



## Dynamic Frequency Selection (DFS) Test Report

# AIR-AP1852 and 1832 Series

**FCC ID: LDK102095**

**IC: 2461B-102095**

Also Covers:

AIR-AP1852y-UXX9

AIR-AP1832y-UXX9

AIR-AP1852y-z-K9

AIR-AP1832y-z-K9

y =E (External Antenna) or I (Internal Antenna)

z=A,B,D,N,Z,T

**5250-5350, 5470-5725 MHz**

**Against the following Specifications:**

**CFR47 Part 15.407**

**RSS210**

**Cisco Systems**

170 West Tasman Drive

San Jose, CA 95134

Author: John Liscio

Approved by:

A handwritten signature in blue ink, appearing to read "Jim Nicholson".

Jim Nicholson

Technical Leader. Engineering



This test report has been electronically authorized and archived using the CISCO Engineering Document Control system.

<b>1.0 UNII DEVICE DESCRIPTION .....</b>	<b>3</b>
<b>2.0 DFS DETECTION THRESHOLDS .....</b>	<b>4</b>
<b>3.0 RADAR TEST WAVEFORMS .....</b>	<b>5</b>
<b>4.0 RADAR WAVEFORM CALIBRATION.....</b>	<b>9</b>
<b>5.0 TEST PROCEDURE/RESULTS .....</b>	<b>14</b>
<i>UNII DETECTION BANDWIDTH RESULTS, 20MHZ SIGNAL BANDWIDTH .....</i>	<i>18</i>
<i>INITIAL CHANNEL AVAILABILITY CHECK TIME.....</i>	<i>50</i>
<i>RADAR BURST AT THE BEGINNING OF THE CHANNEL AVAILABILITY CHECK TIME.....</i>	<i>51</i>
<i>RADAR BURST AT THE END OF THE CHANNEL AVAILABILITY CHECK TIME.....</i>	<i>52</i>
<i>CHANNEL MOVE TIME, CHANNEL CLOSING TRANSMISSION TIME FOR USA BIN 0.....</i>	<i>54</i>
<i>30 MINUTE NON-OCCUPANCY PERIOD (USING TYPE 1 RADAR) .....</i>	<i>58</i>
<i>USA BIN 1 RADAR STATISTICAL PERFORMANCE.....</i>	<i>60</i>
<i>USA BIN 2 RADAR STATISTICAL PERFORMANCE.....</i>	<i>61</i>
<i>USA BIN 3 RADAR STATISTICAL PERFORMANCE.....</i>	<i>62</i>
<i>USA BIN 4 RADAR STATISTICAL PERFORMANCE.....</i>	<i>63</i>

## Dynamic Frequency Selection (DFS) Test Results

15.407: U-NII devices operating in the 5.25-5.35 GHz band and the 5.47-5.725 GHz band shall employ a TPC mechanism. The U-NII device is required to have the capability to operate at least 6 dB below the mean EIRP value of 30 dBm. A TPC mechanism is not required for systems with an e.i.r.p. of less than 500 mW.

U-NII devices operating in the 5.25-5.35 GHz and 5.47-5.725 GHz bands shall employ a DFS radar detection mechanism to detect the presence of radar systems and to avoid co-channel operation with radar systems.

### 1.0 UNII Device Description

1. The 1850 Series Cisco Aironet 802.11ac Access point operates in the following bands:
  - a. 5150-5250 MHz
  - b. 5250-5350 MHz
  - c. 5470-5725 MHz
  - d. 5725-5850 MHz
2. The maximum EIRP of the 5GHz equipment is 29 dBm, and the minimum possible EIRP is 10 dBm.

Below are the available 50 ohm antenna assemblies and their corresponding gains. 0dBi gain was used to set the -63 dBm threshold level (-64dBm +1 dB) during calibration of the test setup.

Frequency	Part Number	Antenna Type	Antenna Gain (dBi)
5GHz	Internal	omnidirectional	6

3. System testing was performed with the designated MPEG test file that streams full motion video at 30 frames per second from the Master to the Client IP based system.
4. The Master requires 106.5 seconds to complete its power-on cycle.
5. Information regarding the parameters of the detected Radar Waveforms is not available to the end user.
6. For the 5250-5350 MHz and 5470-5725 MHz bands, the Master device provides, on aggregate, uniform loading of the spectrum across all devices by selecting an operating channel among the available channels using a random algorithm.

## 2.0 DFS Detection Thresholds

### 1. Interference Threshold values, Master or Client incorporating In-Service Monitoring

Maximum Transmit Power	Value (see note)
≥ 200 milliwatt	-64 dBm
< 200 milliwatt	-62 dBm
Note 1: This is the level at the input of the receiver assuming a 0 dBi receive antenna Note 2: Throughout these test procedures an additional 1 dB has been added to the amplitude of the test transmission waveforms to account for variations in measurement equipment. This will ensure that the test signal is at or above the detection threshold level to trigger a DFS response.	

### 2. DFS Response requirement values

Parameter	Value
<i>Non-occupancy period</i>	Minimum 30 minutes
<i>Channel Availability Check Time</i>	60 seconds
<i>Channel Move Time</i>	10 seconds See Note 1.
<i>Channel Closing Transmission Time</i>	200 milliseconds + an aggregate of 60 milliseconds over remaining 10 second period. See Notes 1 and 2.
<i>U-NII Detection Bandwidth</i>	Minimum 100% of the U-NII 99% transmission power bandwidth. See Note 3.
Note 1: Channel Move Time and the Channel Closing Transmission Time should be performed with Radar Type 0. The measurement timing begins at the end of the Radar Type 0 burst. Note 2: The Channel Closing Transmission Time is comprised of 200 milliseconds starting at the beginning of the Channel Move Time plus any additional intermittent control signals required to facilitate a Channel move (an aggregate of 60 milliseconds) during the remainder of the 10 second period. The aggregate duration of control signals will not count quiet periods in between transmissions. Note 3: During the U-NII Detection Bandwidth detection test, radar type 0 should be used. For each frequency step the minimum percentage of detection is 90 percent. Measurements are performed with no data traffic.	



### 3.0 Radar Test Waveforms

This section provides the parameters for required test waveforms, minimum percentage of successful detections, and the minimum number of trials that must be used for determining DFS conformance. Step intervals of 0.1 microsecond for Pulse Width, 1 microsecond for PRI, 1 MHz for chirp width and 1 for the number of pulses will be utilized for the random determination of specific test waveforms.

#### 1. Short Pulse Radar Test Waveforms

Radar Type	Pulse Width (μsec)	PRI (μsec)	Number of Pulses	Minimum Percentage of Successful Detection	Minimum Number of Trials
0	1	1428	18	See Note 1	See Note 1
1	1	Test A: 15 unique PRI values randomly selected from the list of 23 PRI values in Table 5a	Roundup $\left\{ \begin{matrix} \left( \frac{1}{360} \right) \cdot \\ \left( \frac{19 \cdot 10^6}{PRI_{\mu sec}} \right) \end{matrix} \right\}$	60%	30
		Test B: 15 unique PRI values randomly selected within the range of 518-3066 μsec, with a minimum increment of 1 μsec, excluding PRI values selected in Test A			
2	1-5	150-230	23-29	60%	30
3	6-10	200-500	16-18	60%	30
4	11-20	200-500	12-16	60%	30
Aggregate (Radar Types 1-4)				80%	120
<b>Note 1:</b> Short Pulse Radar Type 0 should be used for the detection bandwidth test, channel move time, and channel closing time tests.					

A minimum of 30 unique waveforms are required for each of the Short Pulse Radar Types 2 through 4. If more than 30 waveforms are used for Short Pulse Radar Types 2 through 4, then each additional waveform must also be unique and not repeated from the previous waveforms. If more than 30 waveforms are used for Short Pulse Radar Type 1, then each additional waveform is generated with Test B and must also be unique and not repeated from the previous waveforms in Tests A or B.



For example if in Short Pulse Radar Type 1 Test B a PRI of 3066 usec is selected, the number of pulses would be  $\text{Roundup}\left\{\left(\frac{1}{360}\right) \cdot \left(\frac{19 \cdot 10^6}{3066}\right)\right\} = \text{Roundup}\{17.2\} = 18$ .

**Table 5a - Pulse Repetition Intervals Values for Test A**

Pulse Repetition Frequency Number	Pulse Repetition Frequency (Pulses Per Second)	Pulse Repetition Interval (Microseconds)
1	1930.5	518
2	1858.7	538
3	1792.1	558
4	1730.1	578
5	1672.2	598
6	1618.1	618
7	1567.4	638
8	1519.8	658
9	1474.9	678
10	1432.7	698
11	1392.8	718
12	1355	738
13	1319.3	758
14	1285.3	778
15	1253.1	798
16	1222.5	818
17	1193.3	838
18	1165.6	858
19	1139	878
20	1113.6	898
21	1089.3	918
22	1066.1	938
23	326.2	3066

The aggregate is the average of the percentage of successful detections of Short Pulse Radar Types 1-4. For example, the following table indicates how to compute the aggregate of percentage of successful detections.

Radar Type	Number of Trials	Number of Successful Detections	Minimum Percentage of Successful Detection
1	35	29	82.9%
2	30	18	60%
3	30	27	90%
4	50	44	88%
<b>Aggregate (82.9% + 60% + 90% + 88%)/4 = 80.2%</b>			

## 2. Long Pulse Radar Test Waveform

Radar Type	Pulse Width (µsec)	Chirp Width (MHz)	PRI (µsec)	Number of Pulses per Burst	Number of Bursts	Minimum Percentage of Successful Detection	Minimum Trials
5	50-100	5-20	1000-2000	1-3	8-20	80%	30

The parameters for this waveform are randomly chosen. Thirty unique waveforms are required for the Long Pulse radar test signal. If more than 30 waveforms are used for the Long Pulse radar test signal, then each additional waveform must also be unique and not repeated from the previous waveforms.

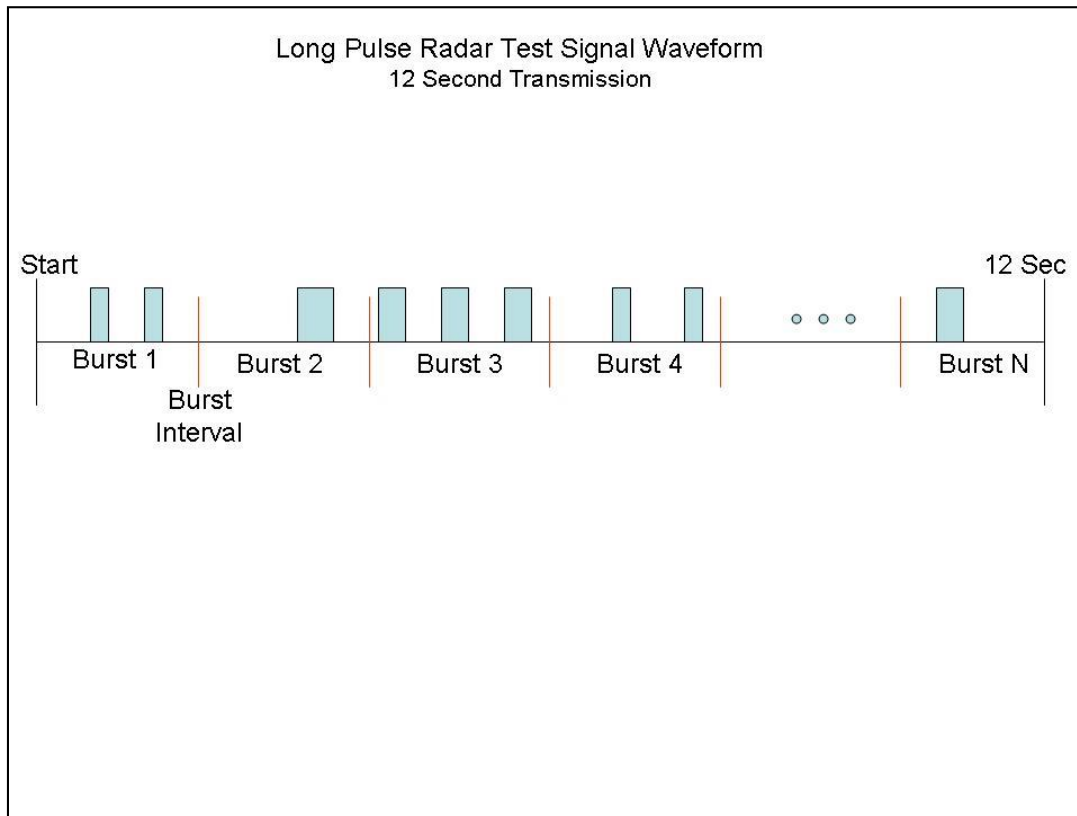
Each waveform is defined as follows:

- 1) The transmission period for the Long Pulse Radar test signal is 12 seconds.
- 2) There are a total of 8 to 20 Bursts in the 12 second period, with the number of Bursts being randomly chosen. This number is Burst\_Count.
- 3) Each Burst consists of 1 to 3 pulses, with the number of pulses being randomly chosen. Each Burst within the 12 second sequence may have a different number of pulses.
- 4) The pulse width is between 50 and 100 microseconds, with the pulse width being randomly chosen. Each pulse within a Burst will have the same pulse width. Pulses in different Bursts may have different pulse widths.
- 5) Each pulse has a linear FM chirp between 5 and 20 MHz, with the chirp width being randomly chosen. Each pulse within a Burst will have the same chirp width. Pulses in different Bursts may have different chirp widths. The chirp is centered on the pulse. For example, with a radar frequency of 5300 MHz and a 20 MHz chirped signal, the chirp starts at 5290 MHz and ends at 5310 MHz.
- 6) If more than one pulse is present in a Burst, the time between the pulses will be between 1000 and 2000 microseconds, with the time being randomly chosen. If three pulses are present in a Burst, the time between the first and second pulses is chosen independently of the time between the second and third pulses.
- 7) The 12 second transmission period is divided into even intervals. The number of intervals is equal to Burst\_Count. Each interval is of length  $(12,000,000 / \text{Burst\_Count})$  microseconds. Each interval contains one Burst. The start time for the Burst, relative to the beginning of the interval, is between 1 and  $[(12,000,000 / \text{Burst\_Count}) - (\text{Total Burst Length}) + (\text{One Random PRI Interval})]$  microseconds, with the start time being randomly chosen. The step interval for the start time is 1 microsecond. The start time for each Burst is chosen independently.

### A representative example of a Long Pulse radar test waveform:

- 1) The total test signal length is 12 seconds.
- 2) 8 Bursts are randomly generated for the Burst\_Count.
- 3) Burst 1 has 2 randomly generated pulses.
- 4) The pulse width (for both pulses) is randomly selected to be 75 microseconds.
- 5) The PRI is randomly selected to be at 1213 microseconds.
- 6) Bursts 2 through 8 are generated using steps 3 – 5.
- 7) Each Burst is contained in even intervals of 1,500,000 microseconds. The starting location for Pulse 1, Burst 1 is randomly generated (1 to 1,500,000 minus the total Burst 1 length + 1 random PRI interval) at the 325,001 microsecond step. Bursts 2 through 8 randomly fall in successive 1,500,000 microsecond intervals (i.e. Burst 2 falls in the 1,500,001 – 3,000,000 microsecond range).

**Graphical Representation of a Long Pulse radar Test Waveform**



**3. Frequency Hopping Radar Test Waveform**

Radars Type	Pulse Width (µsec)	PRI (µsec)	Pulses per Hop	Hopping Rate (kHz)	Hopping Sequence Length (msec)	Minimum Percentage of Successful Detection	Minimum Trials
6	1	333	9	.333	300	70%	30

For the Frequency Hopping Radar Type, the same *Burst* parameters are used for each waveform. The hopping sequence is different for each waveform and a 100-length segment is selected<sup>1</sup> from the hopping sequence defined by the following algorithm:

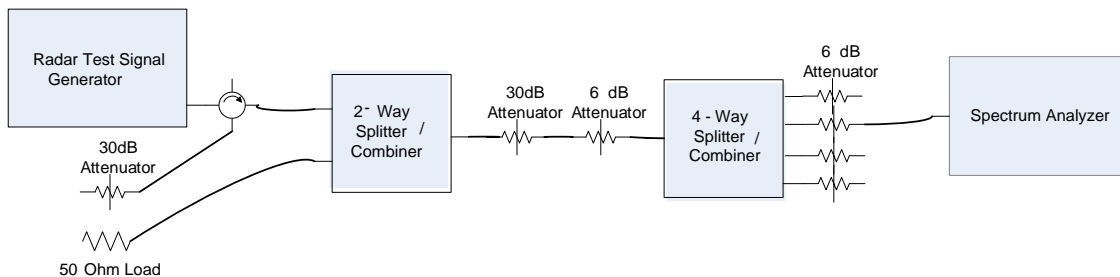
The first frequency in a hopping sequence is selected randomly from the group of 475 integer frequencies from 5250 – 5724 MHz. Next, the frequency that was just chosen is removed from the group and a frequency is randomly selected from the remaining 474 frequencies in the group. This process continues until all 475 frequencies are chosen for the set. For selection of a random frequency, the frequencies remaining within the group are always treated as equally likely.



## 4.0 Radar Waveform Calibration

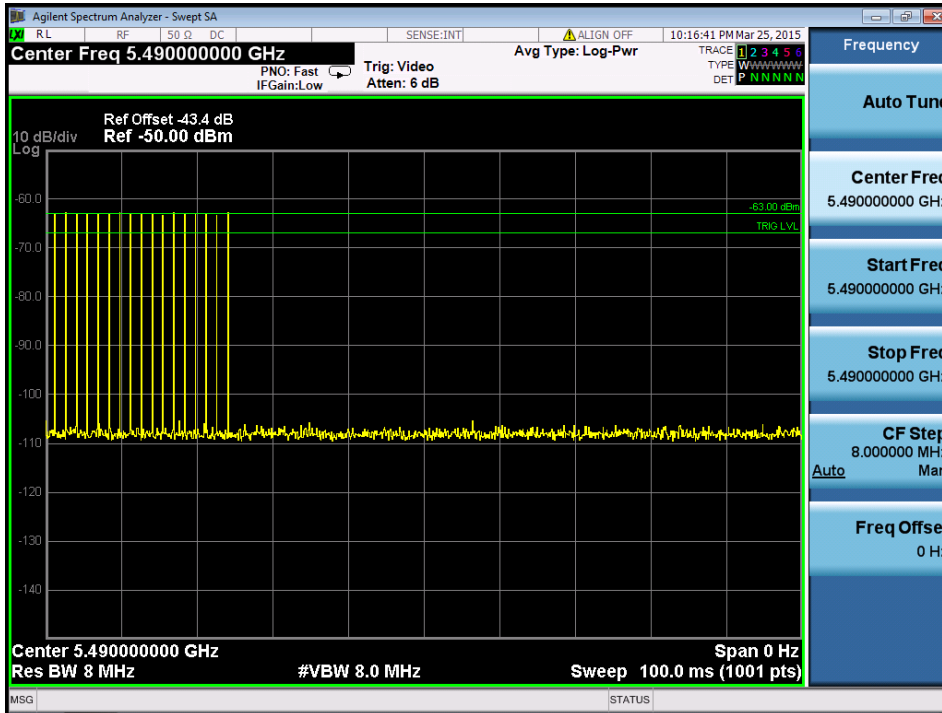
1. The following equipment setup was used to calibrate the conducted Radar Waveform. A spectrum analyzer was used to establish the test signal level for each radar type. During this process there were no transmissions by either the Master or Client Device. The spectrum analyzer was switched to the zero span (Time Domain) mode at the frequency of the Radar Waveform generator. Peak detection was utilized. The spectrum analyzer resolution bandwidth (RBW) and video bandwidth (VBW) were set to 3 MHz.

The signal generator amplitude was set so that the power level measured at the spectrum analyzer was -63dBm.

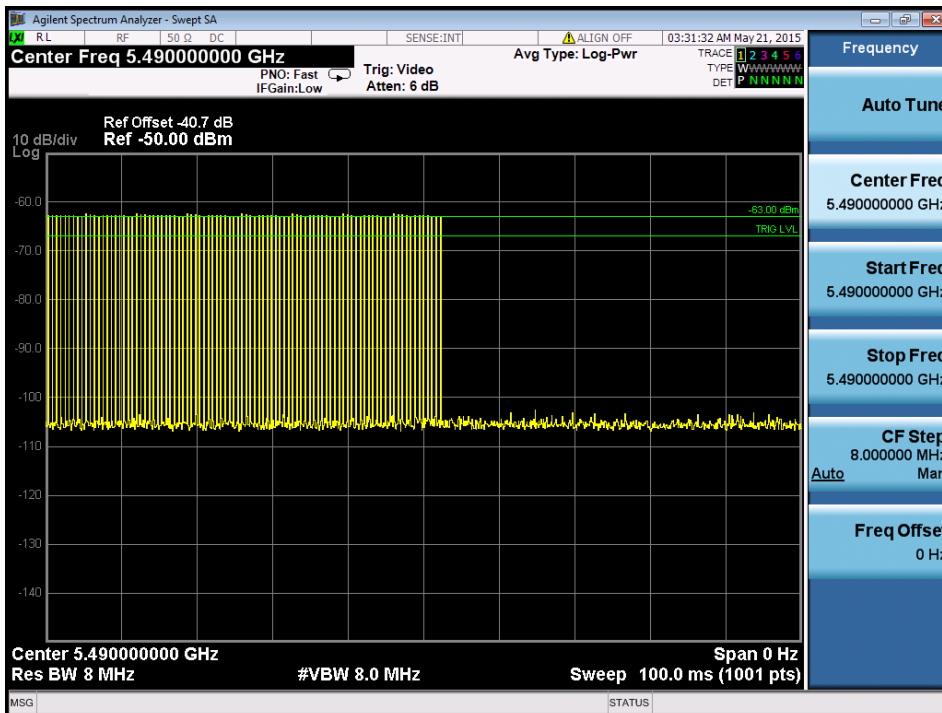


**Conducted Calibration Setup**

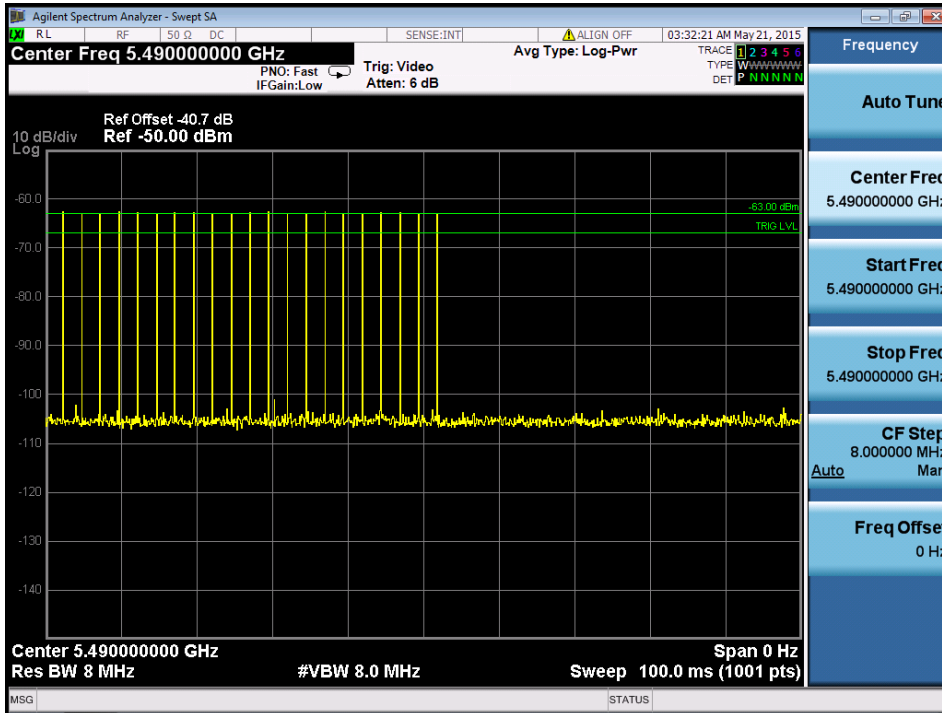
2. Following are the calibration plots for each of the required radar waveforms.



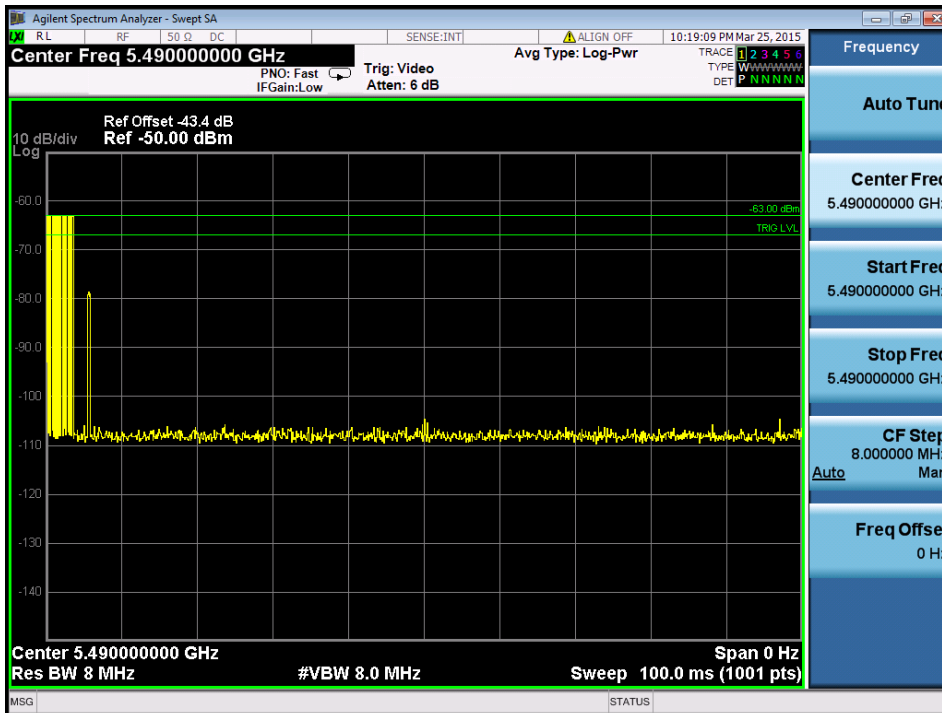
**USA Bin 0 Radar Calibration**



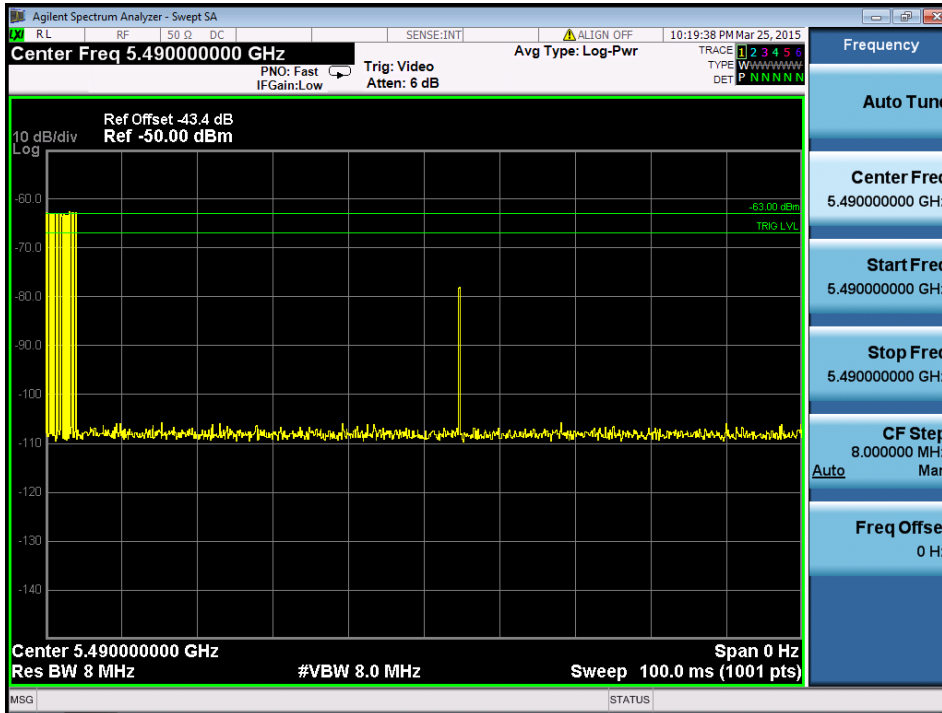
**USA Bin 1A Radar Calibration**



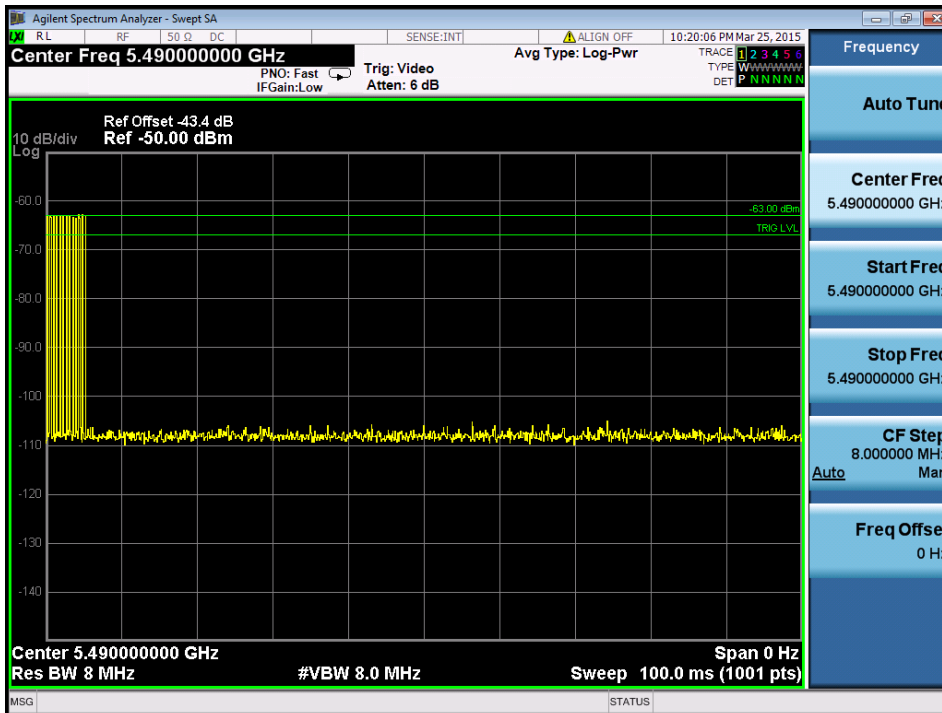
**USA Bin 1B Radar Calibration**



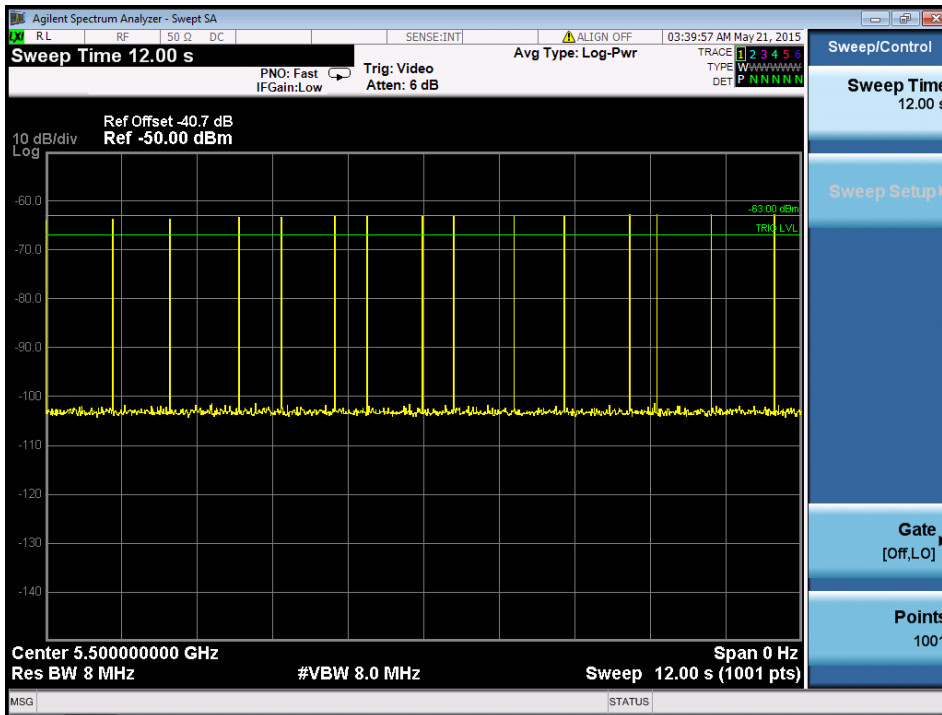
**USA Bin 2 Radar Calibration**



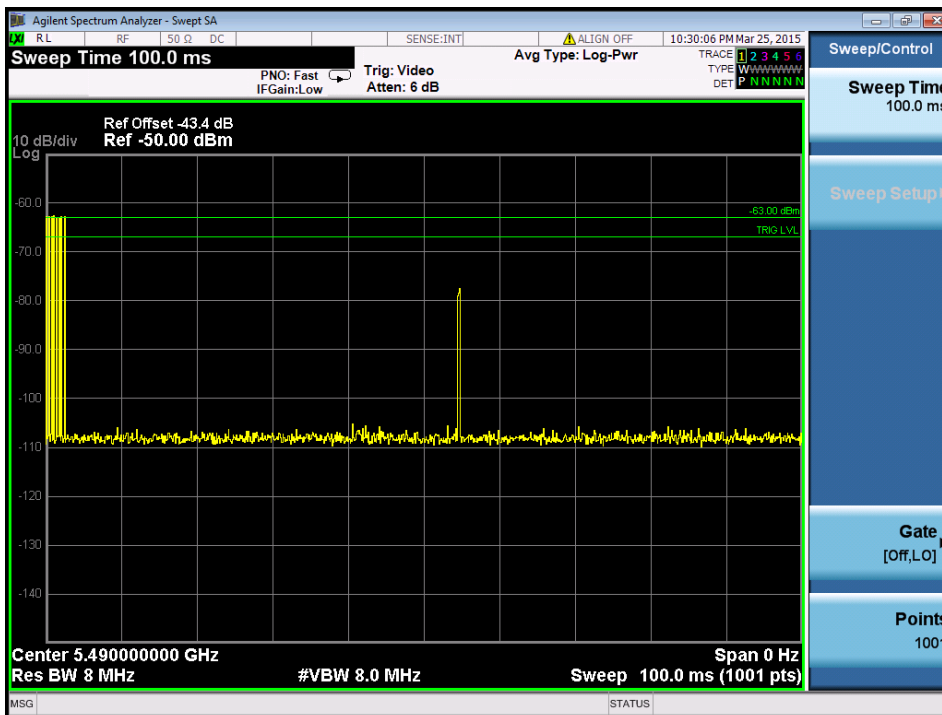
**USA Bin 3 Radar Calibration**



**USA Bin 4 Radar Calibration**



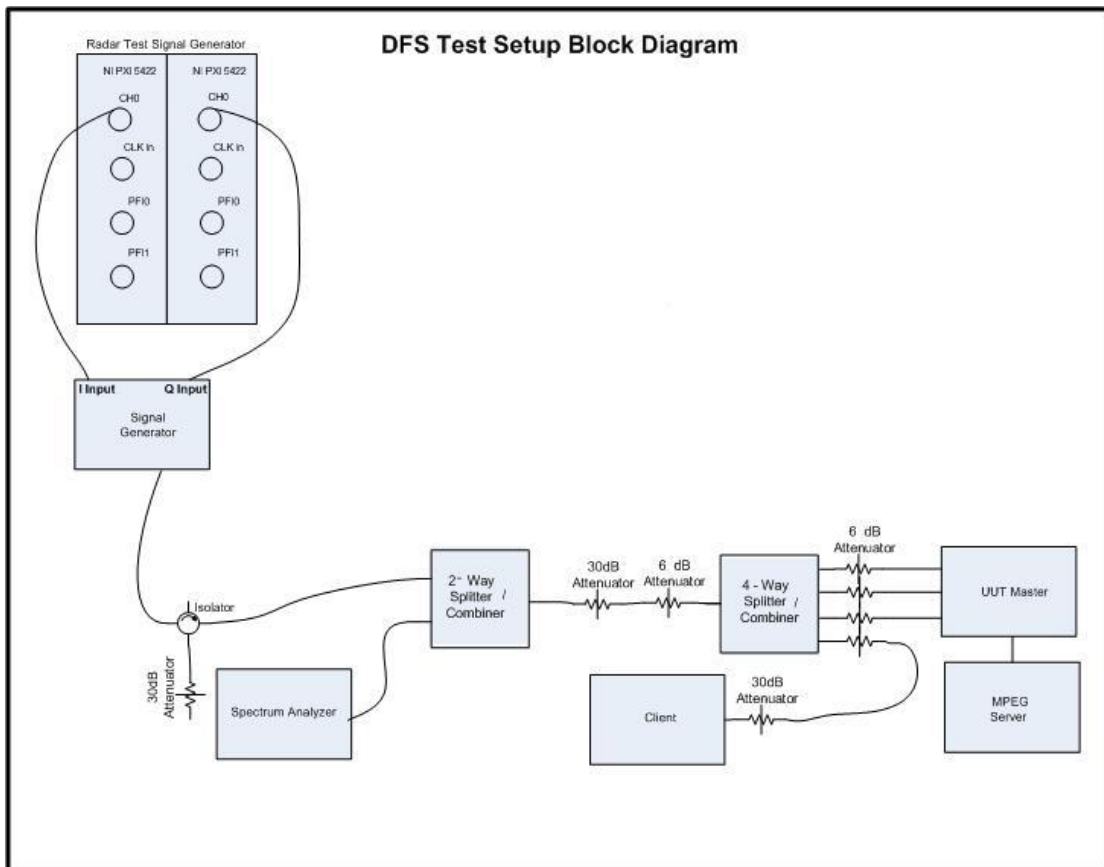
**USA Bin 5 Radar Calibration**



**USA Frequency Hopping Radar Calibration**


## 5.0 Test Procedure/Results

1. A spectrum analyzer is used as a monitor to verify that the UUT has vacated the Channel within the (Channel Closing Transmission Time and Channel Move Time, and does not transmit on a Channel during the Non-Occupancy Period after the detection and Channel move. It is also used to monitor UUT transmissions during the Channel Availability Check Time.
2. Following is the test setup used to generate the Radar Waveforms, and for all DFS tests described herein.



**Conducted Setup: Radar Test Waveforms are injected into the Master**





**DFS Setup**



The test setup is constructed of the following equipment:

Radar Test Signal Generator

National Instruments NI PXI-1042 8-Slot 3U Chassis

National Instruments NI PXI-5422 16-Bit 200MS/s Arbitrary Waveform Generator (Qty. 2)

Agilent N5182A MXG Signal Generator

Agilent E4448A Spectrum Analyzer

Mini-Circuits ZFSC-2-9G Splitter/Combiner (Qty. 1)

Weinschel 1594 4 to 1 power Splitter/Combiner (Qty. 1)

Ditom Microwave D3C-4080-11 Circulator/Isolator (Qty. 1)

Mini-Circuits BW-S30W2 30dB Attenuator (Qty. 4)

Mini-Circuits BW-S6W2 30dB Attenuator (Qty. 5)

Megaphase SF26 S1S1 36" Coaxial Cable (Qty. 2)

MicroCoax 18" Coaxial Cable (Qty. 3)

Dell 600M Laptop (Qty. 2: 1 for wireless client, 1 for MPEG server)

Cisco-Linksys WPC600N 802.11n NIC card (wireless client)

The waveform parameters from within the bounds of the signal type are selected randomly using uniform distribution.



### 3. UNII Detection Bandwidth

All UNII 20 MHz channels for this device have identical Channel bandwidths, all 40 MHz channels have identical Channel bandwidths, and all 80 MHz channels have identical Channel bandwidths. Therefore, all DFS testing was done at 5500 MHz. The 99% channel bandwidth for 20MHz signals is 18 MHz, the the 99% channel bandwidth for 40MHz signals is 36 MHz, and the 99% channel bandwidth for 80MHz signals is 72. (See the 26dB BW section of the RF report for further measurement details).

The generating equipment is configured as shown in the Conducted Test Setup above. A single *Burst* of the desired radar profile is produced at 5500MHz at a -63dBm level. The UUT is set up as a standalone device (no associated Client and no traffic).

A single radar Burst is generated for a minimum of 10 trials, and the response of the UUT is noted. The UUT must detect the Radar Waveform 90% or more of the time.

The radar frequency is increased in 1 MHz steps, repeating the above test sequence, until the detection rate falls below 90%. The highest frequency at which detection is greater than or equal to 90% is denoted as  $F_H$ .

The radar frequency is decreased in 1 MHz steps, repeating the above test sequence, until the detection rate falls below 90%. The lowest frequency at which detection is greater than or equal to 90% is denoted as  $F_L$ .

The U-NII Detection Bandwidth is calculated as follows:

$$\text{U-NII Detection Bandwidth} = F_H - F_L$$

The U-NII Detection Bandwidth must be at least 100% of the UUT transmitter 99% power bandwidth (20 MHz for 20MHz signals, 40 MHz for 40 MHz signals, and 80 MHz for 80 MHz signals), otherwise, the UUT does not comply with DFS requirements.

For the chirped Bin 5 radar, the U-NII Detection Bandwidth must be at least 80% of the UUT transmitter 99% power bandwidth (16 MHz for 20MHz signals, 32 MHz for 40 MHz signals, and 64 MHz for 80 MHz signals), otherwise, the UUT does not comply with DFS requirements.



**UNII Detection Bandwidth Results, 20MHz Signal Bandwidth**

Radar Frequency	DFS Detection Trials (1=Detection, Blank= No Detection)										Detection Rate (%)	Detection Bandwidth (MHz)	Limit (MHz)
	1	2	3	4	5	6	7	8	9	10			
5490	1	1	1	1	1	1	1	1	1	1	100	20	20
5491	1	1	1	1	1	1	1	1	1	1	100		
5492	1	1	1	1	1	1	1	1	1	1	100		
5493	1	1	1	1	1	1	1	1	1	1	100		
5494	1	1	1	1	1	1	1	1	1	1	100		
5495	1	1	1	1	1	1	1	1	1	1	100		
5496	1	1	1	1	1	1	1	1	1	1	100		
5497	1	1	1	1	1	1	1	1	1	1	100		
5498	1	1	1	1	1	1	1	1	1	1	100		
5499	1	1	1	1	1	1	1	1	1	1	100		
5500	1	1	1	1	1	1	1	1	1	1	100		
5501	1	1	1	1	1	1	1	1	1	1	100		
5502	1	1	1	1	1	1	1	1	1	1	100		
5503	1	1	1	1	1	1	1	1	1	1	100		
5504	1	1	1	1	1	1	1	1	1	1	100		
5505	1	1	1	1	1	1	1	1	1	1	100		
5506	1	1	1	1	1	1	1	1	1	1	100		
5507	1	1	1	1	1	1	1	1	1	1	100		
5508	1	1	1	1	1	1	1	1	1	1	100		
5509	1	1	1	1	1	1	1	1	1	1	100		
5510	1	1	1	1	1	1	1	1	1	1	100		

**USA Bin 0 Radar**



Radar Frequency	DFS Detection Trials (1=Detection, Blank= No Detection)										Detection Rate (%)	Detection Bandwidth (MHz)	Limit (MHz)
	1	2	3	4	5	6	7	8	9	10			
5490	1	1	1	1	1	1	1	1	1	1	100	20	20
5491	1	1	1	1	1	1	1	1	1	1	100		
5492	1	1	1	1	1	1	1	1	1	1	100		
5493	1	1	1	1	1	1	1	1	1	1	100		
5494	1	1	1	1	1	1	1	1	1	1	100		
5495	1	1	1	1	1	1	1	1	1	1	100		
5496	1	1	1	1	1	1	1	1	1	1	100		
5497	1	1	1	1	1	1	1	1	1	1	100		
5498	1	1	1	1	1	1	1	1	1	1	100		
5499	1	1	1	1	1	1	1	1	1	1	100		
5500	1	1	1	1	1	1	1	1	1	1	100		
5501	1	1	1	1	1	1	1	1	1	1	100		
5502	1	1	1	1	1	1	1	1	1	1	100		
5503	1	1	1	1	1	1	1	1	1	1	100		
5504	1	1	1	1	1	1	1	1	1	1	100		
5505	1	1	1	1	1	1	1	1	1	1	100		
5506	1	1	1	1	1	1	1	1	1	1	100		
5507	1	1	1	1	1	1	1	1	1	1	100		
5508	1	1	1	1	1	1	1	1	1	1	100		
5509	1	1	1	1	1	1	1	1	1	1	100		
5510	1	1	1	1	1	1	1	1	1	1	100		

**USA Bin 1A Radar**



Radars Frequency	DFS Detection Trials (1=Detection, Blank= No Detection)										Detection Rate (%)	Detection Bandwidth (MHz)	Limit (MHz)
	1	2	3	4	5	6	7	8	9	10			
5490	1	1	1	1	1	1	1	1	1	1	100	20	20
5491	1	1	1	1	1	1	1	1	1	1	100		
5492	1	1	1	1	1	1	1	1	1	1	100		
5493	1	1	1	1	1	1	1	1	1	1	100		
5494	1	1	1	1	1	1	1	1	1	1	100		
5495	1	1	1	1	1	1	1	1	1	1	100		
5496	1	1	1	1	1	1	1	1	1	1	100		
5497	1	1	1	1	1	1	1	1	1	1	100		
5498	1	1	1	1	1	1	1	1	1	1	100		
5499	1	1	1	1	1	1	1	1	1	1	100		
5500	1	1	1	1	1	1	1	1	1	1	100		
5501	1	1	1	1	1	1	1	1	1	1	100		
5502	1	1	1	1	1	1	1	1	1	1	100		
5503	1	1	1	1	1	1	1	1	1	1	100		
5504	1	1	1	1	1	1	1	1	1	1	100		
5505	1	1	1	1	1	1	1	1	1	1	100		
5506	1	1	1	1	1	1	1	1	1	1	100		
5507	1	1	1	1	1	1	1	1	1	1	100		
5508	1	1	1	1	1	1	1	1	1	1	100		
5509	1	1	1	1	1	1	1	1	1	1	100		
5510	1	1	1	1	1	1	1	1	1	1	100		

**USA Bin 1B Radar**



Radars Frequency	DFS Detection Trials (1=Detection, Blank= No Detection)										Detection Rate (%)	Detection Bandwidth (MHz)	Limit (MHz)
	1	2	3	4	5	6	7	8	9	10			
5490	1	1	1	1	1	1	1	1	1	1	100	20	20
5491	1	1	1	1	1	1	1	1	1	1	100		
5492	1	1	1	1	1	1	1	1	1	1	100		
5493	1	1	1	1	1	1	1	1	1	1	100		
5494	1	1	1	1	1	1	1	1	1	1	100		
5495	1	1	1	1	1	1	1	1	1	1	100		
5496	1	1	1	1	1	1	1	1	1	1	100		
5497	1	1	1	1	1	1	1	1	1	1	100		
5498	1	1	1	1	1	1	1	1	1	1	100		
5499	1	1	1	1	1	1	1	1	1	1	100		
5500	1	1	1	1	1	1	1	1	1	1	100		
5501	1	1	1	1	1	1	1	1	1	1	100		
5502	1	1	1	1	1	1	1	1	1	1	100		
5503	1	1	1	1	0	1	1	1	1	1	90		
5504	1	1	1	1	1	1	1	1	1	1	100		
5505	1	1	1	1	1	1	1	1	1	1	100		
5506	1	1	1	1	1	1	1	1	1	1	100		
5507	1	1	1	1	1	1	1	1	1	1	100		
5508	1	1	1	1	1	1	1	1	1	1	100		
5509	1	1	1	1	1	1	1	1	1	1	100		
5510	1	1	1	1	1	1	1	1	1	1	100		

**USA Bin 2 Radar**



Radars	DFS Detection Trials (1=Detection, Blank= No Detection)										Detection Rate (%)	Detection Bandwidth (MHz)	Limit (MHz)
	1	2	3	4	5	6	7	8	9	10			
5490	1	1	1	1	1	1	1	1	1	1	100	20	20
5491	1	1	1	1	1	1	1	1	1	1	100		
5492	1	1	1	1	1	1	1	1	1	1	100		
5493	1	1	1	1	1	1	1	1	1	1	100		
5494	1	1	1	1	1	1	1	1	1	1	100		
5495	1	1	1	1	1	1	1	1	1	1	100		
5496	1	1	1	1	1	1	1	1	1	1	100		
5497	1	1	1	1	1	1	1	1	1	1	100		
5498	1	1	1	1	1	1	1	1	1	1	100		
5499	1	1	1	1	1	1	1	1	1	1	100		
5500	1	1	1	1	1	1	1	1	1	1	100		
5501	1	1	1	1	1	1	1	1	1	1	100		
5502	1	1	1	1	1	1	1	1	1	1	100		
5503	1	1	1	1	1	1	1	1	1	1	100		
5504	1	1	1	1	1	1	1	1	1	1	100		
5505	1	1	1	1	1	1	1	1	1	1	100		
5506	1	1	1	1	1	1	1	1	1	1	100		
5507	1	1	1	1	1	1	1	1	1	1	100		
5508	1	1	1	1	1	1	1	1	1	1	100		
5509	1	1	1	1	1	1	1	1	1	1	100		
5510	1	1	1	1	1	1	1	1	1	1	100		

**USA Bin 3 Radar**



Radars Frequency	DFS Detection Trials (1=Detection, Blank= No Detection)										Detection Rate (%)	Detection Bandwidth (MHz)	Limit (MHz)
	1	2	3	4	5	6	7	8	9	10			
5490	1	1	1	1	1	1	1	1	1	1	100	20	20
5491	1	1	1	1	1	1	1	1	1	1	100		
5492	1	1	1	1	1	1	1	1	1	1	100		
5493	1	1	1	1	1	1	1	1	1	1	100		
5494	1	1	1	1	1	1	1	1	1	1	100		
5495	1	1	1	1	1	1	1	1	1	1	100		
5496	1	1	1	1	1	1	1	1	1	1	100		
5497	1	1	1	1	1	1	1	1	1	1	100		
5498	1	1	1	1	1	1	1	1	1	1	100		
5499	1	1	1	1	1	1	1	1	1	1	100		
5500	1	1	1	1	1	1	1	1	1	1	100		
5501	1	1	1	1	1	1	1	1	1	1	100		
5502	1	1	1	1	1	1	1	1	1	1	100		
5503	1	1	1	1	1	1	1	1	1	1	100		
5504	1	1	1	1	1	1	1	1	1	1	100		
5505	1	1	1	1	1	1	1	1	1	1	100		
5506	1	1	1	1	1	1	1	1	1	1	100		
5507	1	1	1	1	1	1	1	1	1	1	100		
5508	1	1	1	1	1	1	1	1	1	1	100		
5509	1	1	1	1	1	1	1	1	1	1	100		
5510	1	1	1	1	1	1	1	1	1	1	100		

**USA Bin 4 Radar**



Radars Frequency	DFS Detection Trials (1=Detection, Blank= No Detection)										Detection Rate (%)	Detection Bandwidth (MHz)	Limit (MHz)
	1	2	3	4	5	6	7	8	9	10			
5490	0	0	0	0	0	0	0	0	0	0	0	12	16
5491	0	0	0	0	0	0	0	0	0	0	0		
5492	0	0	0	0	0	0	0	0	0	0	0		
5493	1	0	1	1	0	0	0	1	1	1	60		
5494	1	1	1	1	1	1	1	1	1	1	100		
5495	1	1	1	1	1	1	1	1	0	1	90		
5496	1	1	1	1	1	1	1	1	1	1	100		
5497	1	1	1	1	1	1	1	1	1	1	100		
5498	1	1	1	1	1	1	1	1	1	1	100		
5499	1	1	1	1	1	1	1	1	1	1	100		
5500	1	1	1	1	1	1	1	1	1	1	100		
5501	1	1	1	1	1	1	1	1	1	1	100		
5502	1	1	1	1	1	1	1	1	1	1	100		
5503	1	1	1	1	1	1	1	1	1	1	100		
5504	1	1	1	1	1	1	1	1	1	1	100		
5505	1	1	1	1	1	1	1	1	1	1	100		
5506	1	1	1	1	1	1	1	1	1	1	100		
5507	1	1	1	1	1	1	1	1	1	1	100		
5508	1	1	1	1	1	1	1	1	1	1	100		
5509	1	1	1	1	1	1	1	1	1	1	100		
5510	1	1	1	0	0	0	1	1	1	1	70		

**USA Bin 5 Radar**





Radars Frequency	DFS Detection Trials (1=Detection, Blank= No Detection)										Detection Rate (%)	Detection Bandwidth (MHz)	Limit (MHz)
	1	2	3	4	5	6	7	8	9	10			
5490	1	1	1	1	1	1	1	1	1	1	100	20	20
5491	1	1	1	1	1	1	1	1	1	1	100		
5492	1	1	1	1	1	1	1	1	1	1	100		
5493	1	1	1	1	1	1	1	1	1	1	100		
5494	1	1	1	1	1	1	1	1	1	1	100		
5495	1	1	1	1	1	1	1	1	1	1	100		
5496	1	1	1	1	1	1	1	1	1	1	100		
5497	1	1	1	1	1	1	1	1	1	1	100		
5498	1	1	1	1	1	1	1	1	1	1	100		
5499	1	1	1	1	1	1	1	1	1	1	100		
5500	1	1	1	1	1	1	1	1	1	1	100		
5501	1	1	1	1	1	1	1	1	1	1	100		
5502	1	1	1	1	1	1	1	1	1	1	100		
5503	1	1	1	1	1	1	1	1	1	1	100		
5504	1	1	1	1	1	1	1	1	1	1	100		
5505	1	1	1	1	1	1	1	1	1	1	100		
5506	1	1	1	1	1	1	1	1	1	1	100		
5507	1	1	1	1	1	1	1	1	1	1	100		
5508	1	1	1	1	1	1	1	1	1	1	100		
5509	1	1	1	1	1	1	1	1	1	1	100		
5510	1	1	1	1	1	1	1	1	1	1	100		

**USA Frequency Hopping Radar**



Radar Frequency	DFS Detection Trials (1=Detection, Blank= No Detection)										Detection Rate (%)	Detection Bandwidth (MHz)	Limit (MHz)
	1	2	3	4	5	6	7	8	9	10			
5490	1	1	1	1	1	1	1	1	1	1	100	40	40
5491	1	1	1	1	1	1	1	1	1	1	100		
5492	1	1	1	1	1	1	1	1	1	1	100		
5493	1	1	1	1	1	1	1	1	1	1	100		
5494	1	1	1	1	1	1	1	1	1	1	100		
5495	1	1	1	1	1	1	1	1	1	1	100		
5496	1	1	1	1	1	1	1	1	1	1	100		
5497	1	1	1	1	1	1	1	1	1	1	100		
5498	1	1	1	1	1	1	1	1	1	1	100		
5499	1	1	1	1	1	1	1	1	1	1	100		
5500	1	1	1	1	1	1	1	1	1	1	100		
5501	1	1	1	1	1	1	1	1	1	1	100		
5502	1	1	1	1	1	1	1	1	1	1	100		
5503	1	1	1	1	1	1	1	1	1	1	100		
5504	1	1	1	1	1	1	1	1	1	1	100		
5505	1	1	1	1	1	1	1	1	1	1	100		
5506	1	1	1	1	1	1	1	1	1	1	100		
5507	1	1	1	1	1	1	1	1	1	1	100		
5508	1	1	1	1	1	1	1	1	1	1	100		
5509	1	1	1	1	1	1	1	1	1	1	100		
5510	1	1	1	1	1	1	1	1	1	1	100		
5511	1	1	1	1	1	1	1	1	1	1	100		
5512	1	1	1	1	1	1	1	1	1	1	100		
5513	1	1	1	1	1	1	1	1	1	1	100		
5514	1	1	1	1	1	1	1	1	1	1	100		
5515	1	1	1	1	1	1	1	1	1	1	100		
5516	1	1	1	1	1	1	1	1	1	1	100		
5517	1	1	1	1	1	1	1	1	1	1	100		
5518	1	1	1	1	1	1	1	1	1	1	100		
5519	1	1	1	1	1	1	1	1	1	1	100		
5520	1	1	1	1	1	1	1	1	1	1	100		
5521	1	1	1	1	1	1	1	1	1	1	100		
5522	1	1	1	1	1	1	1	1	1	1	100		
5523	1	1	1	1	1	1	1	1	1	1	100		
5524	1	1	1	1	1	1	1	1	1	1	100		
5525	1	1	1	1	1	1	1	1	1	1	100		
5526	1	1	1	1	1	1	1	1	1	1	100		
5527	1	1	1	1	1	1	1	1	1	1	100		
5528	1	1	1	1	1	1	1	1	1	1	100		
5529	1	1	1	1	1	1	1	1	1	1	100		
5530	1	1	1	1	1	1	1	1	1	1	100		

USA Bin 0 Radar



Radars Frequency	DFS Detection Trials (1=Detection, Blank= No Detection)										Detection Rate (%)	Detection Bandwidth (MHz)	Limit (MHz)
	1	2	3	4	5	6	7	8	9	10			
5490	1	1	1	1	1	1	1	1	1	1	100	40	40
5491	1	1	1	1	1	1	1	1	1	1	100		
5492	1	1	1	1	1	1	1	1	1	1	100		
5493	1	1	1	1	1	1	1	1	1	1	100		
5494	1	1	1	1	1	1	1	1	1	1	100		
5495	1	1	1	1	1	1	1	1	1	1	100		
5496	1	1	1	1	1	1	1	1	1	1	100		
5497	1	1	1	1	1	1	1	1	1	1	100		
5498	1	1	1	1	1	1	1	1	1	1	100		
5499	1	1	1	1	1	1	1	1	1	1	100		
5500	1	1	1	1	1	1	1	1	1	1	100		
5501	1	1	1	1	1	1	1	1	1	1	100		
5502	1	1	1	1	1	1	1	1	1	1	100		
5503	1	1	1	1	1	1	1	1	1	1	100		
5504	1	1	1	1	1	1	1	1	1	1	100		
5505	1	1	1	1	1	1	1	1	1	1	100		
5506	1	1	1	1	1	1	1	1	1	1	100		
5507	1	1	1	1	1	1	1	1	1	1	100		
5508	1	1	1	1	1	1	1	1	1	1	100		
5509	1	1	1	1	1	1	1	1	1	1	100		
5510	1	1	1	1	1	1	1	1	1	1	100		
5511	1	1	1	1	1	1	1	1	1	1	100		
5512	1	1	1	1	1	1	1	1	1	1	100		
5513	1	1	1	1	1	1	1	1	1	1	100		
5514	1	1	1	1	1	1	1	1	1	1	100		
5515	1	1	1	1	1	1	1	1	1	1	100		
5516	1	1	1	1	1	1	1	1	1	1	100		
5517	1	1	1	1	1	1	1	1	1	1	100		
5518	1	1	1	1	1	1	1	1	1	1	100		
5519	1	1	1	1	1	1	1	1	1	1	100		
5520	1	1	1	1	1	1	1	1	1	1	100		
5521	1	1	1	1	1	1	1	1	1	1	100		
5522	1	1	1	1	1	1	1	1	1	1	100		
5523	1	1	1	1	1	1	1	1	1	1	100		
5524	1	1	1	1	1	1	1	1	1	1	100		
5525	1	1	1	1	1	1	1	1	1	1	100		
5526	1	1	1	1	1	1	1	1	1	1	100		
5527	1	1	1	1	1	1	1	1	1	1	100		
5528	1	1	1	1	1	1	1	1	1	1	100		
5529	1	1	1	1	1	1	1	1	1	1	100		
5530	1	1	1	1	1	1	1	1	1	1	100		

**USA Bin 1A Radar**



Radars Frequency	DFS Detection Trials (1=Detection, Blank= No Detection)										Detection Rate (%)	Detection Bandwidth (MHz)	Limit (MHz)
	1	2	3	4	5	6	7	8	9	10			
5490	1	1	1	1	1	1	1	1	1	1	100	40	40
5491	1	1	1	1	1	1	1	1	1	1	100		
5492	1	1	1	1	1	1	1	1	1	1	100		
5493	1	1	1	1	1	1	1	1	1	1	100		
5494	1	1	1	1	1	1	1	1	1	1	100		
5495	1	1	1	1	1	1	1	1	1	1	100		
5496	1	1	1	1	1	1	1	1	1	1	100		
5497	1	1	1	1	1	1	1	1	1	1	100		
5498	1	1	1	1	1	1	1	1	1	1	100		
5499	1	1	1	1	1	1	1	1	1	1	100		
5500	1	1	1	1	1	1	1	1	1	1	100		
5501	1	1	1	1	1	1	1	1	1	1	100		
5502	1	1	1	1	1	1	1	1	1	1	100		
5503	1	1	1	1	1	1	1	1	1	1	100		
5504	1	1	1	1	1	1	1	1	1	1	100		
5505	1	1	1	1	1	1	1	1	1	1	100		
5506	1	1	1	1	1	1	1	1	1	1	100		
5507	1	1	1	1	1	1	1	1	1	1	100		
5508	1	1	1	1	1	1	1	1	1	1	100		
5509	1	1	1	1	1	1	1	1	1	1	100		
5510	1	1	1	1	1	1	1	1	1	1	100		
5511	1	1	1	1	1	1	1	1	1	1	100		
5512	1	1	1	1	1	1	1	1	1	1	100		
5513	1	1	1	1	1	1	1	1	1	1	100		
5514	1	1	1	1	1	1	1	1	1	1	100		
5515	1	1	1	1	1	1	1	1	1	1	100		
5516	1	1	1	1	1	1	1	1	1	1	100		
5517	1	1	1	1	1	1	1	1	1	1	100		
5518	1	1	1	1	1	1	1	1	1	1	100		
5519	1	1	1	1	1	1	1	1	1	1	100		
5520	1	1	1	1	1	1	1	1	1	1	100		
5521	1	1	1	1	1	1	1	1	1	1	100		
5522	1	1	1	1	1	1	1	1	1	1	100		
5523	1	1	1	1	1	1	1	1	1	1	100		
5524	1	1	1	1	1	1	1	1	1	1	100		
5525	1	1	1	1	1	1	1	1	1	1	100		
5526	1	1	1	1	1	1	1	1	1	1	100		
5527	1	1	1	1	1	1	1	1	1	1	100		
5528	1	1	1	1	1	1	1	1	1	1	100		
5529	1	1	1	1	1	1	1	1	1	1	100		
5530	1	1	1	1	1	1	1	1	1	1	100		

USA Bin 1B Radar



Radars Frequency	DFS Detection Trials (1=Detection, Blank= No Detection)										Detection Rate (%)	Detection Bandwidth (MHz)	Limit (MHz)
	1	2	3	4	5	6	7	8	9	10			
5490	1	1	1	1	1	1	1	1	1	1	100	40	40
5491	1	1	1	1	1	1	1	1	1	1	100		
5492	1	1	1	1	1	1	1	1	1	1	100		
5493	1	1	1	1	1	1	1	1	1	1	100		
5494	1	1	1	1	1	1	1	1	1	1	100		
5495	1	1	1	1	1	1	1	1	1	1	100		
5496	1	1	1	1	1	1	1	1	1	1	100		
5497	1	1	1	1	1	1	1	1	1	1	100		
5498	1	1	1	1	1	1	1	1	1	1	100		
5499	1	1	1	1	1	1	1	1	1	1	100		
5500	1	1	1	1	1	1	1	1	1	1	100		
5501	1	1	1	1	1	1	1	1	1	1	100		
5502	1	1	1	1	1	1	1	1	1	1	100		
5503	1	1	1	1	1	1	1	1	1	1	100		
5504	1	1	1	1	1	1	1	1	1	1	100		
5505	1	1	1	1	1	1	1	1	1	1	100		
5506	1	1	1	1	1	1	1	1	1	1	100		
5507	1	1	1	1	1	1	1	1	1	1	100		
5508	1	1	1	1	1	1	1	1	1	1	100		
5509	1	1	1	1	1	1	1	1	1	1	100		
5510	1	1	1	1	1	1	1	1	1	1	100		
5511	1	1	1	1	1	1	1	1	1	1	100		
5512	1	1	1	1	1	1	1	1	1	1	100		
5513	1	1	1	1	1	1	1	1	1	1	100		
5514	1	1	1	1	1	1	1	1	1	1	100		
5515	1	1	1	1	1	1	1	1	1	1	100		
5516	1	1	1	1	1	1	1	1	1	1	100		
5517	1	1	1	1	1	1	1	1	1	1	100		
5518	1	1	1	1	1	1	1	1	1	1	100		
5519	1	1	1	1	1	1	1	1	1	1	100		
5520	1	1	1	1	1	1	1	1	1	1	100		
5521	1	1	1	1	1	1	1	1	1	1	100		
5522	1	1	1	1	1	1	1	1	1	1	100		
5523	1	1	1	1	1	1	1	1	1	1	100		
5524	1	1	1	1	1	1	1	1	1	1	100		
5525	1	1	1	1	1	1	1	1	1	1	100		
5526	1	1	1	1	1	1	1	1	1	1	100		
5527	1	1	1	1	1	1	1	1	1	1	100		
5528	1	1	1	1	1	1	1	1	1	1	100		
5529	1	1	1	1	1	1	1	1	1	1	100		
5530	1	1	1	1	1	1	1	1	1	1	100		

USA Bin 2 Radar



Radars Frequency	DFS Detection Trials (1=Detection, Blank= No Detection)										Detection Rate (%)	Detection Bandwidth (MHz)	Limit (MHz)
	1	2	3	4	5	6	7	8	9	10			
5490	1	1	1	1	1	1	1	1	1	1	100	40	40
5491	1	1	1	1	1	1	1	1	1	1	100		
5492	1	1	1	1	1	1	1	1	1	1	100		
5493	1	1	1	1	1	1	1	1	1	1	100		
5494	1	1	1	1	1	1	1	1	1	1	100		
5495	1	1	1	1	1	1	1	1	1	1	100		
5496	1	1	1	1	1	1	1	1	1	1	100		
5497	1	1	1	1	1	1	1	1	1	1	100		
5498	1	1	1	1	1	1	1	1	1	1	100		
5499	1	1	1	1	1	1	1	1	1	1	100		
5500	1	1	1	1	1	1	1	1	1	1	100		
5501	1	1	1	1	1	1	1	1	1	1	100		
5502	1	1	1	1	1	1	1	1	1	1	100		
5503	1	1	1	1	1	1	1	1	1	1	100		
5504	1	1	1	1	1	1	1	1	1	1	100		
5505	1	1	1	1	1	1	1	1	1	1	100		
5506	1	1	1	1	1	1	1	1	1	1	100		
5507	1	1	1	1	1	1	1	1	1	1	100		
5508	1	1	1	1	1	1	1	1	1	1	100		
5509	1	1	1	1	1	1	1	1	1	1	100		
5510	1	1	1	1	1	1	1	1	1	1	100		
5511	1	1	1	1	1	1	1	1	1	1	100		
5512	1	1	1	1	1	1	1	1	1	1	100		
5513	1	1	1	1	1	1	1	1	1	1	100		
5514	1	1	1	1	1	1	1	1	1	1	100		
5515	1	1	1	1	1	1	1	1	1	1	100		
5516	1	1	1	1	1	1	1	1	1	1	100		
5517	1	1	1	1	1	1	1	1	1	1	100		
5518	1	1	1	1	1	1	1	1	1	1	100		
5519	1	1	1	1	1	1	1	1	1	1	100		
5520	1	1	1	1	1	1	1	1	1	1	100		
5521	1	1	1	1	1	1	1	1	1	1	100		
5522	1	1	1	1	1	1	1	1	1	1	100		
5523	1	1	1	1	1	1	1	1	1	1	100		
5524	1	1	1	1	1	1	1	1	1	1	100		
5525	1	1	1	1	1	1	1	1	1	1	100		
5526	1	1	1	1	1	1	1	1	1	1	100		
5527	1	1	1	1	1	1	1	1	1	1	100		
5528	1	1	1	1	1	1	1	1	1	1	100		
5529	1	1	1	1	1	1	1	1	1	1	100		
5530	1	1	1	1	1	1	1	1	1	1	100		

USA Bin 3 Radar



Radar Frequency	DFS Detection Trials (1=Detection, Blank= No Detection)										Detection Rate (%)	Detection Bandwidth (MHz)	Limit (MHz)
	1	2	3	4	5	6	7	8	9	10			
5490	1	1	1	1	1	1	1	1	1	1	100	40	40
5491	1	1	1	1	1	1	1	1	1	1	100		
5492	1	1	1	1	1	1	1	1	1	1	100		
5493	1	1	1	1	1	1	1	1	1	1	100		
5494	1	1	1	1	1	1	1	1	1	1	100		
5495	1	1	1	1	1	1	1	1	1	1	100		
5496	1	1	1	1	1	1	1	1	1	1	100		
5497	1	1	1	1	1	1	1	1	1	1	100		
5498	1	1	1	1	1	1	1	1	1	1	100		
5499	1	1	1	1	1	1	1	1	1	1	100		
5500	1	1	1	1	1	1	1	1	1	1	100		
5501	1	1	1	1	1	1	1	1	1	1	100		
5502	1	1	1	1	1	1	1	1	1	1	100		
5503	1	1	1	1	1	1	1	1	1	1	100		
5504	1	1	1	1	1	1	1	1	1	1	100		
5505	1	1	1	1	1	1	1	1	1	1	100		
5506	1	1	1	1	1	1	1	1	1	1	100		
5507	1	1	1	1	1	1	1	1	1	1	100		
5508	1	1	1	1	1	1	1	1	1	1	100		
5509	1	1	1	1	1	1	1	1	1	1	100		
5510	1	1	1	1	1	1	1	1	1	1	100		
5511	1	1	1	1	1	1	1	1	1	1	100		
5512	1	1	1	1	1	1	1	1	1	1	100		
5513	1	1	1	1	1	1	1	1	1	1	100		
5514	1	1	1	1	1	1	1	1	1	1	100		
5515	1	1	1	1	1	1	1	1	1	1	100		
5516	1	1	1	1	1	1	1	1	1	1	100		
5517	1	1	1	1	1	1	1	1	1	1	100		
5518	1	1	1	1	1	1	1	1	1	1	100		
5519	1	1	1	1	1	1	1	1	1	1	100		
5520	1	1	1	1	1	1	1	1	1	1	100		
5521	1	1	1	1	1	1	1	1	1	1	100		
5522	1	1	1	1	1	1	1	1	1	1	100		
5523	1	1	1	1	1	1	1	1	1	1	100		
5524	1	1	1	1	1	1	1	1	1	1	100		
5525	1	1	1	1	1	1	1	1	1	1	100		
5526	1	1	1	1	1	1	1	1	1	1	100		
5527	1	1	1	1	1	1	1	1	1	1	100		
5528	1	1	1	1	1	1	1	1	1	1	100		
5529	1	1	1	1	1	1	1	1	1	1	100		
5530	1	1	1	1	1	1	1	1	1	1	100		

USA Bin 4 Radar



Radars Frequency	DFS Detection Trials (1=Detection, Blank= No Detection)										Detection Rate (%)	Detection Bandwidth (MHz)	Limit (MHz)
	1	2	3	4	5	6	7	8	9	10			
5490	0	0	0	0	0	0	0	0	0	0	0	32	32
5491	0	0	0	0	0	0	0	0	0	0	0		
5492	0	1	1	0	1	1	1	1	1	0	70		
5493	1	0	0	1	1	1	1	1	1	1	80		
5494	1	1	1	1	1	1	1	1	1	1	100		
5495	1	1	1	1	1	1	1	1	1	1	100		
5496	1	1	1	1	1	1	1	1	1	1	100		
5497	1	1	1	1	1	1	1	1	1	1	100		
5498	1	1	1	1	1	1	1	1	1	1	100		
5499	1	1	1	1	1	1	1	1	1	1	100		
5500	1	1	1	1	1	1	1	1	1	1	100		
5501	1	1	1	1	1	1	1	1	1	1	100		
5502	1	1	1	1	1	1	1	1	1	1	100		
5503	1	1	1	1	1	1	1	1	1	1	100		
5504	1	1	1	1	1	1	1	1	1	1	100		
5505	1	1	1	1	1	1	1	1	1	1	100		
5506	1	1	1	1	1	1	1	1	1	1	100		
5507	1	1	1	1	1	1	1	1	1	1	100		
5508	1	1	1	1	1	1	1	1	1	1	100		
5509	1	1	1	1	1	1	1	1	1	1	100		
5510	1	1	1	1	1	1	1	1	1	1	100		
5511	1	1	1	1	1	1	1	1	1	1	100		
5512	1	1	1	1	1	1	1	1	1	1	100		
5513	1	1	1	1	1	1	1	1	1	1	100		
5514	1	1	1	1	1	1	1	1	1	1	100		
5515	1	1	1	1	1	1	1	1	1	1	100		
5516	1	1	1	1	1	1	1	1	1	1	100		
5517	1	1	1	1	1	1	1	1	1	1	100		
5518	1	1	1	1	1	1	1	1	1	1	100		
5519	1	1	1	1	1	1	1	1	1	1	100		
5520	1	1	1	1	1	1	1	1	1	1	100		
5521	1	1	1	1	1	1	1	1	1	1	100		
5522	1	1	1	1	1	1	1	1	1	1	100		
5523	1	1	1	1	1	1	1	1	1	1	100		
5524	1	1	1	1	1	1	1	1	1	1	100		
5525	1	1	1	1	1	1	1	1	1	1	100		
5526	1	1	1	1	1	1	1	1	1	1	100		
5527	1	1	1	1	1	1	1	1	1	1	100		
5528	1	1	1	1	1	1	1	1	1	1	100		
5529	1	1	1	1	1	1	1	1	1	1	100		
5530	1	1	1	1	1	1	1	1	1	1	100		

**USA Bin 5 Radar**





Radars Frequency	DFS Detection Trials (1=Detection, Blank= No Detection)										Detection Rate (%)	Detection Bandwidth (MHz)	Limit (MHz)
	1	2	3	4	5	6	7	8	9	10			
5490	1	1	1	1	1	1	1	1	1	1	100	40	40
5491	1	1	1	1	1	1	1	1	1	1	100		
5492	1	1	1	1	1	1	1	1	1	1	100		
5493	1	1	1	1	1	1	1	1	1	1	100		
5494	1	1	1	1	1	1	1	1	1	1	100		
5495	1	1	1	1	1	1	1	1	1	1	100		
5496	1	1	1	1	1	1	1	1	1	1	100		
5497	1	1	1	1	1	1	1	1	1	1	100		
5498	1	1	1	1	1	1	1	1	1	1	100		
5499	1	1	1	1	1	1	1	1	1	1	100		
5500	1	1	1	1	1	1	1	1	1	1	100		
5501	1	1	1	1	1	1	1	1	1	1	100		
5502	1	1	1	1	1	1	1	1	1	1	100		
5503	1	1	1	1	1	1	1	1	1	1	100		
5504	1	1	1	1	1	1	1	1	1	1	100		
5505	1	1	1	1	1	1	1	1	1	1	100		
5506	1	1	1	1	1	1	1	1	1	1	100		
5507	1	1	1	1	1	1	1	1	1	1	100		
5508	1	1	1	1	1	1	1	1	1	1	100		
5509	1	1	1	1	1	1	1	1	1	1	100		
5510	1	1	1	1	1	1	1	1	1	1	100		
5511	1	1	1	1	1	1	1	1	1	1	100		
5512	1	1	1	1	1	1	1	1	1	1	100		
5513	1	1	1	1	1	1	1	1	1	1	100		
5514	1	1	1	1	1	1	1	1	1	1	100		
5515	1	1	1	1	1	1	1	1	1	1	100		
5516	1	1	1	1	1	1	1	1	1	1	100		
5517	1	1	1	1	1	1	1	1	1	1	100		
5518	1	1	1	1	1	1	1	1	1	1	100		
5519	1	1	1	1	1	1	1	1	1	1	100		
5520	1	1	1	1	1	1	1	1	1	1	100		
5521	1	1	1	1	1	1	1	1	1	1	100		
5522	1	1	1	1	1	1	1	1	1	1	100		
5523	1	1	1	1	1	1	1	1	1	1	100		
5524	1	1	1	1	1	1	0	1	1	1	90		
5525	1	1	1	1	1	1	1	1	1	1	100		
5526	1	1	1	1	1	1	1	1	1	1	100		
5527	1	1	1	1	1	1	1	1	1	1	100		
5528	1	1	1	1	1	1	1	1	1	1	100		
5529	1	1	1	1	1	1	1	1	1	1	100		
5530	1	1	1	1	1	1	1	1	1	1	100		

**USA Frequency Hopping Radar**



Radars Frequency	DFS Detection Trials (1=Detection, Blank= No Detection)										Detection Rate (%)	Detection Bandwidth (MHz)	Limit (MHz)
	1	2	3	4	5	6	7	8	9	10			
5490	1	1	1	1	1	1	1	1	1	1	100	80	80
5491	1	1	1	1	1	1	1	1	1	1	100		
5492	1	1	1	1	1	1	1	1	1	1	100		
5493	1	1	1	1	1	1	1	1	1	1	100		
5494	1	1	1	1	1	1	1	1	1	1	100		
5495	1	1	1	1	1	1	1	1	1	1	100		
5496	1	1	1	1	1	1	1	1	1	1	100		
5497	1	1	1	1	1	1	1	1	1	1	100		
5498	1	1	1	1	1	1	1	1	1	1	100		
5499	1	1	1	1	1	1	1	1	1	1	100		
5500	1	1	1	1	1	1	1	1	1	1	100		
5501	1	1	1	1	1	1	1	1	1	1	100		
5502	1	1	1	1	1	1	1	1	1	1	100		
5503	1	1	1	1	1	1	1	1	1	1	100		
5504	1	1	1	1	1	1	1	1	1	1	100		
5505	1	1	1	1	1	1	1	1	1	1	100		
5506	1	1	1	1	1	1	1	1	1	1	100		
5507	1	1	1	1	1	1	1	1	1	1	100		
5508	1	1	1	1	1	1	1	1	1	1	100		
5509	1	1	1	1	1	1	1	1	1	1	100		
5510	1	1	1	1	1	1	1	1	1	1	100		
5511	1	1	1	1	1	1	1	1	1	1	100		
5512	1	1	1	1	1	1	1	1	1	1	100		
5513	1	1	1	1	1	1	1	1	1	1	100		
5514	1	1	1	1	1	1	1	1	1	1	100		
5515	1	1	1	1	1	1	1	1	1	1	100		
5516	1	1	1	1	1	1	1	1	1	1	100		
5517	1	1	1	1	1	1	1	1	1	1	100		
5518	1	1	1	1	1	1	1	1	1	1	100		
5519	1	1	1	1	1	1	1	1	1	1	100		
5520	1	1	1	1	1	1	1	1	1	1	100		
5521	1	1	1	1	1	1	1	1	1	1	100		
5522	1	1	1	1	1	1	1	1	1	1	100		
5523	1	1	1	1	1	1	1	1	1	1	100		
5524	1	1	1	1	1	1	1	1	1	1	100		
5525	1	1	1	1	1	1	1	1	1	1	100		
5526	1	1	1	1	1	1	1	1	1	1	100		
5527	1	1	1	1	1	1	1	1	1	1	100		
5528	1	1	1	1	1	1	1	1	1	1	100		
5529	1	1	1	1	1	1	1	1	1	1	100		
5530	1	1	1	1	1	1	1	1	1	1	100		
5531	1	1	1	1	1	1	1	1	1	1	100		



5532	1	1	1	1	1	1	1	1	1	1	100
5533	1	1	1	1	1	1	1	1	1	1	100
5534	1	1	1	1	1	1	1	1	1	1	100
5535	1	1	1	1	1	1	1	1	1	1	100
5536	1	1	1	1	1	1	1	1	1	1	100
5537	1	1	1	1	1	1	1	1	1	1	100
5538	1	1	1	1	1	1	1	1	1	1	100
5539	1	1	1	1	1	1	1	1	1	1	100
5540	1	1	1	1	1	1	1	1	1	1	100
5541	1	1	1	1	1	1	1	1	1	1	100
5542	1	1	1	1	1	1	1	1	1	1	100
5543	1	1	1	1	1	1	1	1	1	1	100
5544	1	1	1	1	1	1	1	1	1	1	100
5545	1	1	1	1	1	1	1	1	1	1	100
5546	1	1	1	1	1	1	1	1	1	1	100
5547	1	1	1	1	1	1	1	1	1	1	100
5548	1	1	1	1	1	1	1	1	1	1	100
5549	1	1	1	1	1	1	1	1	1	1	100
5550	1	1	1	1	1	1	1	1	1	1	100
5551	1	1	1	1	1	1	1	1	1	1	100
5552	1	1	1	1	1	1	1	1	1	1	100
5553	1	1	1	1	1	1	1	1	1	1	100
5554	1	1	1	1	1	1	1	1	1	1	100
5555	1	1	1	1	1	1	1	1	1	1	100
5556	1	1	1	1	1	1	1	1	1	1	100
5557	1	1	1	1	1	1	1	1	1	1	100
5558	1	1	1	1	1	1	1	1	1	1	100
5559	1	1	1	1	1	1	1	1	1	1	100
5560	1	1	1	1	1	1	1	1	1	1	100
5561	1	1	1	1	1	1	1	1	1	1	100
5562	1	1	1	1	1	1	1	1	1	1	100
5563	1	1	1	1	1	1	1	1	1	1	100
5564	1	1	1	1	1	1	1	1	1	1	100
5565	1	1	1	1	1	1	1	1	1	1	100
5566	1	1	1	1	1	1	1	1	1	1	100
5567	1	1	1	1	1	1	1	1	1	1	100
5568	1	1	1	1	1	1	1	1	1	1	100
5569	1	1	1	1	1	1	1	1	1	1	100
5570	1	1	1	1	1	1	1	1	1	1	100

**USA Bin 0 Radar**



Radars Frequency	DFS Detection Trials (1=Detection, Blank= No Detection)										Detection Rate (%)	Detection Bandwidth (MHz)	Limit (MHz)
	1	2	3	4	5	6	7	8	9	10			
5490	1	1	1	1	1	1	1	1	1	1	100	80	80
5491	1	1	1	1	1	1	1	1	1	1	100		
5492	1	1	1	1	1	1	1	1	1	1	100		
5493	1	1	1	1	1	1	1	1	1	1	100		
5494	1	1	1	1	1	1	1	1	1	1	100		
5495	1	1	1	1	1	1	1	1	1	1	100		
5496	1	1	1	1	1	1	1	1	1	1	100		
5497	1	1	1	1	1	1	1	1	1	1	100		
5498	1	1	1	1	1	1	1	1	1	1	100		
5499	1	1	1	1	1	1	1	1	1	1	100		
5500	1	1	1	1	1	1	1	1	1	1	100		
5501	1	1	1	1	1	1	1	1	1	1	100		
5502	1	1	1	1	1	1	1	1	1	1	100		
5503	1	1	1	1	1	1	1	1	1	1	100		
5504	1	1	1	1	1	1	1	1	1	1	100		
5505	1	1	1	1	1	1	1	1	1	1	100		
5506	1	1	1	1	1	1	1	1	1	1	100		
5507	1	1	1	1	1	1	1	1	1	1	100		
5508	1	1	1	1	1	1	1	1	1	1	100		
5509	1	1	1	1	1	1	1	1	1	1	100		
5510	1	1	1	1	1	1	1	1	1	1	100		
5511	1	1	1	1	1	1	1	1	1	1	100		
5512	1	1	1	1	1	1	1	1	1	1	100		
5513	1	1	1	1	1	1	1	1	1	1	100		
5514	1	1	1	1	1	1	1	1	1	1	100		
5515	1	1	1	1	1	1	1	1	1	1	100		
5516	1	1	1	1	1	1	1	1	1	1	100		
5517	1	1	1	1	1	1	1	1	1	1	100		
5518	1	1	1	1	1	1	1	1	1	1	100		
5519	1	1	1	1	1	1	1	1	1	1	100		
5520	1	1	1	1	1	1	1	1	1	1	100		
5521	1	1	1	1	1	1	1	1	1	1	100		
5522	1	1	1	1	1	1	1	1	1	1	100		
5523	1	1	1	1	1	1	1	1	1	1	100		
5524	1	1	1	1	1	1	1	1	1	1	100		
5525	1	1	1	1	1	1	1	1	1	1	100		
5526	1	1	1	1	1	1	1	1	1	1	100		
5527	1	1	1	1	1	1	1	1	1	1	100		
5528	1	1	1	1	1	1	1	1	1	1	100		
5529	1	1	1	1	1	1	1	1	1	1	100		
5530	1	1	1	1	1	1	1	1	1	1	100		
5531	1	1	1	1	1	1	1	1	1	1	100		



5532	1	1	1	1	1	1	1	1	1	1	100
5533	1	1	1	1	1	1	1	1	1	1	100
5534	1	1	1	1	1	1	1	1	1	1	100
5535	1	1	1	1	1	1	1	1	1	1	100
5536	1	1	1	1	1	1	1	1	1	1	100
5537	1	1	1	1	1	1	1	1	1	1	100
5538	1	1	1	1	1	1	1	1	1	1	100
5539	1	1	1	1	1	1	1	1	1	1	100
5540	1	1	1	1	1	1	1	1	1	1	100
5541	1	1	1	1	1	1	1	1	1	1	100
5542	1	1	1	1	1	1	1	1	1	1	100
5543	1	1	1	1	1	1	1	1	1	1	100
5544	1	1	1	1	1	1	1	1	1	1	100
5545	1	1	1	1	1	1	1	1	1	1	100
5546	1	1	1	1	1	1	1	1	1	1	100
5547	1	1	1	1	1	1	1	1	1	1	100
5548	1	1	1	1	1	1	1	1	1	1	100
5549	1	1	1	1	1	1	1	1	1	1	100
5550	1	1	1	1	1	1	1	1	1	1	100
5551	1	1	1	1	1	1	1	1	1	1	100
5552	1	1	1	1	1	1	1	1	1	1	100
5553	1	1	1	1	1	1	1	1	1	1	100
5554	1	1	1	1	1	1	1	1	1	1	100
5555	1	1	1	1	1	1	1	1	1	1	100
5556	1	1	1	1	1	1	1	1	1	1	100
5557	1	1	1	1	1	1	1	1	1	1	100
5558	1	1	1	1	1	1	1	1	1	1	100
5559	1	1	1	1	1	1	1	1	1	1	100
5560	1	1	1	1	1	1	1	1	1	1	100
5561	1	1	1	1	1	1	1	1	1	1	100
5562	1	1	1	1	1	1	1	1	1	1	100
5563	1	1	1	1	1	1	1	1	1	1	100
5564	1	1	1	1	1	1	1	1	1	1	100
5565	1	1	1	1	1	1	1	1	1	1	100
5566	1	1	1	1	1	1	1	1	1	1	100
5567	1	1	1	1	1	1	1	1	1	1	100
5568	1	1	1	1	1	1	1	1	1	1	100
5569	1	1	1	1	1	1	1	1	1	1	100
5570	1	1	1	1	1	1	1	1	1	1	100

**USA Bin 1A Radar**



Radars Frequency	DFS Detection Trials (1=Detection, Blank= No Detection)										Detection Rate (%)	Detection Bandwidth (MHz)	Limit (MHz)
	1	2	3	4	5	6	7	8	9	10			
5490	1	1	1	1	1	1	1	1	1	1	100	80	80
5491	1	1	1	1	1	1	1	1	1	1	100		
5492	1	1	1	1	1	1	1	1	1	1	100		
5493	1	1	1	1	1	1	1	1	1	1	100		
5494	1	1	1	1	1	1	1	1	1	1	100		
5495	1	1	1	1	1	1	1	1	1	1	100		
5496	1	1	1	1	1	1	1	1	1	1	100		
5497	1	1	1	1	1	1	1	1	1	1	100		
5498	1	1	1	1	1	1	1	1	1	1	100		
5499	1	1	1	1	1	1	1	1	1	1	100		
5500	1	1	1	1	1	1	1	1	1	1	100		
5501	1	1	1	1	1	1	1	1	1	1	100		
5502	1	1	1	1	1	1	1	1	1	1	100		
5503	1	1	1	1	1	1	1	1	1	1	100		
5504	1	1	1	1	1	1	1	1	1	1	100		
5505	1	1	1	1	1	1	1	1	1	1	100		
5506	1	1	1	1	1	1	1	1	1	1	100		
5507	1	1	1	1	1	1	1	1	1	1	100		
5508	1	1	1	1	1	1	1	1	1	1	100		
5509	1	1	1	1	1	1	1	1	1	1	100		
5510	1	1	1	1	1	1	1	1	1	1	100		
5511	1	1	1	1	1	1	1	1	1	1	100		
5512	1	1	1	1	1	1	1	1	1	1	100		
5513	1	1	1	1	1	1	1	1	1	1	100		
5514	1	1	1	1	1	1	1	1	1	1	100		
5515	1	1	1	1	1	1	1	1	1	1	100		
5516	1	1	1	1	1	1	1	1	1	1	100		
5517	1	1	1	1	1	1	1	1	1	1	100		
5518	1	1	1	1	1	1	1	1	1	1	100		
5519	1	1	1	1	1	1	1	1	1	1	100		
5520	1	1	1	1	1	1	1	1	1	1	100		
5521	1	1	1	1	1	1	1	1	1	1	100		
5522	1	1	1	1	1	1	1	1	1	1	100		
5523	1	1	1	1	1	1	1	1	1	1	100		
5524	1	1	1	1	1	1	1	1	1	1	100		
5525	1	1	1	1	1	1	1	1	1	1	100		
5526	1	1	1	1	1	1	1	1	1	1	100		
5527	1	1	1	1	1	1	1	1	1	1	100		
5528	1	1	1	1	1	1	1	1	1	1	100		
5529	1	1	1	1	1	1	1	1	1	1	100		
5530	1	1	1	1	1	1	1	1	1	1	100		
5531	1	1	1	1	1	1	1	1	1	1	100		



5532	1	1	1	1	1	1	1	1	1	1	100
5533	1	1	1	1	1	1	1	1	1	1	100
5534	1	1	1	1	1	1	1	1	1	1	100
5535	1	1	1	1	1	1	1	1	1	1	100
5536	1	1	1	1	1	1	1	1	1	1	100
5537	1	1	1	1	1	1	1	1	1	1	100
5538	1	1	1	1	1	1	1	1	1	1	100
5539	1	1	1	1	1	1	1	1	1	1	100
5540	1	1	1	1	1	1	1	1	1	1	100
5541	1	1	1	1	1	1	1	1	1	1	100
5542	1	1	1	1	1	1	1	1	1	1	100
5543	1	1	1	1	1	1	1	1	1	1	100
5544	1	1	1	1	1	1	1	1	1	1	100
5545	1	1	1	1	1	1	1	1	1	1	100
5546	1	1	1	1	1	1	1	1	1	1	100
5547	1	1	1	1	1	1	1	1	1	1	100
5548	1	1	1	1	1	1	1	1	1	1	100
5549	1	1	1	1	1	1	1	1	1	1	100
5550	1	1	1	1	1	1	1	1	1	1	100
5551	1	1	1	1	1	1	1	1	1	1	100
5552	1	1	1	1	1	1	1	1	1	1	100
5553	1	1	1	1	1	1	1	1	1	1	100
5554	1	1	1	1	1	1	1	1	1	1	100
5555	1	1	1	1	1	1	1	1	1	1	100
5556	1	1	1	1	1	1	1	1	1	1	100
5557	1	1	1	1	1	1	1	1	1	1	100
5558	1	1	1	1	1	1	1	1	1	1	100
5559	1	1	1	1	1	1	1	1	1	1	100
5560	1	1	1	1	1	1	1	1	1	1	100
5561	1	1	1	1	1	1	1	1	1	1	100
5562	1	1	1	1	1	1	1	1	1	1	100
5563	1	1	1	1	1	1	1	1	1	1	100
5564	1	1	1	1	1	1	1	1	1	1	100
5565	1	1	1	1	1	1	1	1	1	1	100
5566	1	1	1	1	1	1	1	1	1	1	100
5567	1	1	1	1	1	1	1	1	1	1	100
5568	1	1	1	1	1	1	1	1	1	1	100
5569	1	1	1	1	1	1	1	1	1	1	100
5570	1	1	1	1	1	1	1	1	1	1	100

**USA Bin 1B Radar**



Radars Frequency	DFS Detection Trials (1=Detection, Blank= No Detection)										Detection Rate (%)	Detection Bandwidth (MHz)	Limit (MHz)
	1	2	3	4	5	6	7	8	9	10			
5490	1	1	1	1	1	1	1	1	1	1	100	80	80
5491	1	1	1	1	1	1	1	1	1	1	100		
5492	1	1	1	1	1	1	1	1	1	1	100		
5493	1	1	1	1	1	1	1	1	1	1	100		
5494	1	1	1	1	1	1	1	1	1	1	100		
5495	1	1	1	1	1	1	1	1	1	1	100		
5496	1	1	1	1	1	1	1	1	1	1	100		
5497	1	1	1	1	1	1	1	1	1	1	100		
5498	1	1	1	1	1	1	1	1	1	1	100		
5499	1	1	1	1	1	1	1	1	1	1	100		
5500	1	1	1	1	1	1	1	1	1	1	100		
5501	1	1	1	1	1	1	1	1	1	1	100		
5502	1	1	1	1	1	1	1	1	1	1	100		
5503	1	1	1	1	1	1	1	1	1	1	100		
5504	1	1	1	1	1	1	1	1	1	1	100		
5505	1	1	1	1	1	1	1	1	1	1	100		
5506	1	1	1	1	1	1	1	1	1	1	100		
5507	1	1	1	1	1	1	1	1	1	1	100		
5508	1	1	1	1	1	1	1	1	1	1	100		
5509	1	1	1	1	1	1	1	1	1	1	100		
5510	1	1	1	1	1	1	1	1	1	1	100		
5511	1	1	1	1	1	1	1	1	1	1	100		
5512	1	1	1	1	1	1	1	1	1	1	100		
5513	1	1	1	1	1	1	1	1	1	1	100		
5514	1	1	1	1	1	1	1	1	1	1	100		
5515	1	1	1	1	1	1	1	1	1	1	100		
5516	1	1	1	1	1	1	1	1	1	1	100		
5517	1	1	1	1	1	1	1	1	1	1	100		
5518	1	1	1	1	1	1	1	1	1	1	100		
5519	1	1	1	1	1	1	1	1	1	1	100		
5520	1	1	1	1	1	1	1	1	1	1	100		
5521	1	1	1	1	1	1	1	1	1	1	100		
5522	1	1	1	1	1	1	1	1	1	1	100		
5523	1	1	1	1	1	1	1	1	1	1	100		
5524	1	1	1	1	1	1	1	1	1	1	100		
5525	1	1	1	1	1	1	1	1	1	1	100		
5526	1	1	1	1	1	1	1	1	1	1	100		
5527	1	1	1	1	1	1	1	1	1	1	100		
5528	1	1	1	1	1	1	1	1	1	1	100		
5529	1	1	1	1	1	1	1	1	1	1	100		
5530	1	1	1	1	1	1	1	1	1	1	100		
5531	1	1	1	1	1	1	1	1	1	1	100		





5532	1	1	1	1	1	1	1	1	1	1	100
5533	1	1	1	1	1	1	1	1	1	1	100
5534	1	1	1	1	1	1	1	1	1	1	100
5535	1	1	1	1	1	1	1	1	1	1	100
5536	1	1	1	1	1	1	1	1	1	1	100
5537	1	1	1	1	1	1	1	1	1	1	100
5538	1	1	1	1	1	1	1	1	1	1	100
5539	1	1	1	1	1	1	1	1	1	1	100
5540	1	1	1	1	1	1	1	1	1	1	100
5541	1	1	1	1	1	1	1	1	1	1	100
5542	1	1	1	1	1	1	1	1	1	1	100
5543	1	1	1	1	1	1	1	1	1	1	100
5544	1	1	1	1	1	1	1	1	1	1	100
5545	1	1	1	1	1	1	1	1	1	1	100
5546	1	1	1	1	1	1	1	1	1	1	100
5547	1	1	1	1	1	1	1	1	1	1	100
5548	1	1	1	1	1	1	1	1	1	1	100
5549	1	1	1	1	1	1	1	1	1	1	100
5550	1	1	1	1	1	1	1	1	1	1	100
5551	1	1	1	1	1	1	1	1	1	1	100
5552	1	1	1	1	1	1	1	1	1	1	100
5553	1	1	1	1	1	1	1	1	1	1	100
5554	1	1	1	1	1	1	1	1	1	1	100
5555	1	1	1	1	1	1	1	1	1	1	100
5556	1	1	1	1	1	1	1	1	1	1	100
5557	1	1	1	1	1	1	1	1	1	1	100
5558	1	1	1	1	1	1	1	1	1	1	100
5559	1	1	1	1	1	1	1	1	1	1	100
5560	1	1	1	1	1	1	1	1	1	1	100
5561	1	1	1	1	1	1	1	1	1	1	100
5562	1	1	1	1	1	1	1	1	1	1	100
5563	1	1	1	1	1	1	1	1	1	1	100
5564	1	1	1	1	1	1	1	1	1	1	100
5565	1	1	1	1	1	1	1	1	1	1	100
5566	1	1	1	1	1	1	1	1	1	1	100
5567	1	1	1	1	1	1	1	1	1	1	100
5568	1	1	1	1	1	1	1	1	1	1	100
5569	1	1	1	1	1	1	1	1	1	1	100
5570	1	1	1	1	1	1	1	1	1	1	100

**USA Bin 2 Radar**



Radars Frequency	DFS Detection Trials (1=Detection, Blank= No Detection)										Detection Rate (%)	Detection Bandwidth (MHz)	Limit (MHz)
	1	2	3	4	5	6	7	8	9	10			
5490	1	1	1	1	1	1	1	1	1	1	100	80	80
5491	1	1	1	1	1	1	1	1	1	1	100		
5492	1	1	1	1	1	1	1	1	1	1	100		
5493	1	1	1	1	1	1	1	1	1	1	100		
5494	1	1	1	1	1	1	1	1	1	1	100		
5495	1	1	1	1	1	1	1	1	1	1	100		
5496	1	1	1	1	1	1	1	1	1	1	100		
5497	1	1	1	1	1	1	1	1	1	1	100		
5498	1	1	1	1	1	1	1	1	1	1	100		
5499	1	1	1	1	1	1	1	1	1	1	100		
5500	1	1	1	1	1	1	1	1	1	1	100		
5501	1	1	1	1	1	1	1	1	1	1	100		
5502	1	1	1	1	1	1	1	1	1	1	100		
5503	1	1	1	1	1	1	1	1	1	1	100		
5504	1	1	1	1	1	1	1	1	1	1	100		
5505	1	1	1	1	1	1	1	1	1	1	100		
5506	1	1	1	1	1	1	1	1	1	1	100		
5507	1	1	1	1	1	1	1	1	1	1	100		
5508	1	1	1	1	1	1	1	1	1	1	100		
5509	1	1	1	1	1	1	1	1	1	1	100		
5510	1	1	1	1	1	1	1	1	1	1	100		
5511	1	1	1	1	1	1	1	1	1	1	100		
5512	1	1	1	1	1	1	1	1	1	1	100		
5513	1	1	1	1	1	1	1	1	1	1	100		
5514	1	1	1	1	1	1	1	1	1	1	100		
5515	1	1	1	1	1	1	1	1	1	1	100		
5516	1	1	1	1	1	1	1	1	1	1	100		
5517	1	1	1	1	1	1	1	1	1	1	100		
5518	1	1	1	1	1	1	1	1	1	1	100		
5519	1	1	1	1	1	1	1	1	1	1	100		
5520	1	1	1	1	1	1	1	1	1	1	100		
5521	1	1	1	1	1	1	1	1	1	1	100		
5522	1	1	1	1	1	1	1	1	1	1	100		
5523	1	1	1	1	1	1	1	1	1	1	100		
5524	1	1	1	1	1	1	1	1	1	1	100		
5525	1	1	1	1	1	1	1	1	1	1	100		
5526	1	1	1	1	1	1	1	1	1	1	100		
5527	1	1	1	1	1	1	1	1	1	1	100		
5528	1	1	1	1	1	1	1	1	1	1	100		
5529	1	1	1	1	1	1	1	1	1	1	100		
5530	1	1	1	1	1	1	1	1	1	1	100		
5531	1	1	1	1	1	1	1	1	1	1	100		



5532	1	1	1	1	1	1	1	1	1	1	100
5533	1	1	1	1	1	1	1	1	1	1	100
5534	1	1	1	1	1	1	1	1	1	1	100
5535	1	1	1	1	1	1	1	1	1	1	100
5536	1	1	1	1	1	1	1	1	1	1	100
5537	1	1	1	1	1	1	1	1	1	1	100
5538	1	1	1	1	1	1	1	1	1	1	100
5539	1	1	1	1	1	1	1	1	1	1	100
5540	1	1	1	1	1	1	1	1	1	1	100
5541	1	1	1	1	1	1	1	1	1	1	100
5542	1	1	1	1	1	1	1	1	1	1	100
5543	1	1	1	1	1	1	1	1	1	1	100
5544	1	1	1	1	1	1	1	1	1	1	100
5545	1	1	1	1	1	1	1	1	1	1	100
5546	1	1	1	1	1	1	1	1	1	1	100
5547	1	1	1	1	1	1	1	1	1	1	100
5548	1	1	1	1	1	1	1	1	1	1	100
5549	1	1	1	1	1	1	1	1	1	1	100
5550	1	1	1	1	1	1	1	1	1	1	100
5551	1	1	1	1	1	1	1	1	1	1	100
5552	1	1	1	1	1	1	1	1	1	1	100
5553	1	1	1	1	1	1	1	1	1	1	100
5554	1	1	1	1	1	1	1	1	1	1	100
5555	1	1	1	1	1	1	1	1	1	1	100
5556	1	1	1	1	1	1	1	1	1	1	100
5557	1	1	1	1	1	1	1	1	1	1	100
5558	1	1	1	1	1	1	1	1	1	1	100
5559	1	1	1	1	1	1	1	1	1	1	100
5560	1	1	1	1	1	1	1	1	1	1	100
5561	1	1	1	1	1	1	1	1	1	1	100
5562	1	1	1	1	1	1	1	1	1	1	100
5563	1	1	1	1	1	1	1	1	1	1	100
5564	1	1	1	1	1	1	1	1	1	1	100
5565	1	1	1	1	1	1	1	1	1	1	100
5566	1	1	1	1	1	1	1	1	1	1	100
5567	1	1	1	1	1	1	1	1	1	1	100
5568	1	1	1	1	1	1	1	1	1	1	100
5569	1	1	1	1	1	1	1	1	1	1	100
5570	1	1	1	1	1	1	1	1	1	1	100

**USA Bin 3 Radar**



Radar Frequency	DFS Detection Trials (1=Detection, Blank= No Detection)										Detection Rate (%)	Detection Bandwidth (MHz)	Limit (MHz)
	1	2	3	4	5	6	7	8	9	10			
5490	1	1	1	1	1	1	1	1	1	1	100	80	80
5491	1	1	1	1	1	1	1	1	1	1	100		
5492	1	1	1	1	1	1	1	1	1	1	100		
5493	1	1	1	1	1	1	1	1	1	1	100		
5494	1	1	1	1	1	1	1	1	1	1	100		
5495	1	1	1	1	1	1	1	1	1	1	100		
5496	1	1	1	1	1	1	1	1	1	1	100		
5497	1	1	1	1	1	1	1	1	1	1	100		
5498	1	1	1	1	1	1	1	1	1	1	100		
5499	1	1	1	1	1	1	1	1	1	1	100		
5500	1	1	1	1	1	1	1	1	1	1	100		
5501	1	1	1	1	1	1	1	1	1	1	100		
5502	1	1	1	1	1	1	1	1	1	1	100		
5503	1	1	1	1	1	1	1	1	1	1	100		
5504	1	1	1	1	1	1	1	1	1	1	100		
5505	1	1	1	1	1	1	1	1	1	1	100		
5506	1	1	1	1	1	1	1	1	1	1	100		
5507	1	1	1	1	1	1	1	1	1	1	100		
5508	1	1	1	1	1	1	1	1	1	1	100		
5509	1	1	1	1	1	1	1	1	1	1	100		
5510	1	1	1	1	1	1	1	1	1	1	100		
5511	1	1	1	1	1	1	1	1	1	1	100		
5512	1	1	1	1	1	1	1	1	1	1	100		
5513	1	1	1	1	1	1	1	1	1	1	100		
5514	1	1	1	1	1	1	1	1	1	1	100		
5515	1	1	1	1	1	1	1	1	1	1	100		
5516	1	1	1	1	1	1	1	1	1	1	100		
5517	1	1	1	1	1	1	1	1	1	1	100		
5518	1	1	1	1	1	1	1	1	1	1	100		
5519	1	1	1	1	1	1	1	1	1	1	100		
5520	1	1	1	1	1	1	1	1	1	1	100		
5521	1	1	1	1	1	1	1	1	1	1	100		
5522	1	1	1	1	1	1	1	1	1	1	100		
5523	1	1	1	1	1	1	1	1	1	1	100		
5524	1	1	1	1	1	1	1	1	1	1	100		
5525	1	1	1	1	1	1	1	1	1	1	100		
5526	1	1	1	1	1	1	1	1	1	1	100		
5527	1	1	1	1	1	1	1	1	1	1	100		
5528	1	1	1	1	1	1	1	1	1	1	100		
5529	1	1	1	1	1	1	1	1	1	1	100		
5530	1	1	1	1	1	1	1	1	1	1	100		
5531	1	1	1	1	1	1	1	1	1	1	100		



5532	1	1	1	1	1	1	1	1	1	1	100
5533	1	1	1	1	1	1	1	1	1	1	100
5534	1	1	1	1	1	1	1	1	1	1	100
5535	1	1	1	1	1	1	1	1	1	1	100
5536	1	1	1	1	1	1	1	1	1	1	100
5537	1	1	1	1	1	1	1	1	1	1	100
5538	1	1	1	1	1	1	1	1	1	1	100
5539	1	1	1	1	1	1	1	1	1	1	100
5540	1	1	1	1	1	1	1	1	1	1	100
5541	1	1	1	1	1	1	1	1	1	1	100
5542	1	1	1	1	1	1	1	1	1	1	100
5543	1	1	1	1	1	1	1	1	1	1	100
5544	1	1	1	1	1	1	1	1	1	1	100
5545	1	1	1	1	1	1	1	1	1	1	100
5546	1	1	1	1	1	1	1	1	1	1	100
5547	1	1	1	1	1	1	1	1	1	1	100
5548	1	1	1	1	1	1	1	1	1	1	100
5549	1	1	1	1	1	1	1	1	1	1	100
5550	1	1	1	1	1	1	1	1	1	1	100
5551	1	1	1	1	1	1	1	1	1	1	100
5552	1	1	1	1	1	1	1	1	1	1	100
5553	1	1	1	1	1	1	1	1	1	1	100
5554	1	1	1	1	1	1	1	1	1	1	100
5555	1	1	1	1	1	1	1	1	1	1	100
5556	1	1	1	1	1	1	1	1	1	1	100
5557	1	1	1	1	1	1	1	1	1	1	100
5558	1	1	1	1	1	1	1	1	1	1	100
5559	1	1	1	1	1	1	1	1	1	1	100
5560	1	1	1	1	1	1	1	1	1	1	100
5561	1	1	1	1	1	1	1	1	1	1	100
5562	1	1	1	1	1	1	1	1	1	1	100
5563	1	1	1	1	1	1	1	1	1	1	100
5564	1	1	1	1	1	1	1	1	1	1	100
5565	1	1	1	1	1	1	1	1	1	1	100
5566	1	1	1	1	1	1	1	1	1	1	100
5567	1	1	1	1	1	1	1	1	1	1	100
5568	1	1	1	1	1	1	1	1	1	1	100
5569	1	1	1	1	1	1	1	1	1	1	100
5570	1	1	1	1	1	1	1	1	1	1	100

**USA Bin 4 Radar**



Radars Frequency	DFS Detection Trials (1=Detection, Blank= No Detection)										Detection Rate (%)	Detection Bandwidth (MHz)	Limit (MHz)
	1	2	3	4	5	6	7	8	9	10			
5490	0	0	0	0	0	0	0	0	0	0	0	72	64
5491	0	0	0	0	0	0	0	0	0	0	0		
5492	0	0	0	0	0	0	0	0	0	0	0		
5493	0	0	1	0	0	0	0	0	0	0	10		
5494	0	1	1	1	1	1	1	1	1	1	90		
5495	1	1	1	0	1	1	1	1	1	1	90		
5496	1	1	1	1	1	1	1	1	1	1	100		
5497	1	1	1	1	1	1	1	1	1	1	100		
5498	1	1	1	1	1	1	1	1	1	1	100		
5499	1	1	1	1	1	1	1	1	1	1	100		
5500	1	1	1	1	1	1	1	1	1	1	100		
5501	1	1	1	1	1	1	1	1	1	1	100		
5502	1	1	1	1	1	1	1	1	1	1	100		
5503	1	1	1	1	1	1	1	1	1	1	100		
5504	1	1	1	1	1	1	1	1	1	1	100		
5505	1	1	1	1	1	1	1	1	1	1	100		
5506	1	1	1	1	1	1	1	1	1	1	100		
5507	1	1	1	1	1	1	1	1	1	1	100		
5508	1	1	1	1	1	1	1	1	1	1	100		
5509	1	1	1	1	1	1	1	1	1	1	100		
5510	1	1	1	1	1	1	1	1	1	1	100		
5511	1	1	1	1	1	1	1	1	1	1	100		
5512	1	1	1	1	1	1	1	1	1	1	100		
5513	1	1	1	1	1	1	1	1	1	1	100		
5514	1	1	1	1	1	1	1	1	1	1	100		
5515	1	1	1	1	1	1	1	1	1	1	100		
5516	1	1	1	1	1	1	1	1	1	1	100		
5517	1	1	1	1	1	1	1	1	1	1	100		
5518	0	1	1	1	1	1	1	1	1	1	90		
5519	1	1	1	1	1	1	1	1	1	1	100		
5520	1	1	1	1	1	1	1	1	1	1	100		
5521	1	1	1	1	1	1	1	1	1	1	100		
5522	1	1	1	1	1	1	1	1	1	1	100		
5523	1	1	1	1	1	1	1	1	1	1	100		
5524	1	1	1	1	1	1	1	1	1	1	100		
5525	1	1	1	1	1	1	1	1	1	1	100		
5526	1	1	1	1	1	1	1	1	1	1	100		
5527	1	1	1	1	1	1	1	1	1	1	100		
5528	1	1	1	1	1	1	1	1	1	1	100		
5529	1	1	1	1	1	1	1	1	1	1	100		
5530	1	1	1	1	1	1	1	1	1	1	100		
5531	1	1	1	1	1	1	1	1	1	1	100		



5532	1	1	1	1	1	1	1	1	1	1	100
5533	1	1	1	1	1	1	1	1	1	1	100
5534	1	1	1	1	1	1	1	1	1	1	100
5535	0	1	1	1	1	1	1	1	1	1	90
5536	1	1	1	1	1	1	1	1	1	1	100
5537	1	1	1	1	0	1	1	1	1	1	90
5538	1	1	1	1	1	1	1	1	1	1	100
5539	1	1	1	1	1	1	1	1	1	1	100
5540	1	1	1	1	1	1	1	1	1	1	100
5541	1	1	1	1	1	1	1	1	1	1	100
5542	1	1	1	1	1	1	1	1	1	1	100
5543	1	1	1	1	1	1	1	1	1	1	100
5544	1	1	1	1	1	1	1	1	1	1	100
5545	1	1	1	1	1	1	1	1	1	1	100
5546	1	1	1	1	1	1	1	1	1	1	100
5547	1	1	1	1	1	1	1	1	1	1	100
5548	1	1	1	1	1	1	1	1	1	1	100
5549	1	1	1	1	1	1	1	1	1	1	100
5550	1	1	1	1	1	1	1	1	1	1	100
5551	1	1	1	1	1	1	1	1	1	1	100
5552	1	1	1	1	1	1	1	1	1	1	100
5553	1	1	1	1	1	1	1	1	1	1	100
5554	1	1	1	1	1	1	1	1	1	1	100
5555	1	1	1	1	1	1	1	1	1	1	100
5556	1	1	1	1	1	1	1	1	1	1	100
5557	1	1	1	1	1	1	1	1	1	1	100
5558	1	1	1	1	1	1	1	1	1	1	100
5559	1	1	1	1	1	1	1	1	1	1	100
5560	1	1	1	1	1	1	1	1	1	1	100
5561	1	1	1	1	1	1	1	1	1	1	100
5562	1	1	1	1	1	1	1	1	1	1	100
5563	1	1	1	1	1	1	1	1	1	1	100
5564	1	1	1	1	1	1	1	1	1	1	100
5565	1	1	1	1	1	1	1	1	1	1	100
5566	1	1	1	1	1	1	1	1	1	1	100
5567	1	1	1	1	1	1	1	1	1	1	100
5568	1	1	1	1	1	1	1	1	1	1	100
5569	1	1	1	1	1	1	1	1	1	1	100
5570	1	1	1	1	1	1	1	1	1	1	100

**USA Bin 5 Radar**



Radars Frequency	DFS Detection Trials (1=Detection, Blank= No Detection)										Detection Rate (%)	Detection Bandwidth (MHz)	Limit (MHz)
	1	2	3	4	5	6	7	8	9	10			
5490	1	1	1	1	1	1	1	1	1	1	100	80	80
5491	1	1	1	1	1	1	1	1	1	1	100		
5492	1	1	1	1	1	1	1	1	1	1	100		
5493	1	1	1	1	1	1	1	1	1	1	100		
5494	1	1	1	1	1	1	1	1	1	1	100		
5495	1	1	1	1	1	1	1	1	1	1	100		
5496	1	1	1	1	1	1	1	1	1	1	100		
5497	1	1	1	1	1	1	1	1	1	1	100		
5498	1	1	1	1	1	1	1	1	1	1	100		
5499	1	1	1	1	1	1	1	1	1	1	100		
5500	1	1	1	1	1	1	1	1	1	1	100		
5501	1	1	1	1	1	1	1	1	1	1	100		
5502	1	1	1	1	1	1	1	1	1	1	100		
5503	1	1	1	1	1	1	1	1	1	1	100		
5504	1	1	1	1	1	1	1	1	1	1	100		
5505	1	1	1	1	1	1	1	1	1	1	100		
5506	1	1	1	1	1	1	1	1	1	1	100		
5507	1	1	1	1	1	1	1	1	1	1	100		
5508	1	1	1	1	1	1	1	1	1	1	100		
5509	1	1	1	1	1	1	1	1	1	1	100		
5510	1	1	1	1	1	1	1	1	1	1	100		
5511	1	1	1	1	1	1	1	1	1	1	100		
5512	1	1	1	1	1	1	1	1	1	1	100		
5513	1	1	1	1	1	1	1	1	1	1	100		
5514	1	1	1	1	1	1	1	1	1	1	100		
5515	1	1	1	1	1	1	1	1	1	1	100		
5516	1	1	1	1	1	1	1	1	1	1	100		
5517	1	1	1	1	1	1	1	1	1	1	100		
5518	1	1	1	1	1	1	1	1	1	1	100		
5519	1	1	1	1	1	1	1	1	1	1	100		
5520	1	1	1	1	1	1	1	1	1	1	100		
5521	1	1	1	1	1	1	1	1	1	1	100		
5522	1	1	1	1	1	1	1	1	1	1	100		
5523	1	1	1	1	1	1	1	1	1	1	100		
5524	1	1	1	1	1	1	1	1	1	1	100		
5525	1	1	1	1	1	1	1	1	1	1	100		
5526	1	1	1	1	1	1	1	1	1	1	100		
5527	1	1	1	1	1	1	1	1	1	1	100		
5528	1	1	1	1	1	1	1	1	1	1	100		
5529	1	1	1	1	1	1	1	1	1	1	100		
5530	1	1	1	1	1	1	1	1	1	1	100		
5531	1	1	1	1	1	1	1	1	1	1	100		





5532	1	1	1	1	1	1	1	1	1	1	100
5533	1	1	1	1	1	1	1	1	1	1	100
5534	1	1	1	1	1	1	1	1	1	1	100
5535	1	1	1	1	1	1	1	1	1	1	100
5536	1	1	1	1	1	1	1	1	1	1	100
5537	1	1	1	1	1	1	1	1	1	1	100
5538	1	1	1	1	1	1	1	1	1	1	100
5539	1	1	1	1	1	1	1	1	1	1	100
5540	1	1	1	1	1	1	1	1	1	1	100
5541	1	1	1	1	1	1	1	1	1	1	100
5542	1	1	1	1	1	1	1	1	1	1	100
5543	1	1	1	1	1	1	1	1	1	1	100
5544	1	1	1	1	1	1	1	1	1	1	100
5545	1	1	1	1	1	1	1	1	1	1	100
5546	1	1	1	1	1	1	1	1	1	1	100
5547	1	1	1	1	1	1	1	1	1	1	100
5548	1	1	1	1	1	1	1	1	1	1	100
5549	1	1	1	1	1	1	1	1	1	1	100
5550	1	1	1	1	1	1	1	1	1	1	100
5551	1	1	1	1	1	1	1	1	1	1	100
5552	1	1	1	1	1	1	1	1	1	1	100
5553	1	1	1	1	1	1	1	1	1	1	100
5554	1	1	1	1	1	1	1	1	1	1	100
5555	1	1	1	1	1	1	1	1	1	1	100
5556	1	1	1	1	1	1	1	1	1	1	100
5557	1	1	1	1	1	1	1	1	1	1	100
5558	1	1	1	1	1	1	1	1	1	1	100
5559	1	1	1	1	1	1	1	1	1	1	100
5560	1	1	1	1	1	1	1	1	1	1	100
5561	1	1	1	1	1	1	1	1	1	1	100
5562	1	1	1	1	1	1	1	1	1	1	100
5563	1	1	1	1	1	1	1	1	1	1	100
5564	1	1	1	1	1	1	1	1	1	1	100
5565	1	1	1	1	1	1	1	1	1	1	100
5566	1	1	1	1	1	1	1	1	1	1	100
5567	1	1	1	1	1	1	1	1	1	1	100
5568	1	1	1	1	1	1	1	1	1	1	100
5569	1	1	1	1	1	1	1	1	1	1	100
5570	1	1	1	1	1	1	1	1	1	1	100

**USA Frequency Hopping Radar**



**4. Initial Channel Availability Check Time**

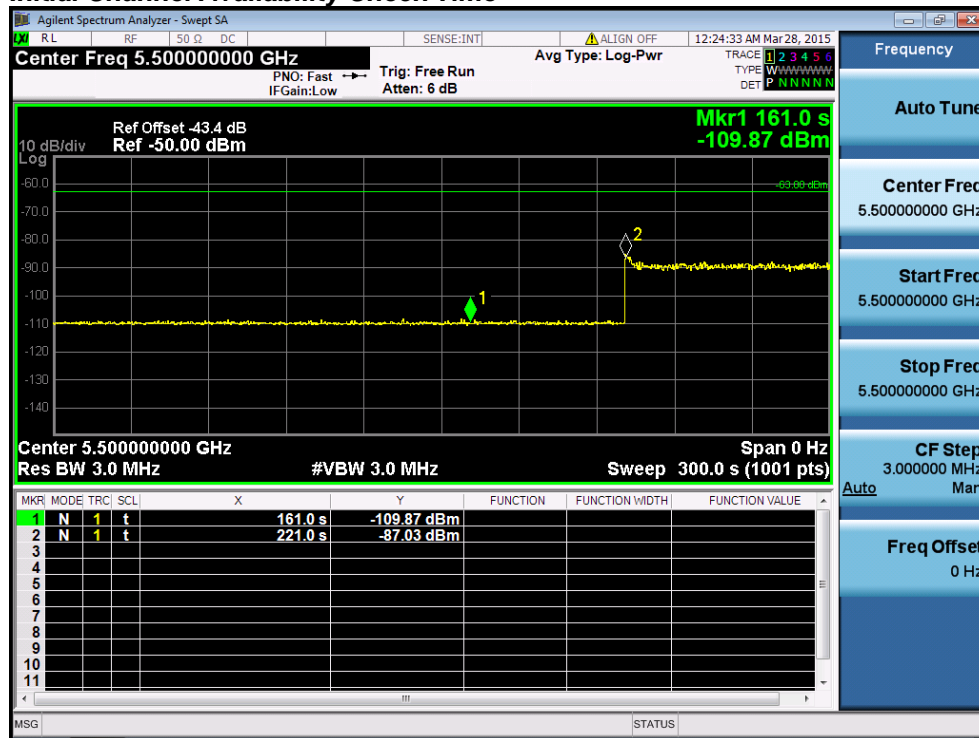
The tests that the UUT does not emit beacon, control, or data signals on the test Channel until the power-up sequence has been completed and the U-NII device checks for Radar Waveforms for one minute on the test Channel. This test does not use any Radar Waveforms.

The U-NII device is powered on and instructed to operate at 5500 MHz. At the same time the UUT is powered on, the spectrum analyzer is set to zero span mode with a 3 MHz resolution bandwidth at 5500MHz with a 2.5 minute sweep time. The analyzer's sweep will be started the same time power is applied to the U-NII device.

The UUT should not transmit any beacon or data transmissions until at least 1 minute after the completion of the power-on cycle.

The initial power up time of the UUT is indicated by marker 1 in the plot. Initial beacons/data transmissions are indicated by marker 1R.

**Initial Channel Availability Check Time**





**5. Radar Burst at the Beginning of the Channel Availability Check Time**

The steps below define the procedure to verify successful radar detection on the selected Channel during a period equal to the Channel Availability Check Time and avoidance of operation on that Channel when a radar Burst with a level equal to the DFS Detection Threshold + 1 dB (-63dBm) occurs at the beginning of the Channel Availability Check Time.

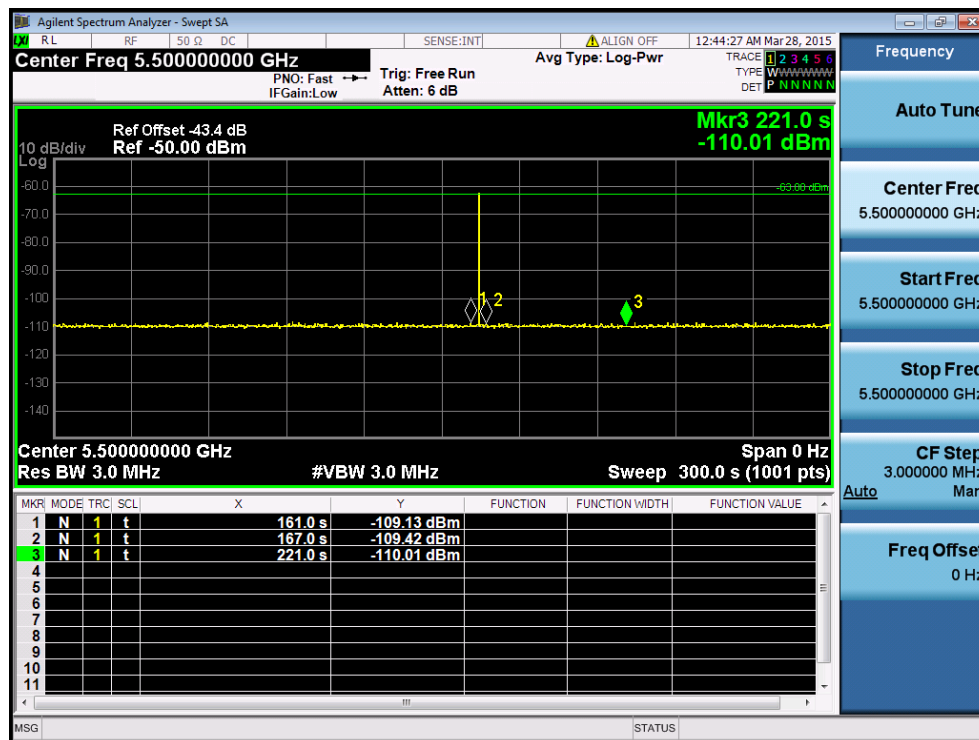
The UUT is powered on at  $T_0$ .  $T_1$  denotes the instant when the UUT has completed its power-up sequence. The Channel Availability Check Time commences at instant  $T_1$  and will end no sooner than  $T_1 + 60$  seconds.

A single Burst of short pulse of radar type 1 at -63 dBm will commence within a 6 second window starting at  $T_1$ .

Visual indication on the UUT of successful detection of the radar Burst will be recorded and reported. Observation of emissions at 5500MHz will continue for 2.5 minutes after the radar Burst has been generated.

Verify that during the 2.5 minute measurement window no UUT transmissions occurred at 5500MHz.

**Radar Burst at the Beginning of the Channel Availability Check Time**





**6. Radar Burst at the End of the Channel Availability Check Time**

The steps below define the procedure to verify successful radar detection on the selected Channel during a period equal to the Channel Availability Check Time and avoidance of operation on that Channel when a radar Burst with a level equal to the DFS Detection Threshold + 1 dB (-63dBm) occurs at the end of the Channel Availability Check Time.

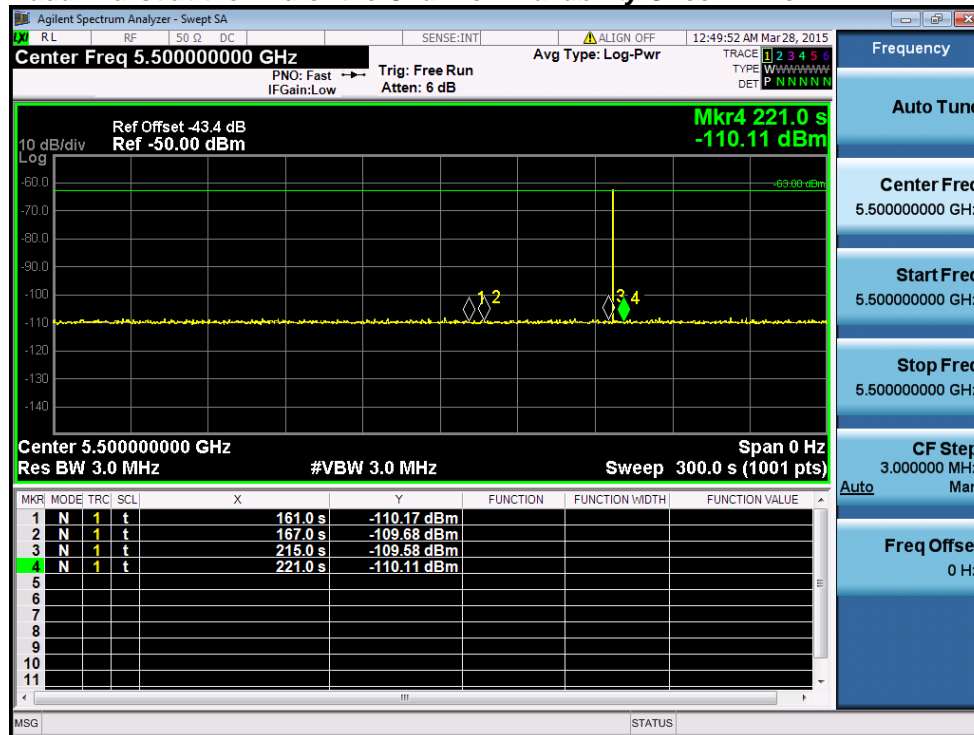
The UUT is powered on at  $T_0$ .  $T_1$  denotes the instant when the UUT has completed its power-up sequence. The Channel Availability Check Time commences at instant  $T_1$  and will end no sooner than  $T_1 + 60$  seconds.

A single Burst of short pulse of radar type 1 at -63 dBm will commence within a 6 second window starting at  $T_1 + 54$  seconds.

Visual indication on the UUT of successful detection of the radar Burst will be recorded and reported. Observation of emissions at 5500MHz will continue for 2.5 minutes after the radar Burst has been generated.

Verify that during the 2.5 minute measurement window no UUT transmissions occurred at 5500MHz.

**Radar Burst at the End of the Channel Availability Check Time**



**7. In-Service Monitoring for Channel Move Time, Channel Closing Transmission Time and Non-Occupancy Period**

These tests define how the following DFS parameters are verified during In-Service Monitoring; Channel Closing Transmission Time, Channel Move Time, and Non-Occupancy Period.

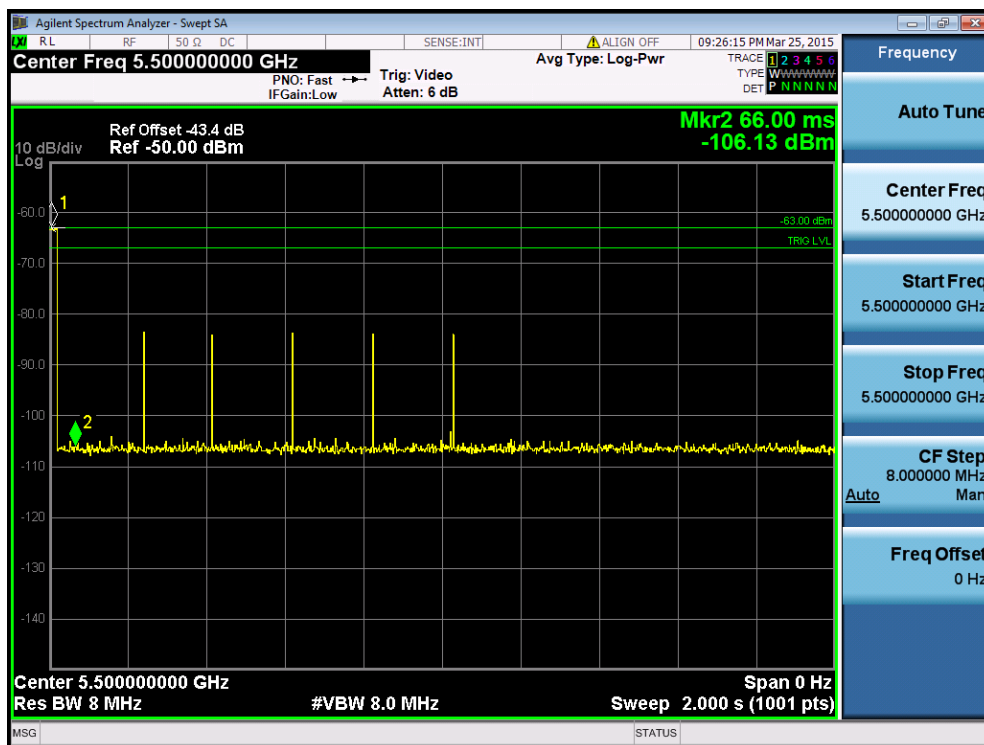
The steps below define the procedure to determine the above mentioned parameters when a radar Burst with a level equal to the DFS Detection Threshold + 1 dB (-63dBm) is generated on the Operating Channel of the U-NII device.

A U-NII device operating as a Client Device will associate with the UUT (Master) at 5500 MHz. Stream the MPEG test file from the Master Device to the Client Device on the selected Channel for the entire period of the test.

At time  $T_0$  the Radar Waveform generator sends a Burst of pulses for each of the radar types at -63dBm.

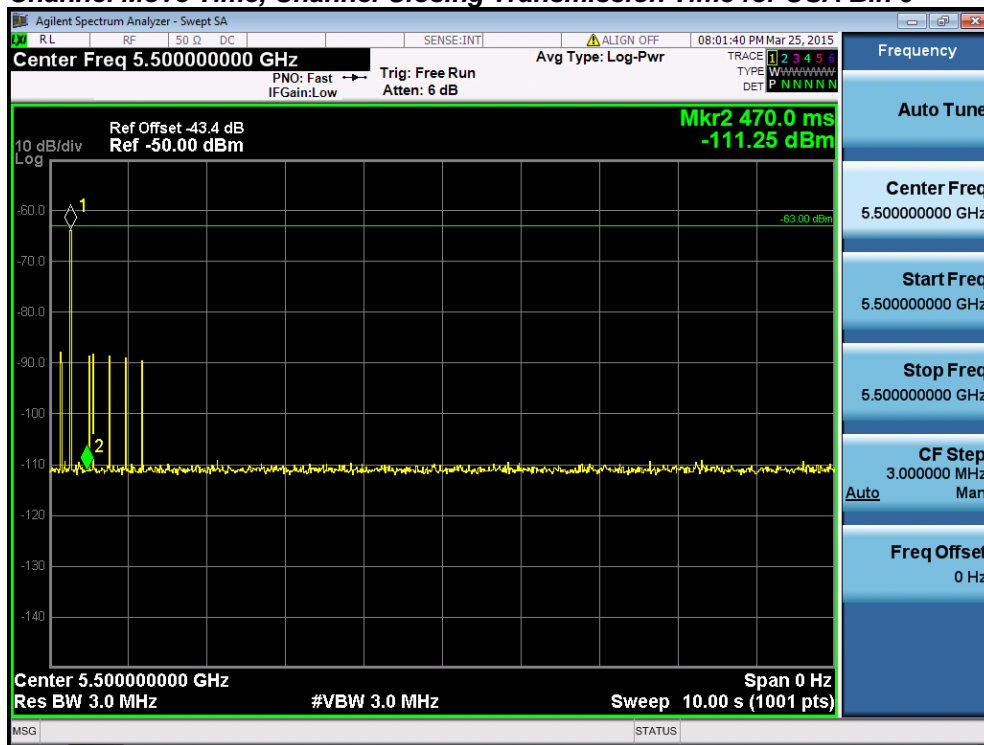
Observe the transmissions of the UUT at the end of the radar Burst on the Operating Channel for duration greater than 10 seconds. Measure and record the transmissions from the UUT during the observation time (Channel Move Time). Compare the Channel Move Time and Channel Closing Transmission Time results to the limits defined in the *DFS Response requirement values table*.

**The following plot demonstrates a channel close time of 50ms, with an aggregate of no more than 60 ms. Type 1 radar was used for this data.**

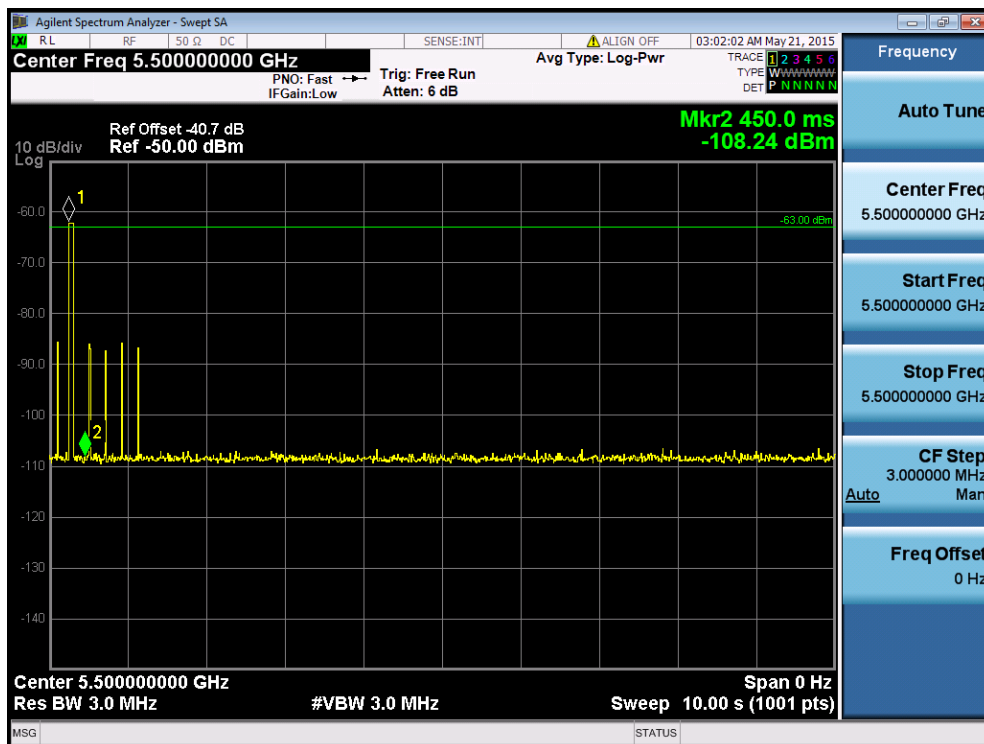




**Channel Move Time, Channel Closing Transmission Time for USA Bin 0**

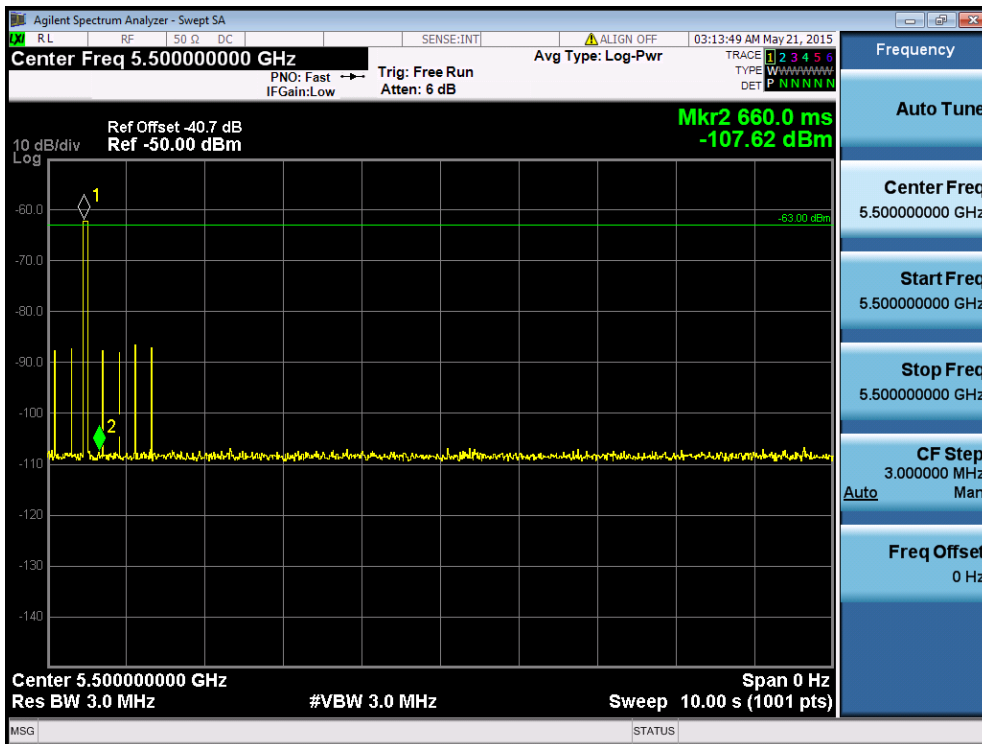


**Channel Move Time, Channel Closing Transmission Time for USA Bin 1A**

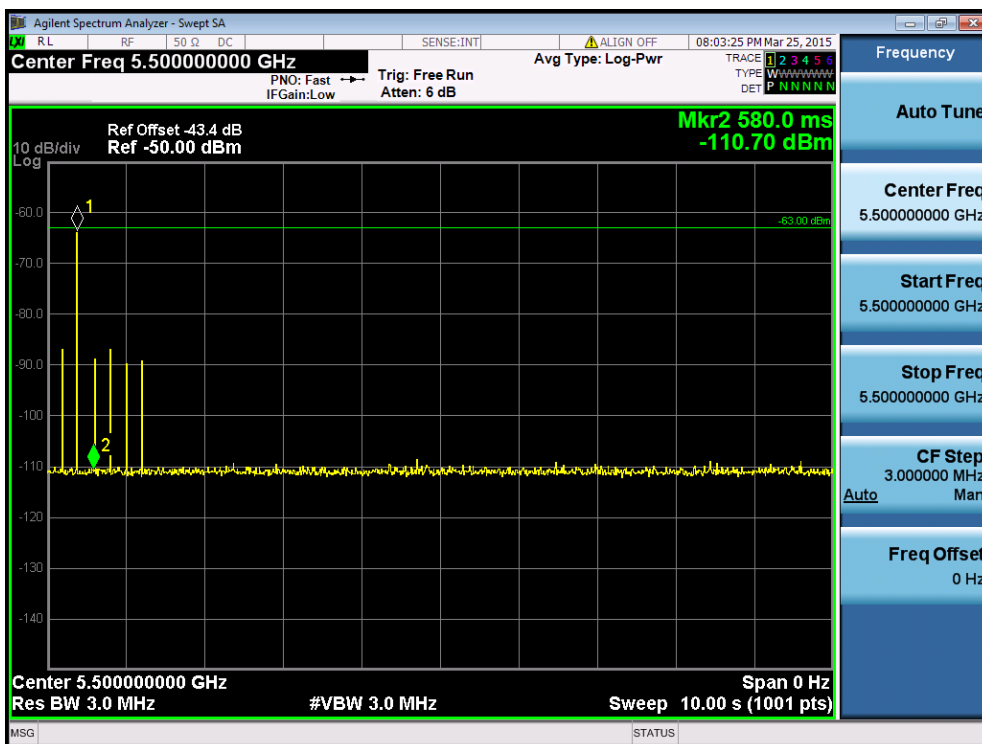




**Channel Move Time, Channel Closing Transmission Time for USA Bin 1B**

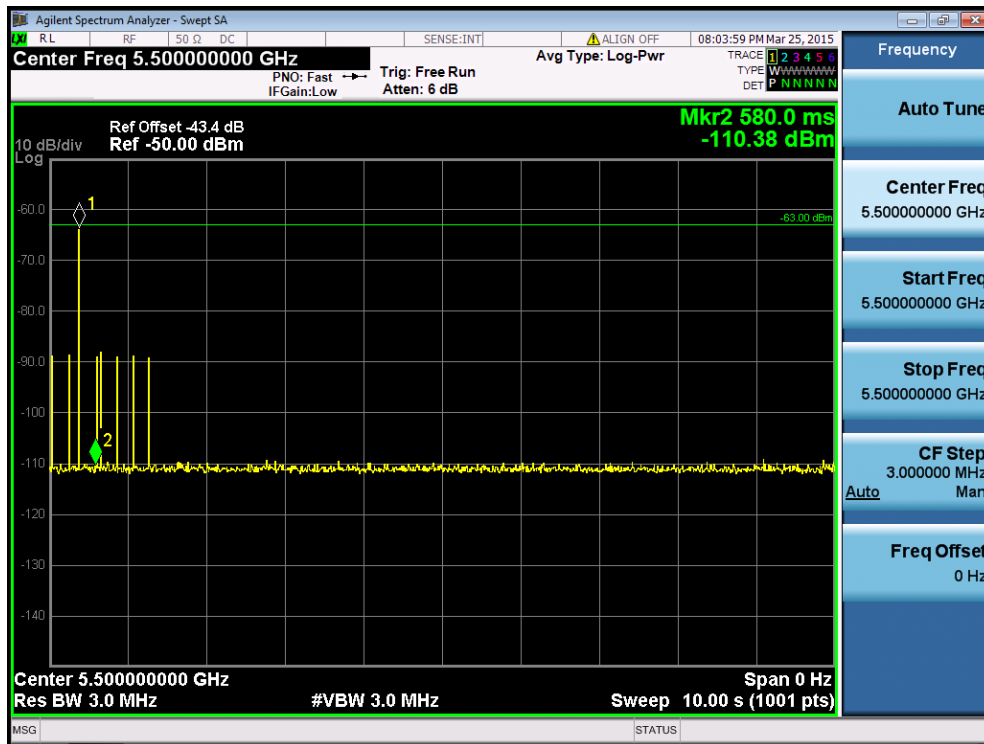


**Channel Move Time, Channel Closing Transmission Time for USA Bin 2**

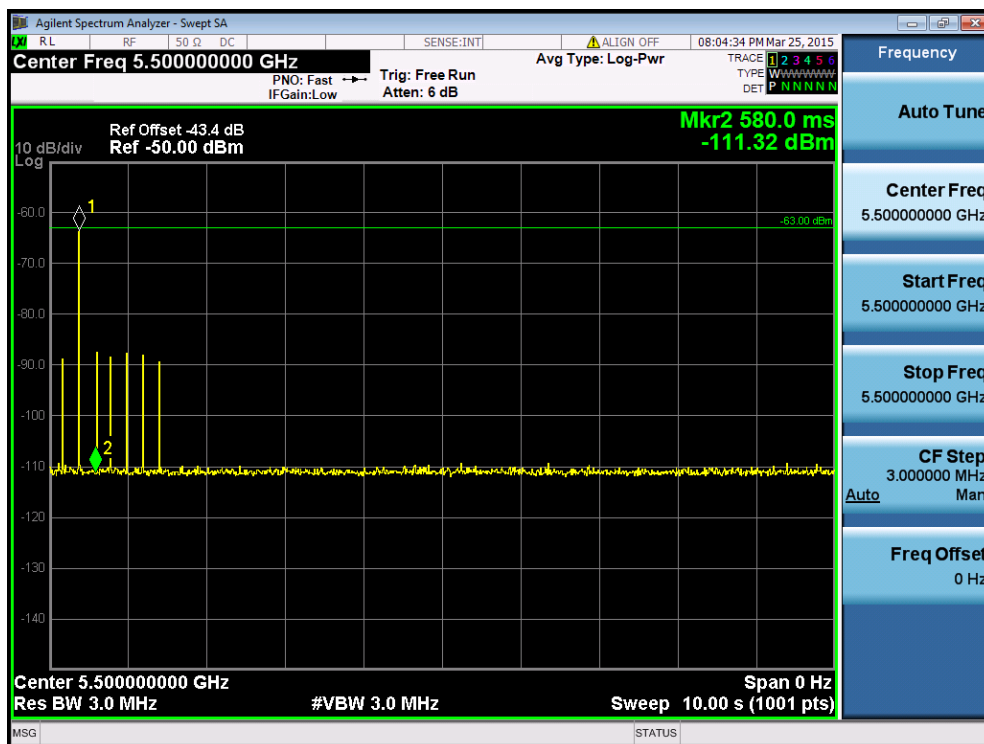




**Channel Move Time, Channel Closing Transmission Time for USA Bin 3**



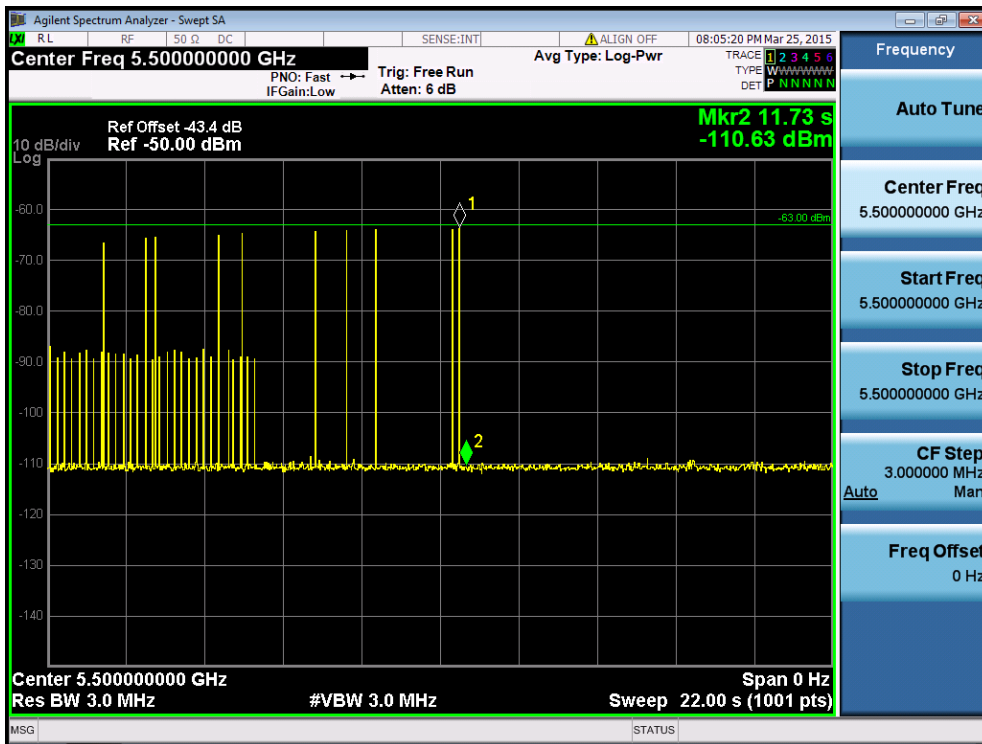
**Channel Move Time, Channel Closing Transmission Time for USA Bin 4**



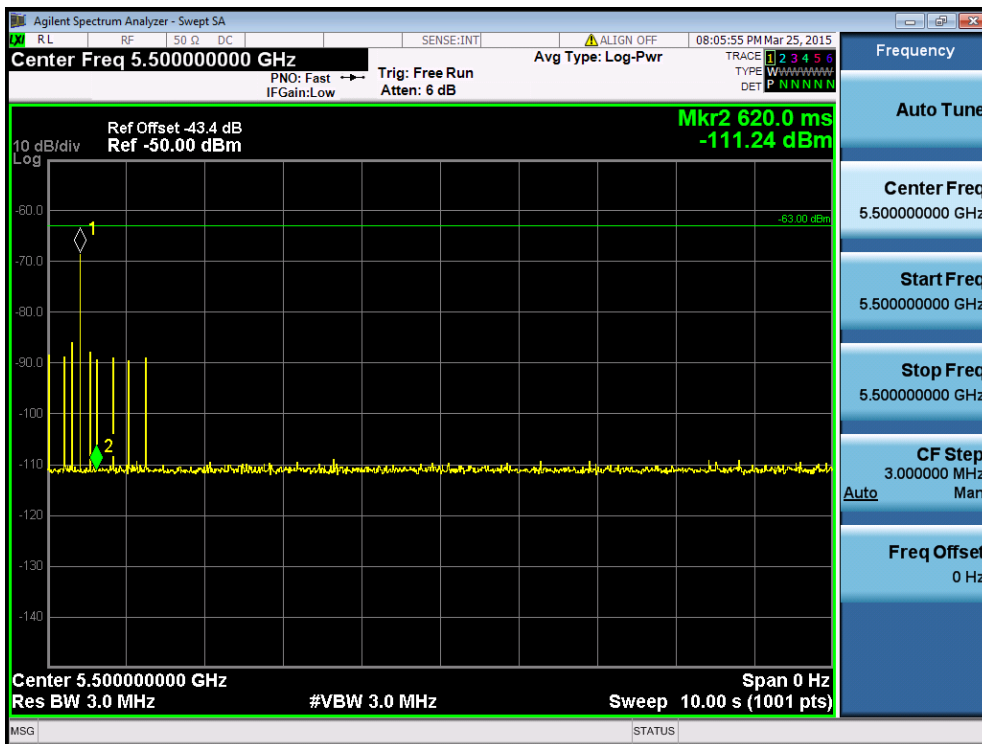




**Channel Move Time, Channel Closing Transmission Time for USA Bin 5**



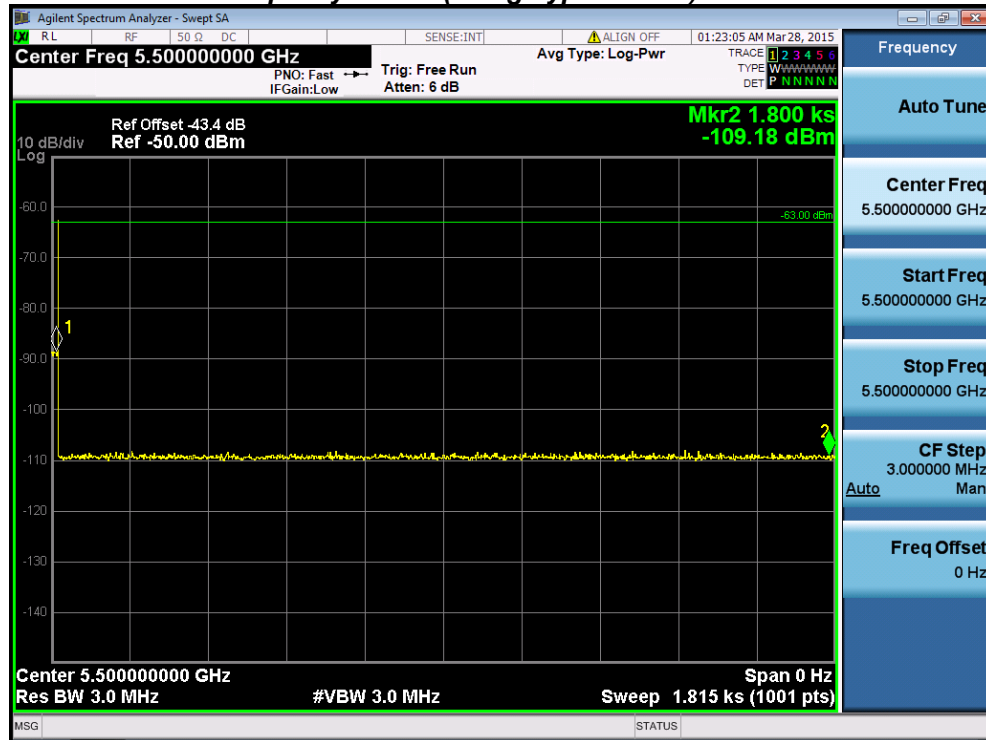
**Channel Move Time, Channel Closing Transmission Time for USA Frequency Hopping**





Measure the UUT for more than 30 minutes following the channel close/move time to verify that the UUT does not resume any transmissions on this Channel.

**30 Minute Non-Occupancy Period (using Type 1 radar)**



## 8. **Statistical Performance Check**

The steps below define the procedure to determine the minimum percentage of detection when a radar burst with a level equal to the DFS Detection Threshold + 1dB (-63dBm) is generated on the Operating Channel of the U-NII device.

A U-NII device operating as a Client Device will associate with the UUT (Master) at 5500 MHz. Stream the MPEG test file from the Master Device to the Client Device on the selected Channel for the entire period of the test.

The Radar Waveform generator sends the individual waveform for each of the radar types 1-6 at -63dbm. Statistical data will be gathered to determine the ability of the device to detect the radar test waveforms. The device can utilize a test mode to demonstrate when detection occurs to prevent the need to reset the device between trial runs. The percentage of successful detection is calculated by:

$$\frac{\textit{TotalWaveformDetections}}{\textit{TotalWaveformTrials}} \times 100 = \textit{Probability of Detection Radar Waveform}$$

The Minimum number of trails, minimum percentage of successful detection and the average minimum percentage of successful detection are found in the *Radar Test Waveforms* section. The data represents the worst case detection for 20 MHz and 40 MHz and 80 MHz signal bandwidths.



**USA Bin 1A/1B Radar Statistical Performance**

Trial #	Pulses	PW	PRI	1=Detection 0=No Detection	Detection Percentage	Limit
1	86	1	618	1	90.0%	60.0%
2	83	1	638	1		
3	102	1	518	1		
4	68	1	778	1		
5	78	1	678	1		
6	70	1	758	1		
7	81	1	658	1		
8	61	1	878	1		
9	86	1	618	1		
10	65	1	818	1		
11	70	1	758	1		
12	89	1	598	1		
13	92	1	578	1		
14	57	1	938	0		
15	57	1	938	0		
16	20	1	2713	1		
17	69	1	770	1		
18	70	1	756	1		
19	20	1	2644	1		
20	20	1	2668	1		
21	20	1	2765	1		
22	95	1	560	1		
23	50	1	1059	1		
24	54	1	986	1		
25	39	1	1356	1		
26	24	1	2239	1		
27	29	1	1884	1		
28	25	1	2126	1		
29	87	1	610	0		
30	34	1	1574	1		



**USA Bin 2 Radar Statistical Performance**

Trial #	Pulses	PW	PRI	1=Detection 0=No Detection	Detection Percentage	Limit
1	28	1.2	159	1	86.7%	60.0%
2	25	4.1	154	0		
3	25	3.1	206	1		
4	24	4.5	221	1		
5	29	4.7	198	1		
6	28	2.5	178	1		
7	25	2.4	195	1		
8	26	2.7	200	1		
9	29	4.1	171	1		
10	28	2.9	193	1		
11	27	1.4	179	1		
12	28	2.0	217	1		
13	24	1.7	218	1		
14	29	1.3	159	1		
15	23	4.7	155	0		
16	27	4.7	202	1		
17	24	4.4	164	1		
18	27	3.0	167	1		
19	24	3.9	167	1		
20	27	3.4	164	1		
21	24	2.3	226	1		
22	28	5.0	214	1		
23	28	3.9	203	1		
24	29	2.4	188	1		
25	25	5.0	201	1		
26	29	3.7	185	1		
27	28	3.9	218	1		
28	28	2.4	168	0		
29	27	2.7	215	1		
30	29	1.9	225	0		



**USA Bin 3 Radar Statistical Performance**

Trial #	Pulses	PW	PRI	1=Detection 0=No Detection	Detection Percentage	Limit
1	16	6.5	311	1	83.3%	60.0%
2	18	9.1	487	1		
3	18	6.8	356	1		
4	18	6.6	326	1		
5	18	8.1	258	1		
6	16	8.4	208	0		
7	18	8.6	395	1		
8	16	7.1	244	1		
9	17	8.7	454	1		
10	18	8.3	419	1		
11	16	9.9	385	1		
12	17	6.4	403	1		
13	16	6.6	202	0		
14	17	9.3	389	1		
15	18	6.0	418	0		
16	18	6.1	216	1		
17	18	6.1	340	0		
18	17	9.8	249	0		
19	16	9.6	425	1		
20	17	7.7	336	1		
21	17	7.5	309	1		
22	17	9.6	478	1		
23	17	9.3	229	1		
24	16	6.8	350	1		
25	17	9.6	282	1		
26	17	6.3	254	1		
27	17	6.0	206	1		
28	16	9.3	220	1		
29	16	8.3	294	1		
30	16	9.7	500	1		

**USA Bin 4 Radar Statistical Performance**

Trial #	Pulses	PW	PRI	1=Detection 0=No Detection	Detection Percentage	Limit
1	13	15.7	299	1	83.3%	60.0%
2	14	18.7	268	1		
3	13	19.3	278	1		
4	14	14.7	393	0		
5	12	13.5	303	0		
6	14	15.0	456	0		
7	15	18.4	272	1		
8	13	15.2	381	1		
9	15	16.2	373	1		
10	14	14.6	394	1		
11	16	12.7	292	1		
12	16	12.4	262	1		
13	13	15.0	261	1		
14	16	16.3	346	1		
15	14	14.2	385	1		
16	13	11.4	217	1		
17	16	18.9	419	1		
18	16	15.2	334	1		
19	13	16.8	250	1		
20	14	15.1	292	1		
21	14	11.4	458	1		
22	14	15.9	331	1		
23	13	17.0	424	1		
24	13	14.7	394	0		
25	15	18.4	349	1		
26	12	15.2	392	1		
27	16	14.2	297	1		
28	15	13.0	341	1		
29	12	19.9	243	0		
30	15	15.5	265	1		

In addition an average minimum percentage of successful detection across all four Short pulse radar test waveforms is required and is calculated as follows:

$$\frac{P_d 1 + P_d 2 + P_d 3 + P_d 4}{4} = (90.0\% + 86.7\% + 83.3\% + 83.3\%) / 4 = 85.8\% (>80\%)$$

\*See the Bin5 Radar Characteristics at the end of this report.

**USA Bin 5 Radar Statistical Performance**

<b>Trial #</b>	<b>Name</b>	<b>1=Detection 0=No Detection</b>	<b>Detection Percentage</b>	<b>Limit</b>
1	USA Bin 5 Radar Test 1	1	100.0%	80.0%
2	USA Bin 5 Radar Test 2	1		
3	USA Bin 5 Radar Test 3	1		
4	USA Bin 5 Radar Test 4	1		
5	USA Bin 5 Radar Test 5	1		
6	USA Bin 5 Radar Test 6	1		
7	USA Bin 5 Radar Test 7	1		
8	USA Bin 5 Radar Test 8	1		
9	USA Bin 5 Radar Test 9	1		
10	USA Bin 5 Radar Test 10	1		
11	USA Bin 5 Radar Test 11	1		
12	USA Bin 5 Radar Test 12	1		
13	USA Bin 5 Radar Test 13	1		
14	USA Bin 5 Radar Test 14	1		
15	USA Bin 5 Radar Test 15	1		
16	USA Bin 5 Radar Test 16	1		
17	USA Bin 5 Radar Test 17	1		
18	USA Bin 5 Radar Test 18	1		
19	USA Bin 5 Radar Test 19	1		
20	USA Bin 5 Radar Test 20	1		
21	USA Bin 5 Radar Test 21	1		
22	USA Bin 5 Radar Test 22	1		
23	USA Bin 5 Radar Test 23	1		
24	USA Bin 5 Radar Test 24	1		
25	USA Bin 5 Radar Test 25	1		
26	USA Bin 5 Radar Test 26	1		
27	USA Bin 5 Radar Test 27	1		
28	USA Bin 5 Radar Test 28	1		
29	USA Bin 5 Radar Test 29	1		
30	USA Bin 5 Radar Test 30	1		





\*See the Bin6 Radar Characteristics at the end of this report.

**USA Frequency Hopping Radar Statistical Performance**

Trial #	Name	1=Detection 0=No Detection	Detection Percentage	Limit
1	USA Bin 6 Radar Test 1	1	90.0%	70.0%
2	USA Bin 6 Radar Test 2	1		
3	USA Bin 6 Radar Test 3	1		
4	USA Bin 6 Radar Test 4	1		
5	USA Bin 6 Radar Test 5	0		
6	USA Bin 6 Radar Test 6	1		
7	USA Bin 6 Radar Test 7	1		
8	USA Bin 6 Radar Test 8	1		
9	USA Bin 6 Radar Test 9	1		
10	USA Bin 6 Radar Test 10	1		
11	USA Bin 6 Radar Test 11	1		
12	USA Bin 6 Radar Test 12	1		
13	USA Bin 6 Radar Test 13	1		
14	USA Bin 6 Radar Test 14	1		
15	USA Bin 6 Radar Test 15	1		
16	USA Bin 6 Radar Test 16	0		
17	USA Bin 6 Radar Test 17	1		
18	USA Bin 6 Radar Test 18	1		
19	USA Bin 6 Radar Test 19	0		
20	USA Bin 6 Radar Test 20	1		
21	USA Bin 6 Radar Test 21	1		
22	USA Bin 6 Radar Test 22	1		
23	USA Bin 6 Radar Test 23	1		
24	USA Bin 6 Radar Test 24	1		
25	USA Bin 6 Radar Test 25	1		
26	USA Bin 6 Radar Test 26	1		
27	USA Bin 6 Radar Test 27	1		
28	USA Bin 6 Radar Test 28	1		
29	USA Bin 6 Radar Test 29	1		
30	USA Bin 6 Radar Test 30	1		



## USA Bin 5 Trial #1

Burst #	Pulses	Chirp (MHz)	PW (uS)	Inter-pulse spacing (uS)	Inter-pulse spacing (uS)	Pulse Start (S)
1	1	6	100			0.48328
2	2	6	60	1202		2.195891
3	3	16	50	1461	1567	3.003756
4	3	19	80	1897	1872	3.714189
5	3	10	90	1818	1660	5.304708
6	3	19	60	1108	1739	6.741153
7	1	17	90			7.515569
8	2	16	75	1017		9.506809
9	3	19	100	1457	1867	10.330975
10	2	17	50	1434		10.841441

## USA Bin 5 Trial #2

Burst #	Pulses	Chirp (MHz)	PW (uS)	Inter-pulse spacing (uS)	Inter-pulse spacing (uS)	Pulse Start (S)
1	3	7	95	1829	1945	0.327775
2	1	16	50			0.772339
3	2	9	65	1959		1.665743
4	3	16	85	1241	1278	2.59599
5	1	12	60			3.144526
6	2	9	70	1431		4.120765
7	3	5	70	1309	1651	5.013581
8	3	5	90	1128	1510	5.969678
9	3	10	55	1808	1247	6.512541
10	2	15	90	1168		6.817853
11	3	13	100	1084	1192	8.120062
12	3	14	85	1174	1379	8.993088
13	1	10	95			9.675378
14	3	16	100	1409	1851	10.317177
15	1	11	85			11.182779
16	1	10	70			11.920956

## USA Bin 5 Trial #3

Burst #	Pulses	Chirp (MHz)	PW (uS)	Inter-pulse spacing (uS)	Inter-pulse spacing (uS)	Pulse Start (S)
1	3	14	100	1430	1616	0.22444
2	1	20	55			1.463884
3	1	12	75			2.489846
4	1	9	95			3.3131
5	1	10	75			3.675117
6	1	7	50			4.772712
7	1	15	90			5.377346
8	1	8	55			6.850457
9	3	19	75	1101	1138	7.392057
10	1	14	70			8.187931
11	1	12	100			8.861203
12	2	16	90	1618		9.560321
13	1	15	55			10.504541
14	1	8	60			11.727686

## USA Bin 5 Trial #4

Burst #	Pulses	Chirp (MHz)	PW (uS)	Inter-pulse spacing (uS)	Inter-pulse spacing (uS)	Pulse Start (S)
1	3	10	70	1998	1632	0.253771



2	2	14	55	1028		1.578383
3	1	9	80			2.168976
4	3	20	50	1105	1375	2.770525
5	3	7	90	1018	1381	3.358082
6	3	20	55	1994	1386	4.217455
7	3	6	70	1224	1092	4.961555
8	3	5	75	1043	1959	6.224187
9	3	20	85	1897	1127	6.813753
10	3	9	65	1953	1367	7.819806
11	3	5	90	1402	1332	8.433846
12	1	19	90			9.480094
13	3	7	75	1932	1697	9.620233
14	2	15	50	1081		10.941204
15	2	16	65	1028		11.373258

USA Bin 5 Trial #5

Burst #	Pulses	Chirp (MHz)	PW (uS)	Inter-pulse spacing (uS)	Inter-pulse spacing (uS)	Pulse Start (S)
1	3	15	95	1796	1274	0.422462
2	1	7	70			2.013369
3	1	17	95			3.883792
4	2	7	80	1399		4.430512
5	2	20	75	1414		5.45382
6	3	13	75	1260	1463	6.769022
7	2	18	55	1161		8.857627
8	1	17	50			10.663815
9	2	5	80	1547		11.701005

USA Bin 5 Trial #6

Burst #	Pulses	Chirp (MHz)	PW (uS)	Inter-pulse spacing (uS)	Inter-pulse spacing (uS)	Pulse Start (S)
1	1	19	90			0.615679
2	1	19	75			0.960595
3	2	14	80	1629		1.780402
4	1	12	50			2.398426
5	2	10	75	1867		2.687949
6	1	9	90			3.646718
7	3	19	80	1717	1617	3.93221
8	1	8	60			4.721319
9	3	6	85	1169	1930	5.326382
10	2	16	100	1939		6.279293
11	1	19	50			6.807093
12	2	11	75	1154		7.312196
13	1	9	55			8.058323
14	3	5	90	1255	1916	8.306609
15	3	5	65	1978	1569	9.183455
16	3	19	60	1919	1546	9.96252
17	1	15	55			10.135746
18	2	5	85	1594		11.284017
19	3	15	85	1495	1020	11.710665

USA Bin 5 Trial #7

Burst #	Pulses	Chirp (MHz)	PW (uS)	Inter-pulse spacing (uS)	Inter-pulse spacing (uS)	Pulse Start (S)
1	2	14	100	1474		0.646053



2	3	12	90	1944	1894	1.282027
3	3	9	80	1443	1402	2.542095
4	3	8	85	1312	1369	3.676057
5	2	16	75	1155		4.89529
6	3	6	95	1917	1436	6.513503
7	3	12	65	1074	1275	8.258835
8	3	12	50	1734	1914	9.432529
9	3	5	90	1146	1438	10.303828
10	1	19	65			11.589756

USA Bin 5 Trial #8

Burst #	Pulses	Chirp (MHz)	PW (uS)	Inter-pulse spacing (uS)	Inter-pulse spacing (uS)	Pulse Start (S)
1	1	5	95			0.086313
2	2	15	100	1872		1.661763
3	3	8	70	1433	1846	1.761848
4	1	20	70			2.78374
5	1	20	95			4.12728
6	1	11	70			4.885809
7	1	18	80			5.634241
8	3	18	70	1803	1985	6.083834
9	2	18	75	1539		7.220976
10	1	5	65			8.280559
11	1	15	80			9.133829
12	2	19	90	1607		9.772452
13	1	14	75			10.978214
14	1	10	50			11.192103

USA Bin 5 Trial #9

Burst #	Pulses	Chirp (MHz)	PW (uS)	Inter-pulse spacing (uS)	Inter-pulse spacing (uS)	Pulse Start (S)
1	1	16	70			0.350554
2	1	5	60			1.26149
3	2	12	55	1125		2.783075
4	1	6	85			3.376952
5	2	14	95	1320		5.088653
6	1	12	70			5.783976
7	2	10	70	1642		7.536399
8	3	20	90	1793	1755	8.425955
9	2	11	55	1841		8.809999
10	3	9	95	1474	1345	10.085897
11	3	11	95	1137	1529	11.31571

USA Bin 5 Trial #10

Burst #	Pulses	Chirp (MHz)	PW (uS)	Inter-pulse spacing (uS)	Inter-pulse spacing (uS)	Pulse Start (S)
1	3	18	75	1526	1772	0.029433
2	1	12	50			2.145678
3	2	10	50	1221		2.994218
4	3	5	85	1838	1720	3.941229
5	1	13	60			5.66414
6	2	14	80	1252		6.000799
7	1	20	70			8.281165
8	2	20	80	1685		9.575908
9	2	13	90	1579		10.008929



10	3	11	75	1402	1541	11.257079
USA Bin 5 Trial #11						
Burst #	Pulses	Chirp (MHz)	PW (uS)	Inter-pulse spacing (uS)	Inter-pulse spacing (uS)	Pulse Start (S)
1	3	6	100	1399	1883	0.339854
2	1	17	75			1.334194
3	1	15	50			2.956925
4	2	17	95	1207		4.154983
5	2	19	65	1839		4.891549
6	3	17	75	1755	1643	5.68971
7	1	9	50			6.862968
8	1	14	50			8.028272
9	2	11	70	1263		8.897941
10	2	9	70	1223		9.983584
11	2	20	75	1664		11.614041
USA Bin 5 Trial #12						
Burst #	Pulses	Chirp (MHz)	PW (uS)	Inter-pulse spacing (uS)	Inter-pulse spacing (uS)	Pulse Start (S)
1	2	5	80	1724		0.764227
2	2	9	55	1652		2.736795
3	1	13	80			3.101246
4	3	8	85	1528	1942	5.842342
5	1	20	85			6.257652
6	1	12	100			8.128072
7	2	15	50	1152		9.086702
8	1	15	55			11.531566
USA Bin 5 Trial #13						
Burst #	Pulses	Chirp (MHz)	PW (uS)	Inter-pulse spacing (uS)	Inter-pulse spacing (uS)	Pulse Start (S)
1	2	18	90	1247		0.15577
2	3	20	95	1764	1419	0.95116
3	2	16	50	1809		1.75674
4	1	8	70			1.973869
5	2	5	80	1956		2.889763
6	1	20	60			3.316673
7	1	6	75			3.999695
8	2	17	85	1170		4.416217
9	3	9	50	1857	1195	5.177601
10	2	11	100	1232		5.949526
11	1	9	90			6.151057
12	1	11	55			6.691347
13	1	18	60			7.744945
14	3	14	75	1245	1251	8.047315
15	3	15	55	1745	1151	8.45789
16	2	9	85	1945		9.385149
17	1	17	95			9.625724
18	3	20	65	1093	1640	10.556922
19	2	9	80	1566		10.845384
20	1	17	75			11.59461
USA Bin 5 Trial #14						
Burst #	Pulses	Chirp (MHz)	PW (uS)	Inter-pulse spacing (uS)	Inter-pulse spacing (uS)	Pulse Start (S)
1	1	7	70			0.249011



2	1	5	95			0.764738
3	1	16	100			1.657638
4	2	20	55	1974		2.244562
5	1	20	50			3.437122
6	2	5	50	1700		4.132183
7	1	6	50			4.372437
8	3	18	55	1116	1889	5.59
9	1	18	100			5.94914
10	1	8	85			6.456608
11	1	20	75			7.520356
12	1	15	95			8.3044
13	3	17	90	1164	1955	8.539311
14	1	19	100			9.653652
15	3	7	75	1068	1853	10.031357
16	2	13	60	1545		10.825612
17	2	16	85	1523		11.317435

USA Bin 5 Trial #15

Burst #	Pulses	Chirp (MHz)	PW (uS)	Inter-pulse spacing (uS)	Inter-pulse spacing (uS)	Pulse Start (S)
1	1	13	50			0.040921
2	3	8	95	1335	1366	1.581943
3	2	10	65	1494		2.134535
4	2	6	60	1176		3.017407
5	1	12	95			3.696196
6	3	19	65	1533	1955	4.502794
7	1	13	50			5.496453
8	3	17	60	1977	1372	6.017781
9	3	20	60	1278	1028	6.859821
10	2	9	55	1639		8.373052
11	2	5	65	1567		9.361517
12	3	19	80	1287	1952	9.979957
13	2	11	55	1218		11.126005
14	1	12	50			11.696287

USA Bin 5 Trial #16

Burst #	Pulses	Chirp (MHz)	PW (uS)	Inter-pulse spacing (uS)	Inter-pulse spacing (uS)	Pulse Start (S)
1	2	19	70	1478		0.785824
2	2	14	75	1975		1.305343
3	1	19	100			3.03626
4	2	8	85	1199		3.549318
5	1	10	75			4.372035
6	2	20	65	1489		5.891848
7	1	18	85			7.101889
8	3	16	80	1618	1640	8.092082
9	3	13	65	1978	1862	9.006823
10	3	5	95	1637	1980	10.518854
11	3	15	85	1689	1788	11.131172

USA Bin 5 Trial #17

Burst #	Pulses	Chirp (MHz)	PW (uS)	Inter-pulse spacing (uS)	Inter-pulse spacing (uS)	Pulse Start (S)
1	2	19	90	1137		1.213741
2	2	6	80	1820		1.363198



3	2	10	95	1286		2.809008
4	3	10	85	1373	1313	4.794844
5	2	5	100	1811		5.447365
6	2	5	80	1041		7.186139
7	2	11	70	1102		8.965128
8	1	8	85			9.91105
9	2	12	55	1252		10.888244

USA Bin 5 Trial #18

Burst #	Pulses	Chirp (MHz)	PW (uS)	Inter-pulse spacing (uS)	Inter-pulse spacing (uS)	Pulse Start (S)
1	2	20	95	1783		0.476149
2	3	18	55	1956	1813	1.15529
3	1	20	55			1.567371
4	1	16	95			2.327302
5	3	17	75	1809	1198	3.568914
6	2	19	80	1231		4.085945
7	1	10	95			4.638474
8	2	5	70	1531		5.306676
9	3	12	90	1462	1157	6.725974
10	1	12	70			6.979699
11	2	14	80	1954		7.688697
12	3	14	90	1347	1992	8.740408
13	2	15	80	1762		9.612358
14	1	17	50			9.837385
15	1	15	70			11.143489
16	1	15	50			11.906695

USA Bin 5 Trial #19

Burst #	Pulses	Chirp (MHz)	PW (uS)	Inter-pulse spacing (uS)	Inter-pulse spacing (uS)	Pulse Start (S)
1	2	7	80	1452		0.467143
2	3	8	95	1907	1949	0.693665
3	3	15	50	1310	1461	1.749812
4	3	11	90	1890	1802	2.097258
5	3	15	80	1421	1795	2.459217
6	3	5	90	1755	1201	3.322914
7	1	13	75			3.942885
8	1	16	70			4.584019
9	3	17	95	1534	1417	5.180474
10	1	5	65			5.830482
11	1	9	70			6.286834
12	3	6	50	1416	1417	6.730254
13	3	15	85	1888	1645	7.79377
14	3	8	65	1572	1761	7.810606
15	1	19	75			8.570438
16	1	19	50			9.01752
17	2	16	80	1122		9.70991
18	1	15	85			10.575856
19	1	9	80			10.96921
20	1	14	55			11.647307

USA Bin 5 Trial #20

Burst #	Pulses	Chirp (MHz)	PW (uS)	Inter-pulse spacing (uS)	Inter-pulse spacing (uS)	Pulse Start (S)
---------	--------	-------------	---------	--------------------------	--------------------------	-----------------



1	2	15	60	1724		0.465503
2	1	6	75			0.962436
3	3	8	55	1312	1648	1.980507
4	3	14	80	1152	1566	2.581649
5	3	12	80	1909	1803	2.847183
6	3	14	60	1297	1670	3.529774
7	3	5	50	1037	1631	4.545893
8	3	19	65	1435	1203	4.681381
9	1	13	65			5.521814
10	1	10	50			6.555637
11	1	20	100			7.217828
12	2	14	60	1845		7.98133
13	1	10	60			8.432793
14	3	8	70	1220	1931	9.081612
15	1	8	80			9.720176
16	2	16	80	1877		10.508468
17	2	6	85	1727		10.980282
18	2	11	55	1965		11.754343

USA Bin 5 Trial #21

Burst #	Pulses	Chirp (MHz)	PW (uS)	Inter-pulse spacing (uS)	Inter-pulse spacing (uS)	Pulse Start (S)
1	2	10	100	1800		0.122009
2	2	20	85	1197		1.926777
3	1	11	95			2.456053
4	1	14	80			4.625056
5	2	8	95	1349		4.974269
6	3	11	55	1658	1563	6.392313
7	3	10	90	1326	1433	7.694555
8	1	16	70			8.576892
9	1	16	50			9.778608
10	3	13	65	1457	1326	11.705223

USA Bin 5 Trial #22

Burst #	Pulses	Chirp (MHz)	PW (uS)	Inter-pulse spacing (uS)	Inter-pulse spacing (uS)	Pulse Start (S)
1	3	6	60	1060	1006	0.003484
2	1	12	90			1.201058
3	2	20	65	1992		1.848741
4	3	11	80	1559	1998	2.018371
5	2	15	80	1403		2.789828
6	1	7	70			3.487544
7	3	19	80	1384	1281	3.941054
8	3	6	90	1572	1121	4.848465
9	2	18	75	1952		5.284321
10	3	19	70	1054	1370	5.725208
11	1	6	50			6.418273
12	2	12	60	1934		6.990032
13	2	5	90	1736		7.751924
14	2	20	80	1585		8.219627
15	3	14	95	1777	1772	9.107624
16	2	12	85	1373		9.721908
17	2	14	70	1660		10.601594





18	1	20	70			11.318397
19	2	5	50	1245		11.711097
USA Bin 5 Trial #23						
Burst #	Pulses	Chirp (MHz)	PW (uS)	Inter-pulse spacing (uS)	Inter-pulse spacing (uS)	Pulse Start (S)
1	3	9	50	1887	1519	0.78096
2	1	14	60			1.575771
3	3	6	80	1426	1838	2.380267
4	3	13	60	1018	1644	3.26373
5	2	8	75	1098		4.672659
6	3	14	95	1301	1493	5.240678
7	2	20	65	1889		6.184647
8	3	14	60	1448	1106	7.897521
9	3	18	50	1597	1111	8.327352
10	2	19	65	1624		9.409015
11	2	12	95	1090		10.142043
12	2	18	90	1486		11.463793
USA Bin 5 Trial #24						
Burst #	Pulses	Chirp (MHz)	PW (uS)	Inter-pulse spacing (uS)	Inter-pulse spacing (uS)	Pulse Start (S)
1	3	8	95	1980	1221	0.729653
2	2	8	100	1550		1.166432
3	2	20	85	1861		2.734944
4	2	15	80	1214		3.616525
5	1	10	90			4.72345
6	3	8	100	1327	1347	5.63988
7	2	14	75	1297		7.19406
8	1	19	80			7.758836
9	2	17	50	1031		9.347327
10	2	20	90	1599		10.13038
11	3	10	70	1465	1895	11.328936
USA Bin 5 Trial #25						
Burst #	Pulses	Chirp (MHz)	PW (uS)	Inter-pulse spacing (uS)	Inter-pulse spacing (uS)	Pulse Start (S)
1	1	16	85			0.000895
2	3	8	75	1081	1650	0.927349
3	2	12	50	1458		1.616072
4	3	18	65	1240	1055	2.040393
5	1	16	75			2.636146
6	2	18	50	1092		3.441798
7	1	11	50			4.14007
8	1	5	85			4.506846
9	1	12	80			5.529518
10	1	13	75			6.116249
11	1	7	75			6.891711
12	1	13	60			7.521618
13	1	17	50			8.153907
14	1	13	75			8.648107
15	3	5	70	1387	1392	9.129913
16	3	7	90	1401	1893	10.0035
17	2	6	50	1114		10.264498
18	3	20	95	1739	1129	11.139816



19	3	14	65	1817	1269	11.977294
USA Bin 5 Trial #26						
Burst #	Pulses	Chirp (MHz)	PW (uS)	Inter-pulse spacing (uS)	Inter-pulse spacing (uS)	Pulse Start (S)
1	2	5	80	1655		0.354418
2	3	14	95	1457	1230	1.089772
3	3	13	85	1791	1984	1.363042
4	2	19	60	1510		2.651872
5	1	15	100			2.668244
6	1	16	75			3.394117
7	3	16	80	1826	1679	4.569432
8	3	5	80	1525	1751	5.299712
9	2	9	55	1125		5.34662
10	3	10	50	1791	1194	6.228045
11	1	8	75			6.687133
12	3	6	90	1823	1833	7.423763
13	1	5	65			8.264071
14	1	8	75			9.321695
15	2	5	65	1505		9.542111
16	3	20	70	1262	1214	10.400659
17	3	13	65	1803	1139	10.791709
18	2	10	100	1975		11.423646
USA Bin 5 Trial #27						
Burst #	Pulses	Chirp (MHz)	PW (uS)	Inter-pulse spacing (uS)	Inter-pulse spacing (uS)	Pulse Start (S)
1	3	8	55	1648	1344	0.846959
2	1	9	95			1.036089
3	3	18	80	1057	1874	2.344937
4	2	11	100	1365		3.202828
5	1	13	50			4.128114
6	2	13	60	1175		5.386476
7	1	12	65			5.809341
8	3	16	100	1941	1921	6.962956
9	2	10	90	1442		8.091204
10	2	12	60	1508		8.816333
11	1	16	85			9.266785
12	2	5	90	1272		10.24664
13	1	7	75			11.655642
USA Bin 5 Trial #28						
Burst #	Pulses	Chirp (MHz)	PW (uS)	Inter-pulse spacing (uS)	Inter-pulse spacing (uS)	Pulse Start (S)
1	3	7	80	1971	1059	0.340242
2	3	5	50	1557	1323	1.359285
3	2	11	80	1407		1.658325
4	3	18	65	1177	1524	2.434324
5	3	9	90	1883	1647	2.888878
6	1	12	55			3.941352
7	2	8	55	1491		4.62155
8	1	7	65			4.988283
9	2	6	80	1684		5.995063
10	2	8	100	1923		6.584651
11	2	10	50	1800		7.188817



12	2	7	90	1138		8.124235
13	3	13	80	1408	1160	8.86007
14	2	13	55	1580		9.507512
15	2	5	75	1906		9.909998
16	2	18	100	1925		10.687692
17	3	7	55	1006	1140	11.38364

USA Bin 5 Trial #29

Burst #	Pulses	Chirp (MHz)	PW (uS)	Inter-pulse spacing (uS)	Inter-pulse spacing (uS)	Pulse Start (S)
1	3	7	60	1067	1237	0.382321
2	3	18	90	1323	1472	1.016241
3	2	18	65	1661		1.993987
4	2	12	95	1818		2.626952
5	3	12	85	1037	1856	4.138211
6	3	13	75	1186	1397	4.512191
7	3	5	75	1607	1878	5.801316
8	3	12	60	1495	1478	6.197903
9	1	7	100			7.570484
10	2	8	85	1548		7.821827
11	1	8	55			8.651299
12	3	15	75	1580	1551	9.59556
13	1	13	80			10.33863
14	3	10	50	1598	1081	11.984744

USA Bin 5 Trial #30

Burst #	Pulses	Chirp (MHz)	PW (uS)	Inter-pulse spacing (uS)	Inter-pulse spacing (uS)	Pulse Start (S)
1	3	7	75	1697	1093	0.601762
2	2	11	90	1539		0.840455
3	2	14	85	1656		1.697914
4	3	8	100	1149	1978	2.50042
5	2	20	85	1993		3.283278
6	1	15	75			4.184569
7	2	7	80	1174		5.066434
8	2	19	50	1553		5.839146
9	3	14	75	1116	1805	6.048527
10	1	5	70			7.086413
11	2	11	90	1879		8.029408
12	3	13	90	1601	1894	8.262425
13	1	9	60			9.016163
14	3	11	80	1184	1008	10.253977
15	2	6	55	1298		11.173109
16	3	12	90	1247	1302	11.293069

## USA Frequency Hopping Trial #1

Hop #	Freq (GHz)	Pulse Start (mS)
80	5508	240
91	5505	273
96	5518	288

## USA Frequency Hopping Trial #2

Hop #	Freq (GHz)	Pulse Start (mS)
42	5510	126
60	5509	180
95	5513	285

## USA Frequency Hopping Trial #3

Hop #	Freq (GHz)	Pulse Start (mS)
6	5512	18
27	5515	81
77	5507	231
87	5505	261

## USA Frequency Hopping Trial #4

Hop #	Freq (GHz)	Pulse Start (mS)
12	5509	36
30	5505	90
35	5503	105
88	5502	264

## USA Frequency Hopping Trial #5

Hop #	Freq (GHz)	Pulse Start (mS)
70	5512	210

## USA Frequency Hopping Trial #6

Hop #	Freq (GHz)	Pulse Start (mS)
26	5518	78
31	5511	93

## USA Frequency Hopping Trial #7

Hop #	Freq (GHz)	Pulse Start (mS)
36	5510	108
53	5513	159
75	5508	225

## USA Frequency Hopping Trial #8

Hop #	Freq (GHz)	Pulse Start (mS)
46	5504	138
57	5508	171
70	5502	210
71	5509	213
84	5514	252

## USA Frequency Hopping Trial #9

Hop #	Freq (GHz)	Pulse Start (mS)
2	5515	6
3	5514	9
4	5518	12
38	5505	114
54	5513	162
67	5504	201

81	5506	243
82	5510	246
USA Frequency Hopping Trial #10		
Hop #	Freq (GHz)	Pulse Start (mS)
1	5515	3
29	5506	87
72	5509	216
81	5518	243
89	5505	267
USA Frequency Hopping Trial #11		
Hop #	Freq (GHz)	Pulse Start (mS)
19	5504	57
39	5512	117
USA Frequency Hopping Trial #12		
Hop #	Freq (GHz)	Pulse Start (mS)
14	5504	42
30	5516	90
40	5517	120
USA Frequency Hopping Trial #13		
Hop #	Freq (GHz)	Pulse Start (mS)
26	5517	78
85	5503	255
93	5506	279
USA Frequency Hopping Trial #14		
Hop #	Freq (GHz)	Pulse Start (mS)
15	5507	45
19	5516	57
24	5508	72
44	5503	132
46	5506	138
91	5511	273
USA Frequency Hopping Trial #15		
Hop #	Freq (GHz)	Pulse Start (mS)
27	5517	81
38	5503	114
77	5516	231
USA Frequency Hopping Trial #16		
Hop #	Freq (GHz)	Pulse Start (mS)
83	5517	249
84	5503	252
USA Frequency Hopping Trial #17		
Hop #	Freq (GHz)	Pulse Start (mS)
39	5502	117
50	5509	150
74	5516	222
77	5513	231
81	5507	243
USA Frequency Hopping Trial #18		
Hop #	Freq (GHz)	Pulse Start (mS)



23	5504	69
33	5505	99
37	5506	111
USA Frequency Hopping Trial #19		
Hop #	Freq (GHz)	Pulse Start (mS)
78	5515	234
88	5517	264
USA Frequency Hopping Trial #20		
Hop #	Freq (GHz)	Pulse Start (mS)
59	5502	177
86	5517	258
USA Frequency Hopping Trial #21		
Hop #	Freq (GHz)	Pulse Start (mS)
13	5516	39
61	5502	183
80	5518	240
91	5504	273
92	5511	276
USA Frequency Hopping Trial #22		
Hop #	Freq (GHz)	Pulse Start (mS)
64	5502	192
USA Frequency Hopping Trial #23		
Hop #	Freq (GHz)	Pulse Start (mS)
14	5503	42
47	5508	141
67	5509	201
91	5517	273
93	5504	279
USA Frequency Hopping Trial #24		
Hop #	Freq (GHz)	Pulse Start (mS)
3	5515	9
29	5503	87
33	5513	99
61	5508	183
USA Frequency Hopping Trial #25		
Hop #	Freq (GHz)	Pulse Start (mS)
8	5515	24
28	5502	84
48	5509	144
56	5508	168
68	5518	204
88	5516	264
91	5512	273
USA Frequency Hopping Trial #26		
Hop #	Freq (GHz)	Pulse Start (mS)
19	5516	57
71	5517	213
77	5507	231
USA Frequency Hopping Trial #27		



Hop #	Freq (GHz)	Pulse Start (mS)
25	5503	75
31	5510	93
34	5516	102
45	5511	135
78	5502	234

## USA Frequency Hopping Trial #28

Hop #	Freq (GHz)	Pulse Start (mS)
69	5506	207
90	5508	270

## USA Frequency Hopping Trial #29

Hop #	Freq (GHz)	Pulse Start (mS)
26	5507	78
29	5505	87
53	5511	159
57	5512	171
69	5506	207
84	5504	252
98	5517	294

## USA Frequency Hopping Trial #30

Hop #	Freq (GHz)	Pulse Start (mS)
2	5516	6
5	5513	15
7	5517	21