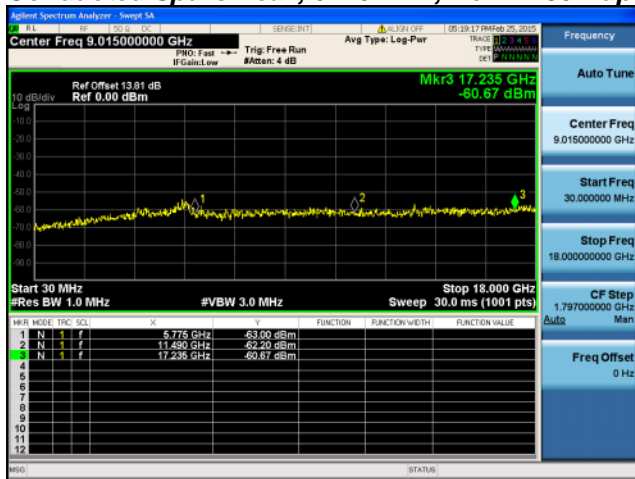
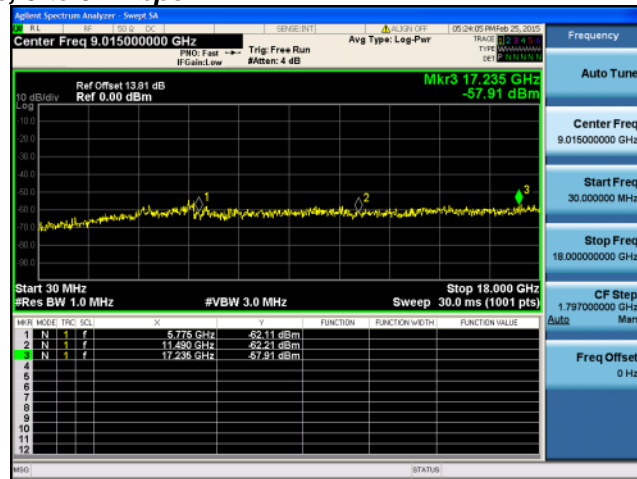




Conducted Spurs Peak, 5775 MHz, Non HT80 Duplicate, 6 to 54 Mbps



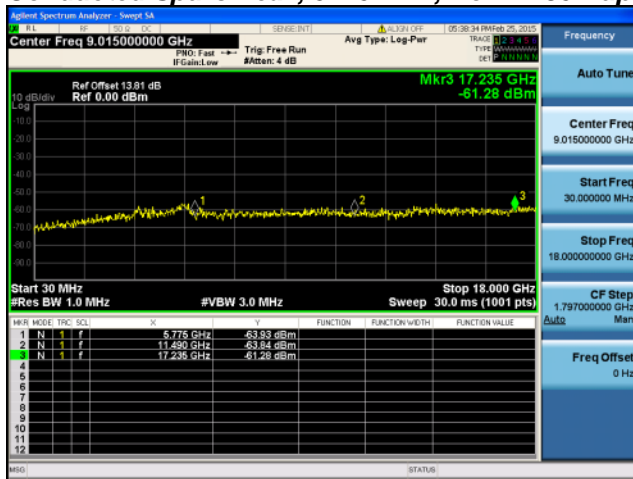
Antenna A



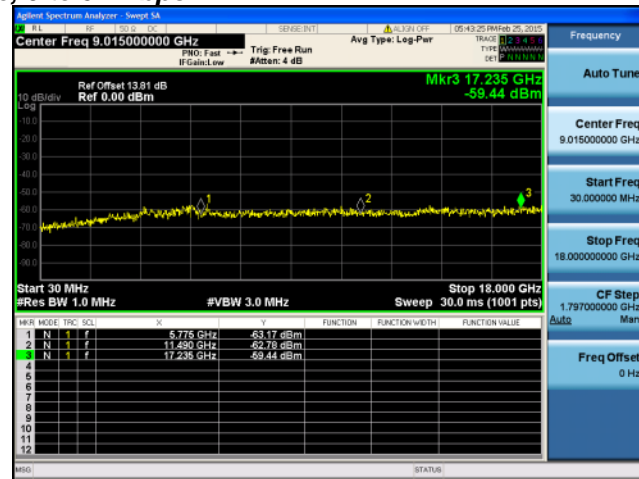
Antenna B



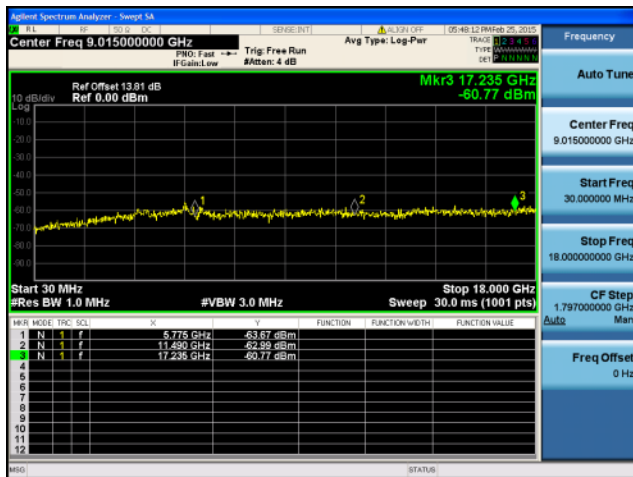
Conducted Spurs Peak, 5775 MHz, Non HT80 Duplicate, 6 to 54 Mbps



Antenna A



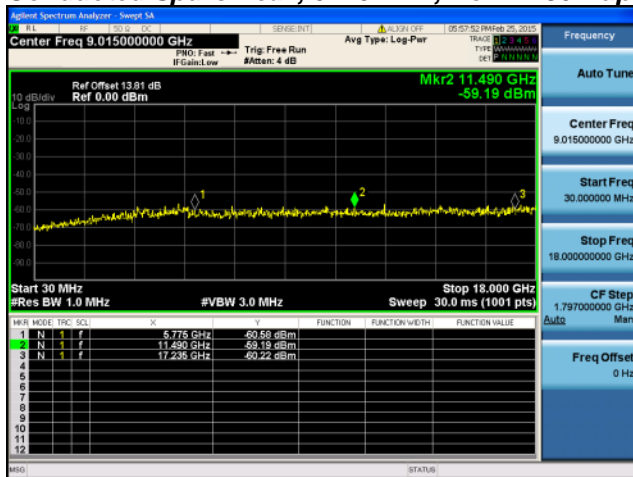
Antenna B



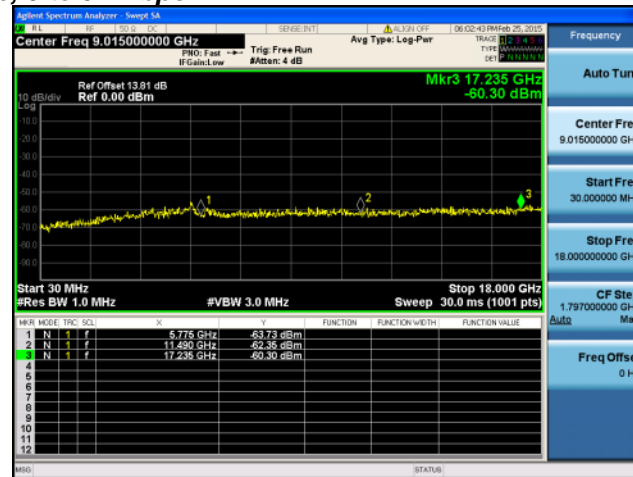
Antenna C



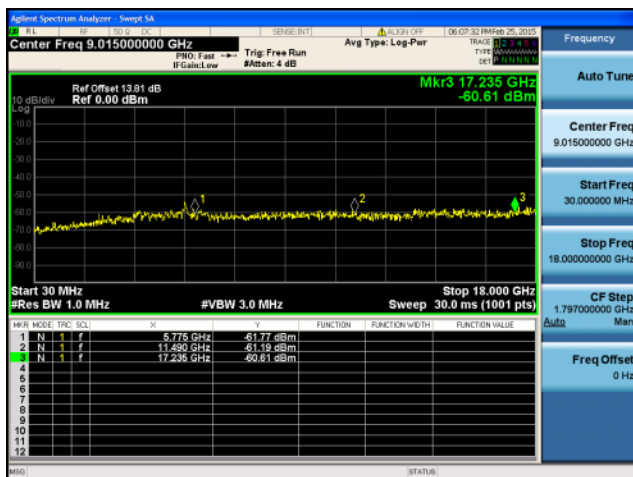
Conducted Spurs Peak, 5775 MHz, Non HT80 Duplicate, 6 to 54 Mbps



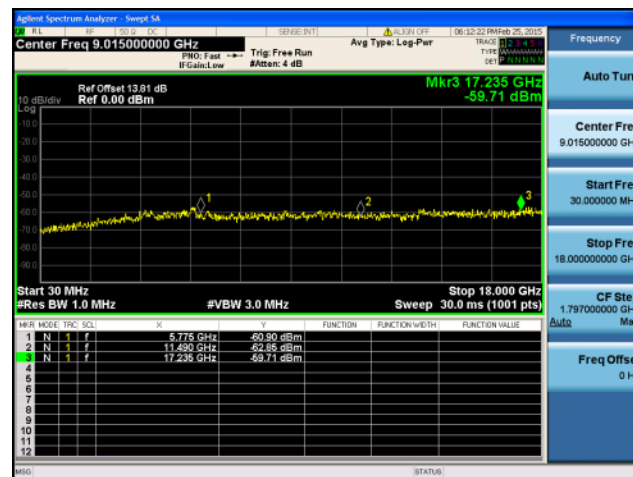
Antenna A



Antenna B



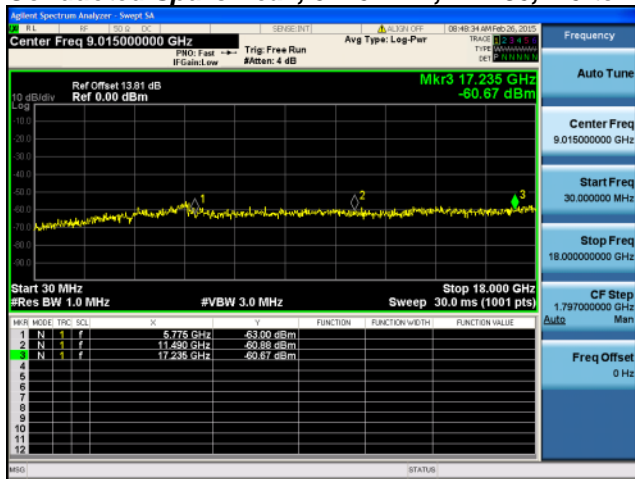
Antenna C



Antenna D



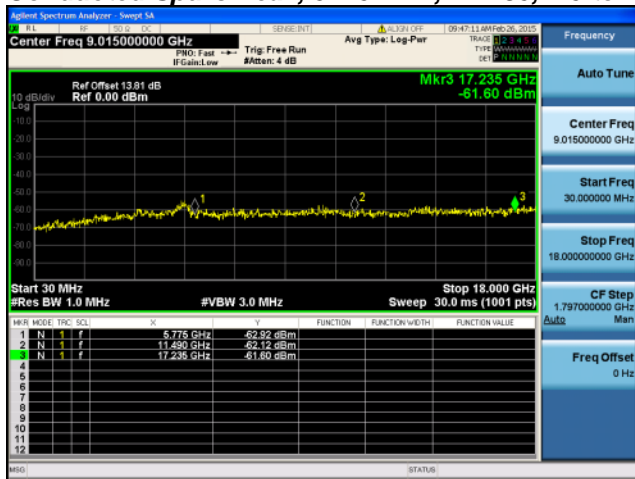
Conducted Spurs Peak, 5775 MHz, VHT80, M0 to M9 1ss



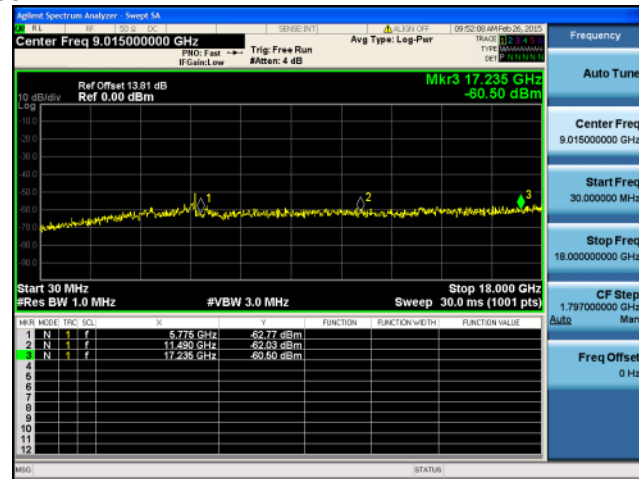
Antenna A



Conducted Spurs Peak, 5775 MHz, VHT80, M0 to M9 1ss



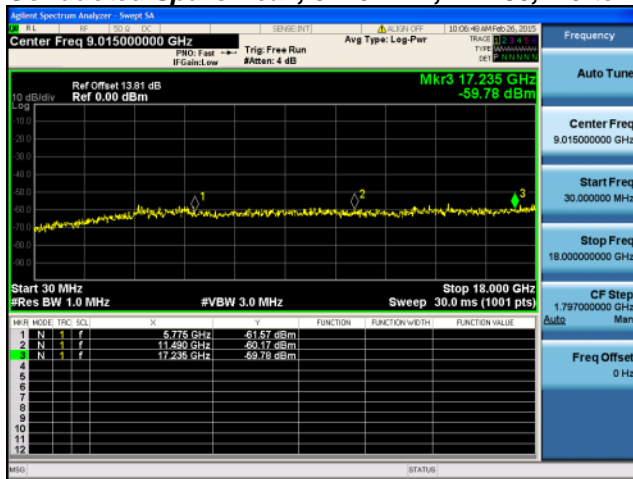
Antenna A



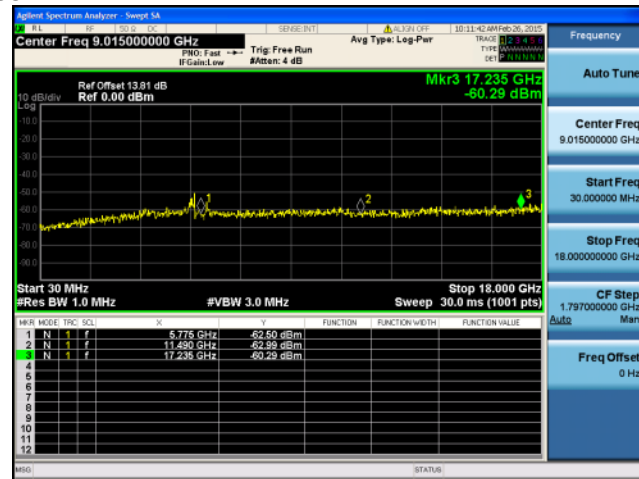
Antenna B



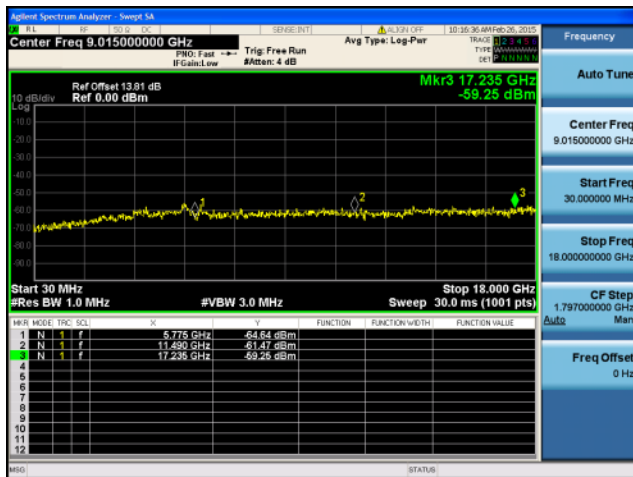
Conducted Spurs Peak, 5775 MHz, VHT80, M0 to M9 1ss



Antenna A



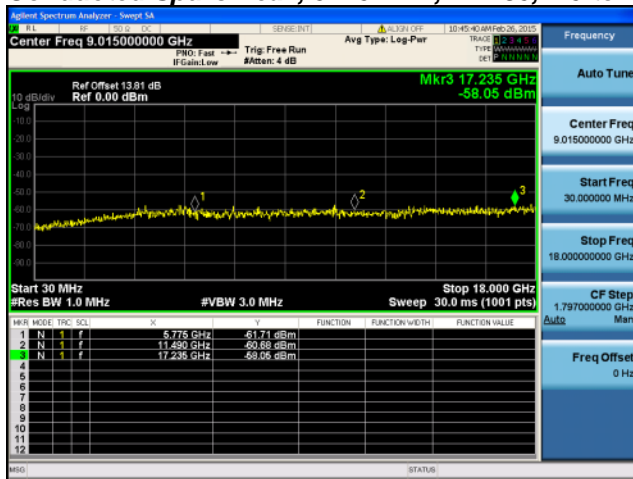
Antenna B



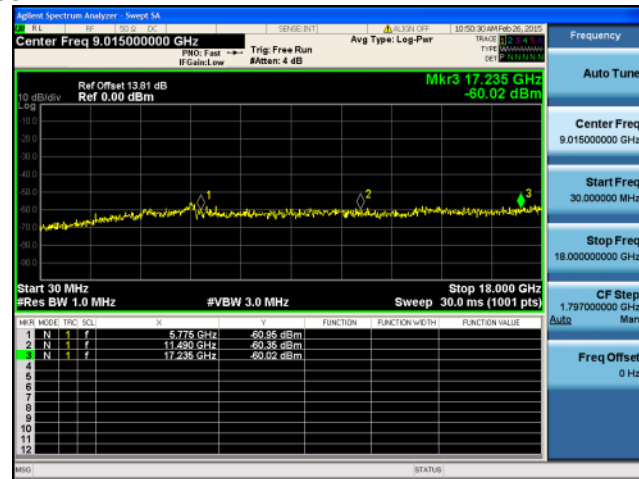
Antenna C



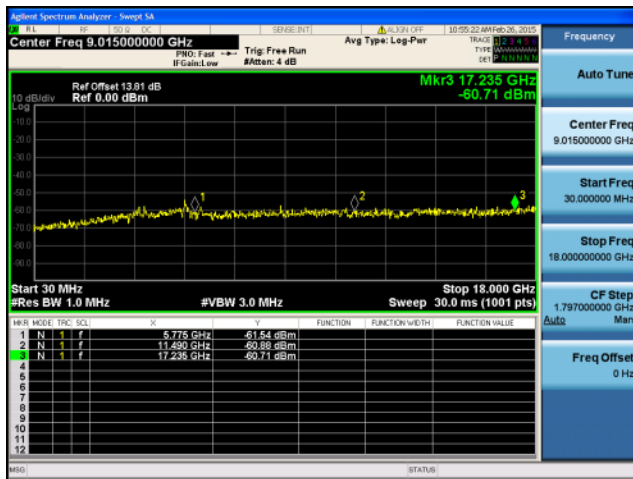
Conducted Spurs Peak, 5775 MHz, VHT80, M0 to M9 1ss



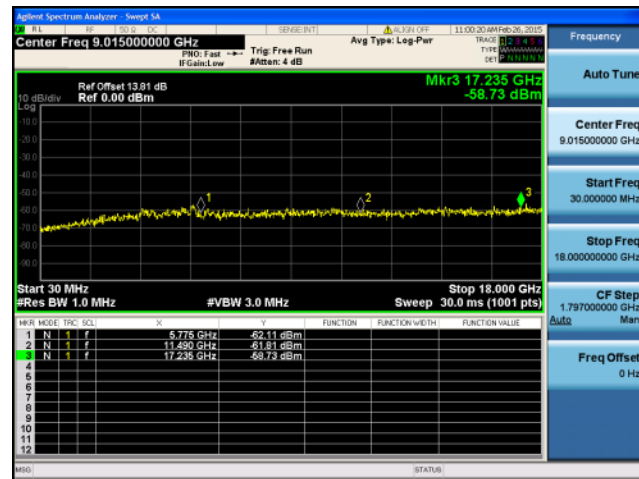
Antenna A



Antenna B



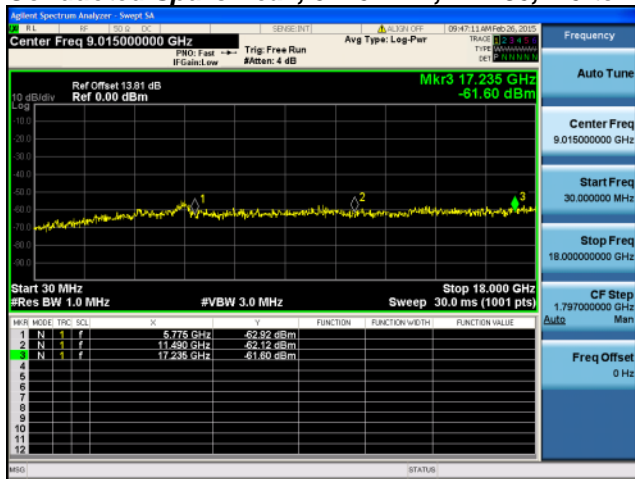
Antenna C



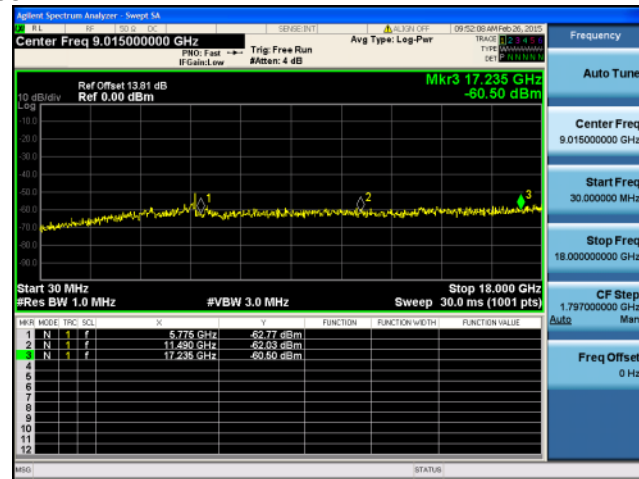
Antenna D



Conducted Spurs Peak, 5775 MHz, VHT80, M0 to M9 2ss



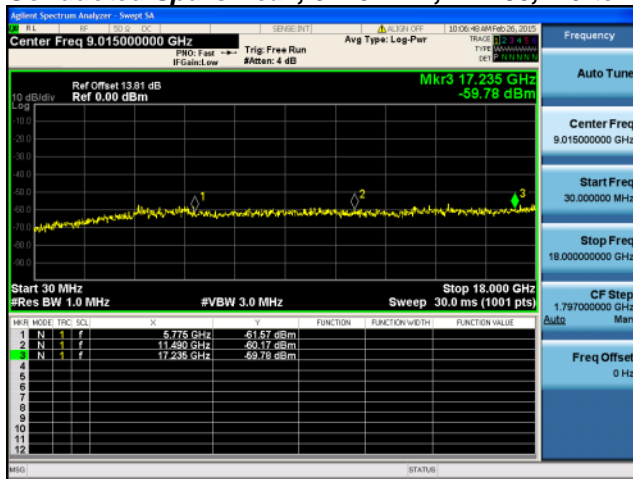
Antenna A



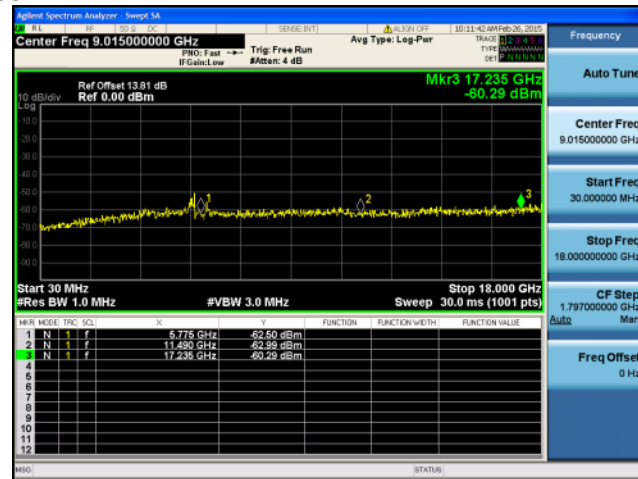
Antenna B



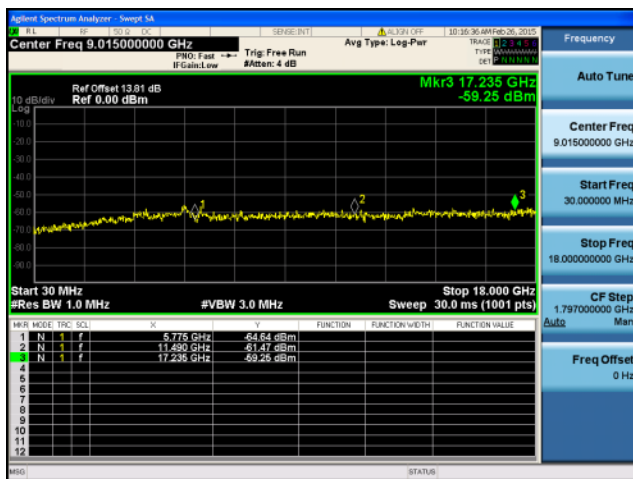
Conducted Spurs Peak, 5775 MHz, VHT80, M0 to M9 2ss



Antenna A



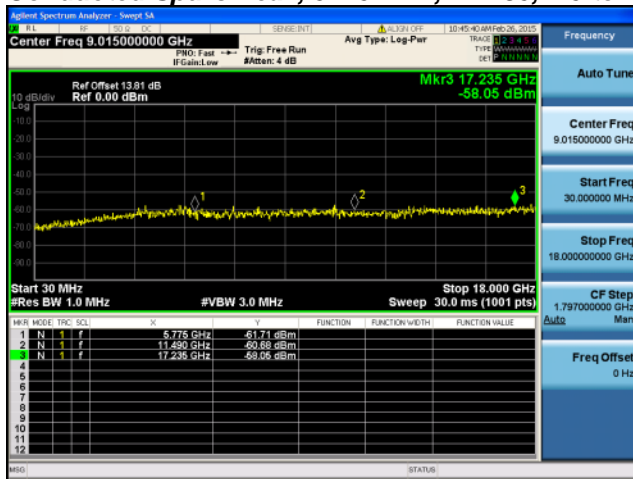
Antenna B



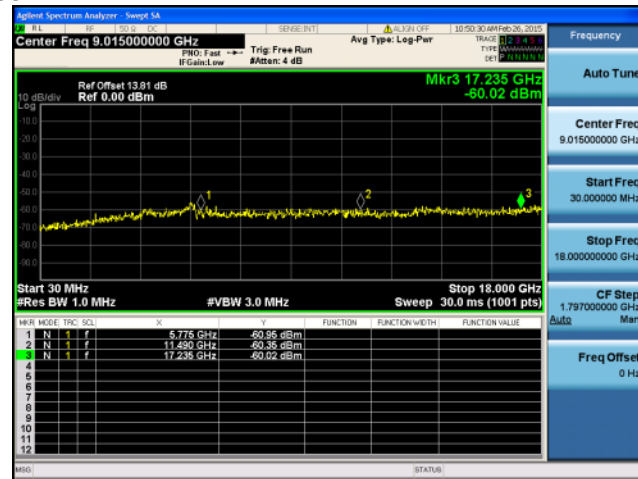
Antenna C



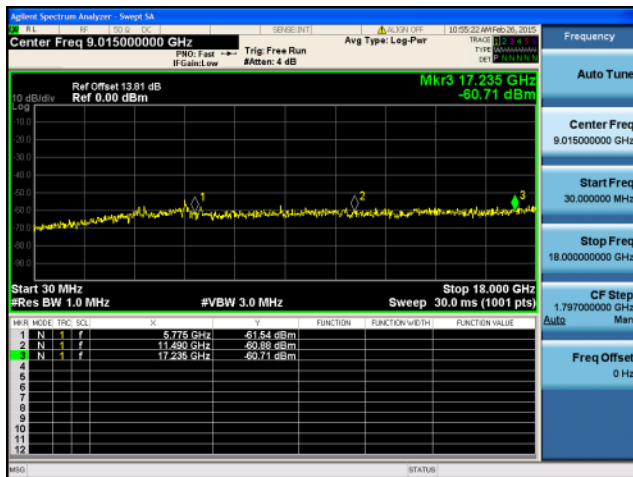
Conducted Spurs Peak, 5775 MHz, VHT80, M0 to M9 2ss



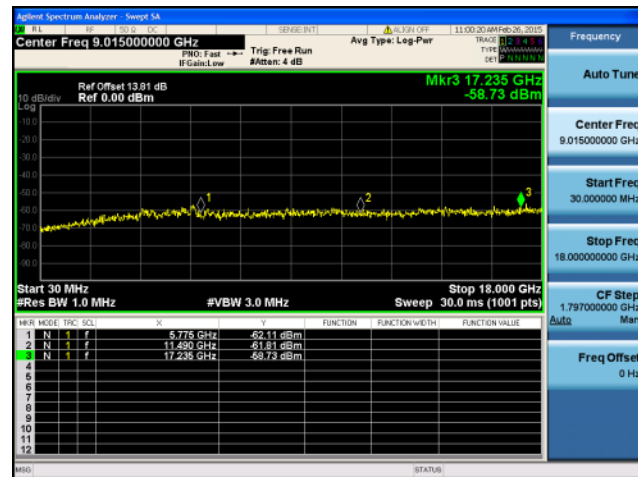
Antenna A



Antenna B



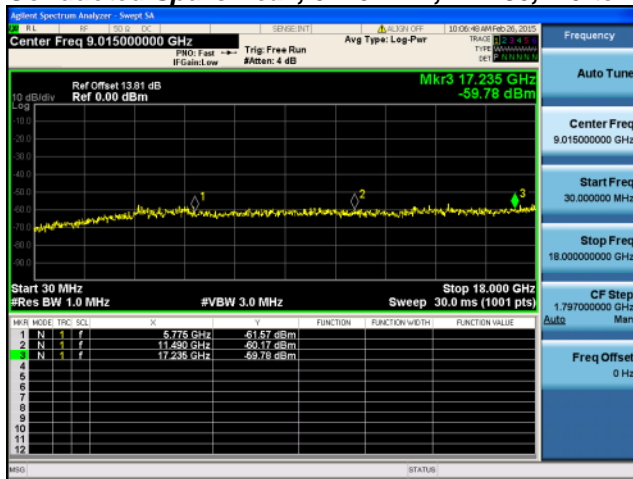
Antenna C



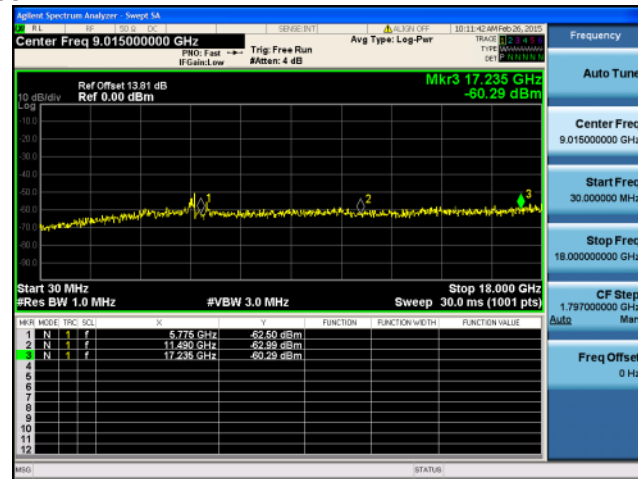
Antenna D



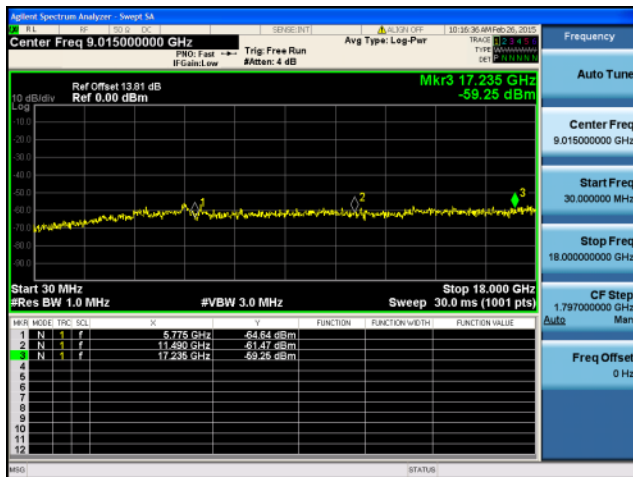
Conducted Spurs Peak, 5775 MHz, VHT80, M0 to M9 3ss



Antenna A



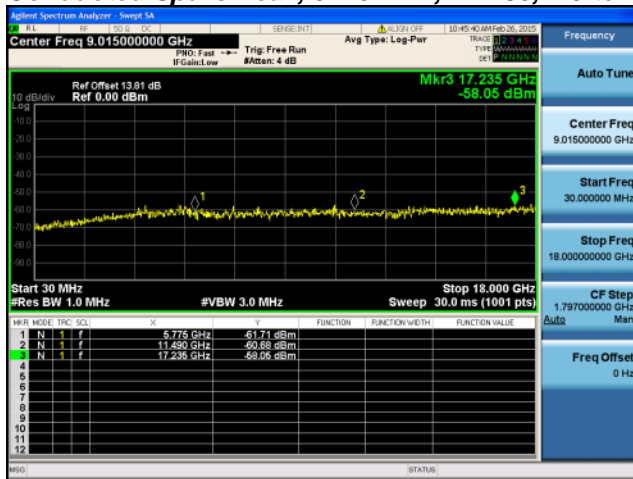
Antenna B



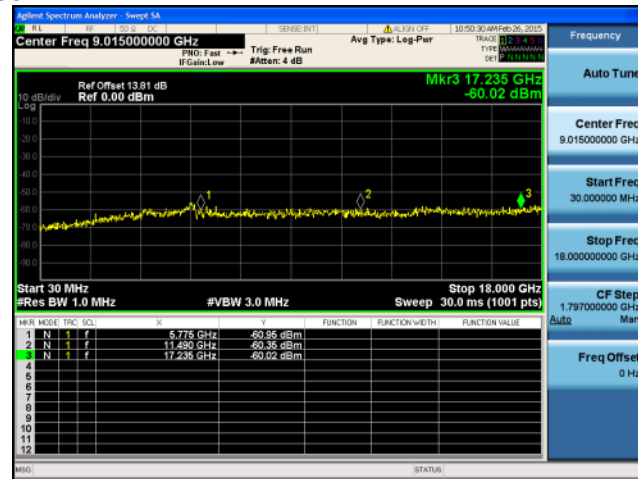
Antenna C



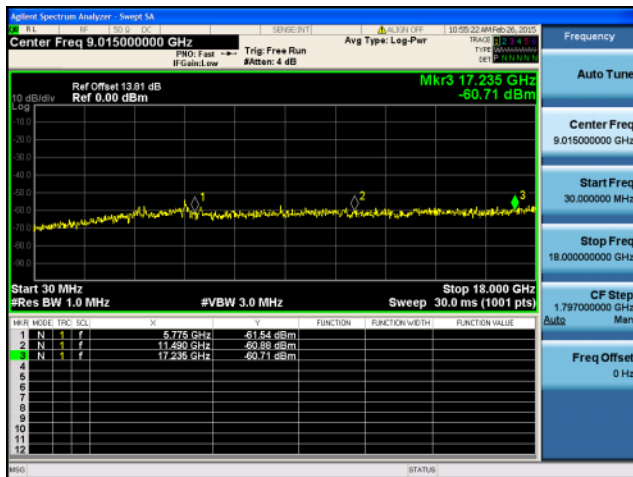
Conducted Spurs Peak, 5775 MHz, VHT80, M0 to M9 3ss



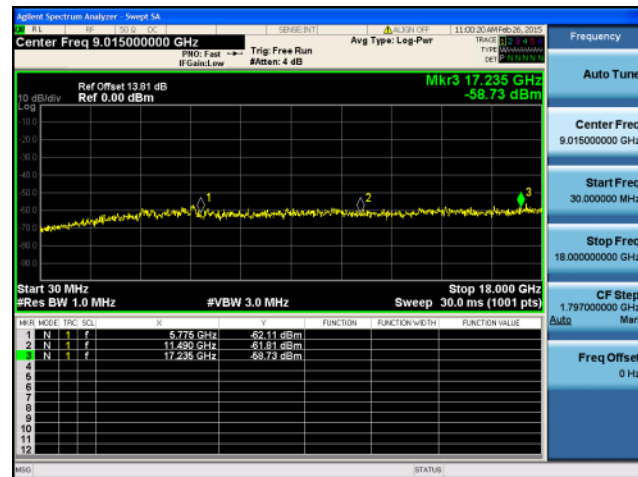
Antenna A



Antenna B



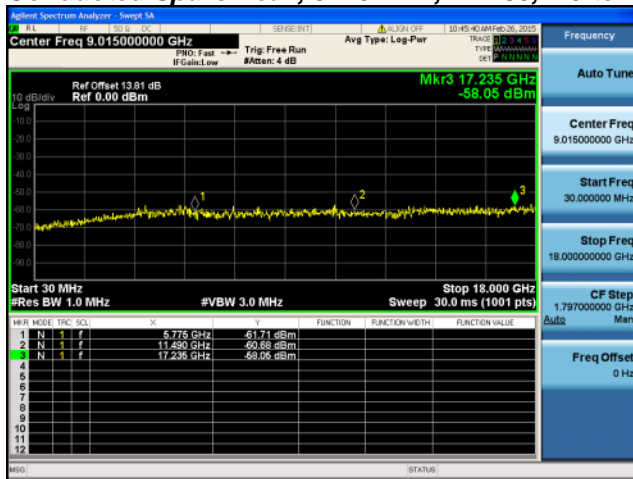
Antenna C



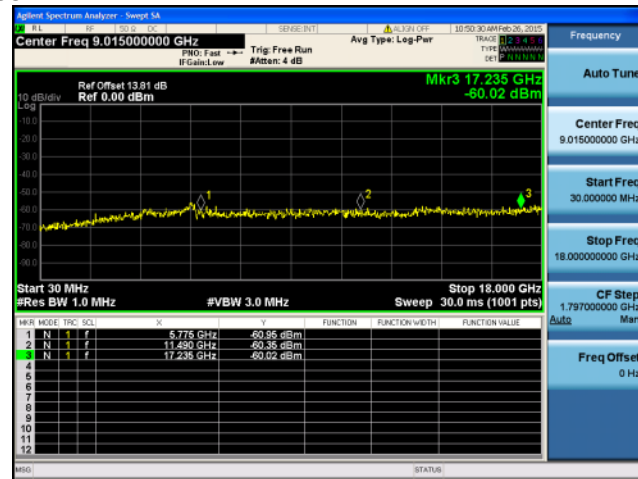
Antenna D



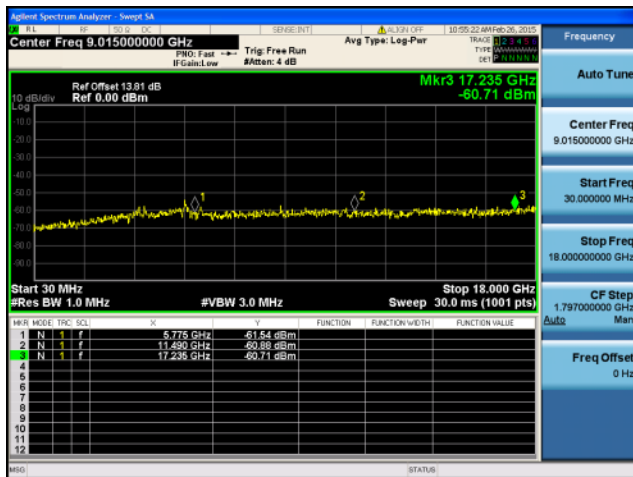
Conducted Spurs Peak, 5775 MHz, VHT80, M0 to M9 4ss



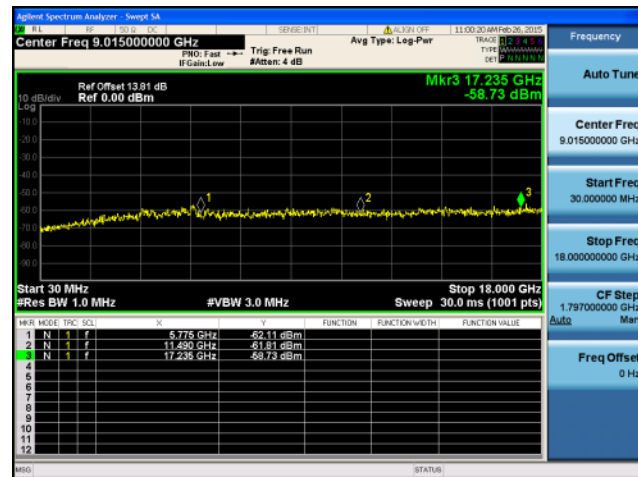
Antenna A



Antenna B



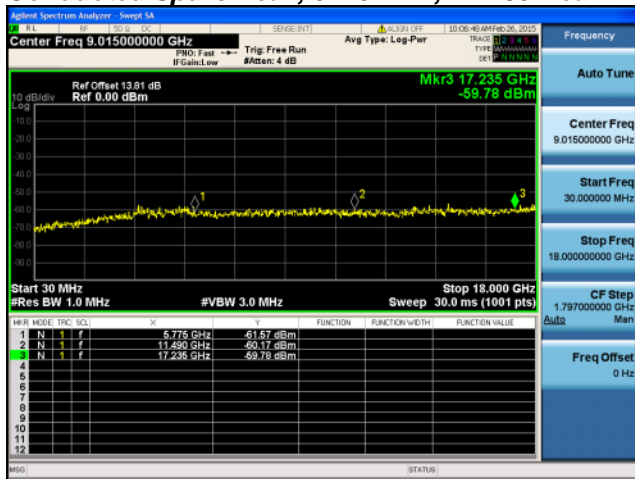
Antenna C



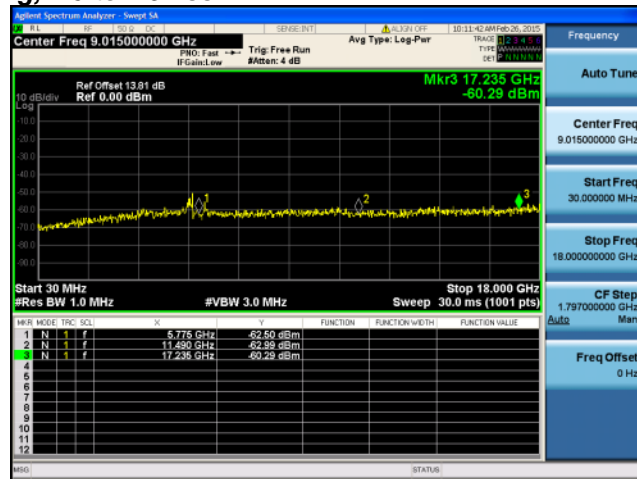
Antenna D



Conducted Spurs Peak, 5775 MHz, VHT80 Beam Forming, M0 to M9 1ss



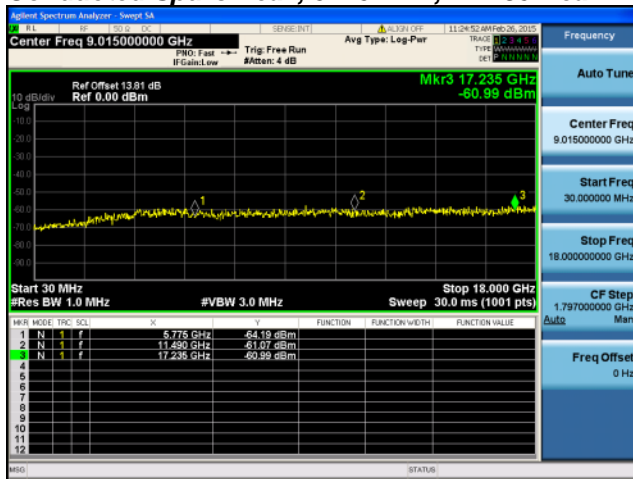
Antenna A



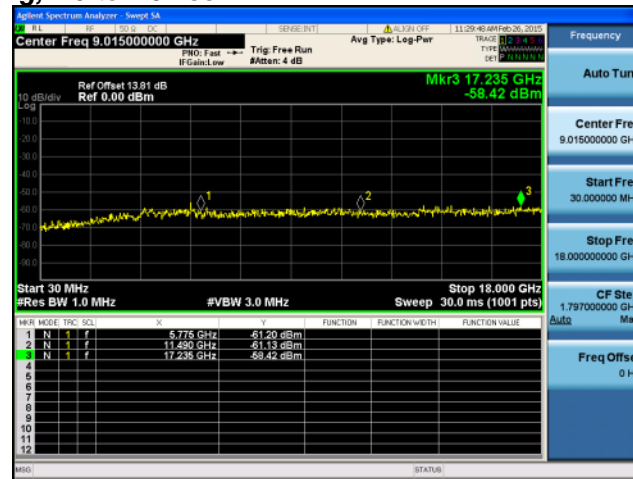
Antenna B



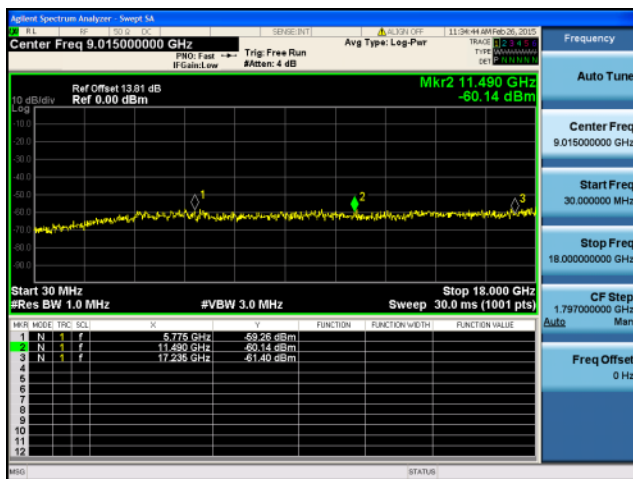
Conducted Spurs Peak, 5775 MHz, VHT80 Beam Forming, M0 to M9 1ss



Antenna A



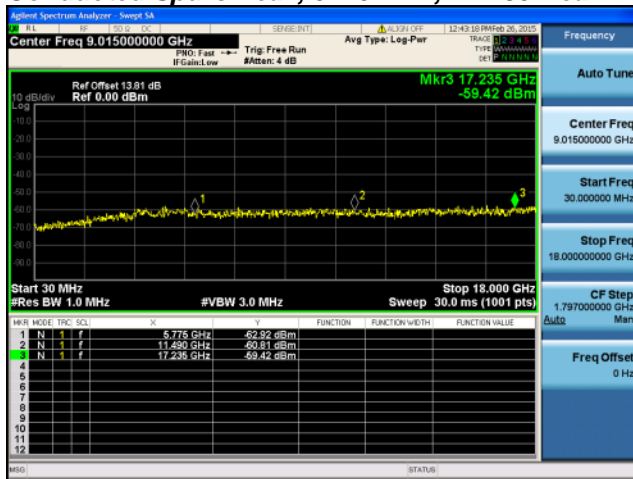
Antenna B



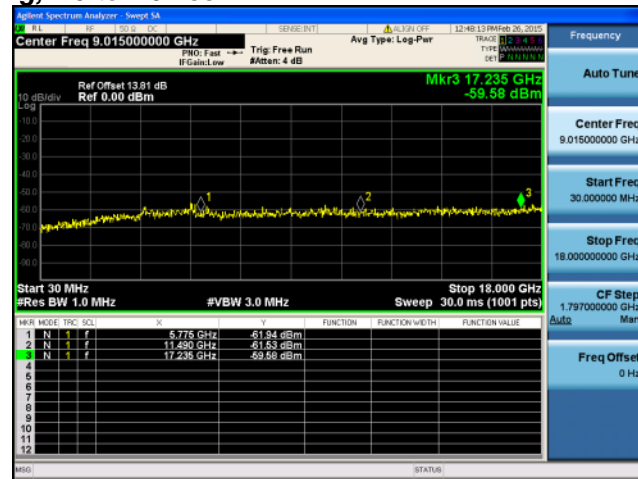
Antenna C



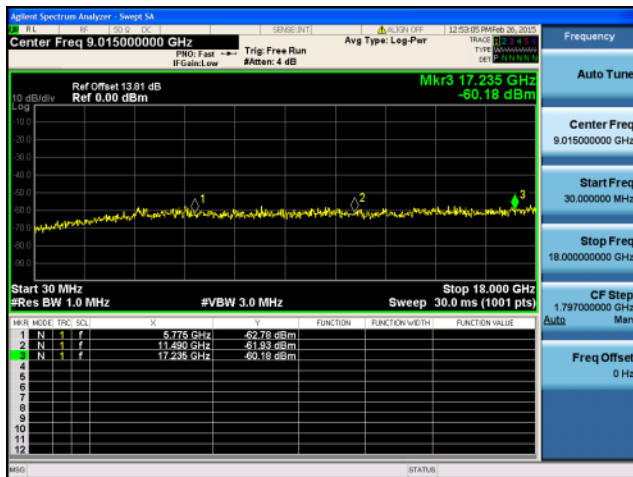
Conducted Spurs Peak, 5775 MHz, VHT80 Beam Forming, M0 to M9 1ss



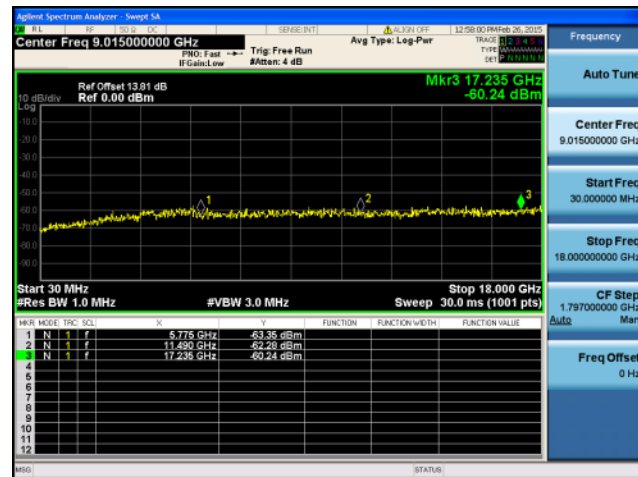
Antenna A



Antenna B



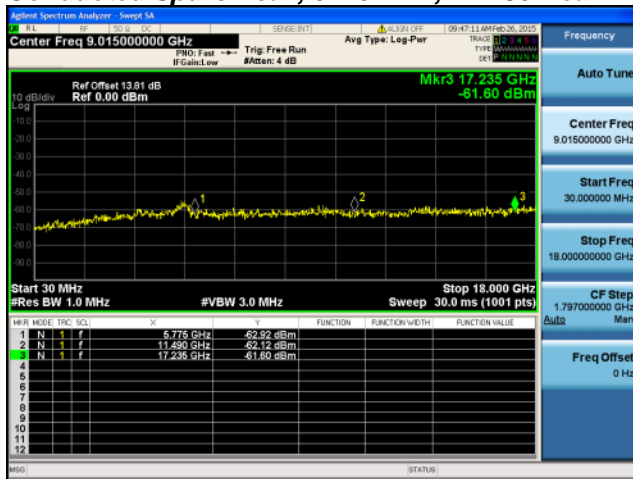
Antenna C



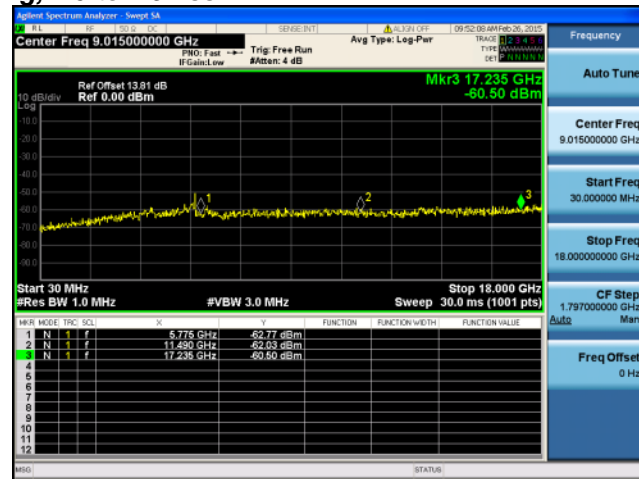
Antenna D



Conducted Spurs Peak, 5775 MHz, VHT80 Beam Forming, M0 to M9 2ss



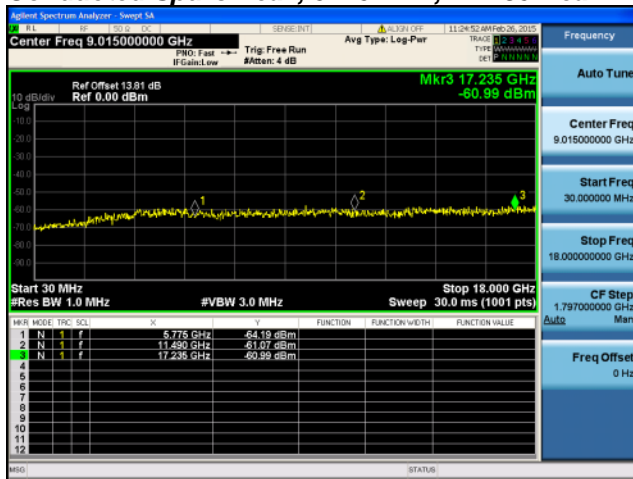
Antenna A



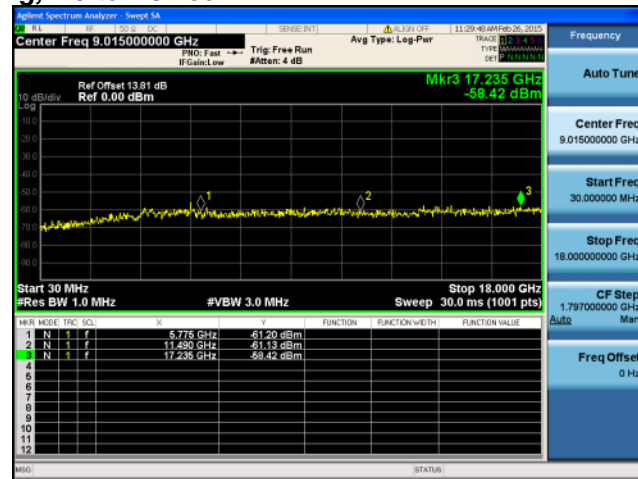
Antenna B



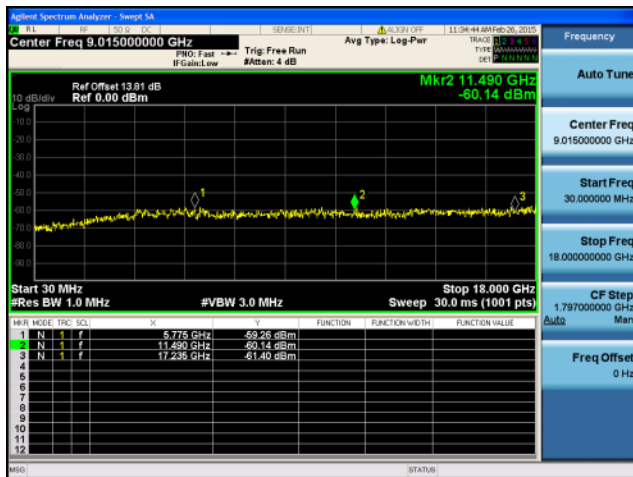
Conducted Spurs Peak, 5775 MHz, VHT80 Beam Forming, M0 to M9 2ss



Antenna A



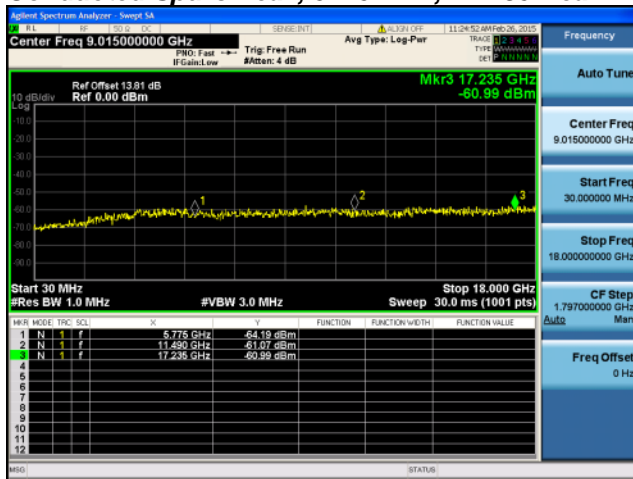
Antenna B



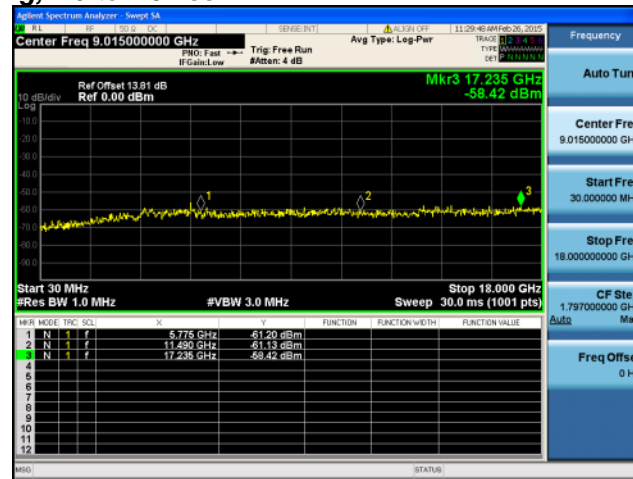
Antenna C



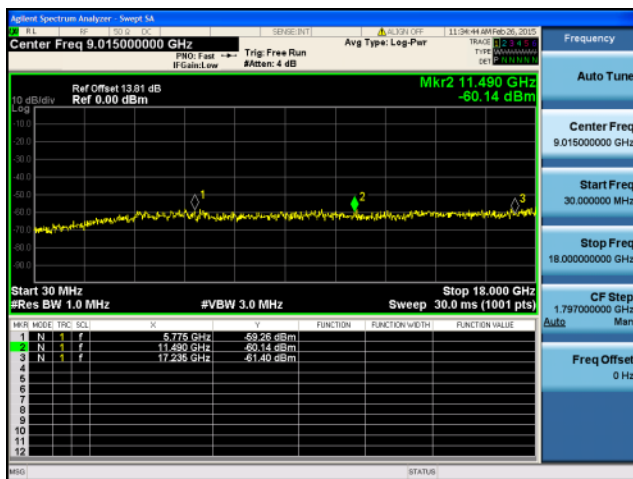
Conducted Spurs Peak, 5775 MHz, VHT80 Beam Forming, M0 to M9 2ss



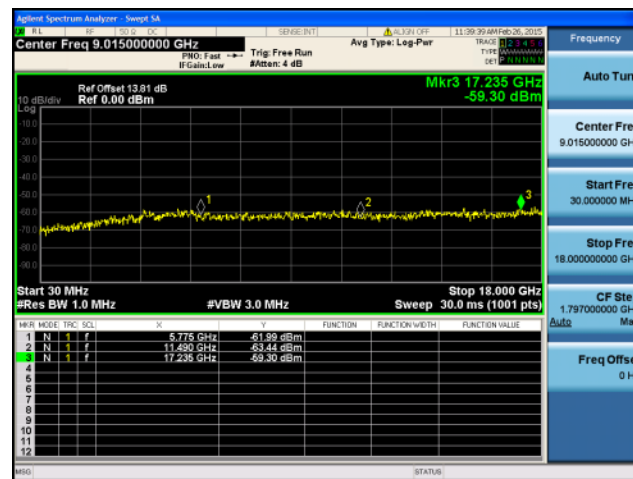
Antenna A



Antenna B



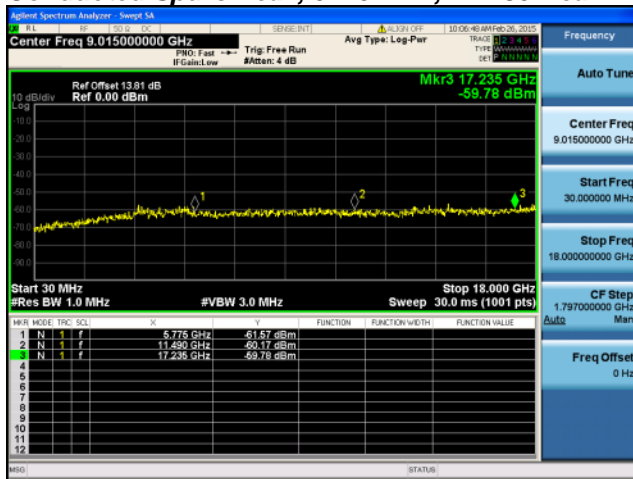
Antenna C



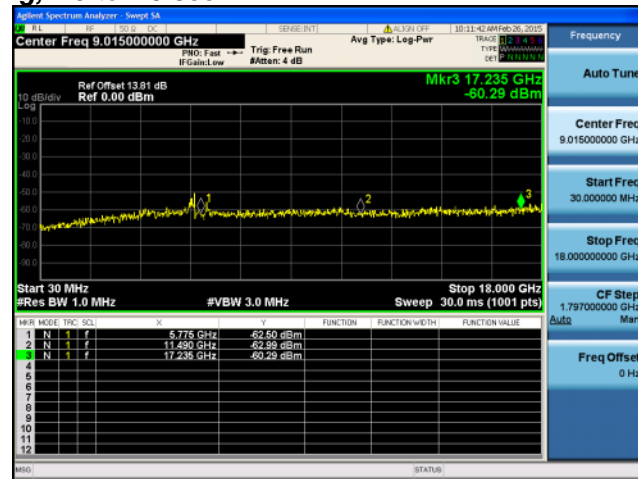
Antenna D



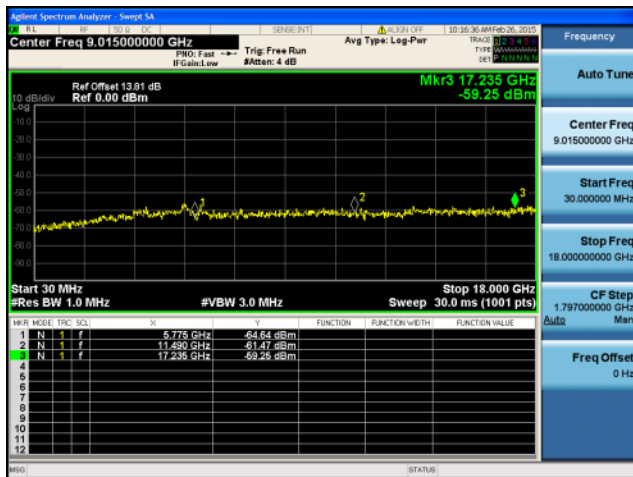
Conducted Spurs Peak, 5775 MHz, VHT80 Beam Forming, M0 to M9 3ss



Antenna A



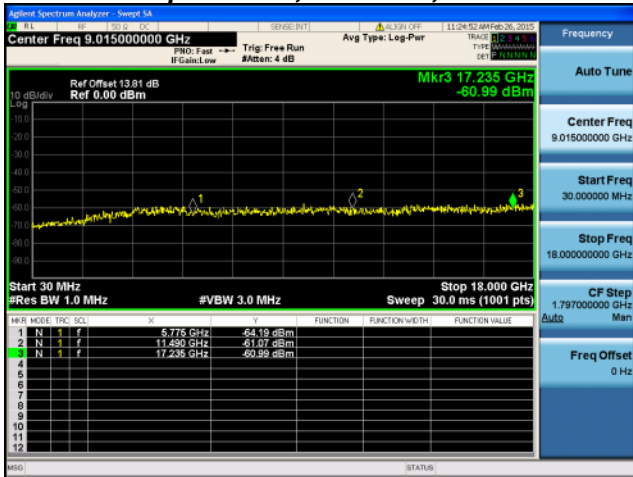
Antenna B



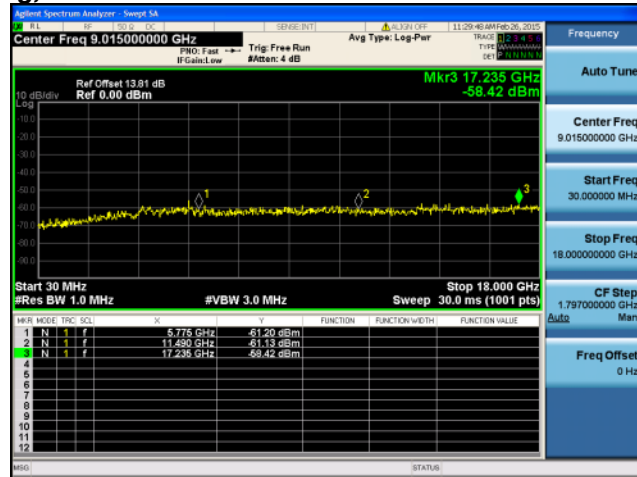
Antenna C



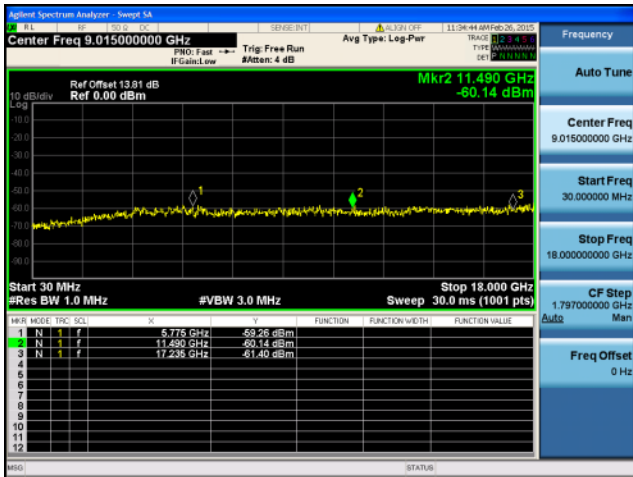
Conducted Spurs Peak, 5775 MHz, VHT80 Beam Forming, M0 to M9 3ss



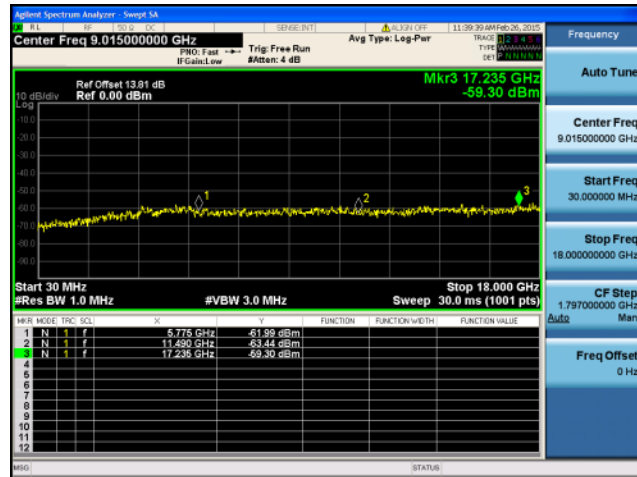
Antenna A



Antenna B



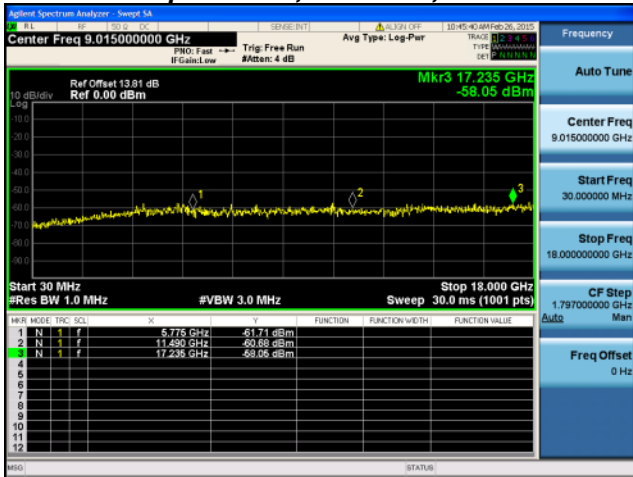
Antenna C



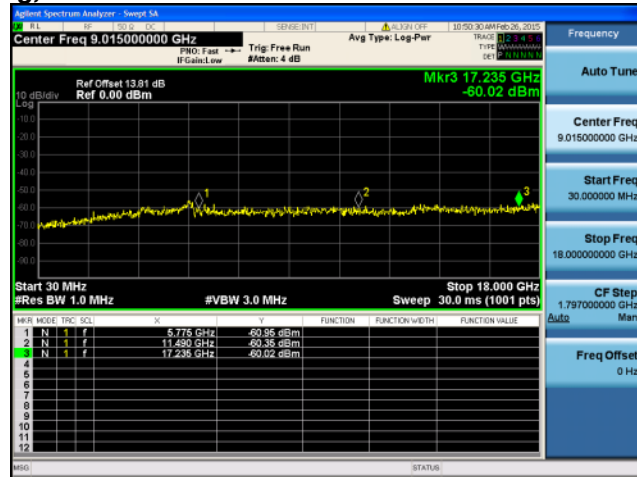
Antenna D



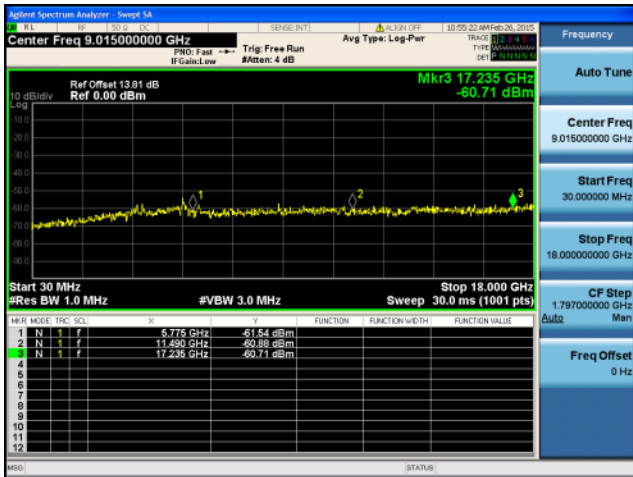
Conducted Spurs Peak, 5775 MHz, VHT80 Beam Forming, M0 to M9 4ss



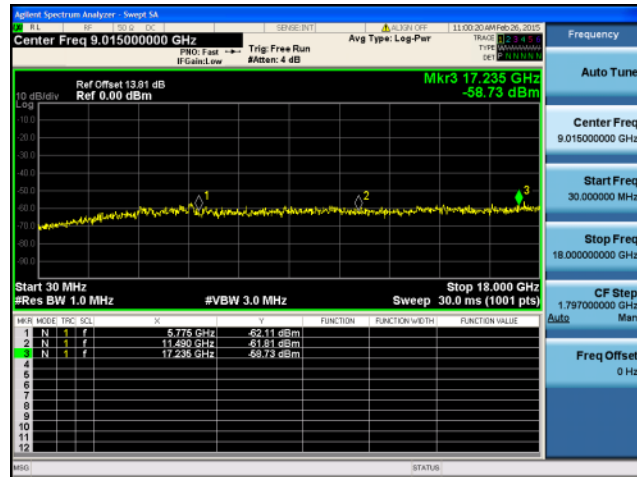
Antenna A



Antenna B



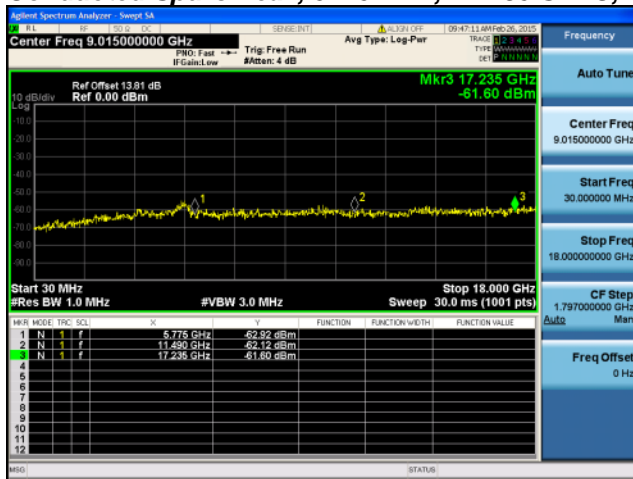
Antenna C



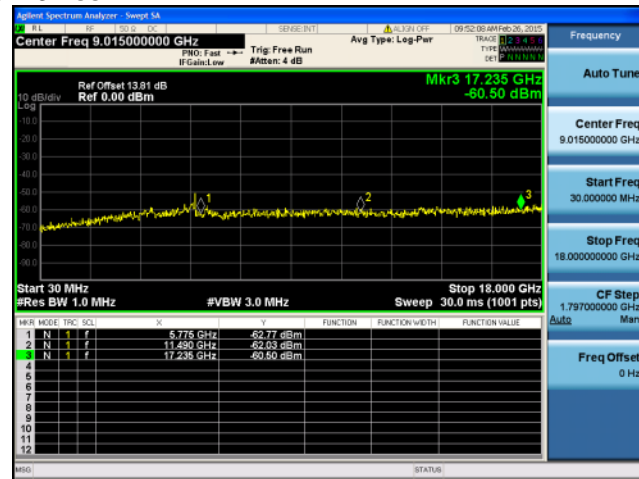
Antenna D



Conducted Spurs Peak, 5775 MHz, VHT80 STBC, M0 to M9 2ss



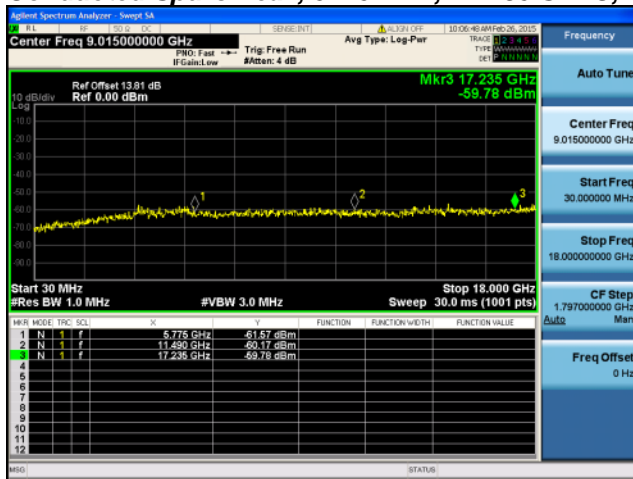
Antenna A



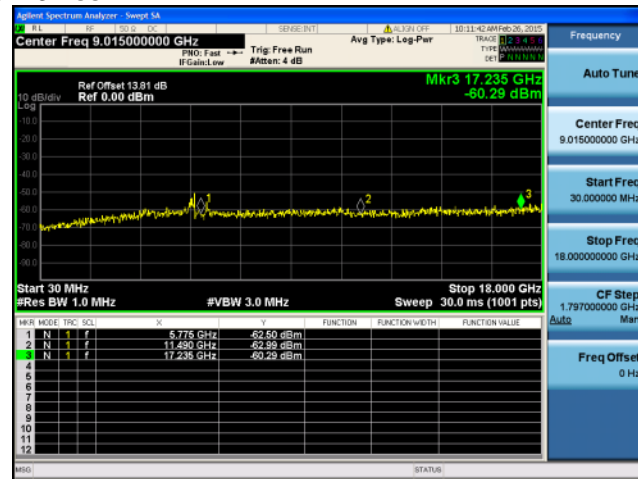
Antenna B



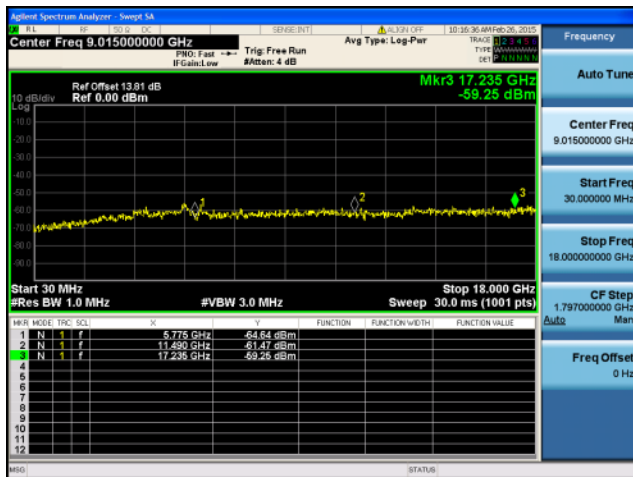
Conducted Spurs Peak, 5775 MHz, VHT80 STBC, M0 to M9 2ss



Antenna A



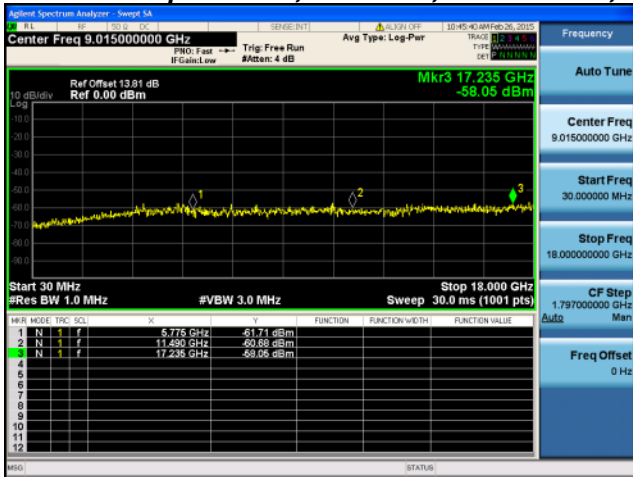
Antenna B



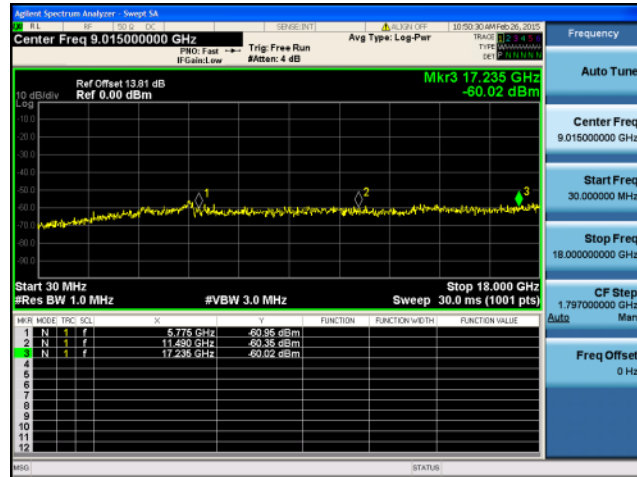
Antenna C



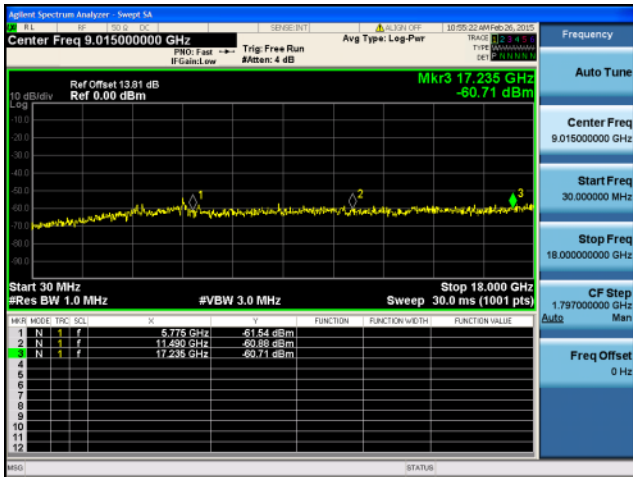
Conducted Spurs Peak, 5775 MHz, VHT80 STBC, M0 to M9 2ss



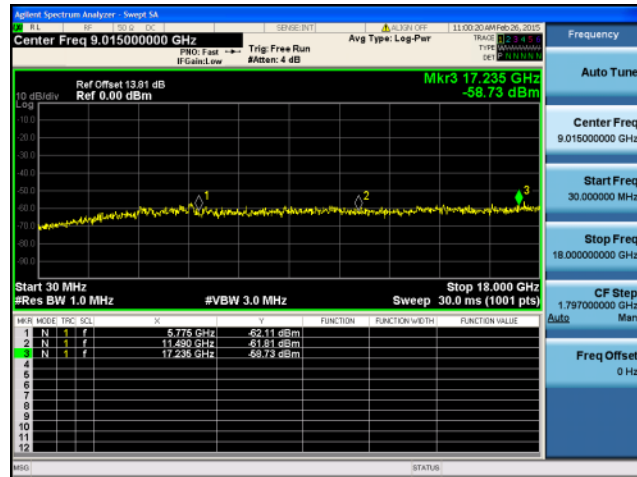
Antenna A



Antenna B



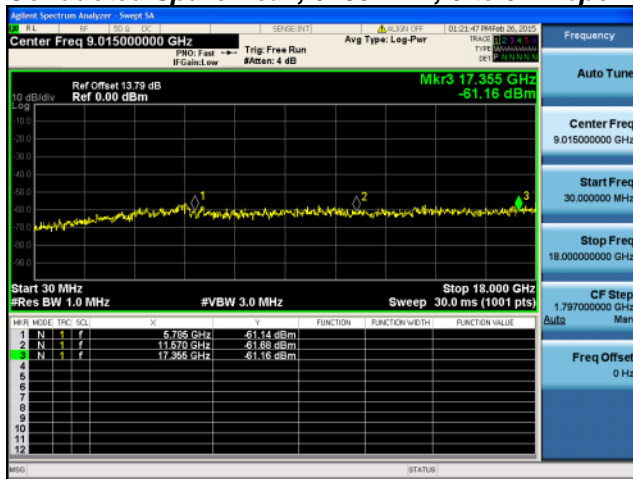
Antenna C



Antenna D



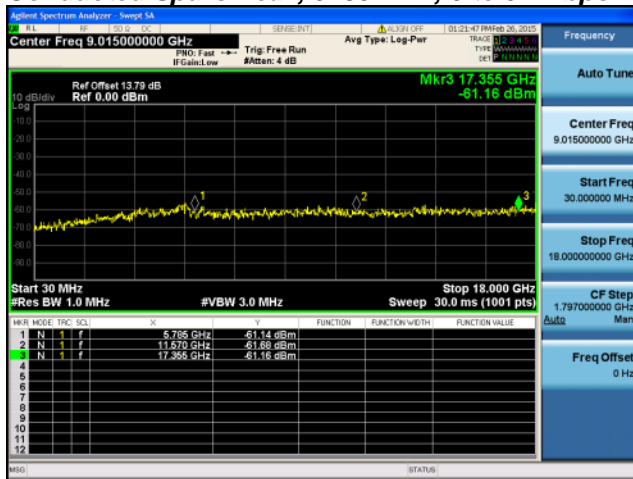
Conducted Spurs Peak, 5785 MHz, 6 to 54 Mbps



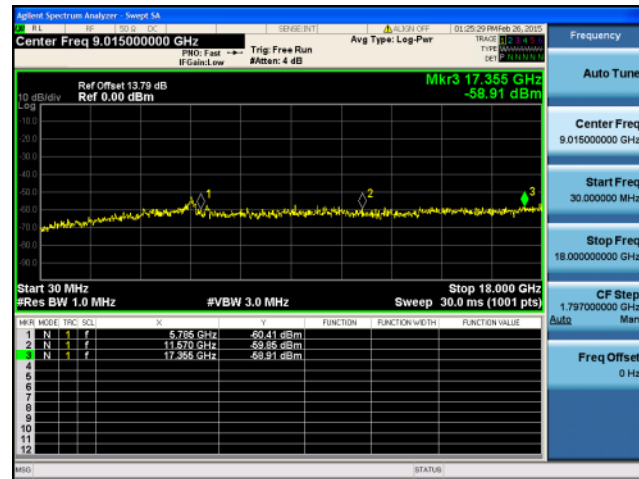
Antenna A



Conducted Spurs Peak, 5785 MHz, 6 to 54 Mbps



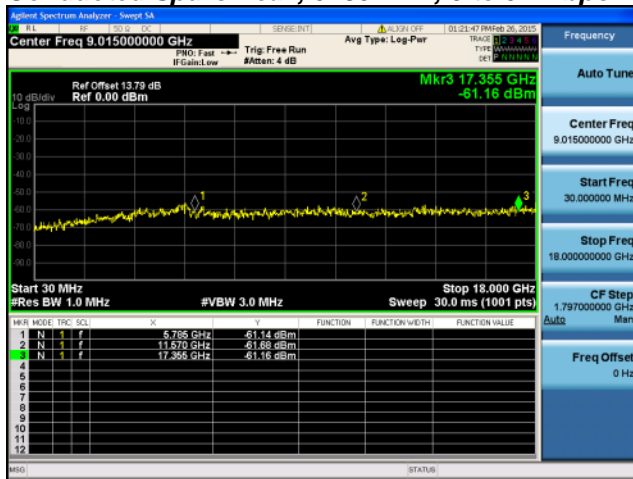
Antenna A



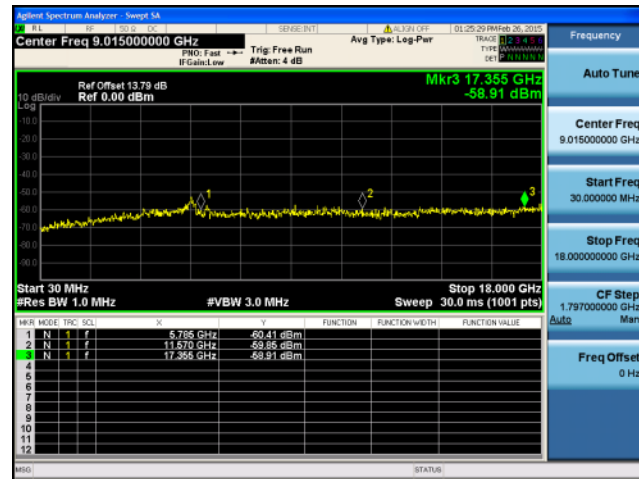
Antenna B



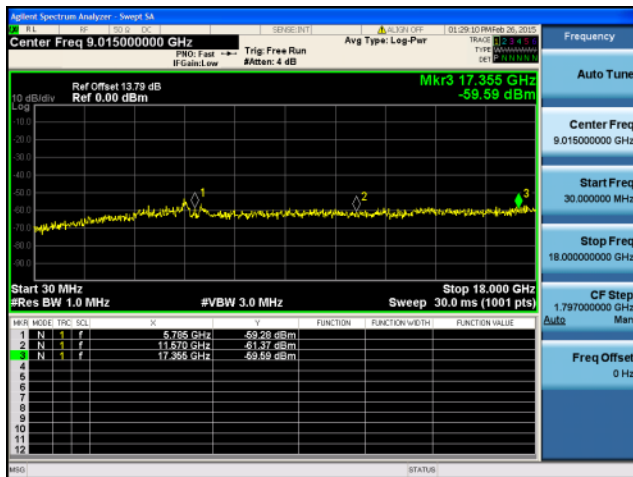
Conducted Spurs Peak, 5785 MHz, 6 to 54 Mbps



Antenna A



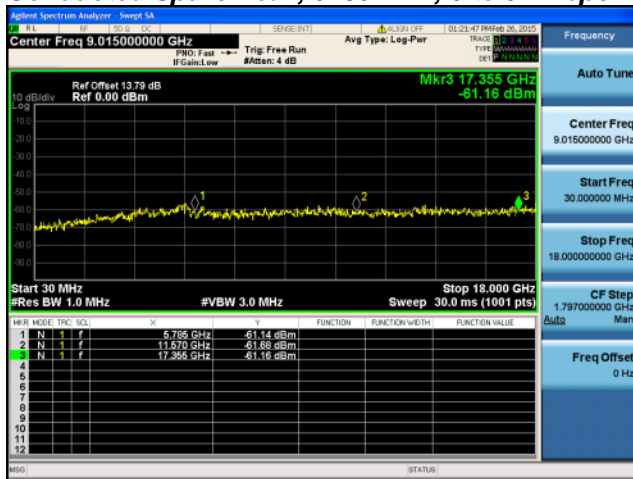
Antenna B



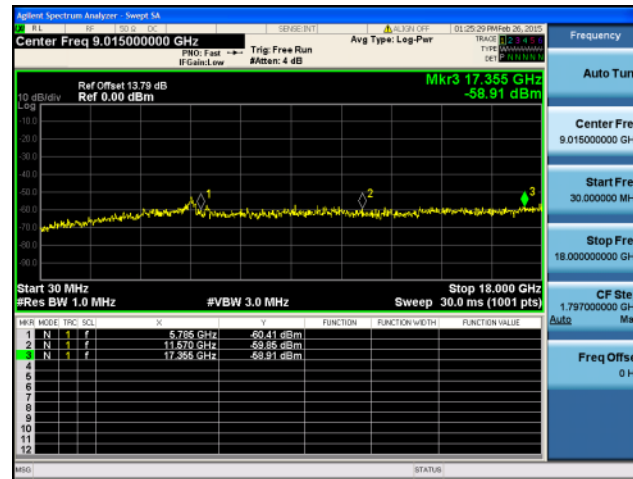
Antenna C



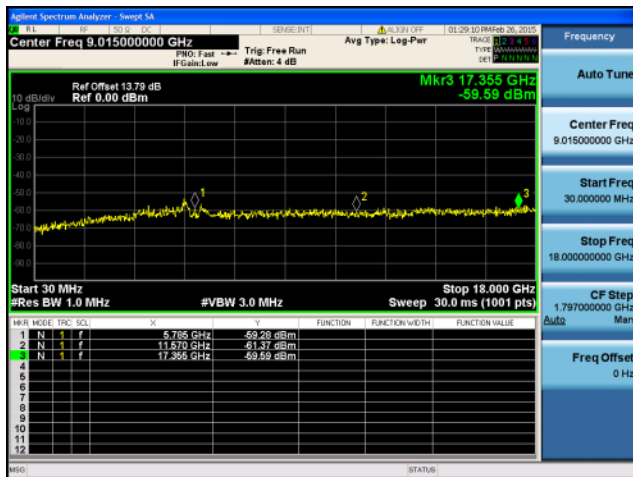
Conducted Spurs Peak, 5785 MHz, 6 to 54 Mbps



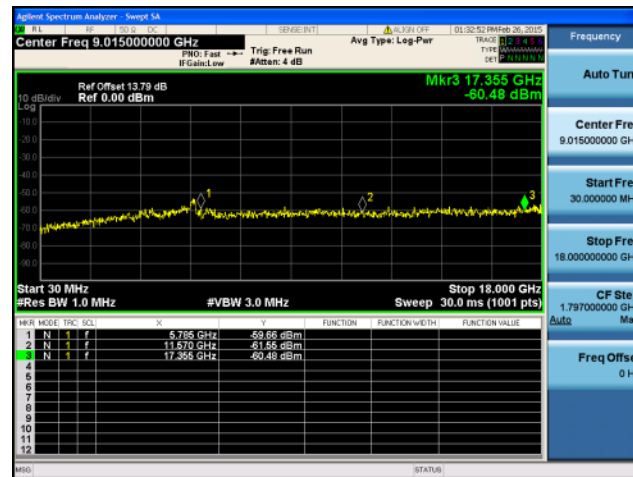
Antenna A



Antenna B



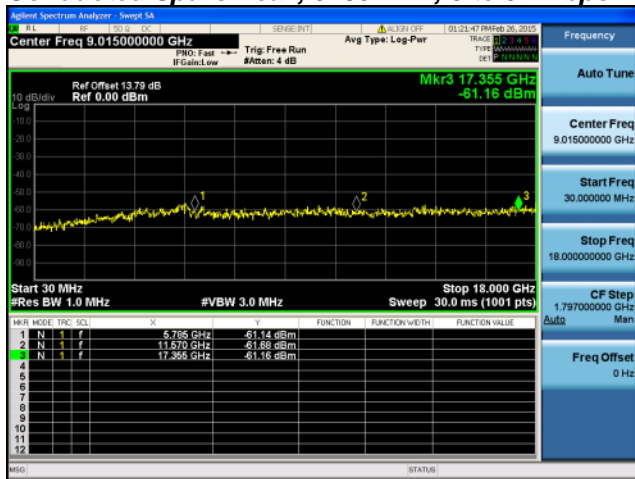
Antenna C



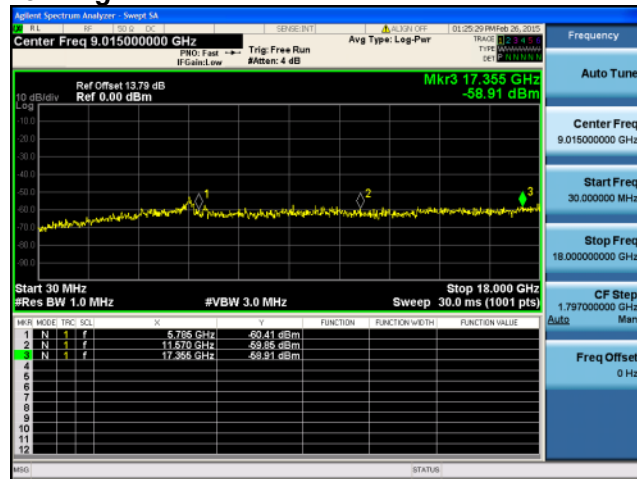
Antenna D



Conducted Spurs Peak, 5785 MHz, 6 to 54 Mbps Beam Forming



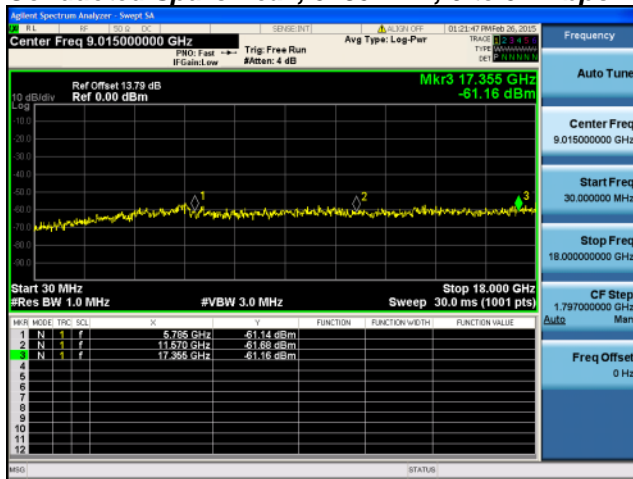
Antenna A



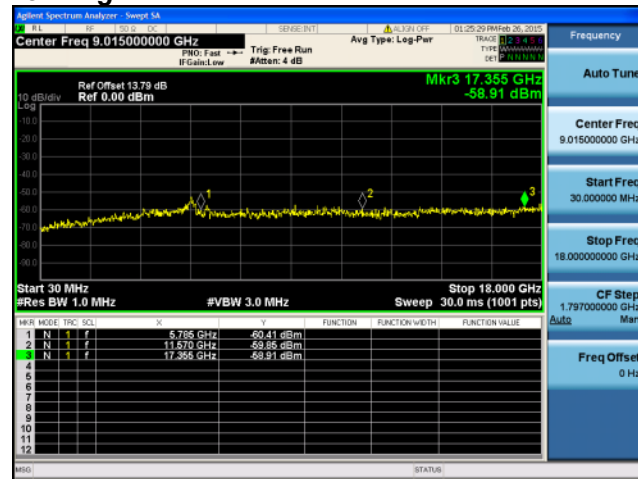
Antenna B



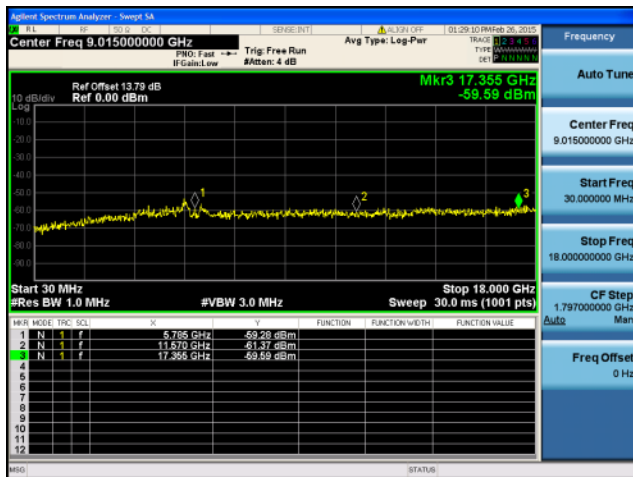
Conducted Spurs Peak, 5785 MHz, 6 to 54 Mbps Beam Forming



Antenna A



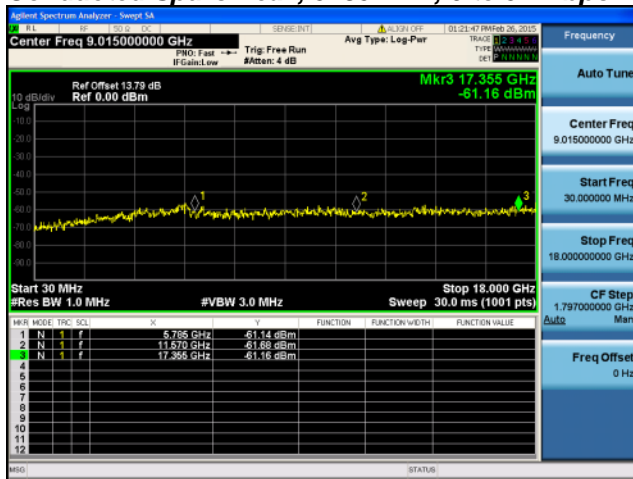
Antenna B



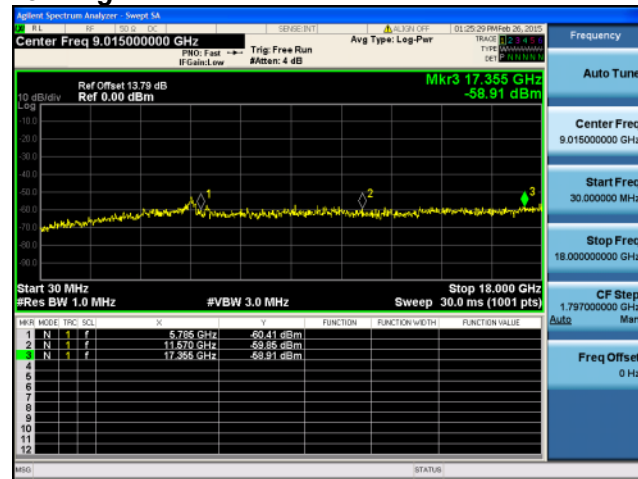
Antenna C



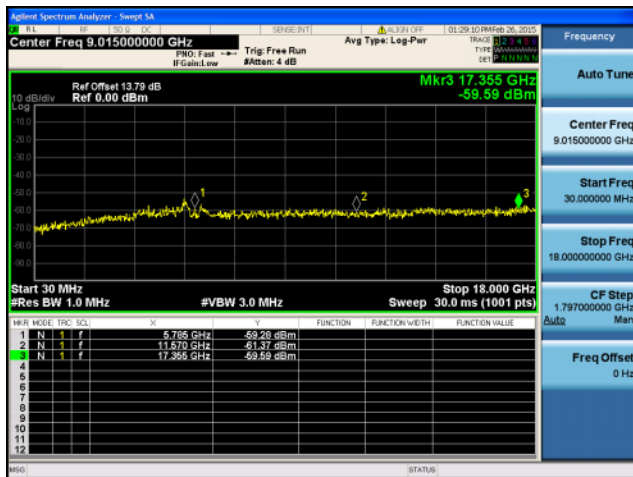
Conducted Spurs Peak, 5785 MHz, 6 to 54 Mbps Beam Forming



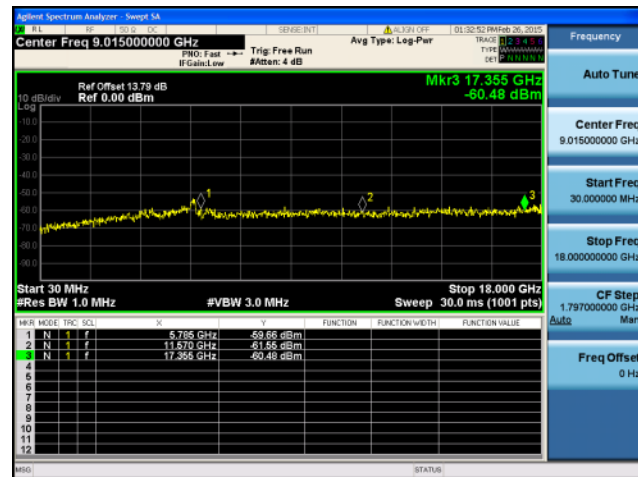
Antenna A



Antenna B



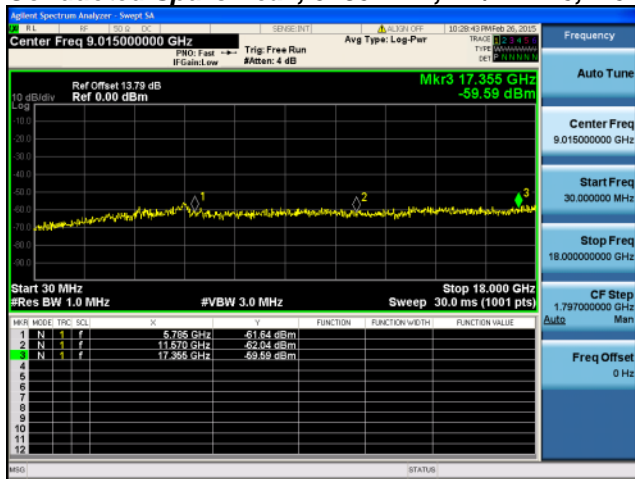
Antenna C



Antenna D



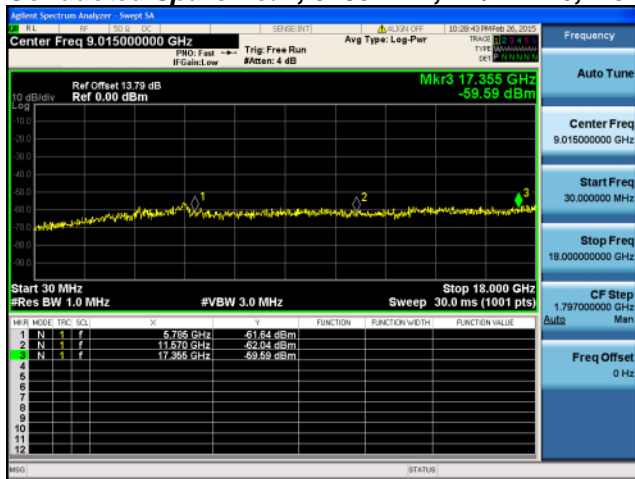
Conducted Spurs Peak, 5785 MHz, HT/VHT20, M0 to M7, M0 to M9 1ss



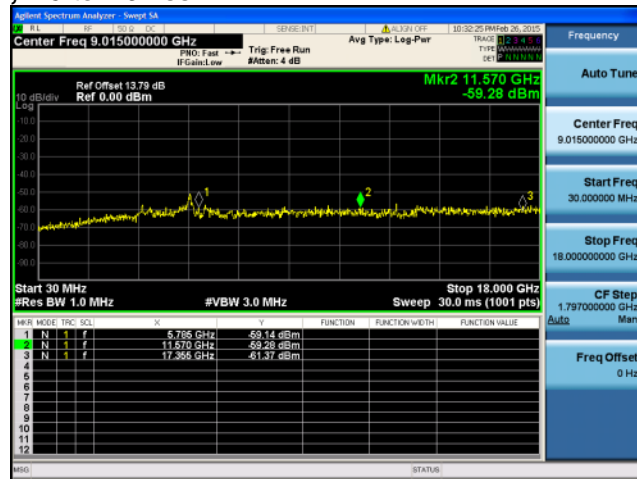
Antenna A



Conducted Spurs Peak, 5785 MHz, HT/VHT20, M0 to M7, M0 to M9 1ss



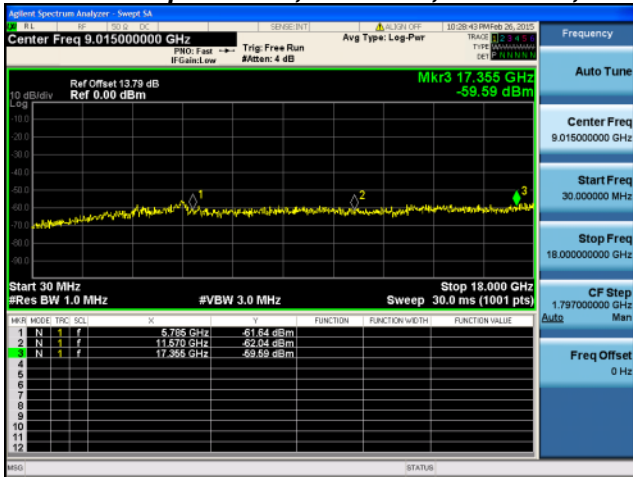
Antenna A



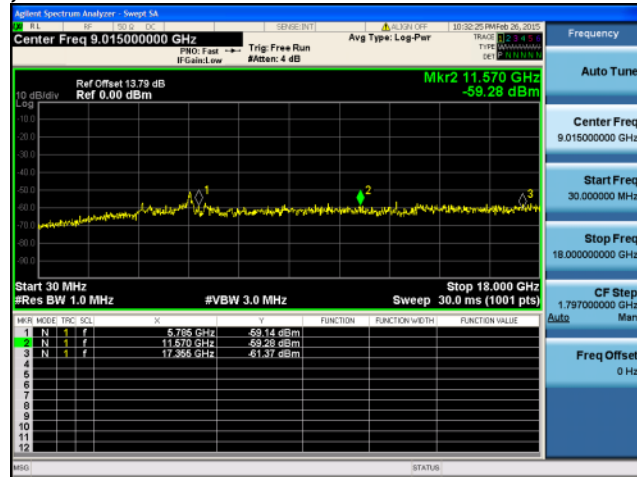
Antenna B



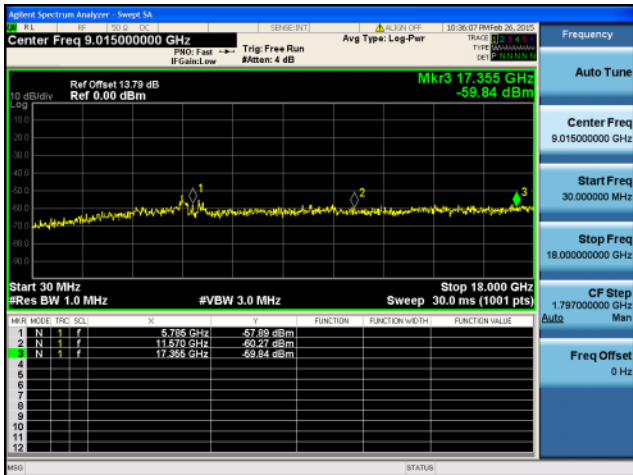
Conducted Spurs Peak, 5785 MHz, HT/VHT20, M0 to M7, M0 to M9 1ss



Antenna A



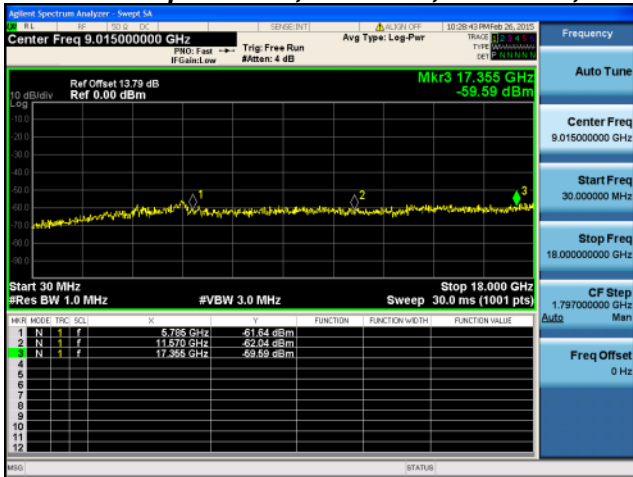
Antenna B



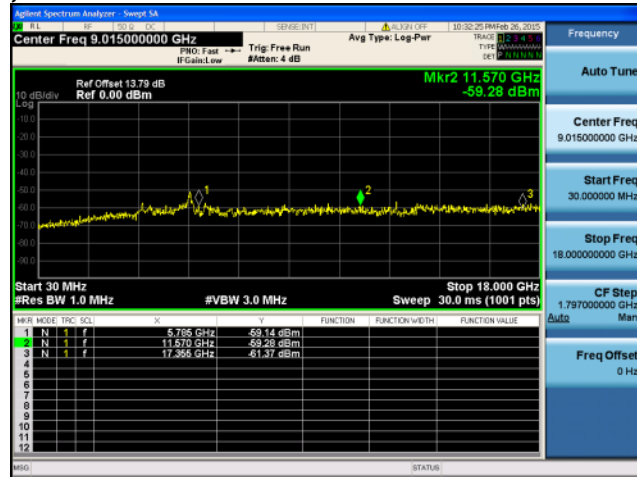
Antenna C



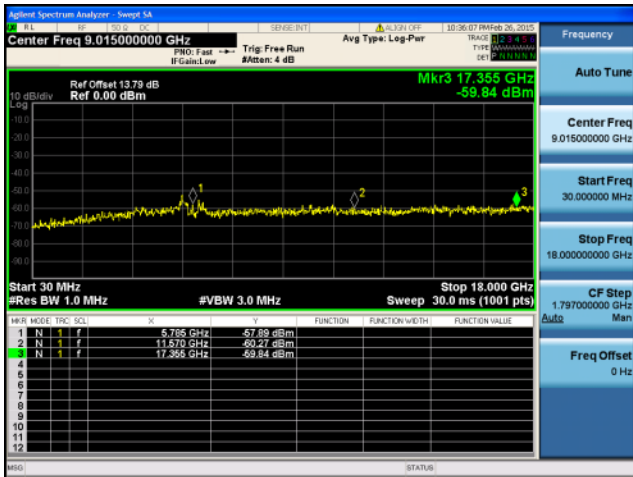
Conducted Spurs Peak, 5785 MHz, HT/VHT20, M0 to M7, M0 to M9 1ss



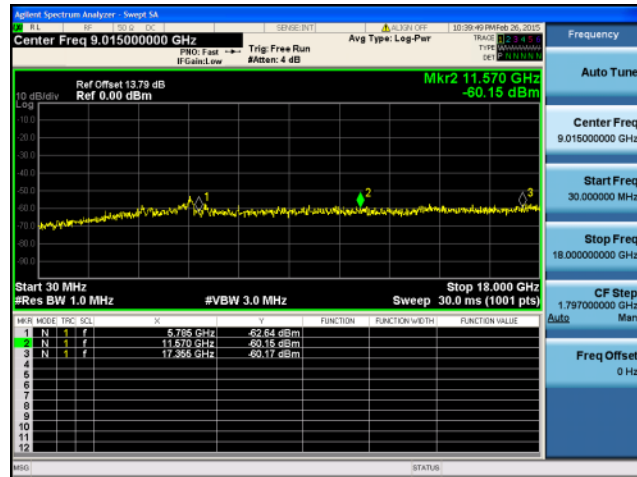
Antenna A



Antenna B



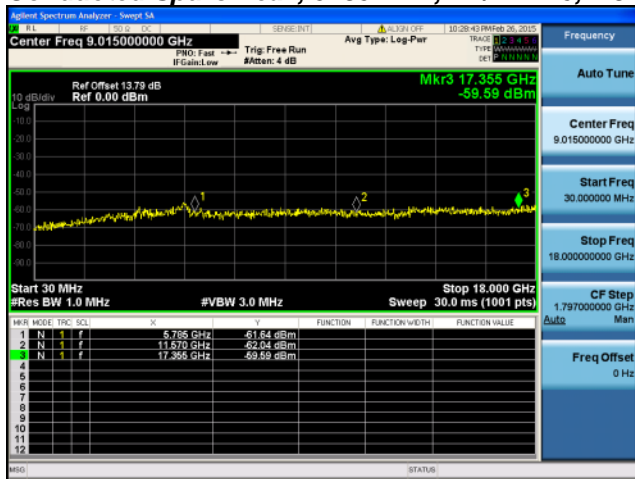
Antenna C



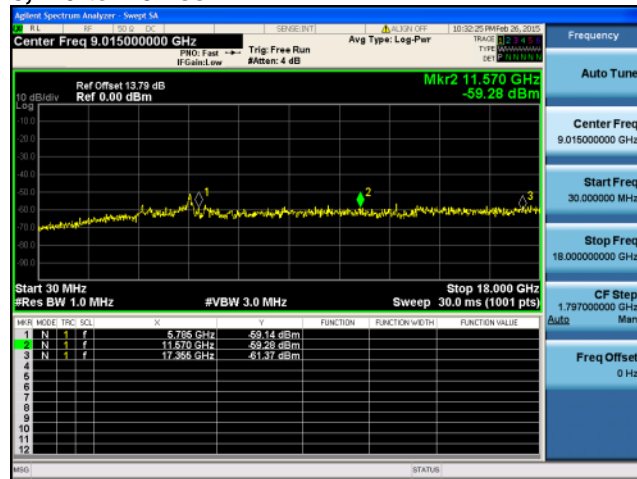
Antenna D



Conducted Spurs Peak, 5785 MHz, HT/VHT20, M8 to M15, M0 to M9 2ss



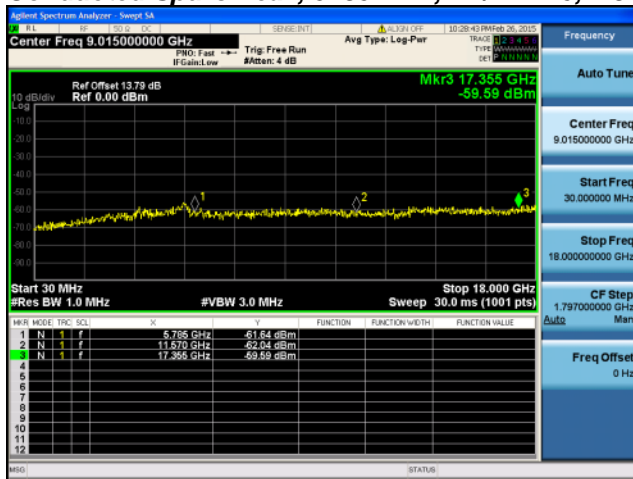
Antenna A



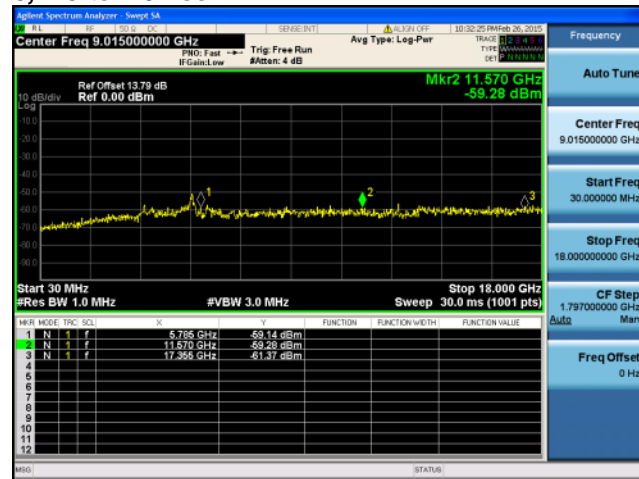
Antenna B



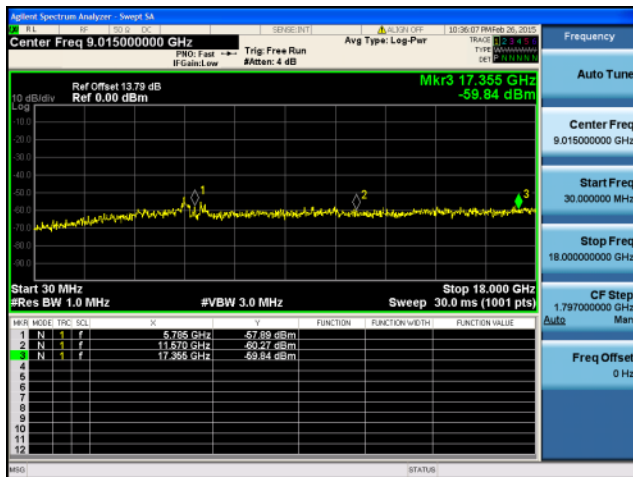
Conducted Spurs Peak, 5785 MHz, HT/VHT20, M8 to M15, M0 to M9 2ss



Antenna A



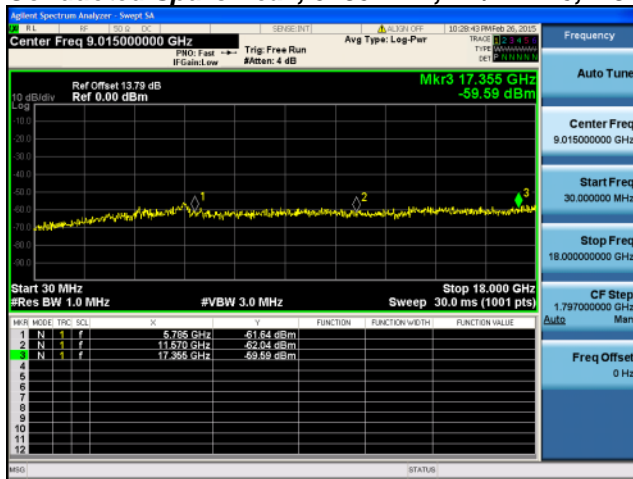
Antenna B



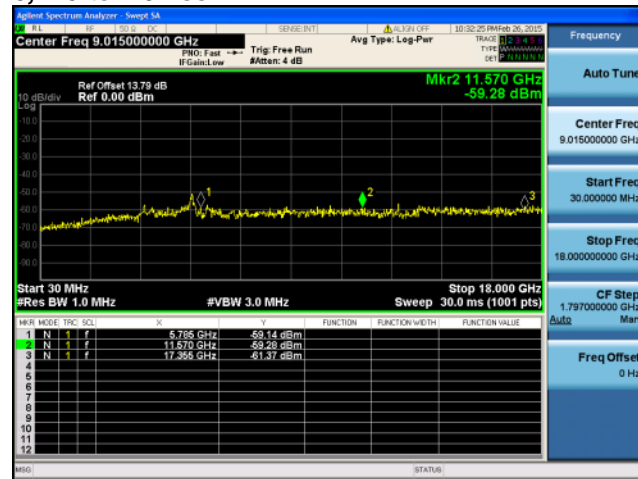
Antenna C



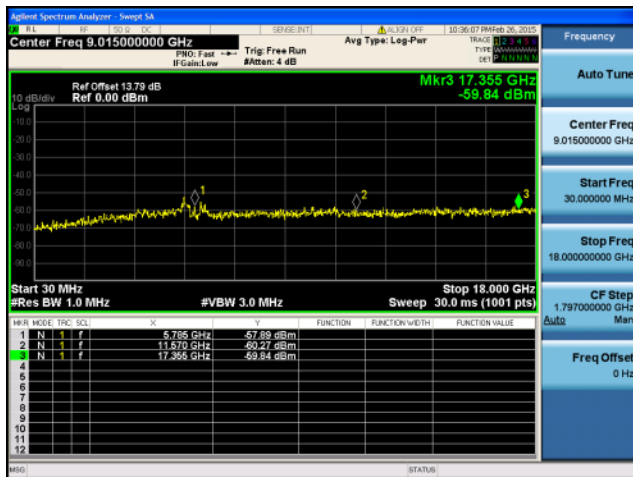
Conducted Spurs Peak, 5785 MHz, HT/VHT20, M8 to M15, M0 to M9 2ss



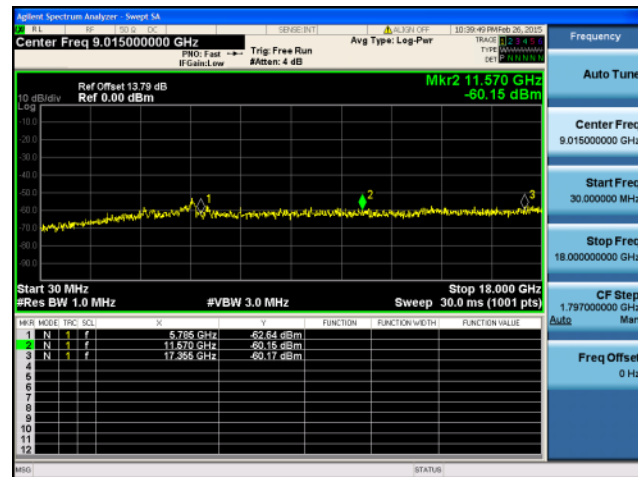
Antenna A



Antenna B



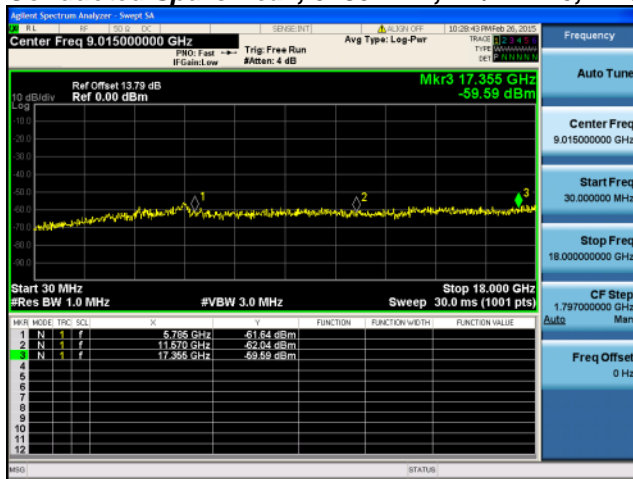
Antenna C



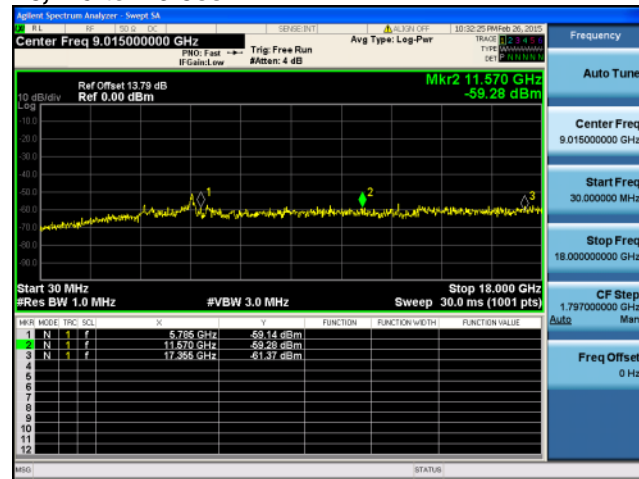
Antenna D



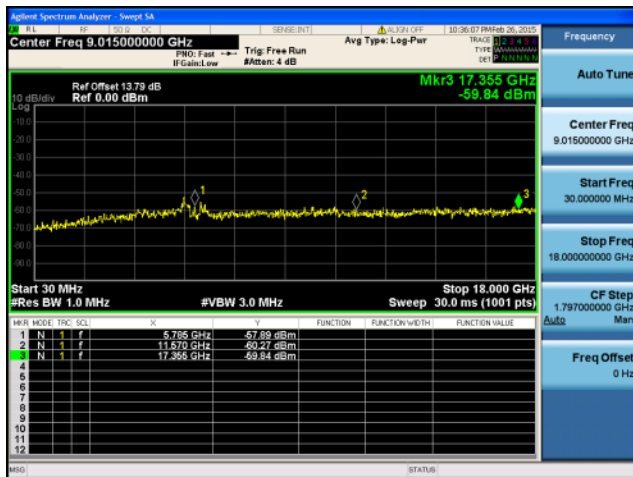
Conducted Spurs Peak, 5785 MHz, HT/VHT20, M16 to M23, M0 to M9 3ss



Antenna A



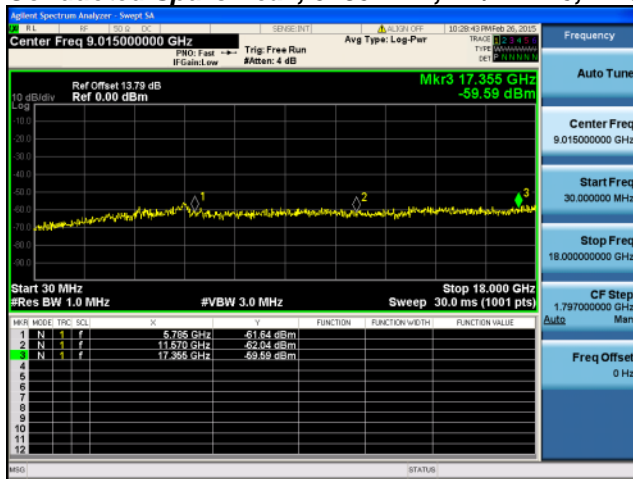
Antenna B



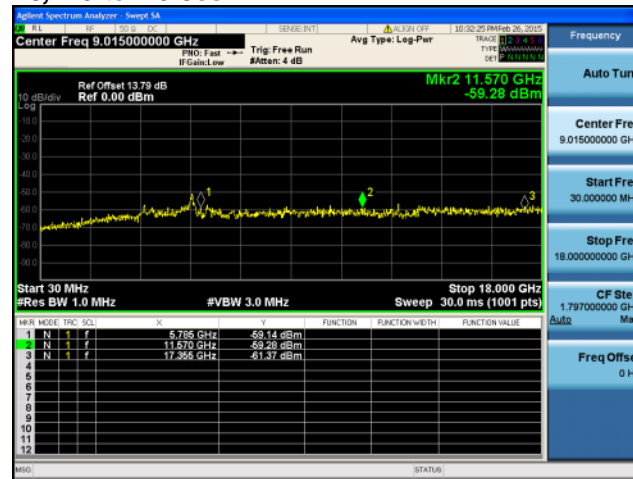
Antenna C



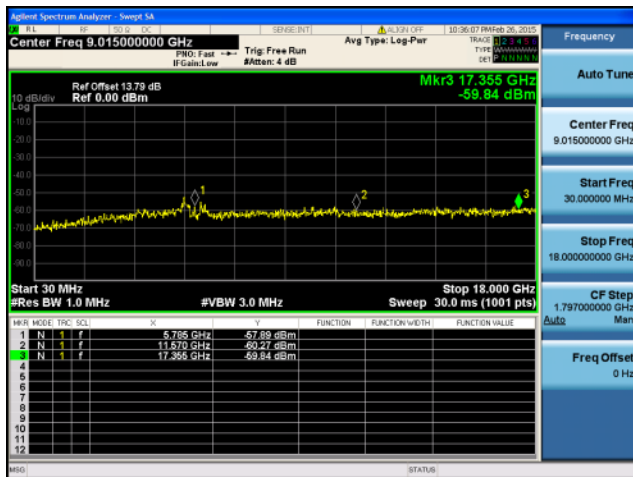
Conducted Spurs Peak, 5785 MHz, HT/VHT20, M16 to M23, M0 to M9 3ss



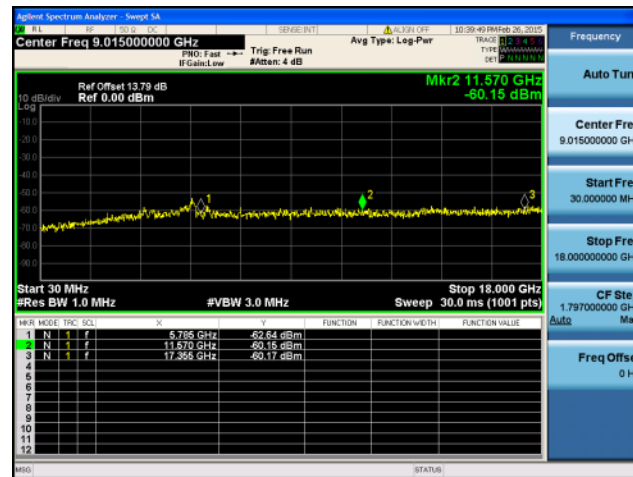
Antenna A



Antenna B



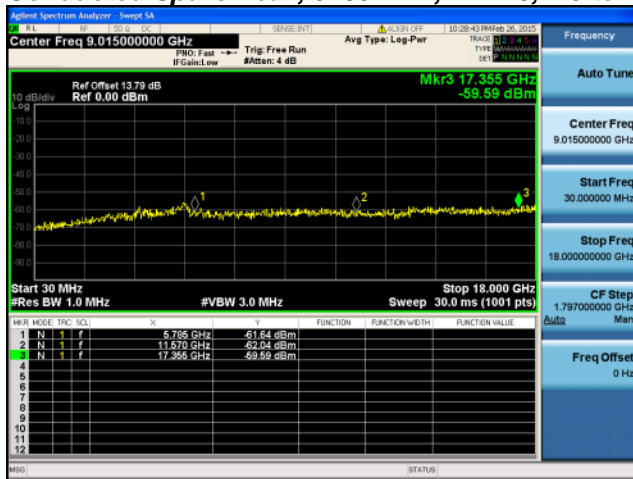
Antenna C



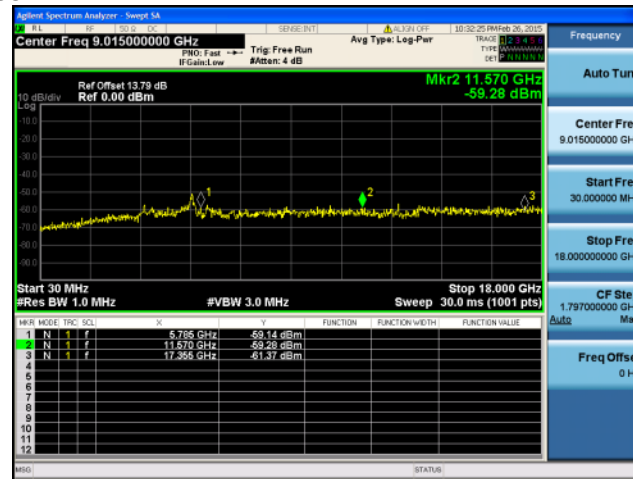
Antenna D



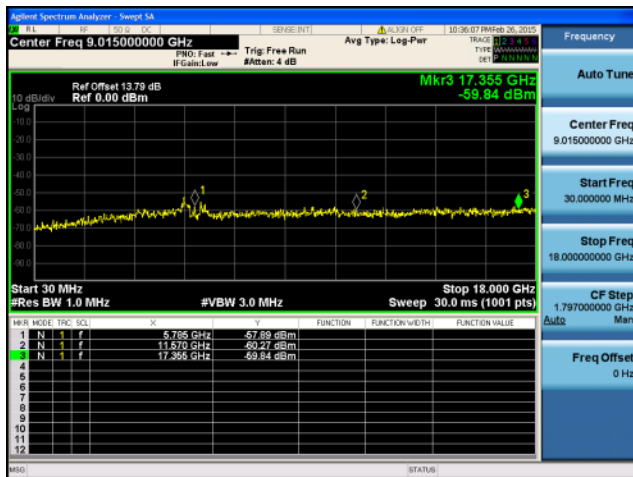
Conducted Spurs Peak, 5785 MHz, VHT20, M0 to M9 4ss



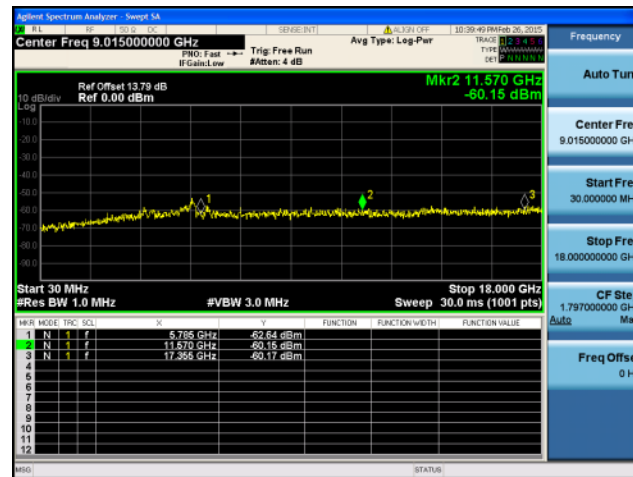
Antenna A



Antenna B



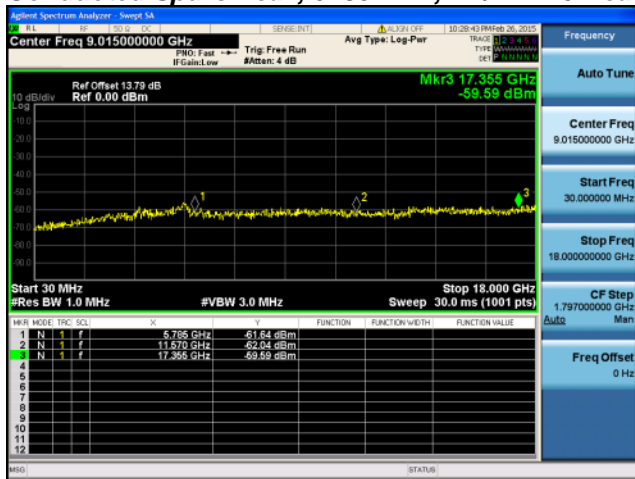
Antenna C



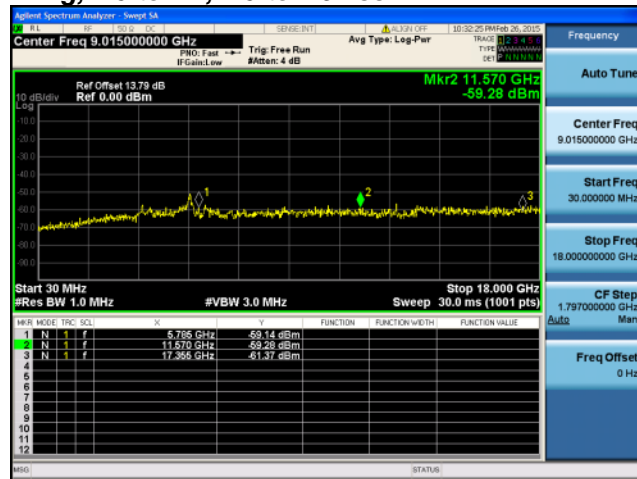
Antenna D



Conducted Spurs Peak, 5785 MHz, HT/VHT20 Beam Forming, M0 to M7, M0 to M9 1ss



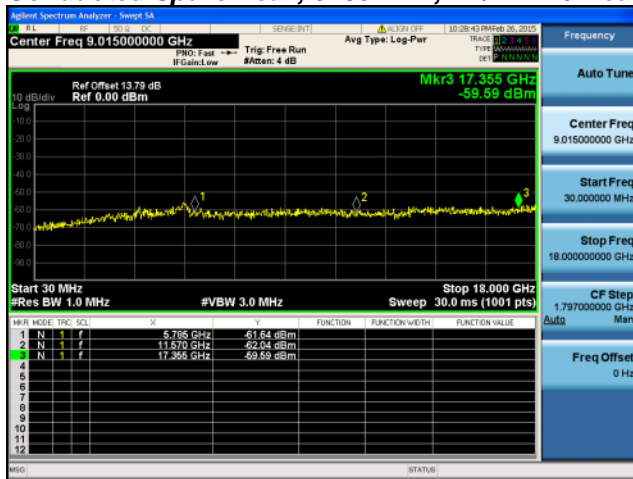
Antenna A



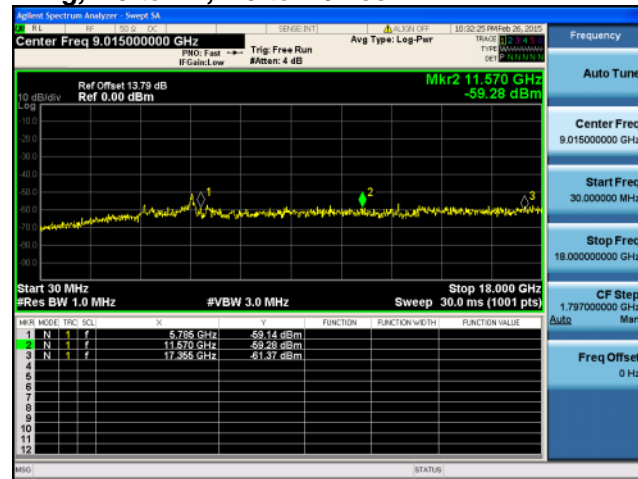
Antenna B



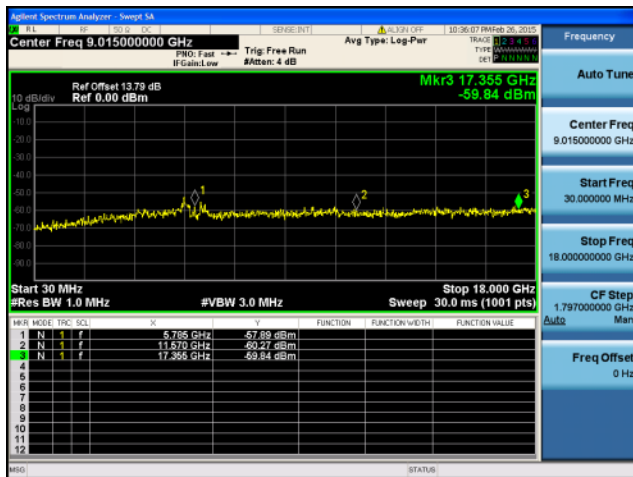
Conducted Spurs Peak, 5785 MHz, HT/VHT20 Beam Forming, M0 to M7, M0 to M9 1ss



Antenna A



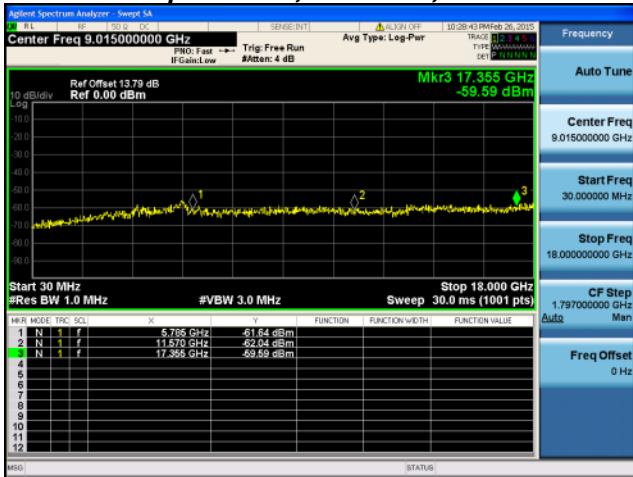
Antenna B



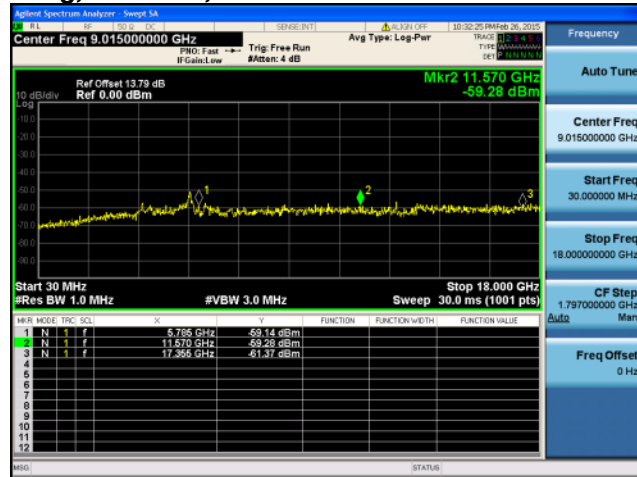
Antenna C



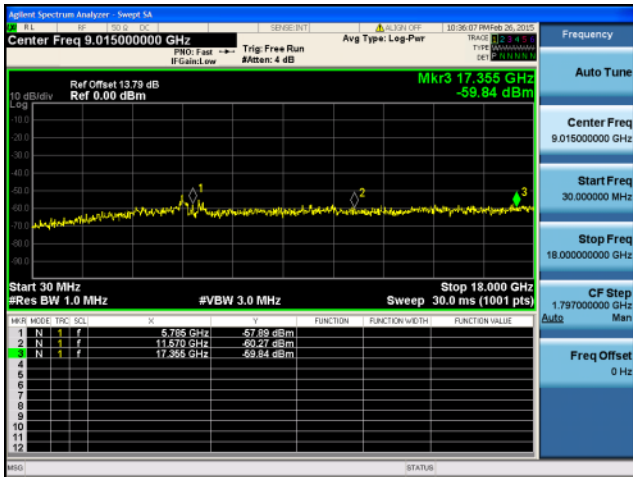
Conducted Spurs Peak, 5785 MHz, HT/VHT20 Beam Forming, M0 to M7, M0 to M9 1ss



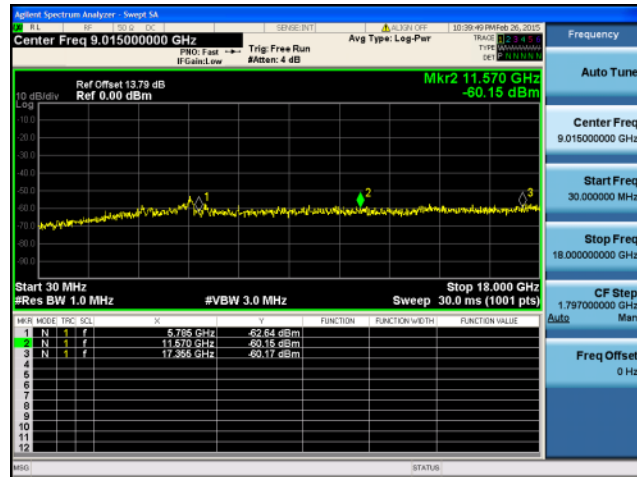
Antenna A



Antenna B



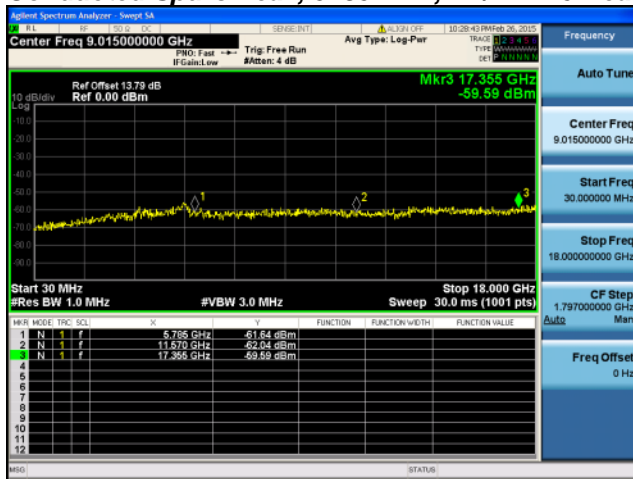
Antenna C



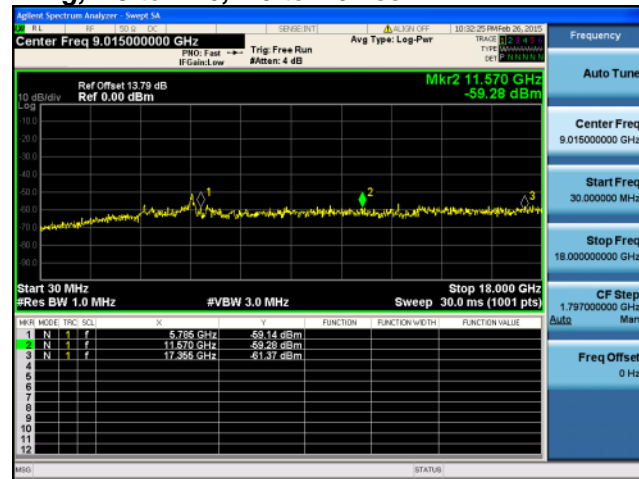
Antenna D



Conducted Spurs Peak, 5785 MHz, HT/VHT20 Beam Forming, M8 to M15, M0 to M9 2ss



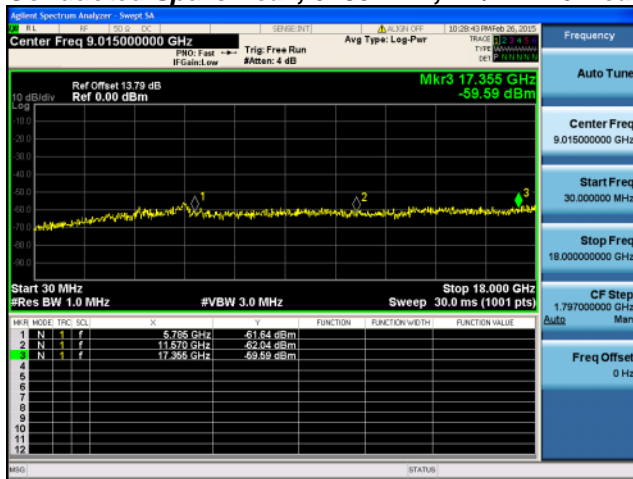
Antenna A



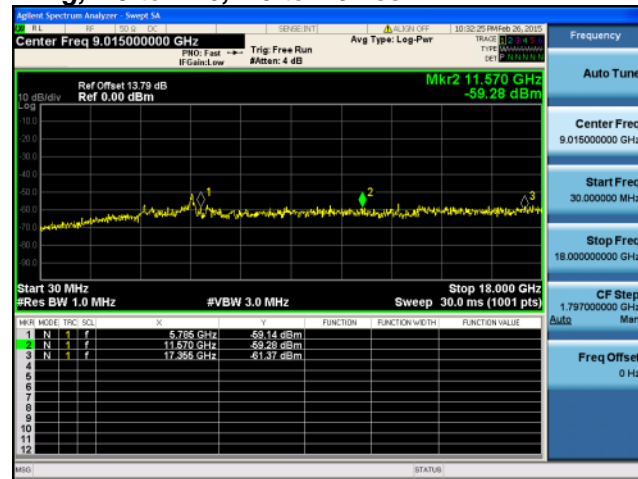
Antenna B



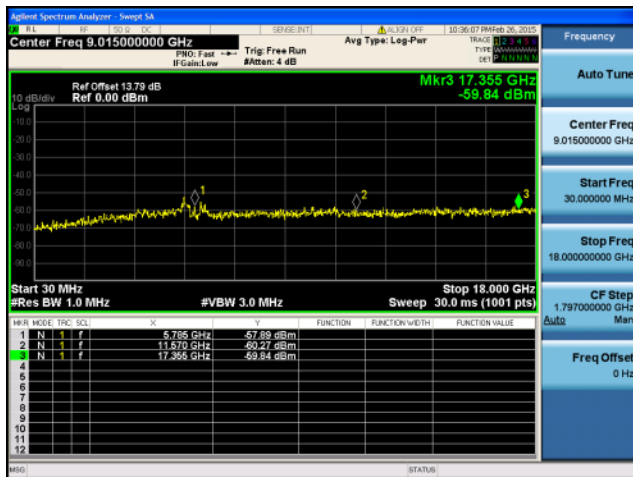
Conducted Spurs Peak, 5785 MHz, HT/VHT20 Beam Forming, M8 to M15, M0 to M9 2ss



Antenna A



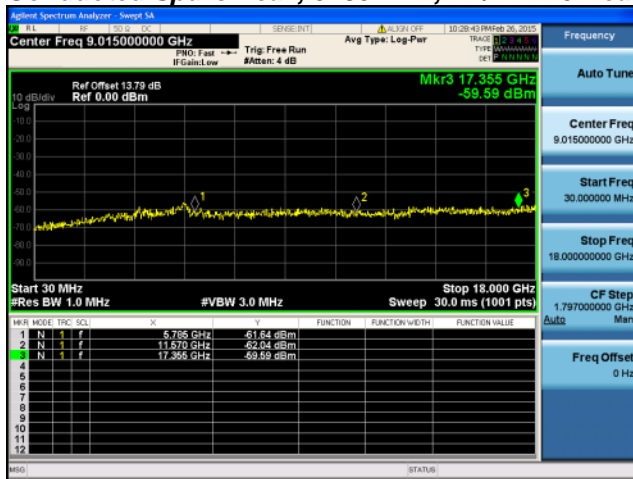
Antenna B



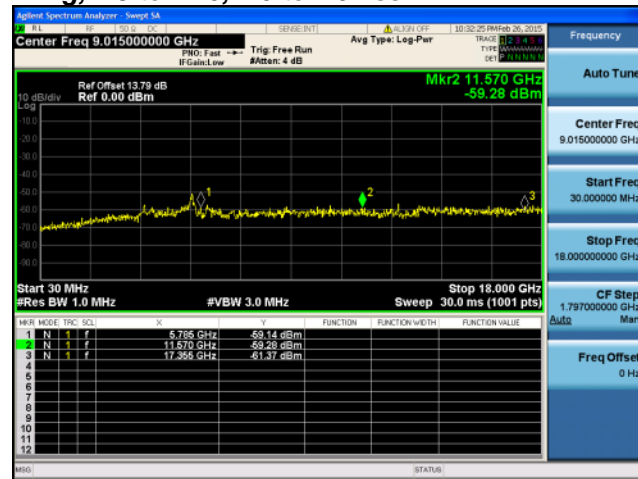
Antenna C



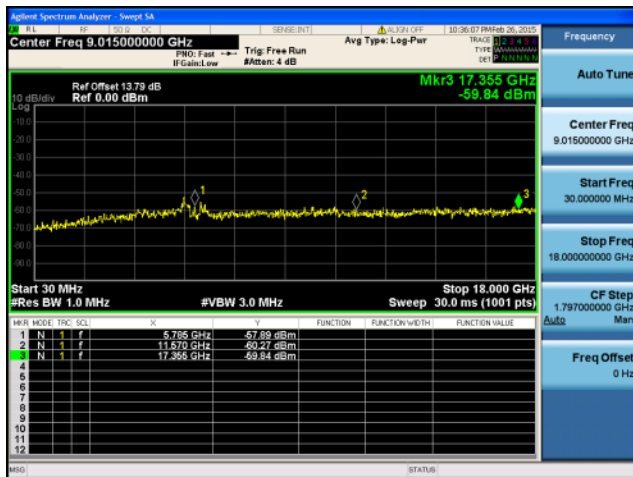
Conducted Spurs Peak, 5785 MHz, HT/VHT20 Beam Forming, M8 to M15, M0 to M9 2ss



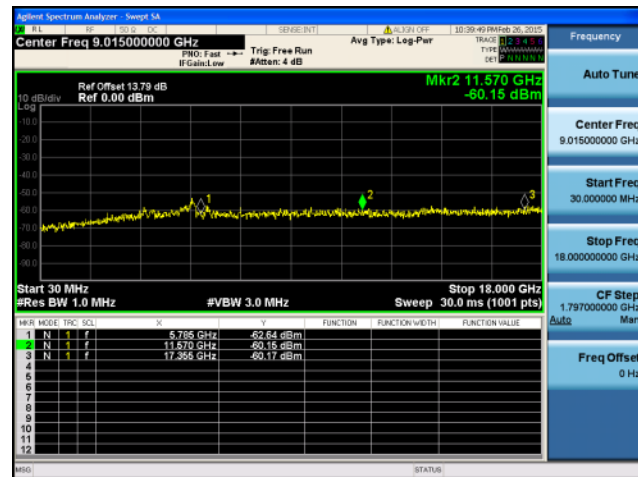
Antenna A



Antenna B



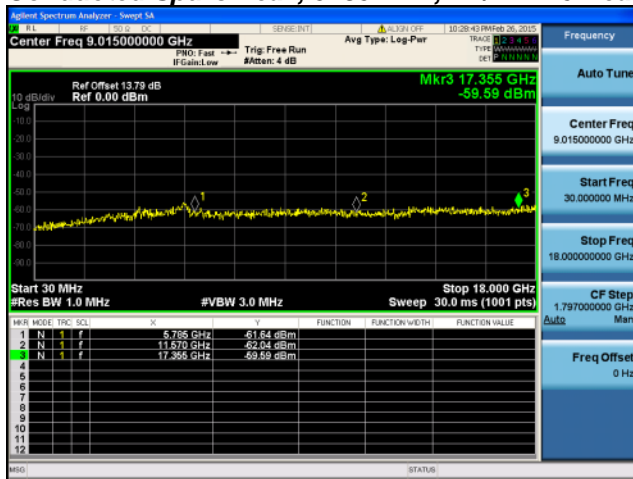
Antenna C



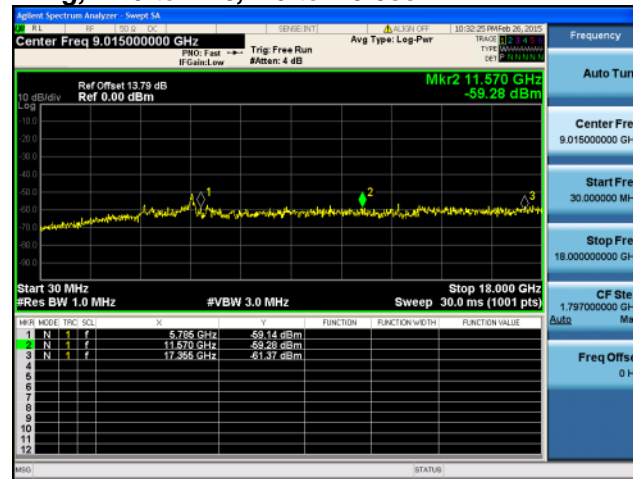
Antenna D



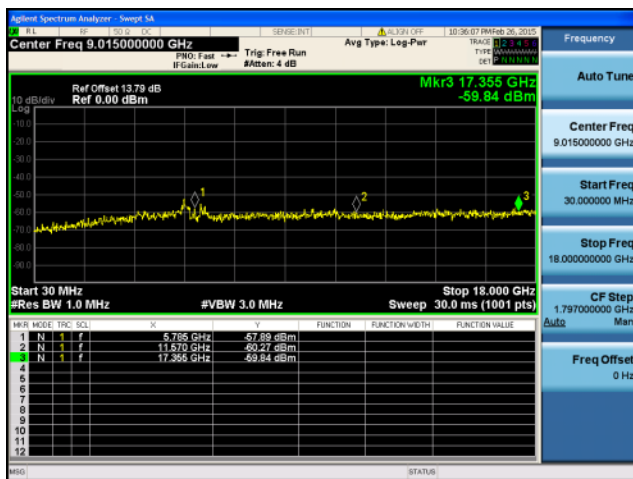
Conducted Spurs Peak, 5785 MHz, HT/VHT20 Beam Forming, M16 to M23, M0 to M9 3ss



Antenna A



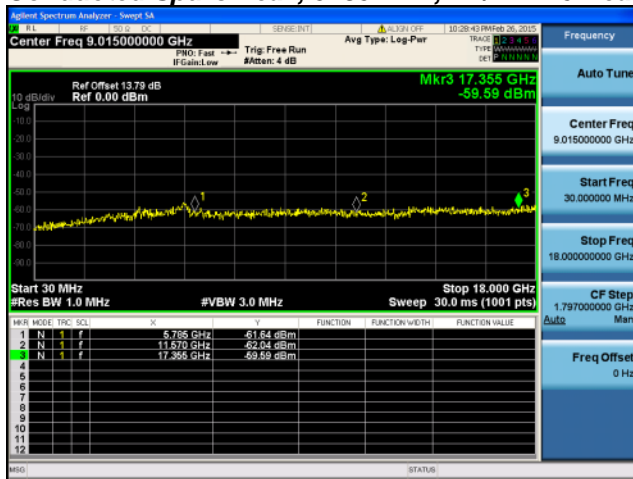
Antenna B



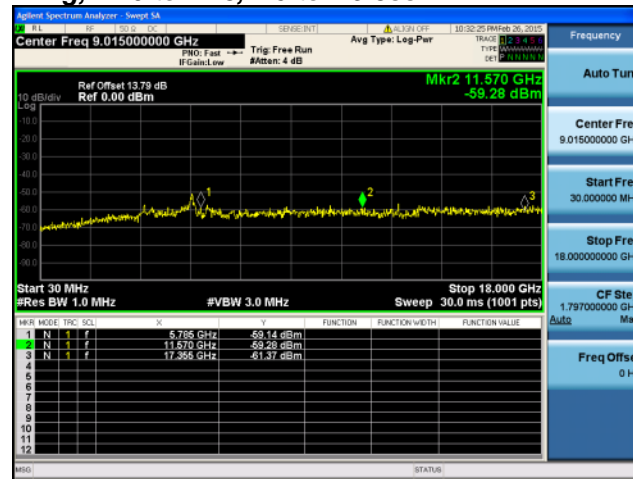
Antenna C



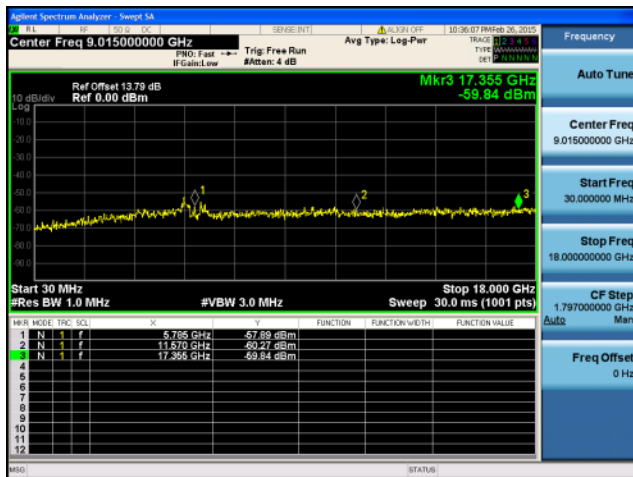
Conducted Spurs Peak, 5785 MHz, HT/VHT20 Beam Forming, M16 to M23, M0 to M9 3ss



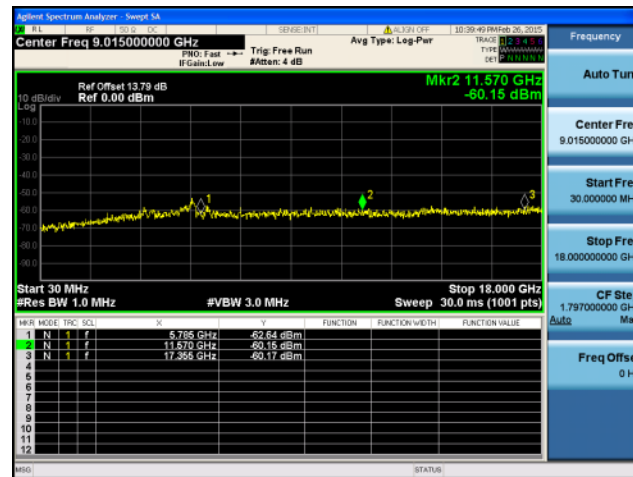
Antenna A



Antenna B



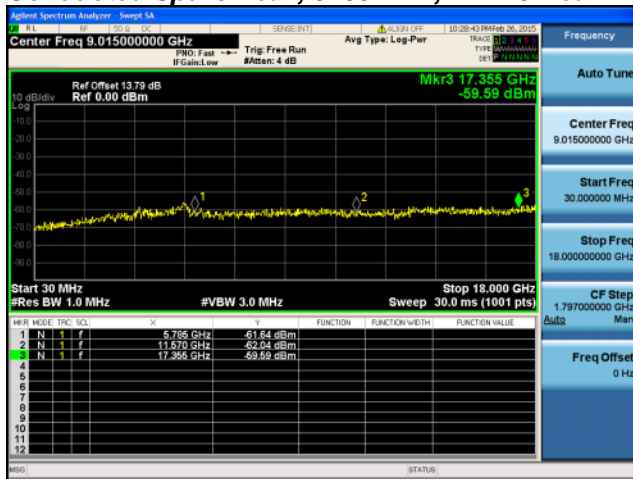
Antenna C



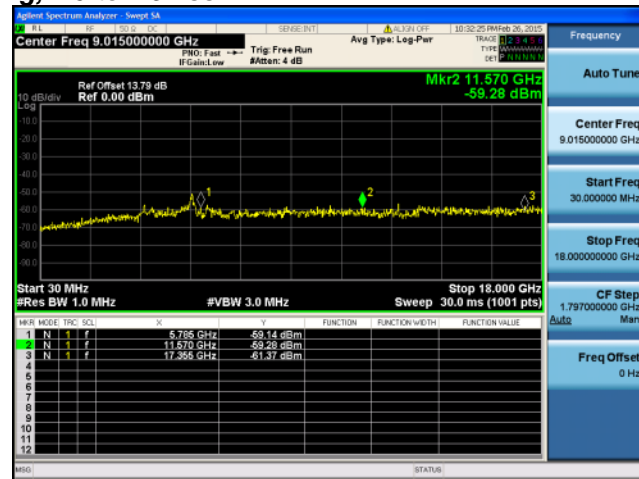
Antenna D



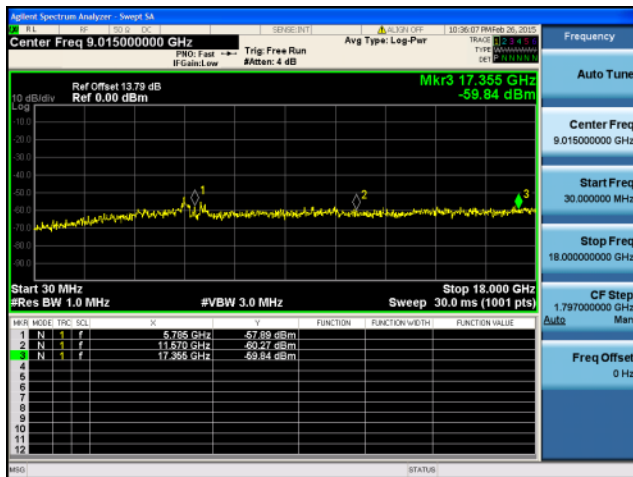
Conducted Spurs Peak, 5785 MHz, VHT20 Beam Forming, M0 to M9 4ss



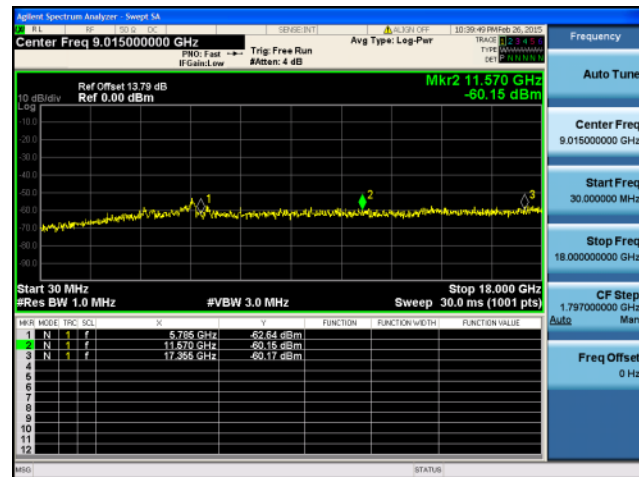
Antenna A



Antenna B



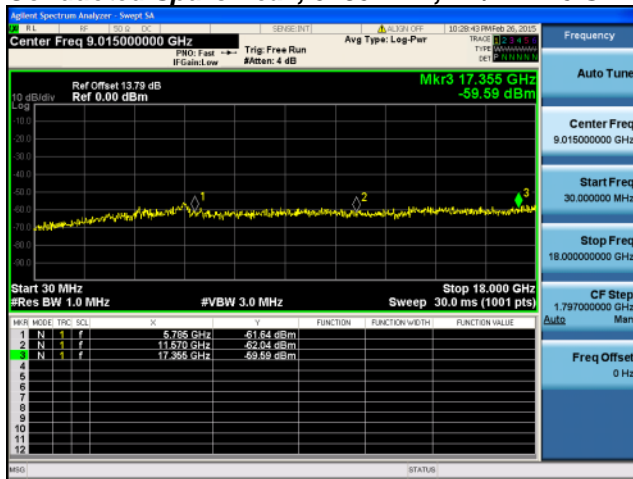
Antenna C



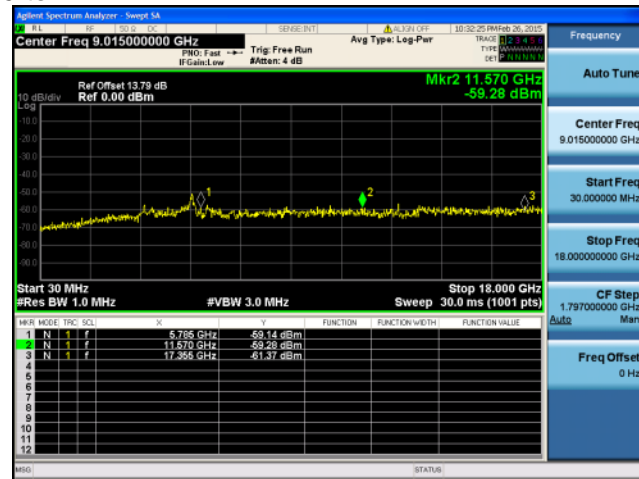
Antenna D



Conducted Spurs Peak, 5785 MHz, HT/VHT20 STBC, M0 to M7



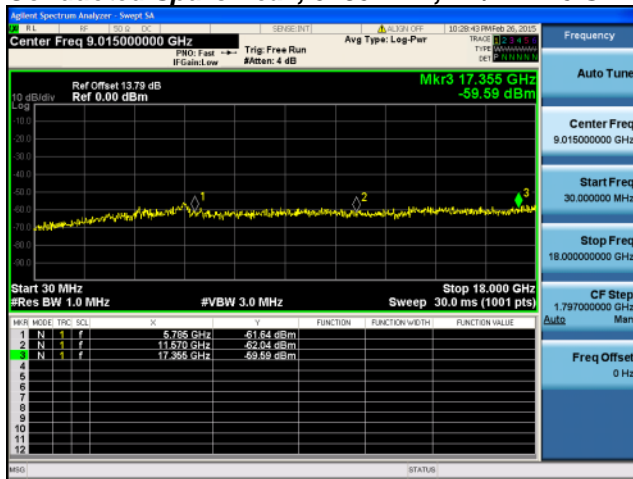
Antenna A



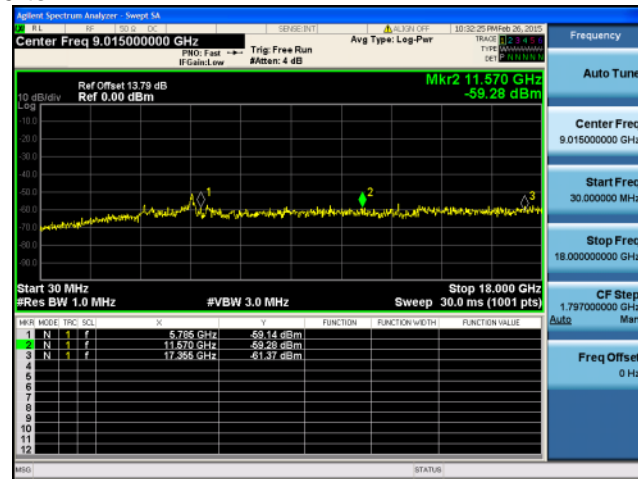
Antenna B



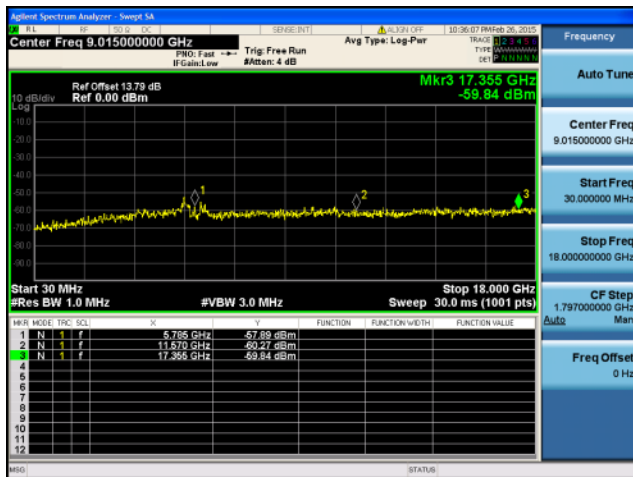
Conducted Spurs Peak, 5785 MHz, HT/VHT20 STBC, M0 to M7



Antenna A



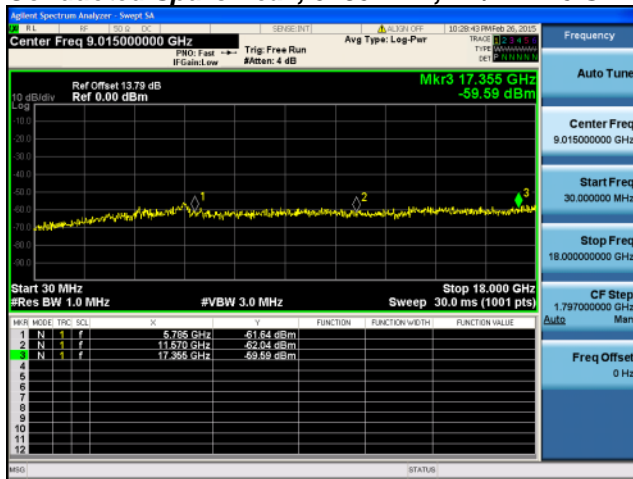
Antenna B



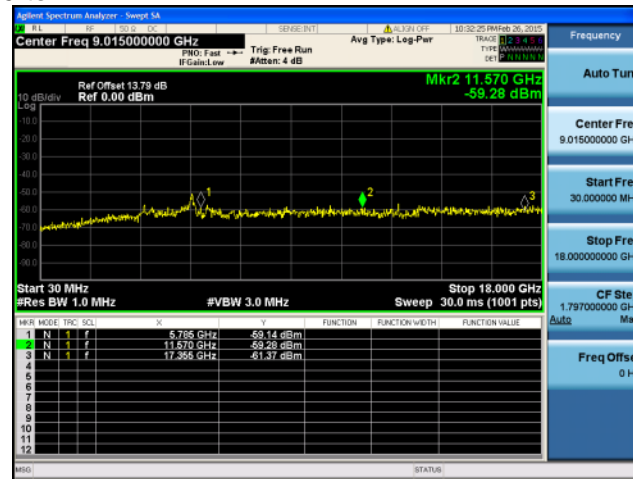
Antenna C



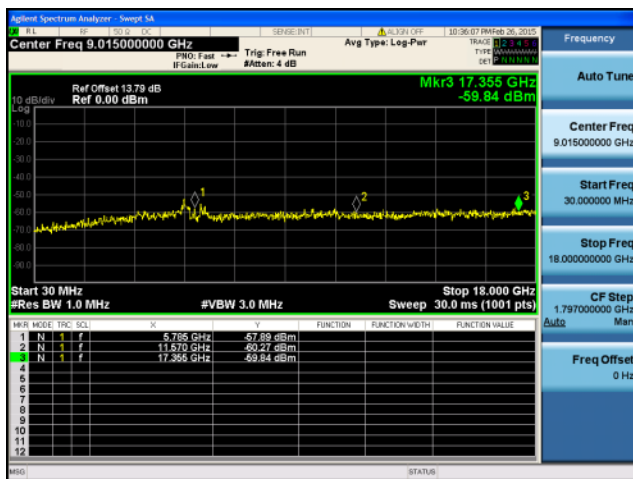
Conducted Spurs Peak, 5785 MHz, HT/VHT20 STBC, M0 to M7



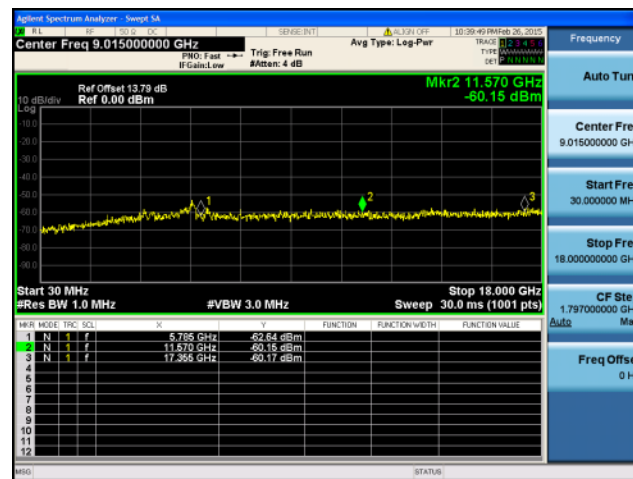
Antenna A



Antenna B



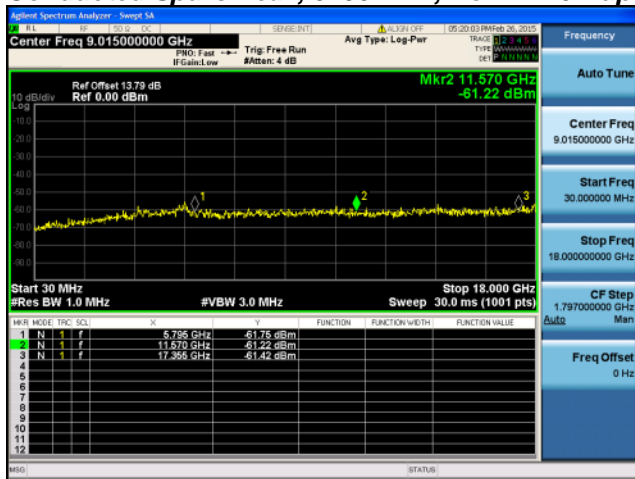
Antenna C



Antenna D



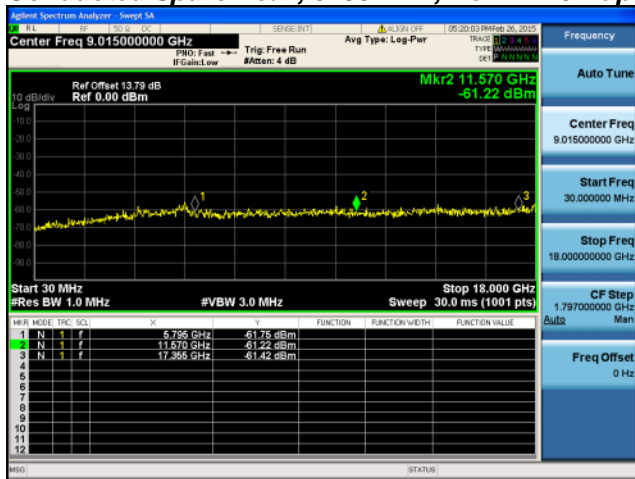
Conducted Spurs Peak, 5795 MHz, Non HT40 Duplicate, 6 to 54 Mbps



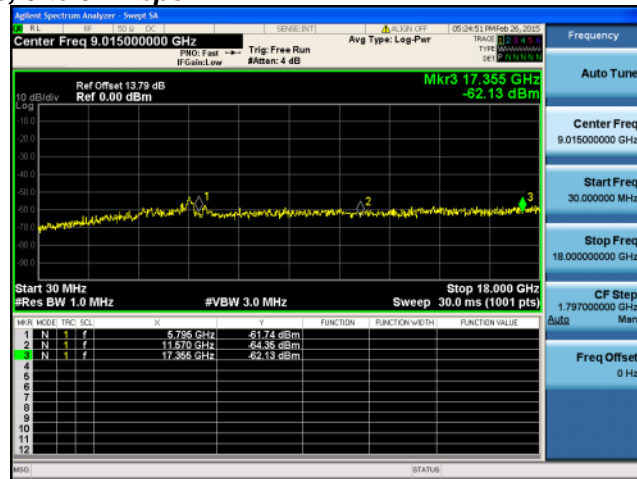
Antenna A



Conducted Spurs Peak, 5795 MHz, Non HT40 Duplicate, 6 to 54 Mbps



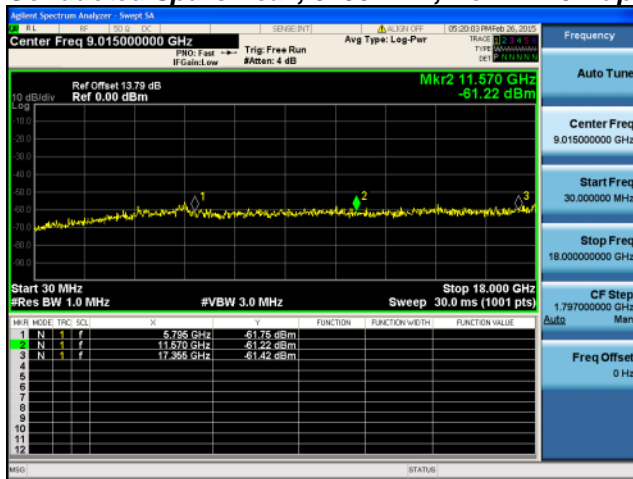
Antenna A



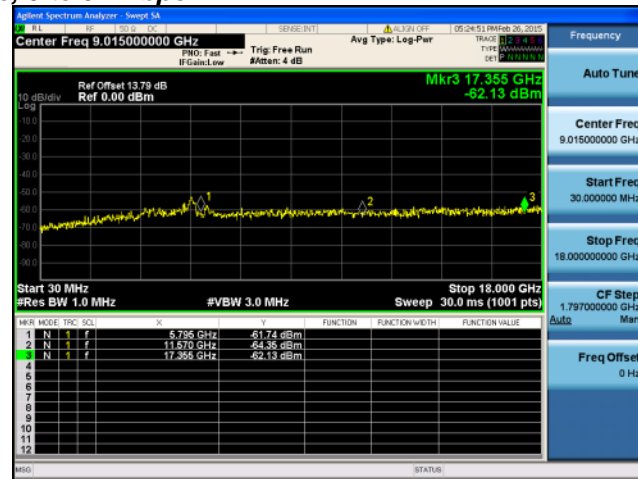
Antenna B



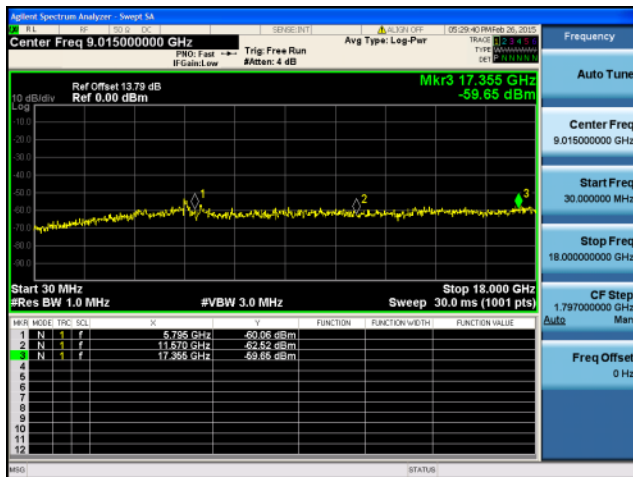
Conducted Spurs Peak, 5795 MHz, Non HT40 Duplicate, 6 to 54 Mbps



Antenna A



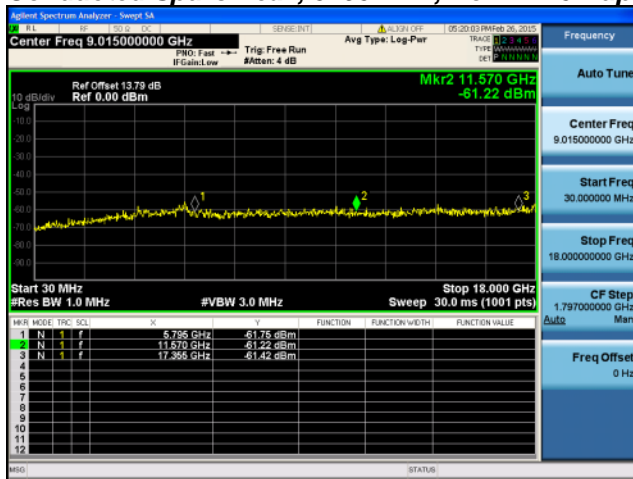
Antenna B



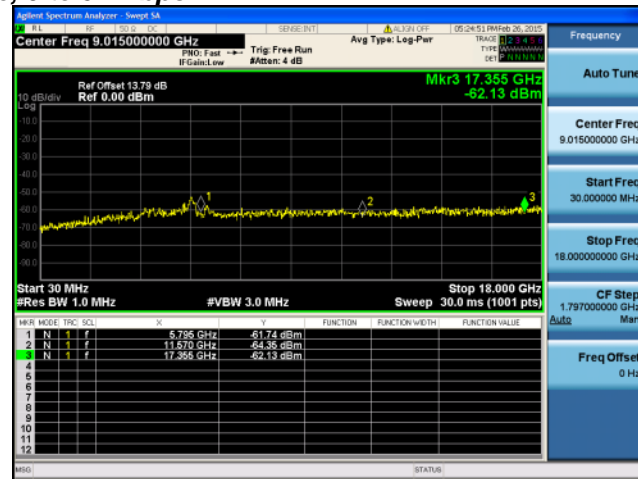
Antenna C



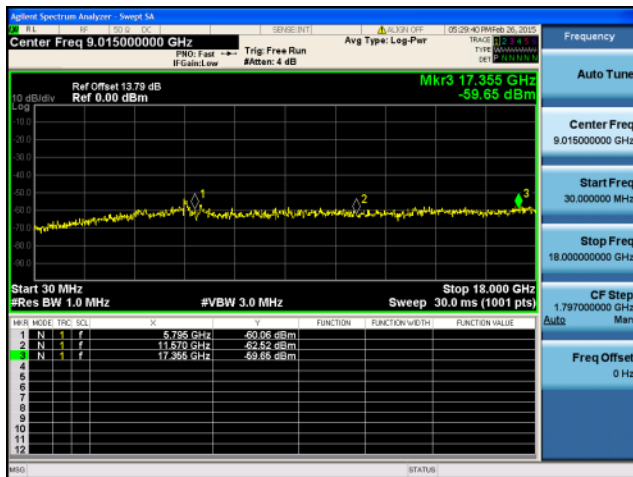
Conducted Spurs Peak, 5795 MHz, Non HT40 Duplicate, 6 to 54 Mbps



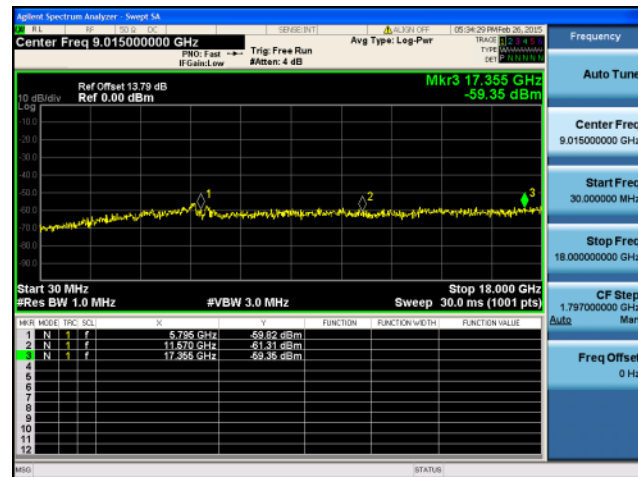
Antenna A



Antenna B



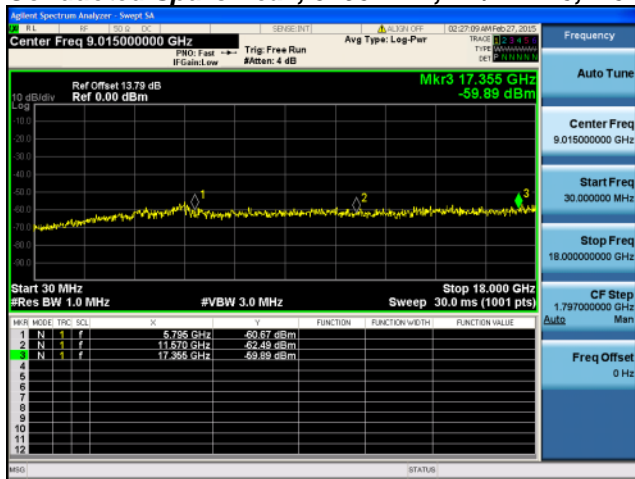
Antenna C



Antenna D



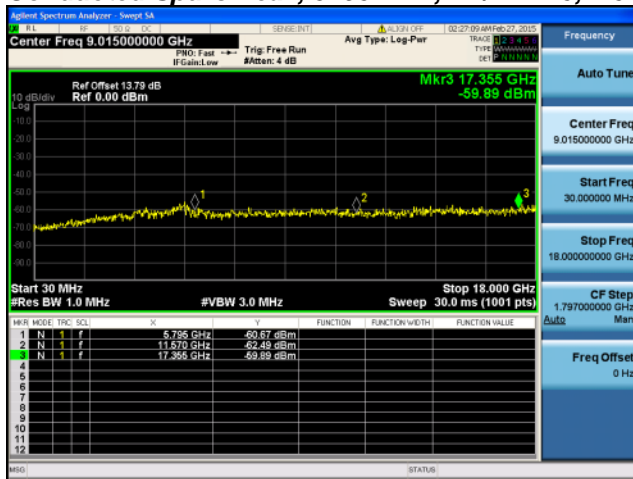
Conducted Spurs Peak, 5795 MHz, HT/VHT40, M0 to M7, M0 to M9 1ss



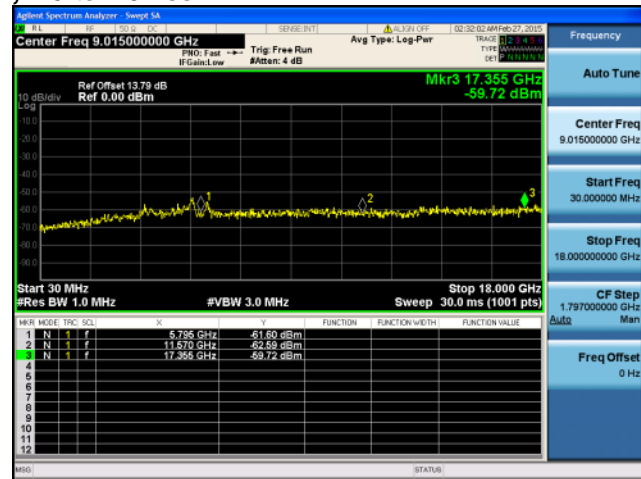
Antenna A



Conducted Spurs Peak, 5795 MHz, HT/VHT40, M0 to M7, M0 to M9 1ss



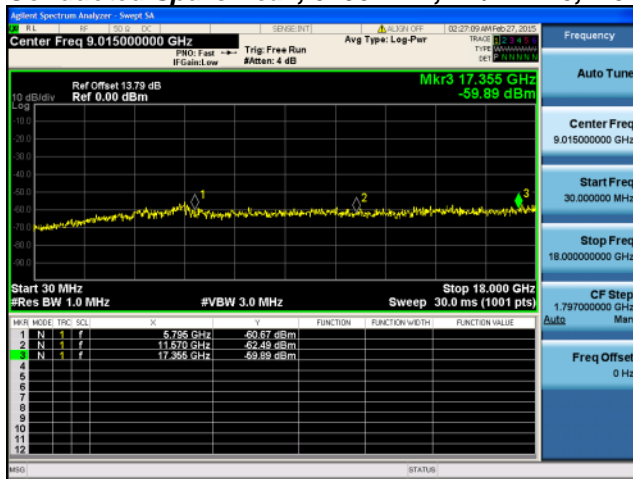
Antenna A



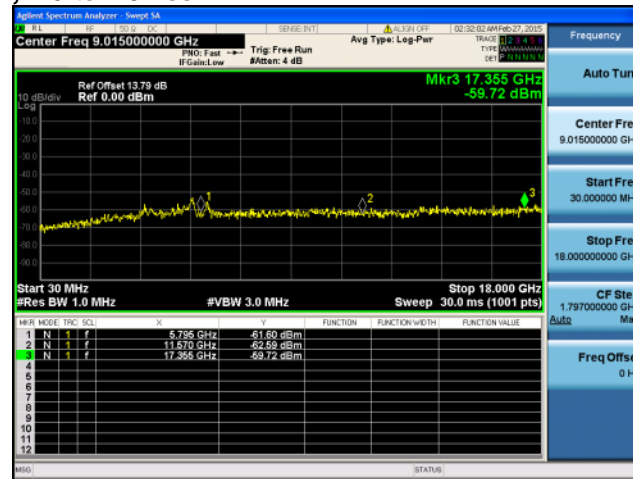
Antenna B



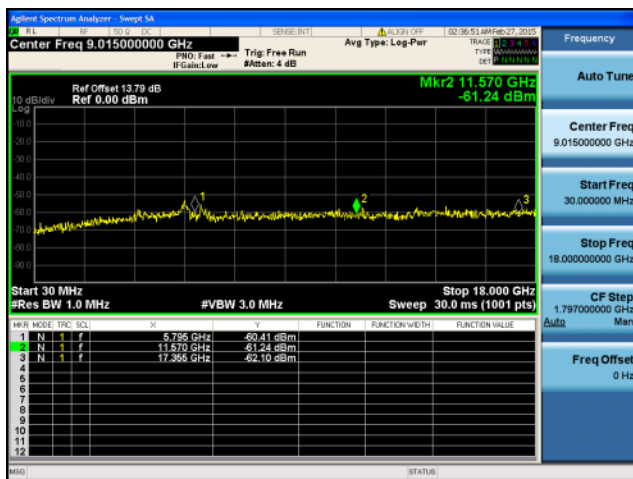
Conducted Spurs Peak, 5795 MHz, HT/VHT40, M0 to M7, M0 to M9 1ss



Antenna A



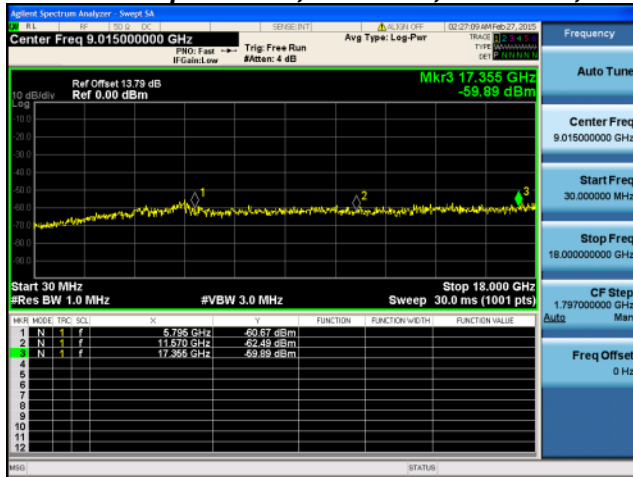
Antenna B



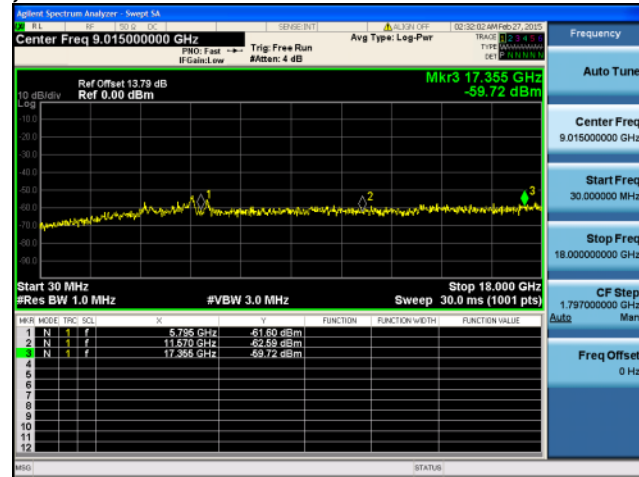
Antenna C



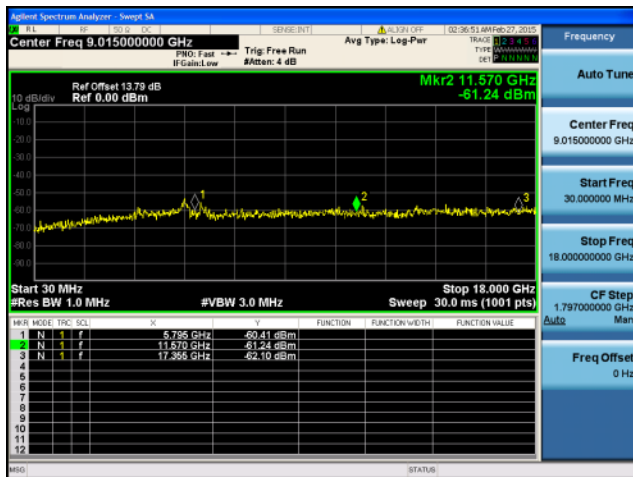
Conducted Spurs Peak, 5795 MHz, HT/VHT40, M0 to M7, M0 to M9 1ss



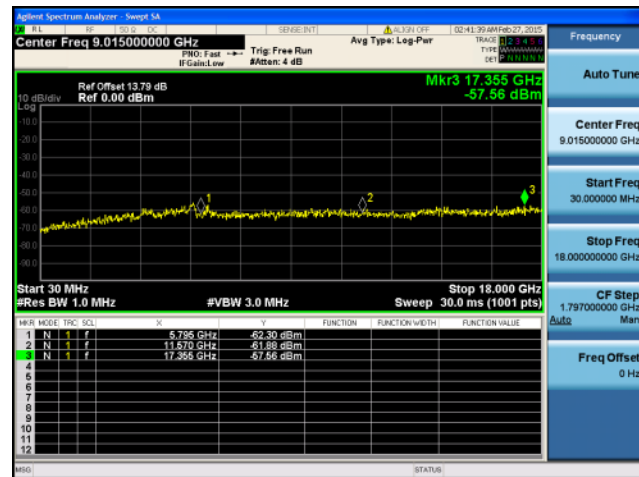
Antenna A



Antenna B



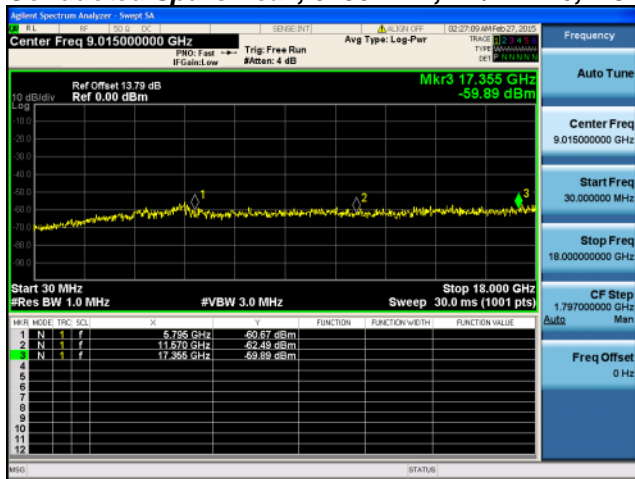
Antenna C



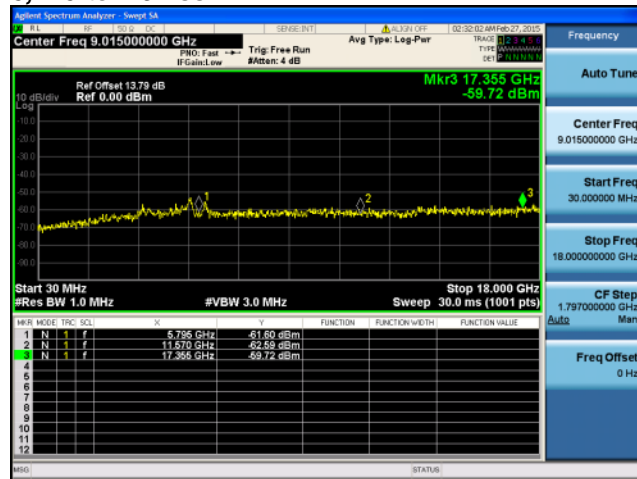
Antenna D



Conducted Spurs Peak, 5795 MHz, HT/VHT40, M8 to M15, M0 to M9 2ss



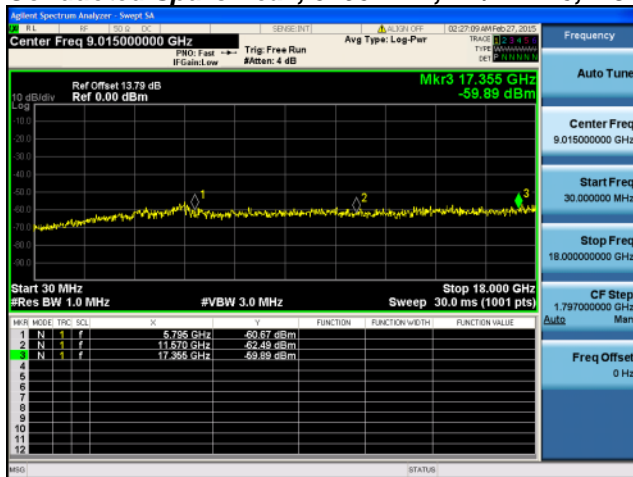
Antenna A



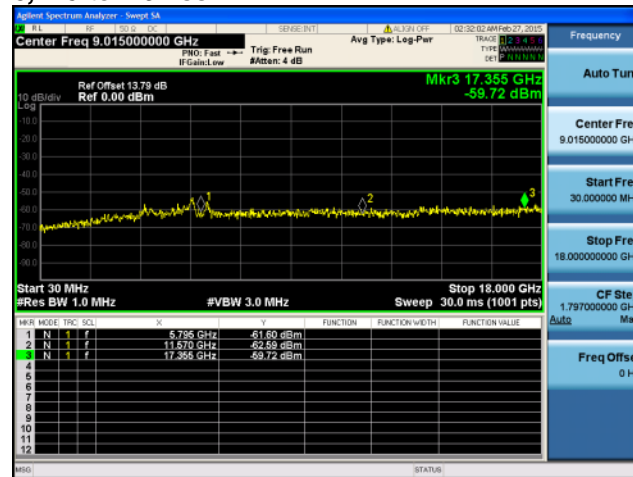
Antenna B



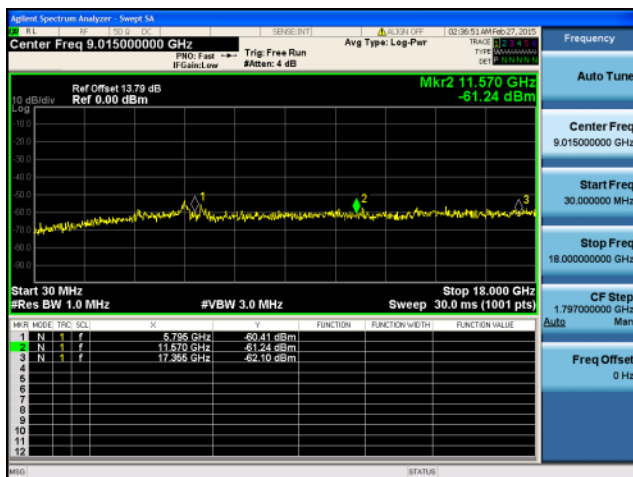
Conducted Spurs Peak, 5795 MHz, HT/VHT40, M8 to M15, M0 to M9 2ss



Antenna A



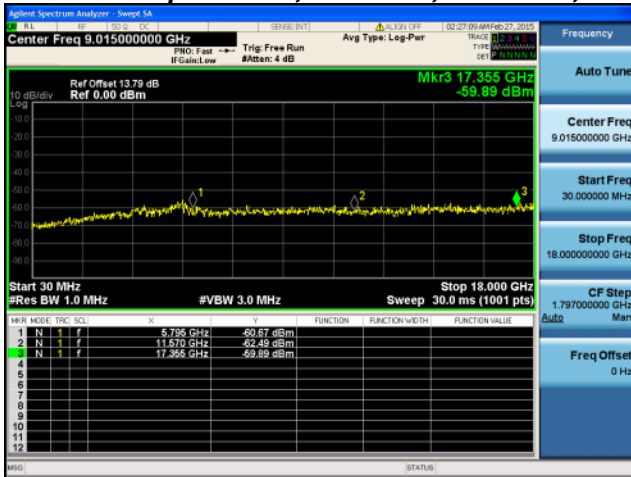
Antenna B



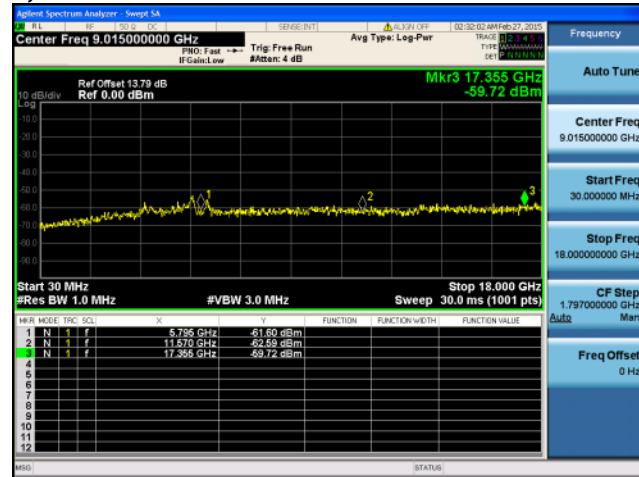
Antenna C



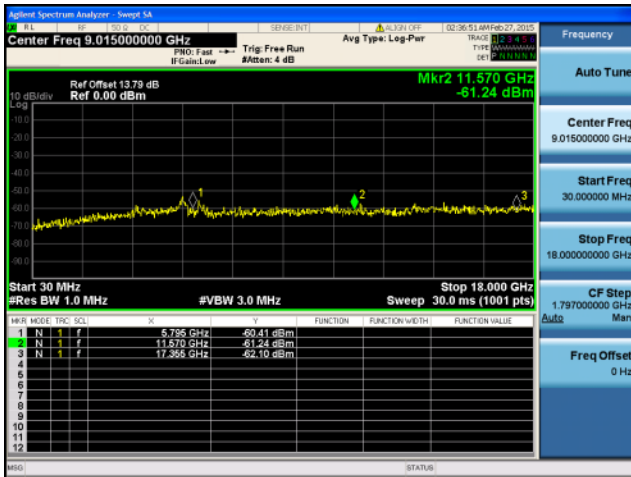
Conducted Spurs Peak, 5795 MHz, HT/VHT40, M8 to M15, M0 to M9 2ss



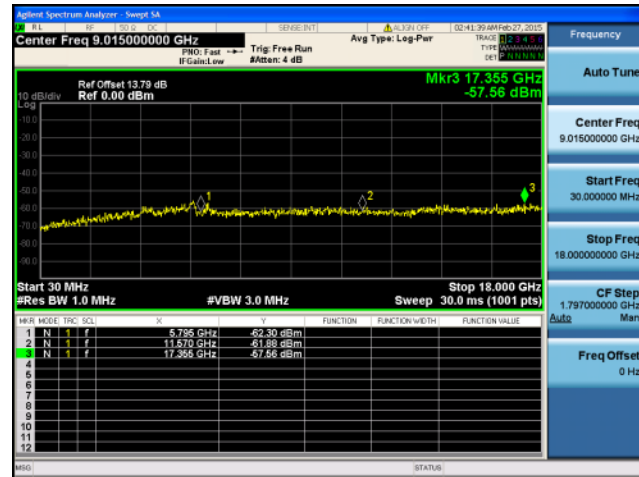
Antenna A



Antenna B



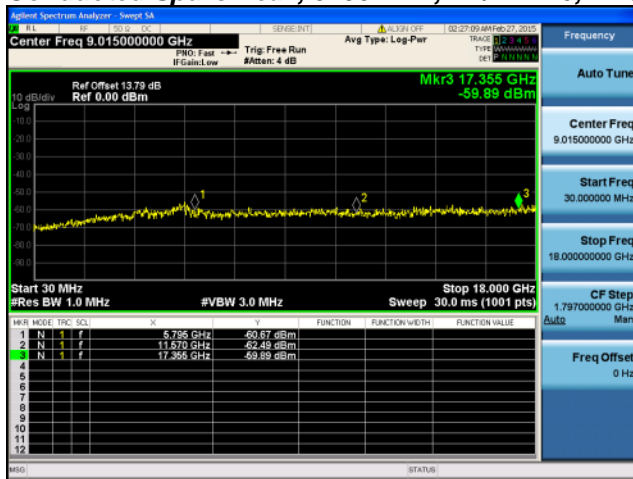
Antenna C



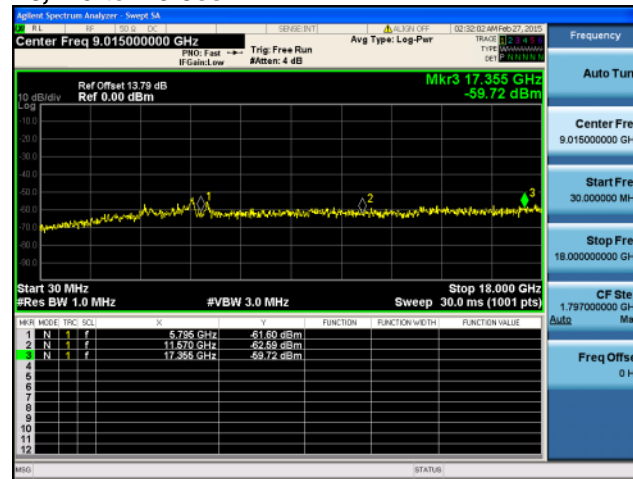
Antenna D



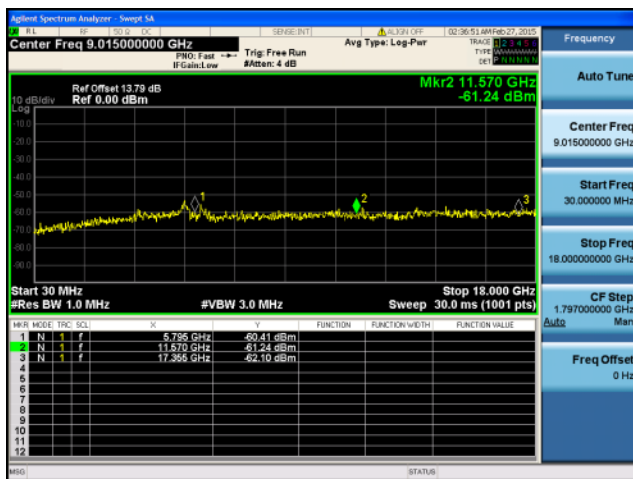
Conducted Spurs Peak, 5795 MHz, HT/VHT40, M16 to M23, M0 to M9 3ss



Antenna A



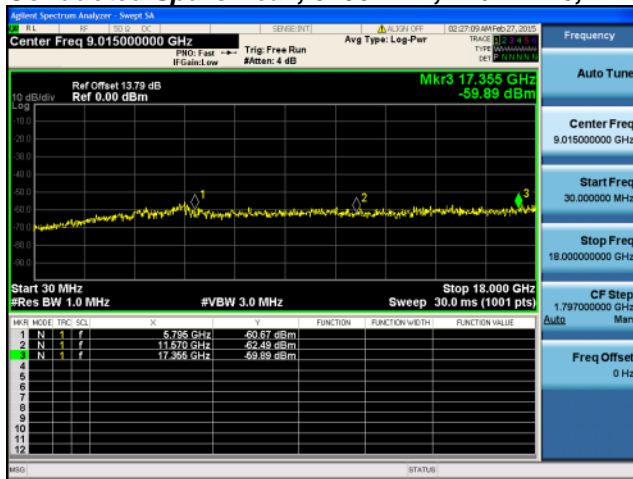
Antenna B



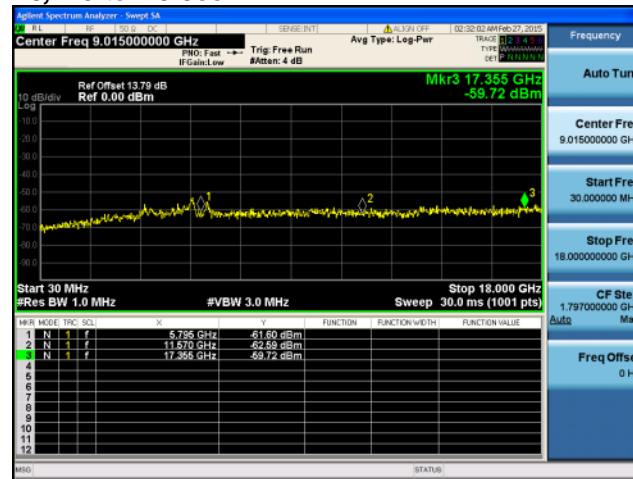
Antenna C



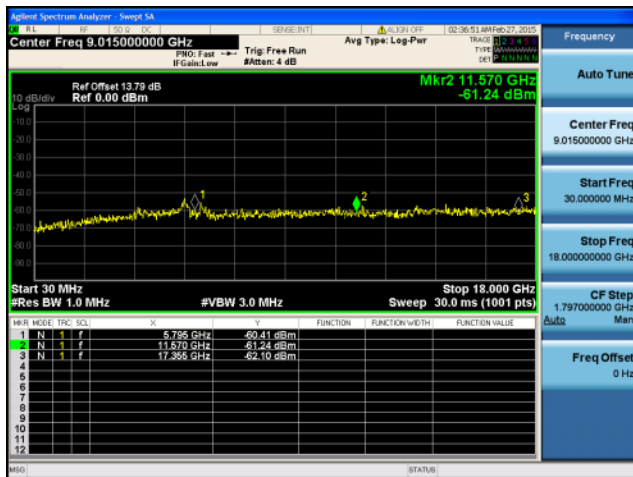
Conducted Spurs Peak, 5795 MHz, HT/VHT40, M16 to M23, M0 to M9 3ss



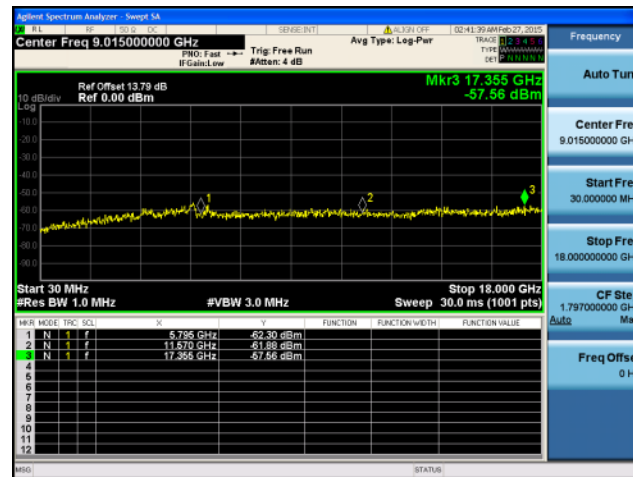
Antenna A



Antenna B



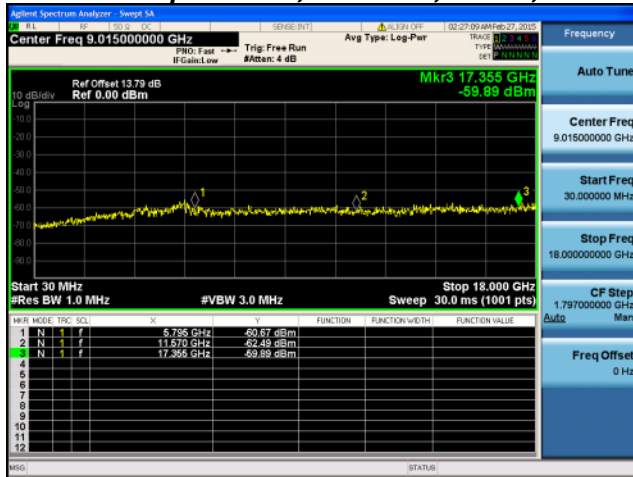
Antenna C



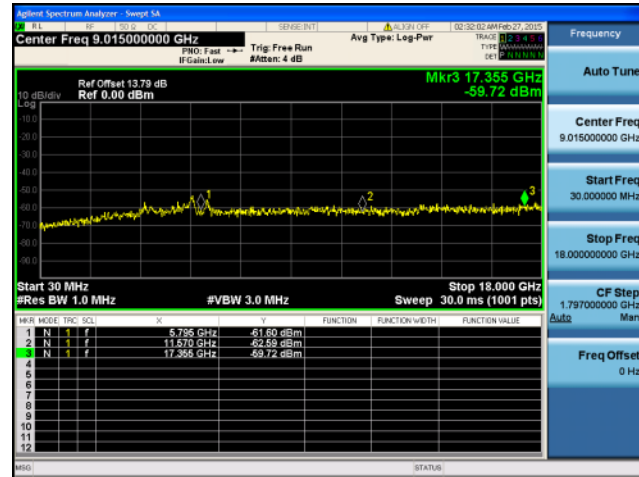
Antenna D



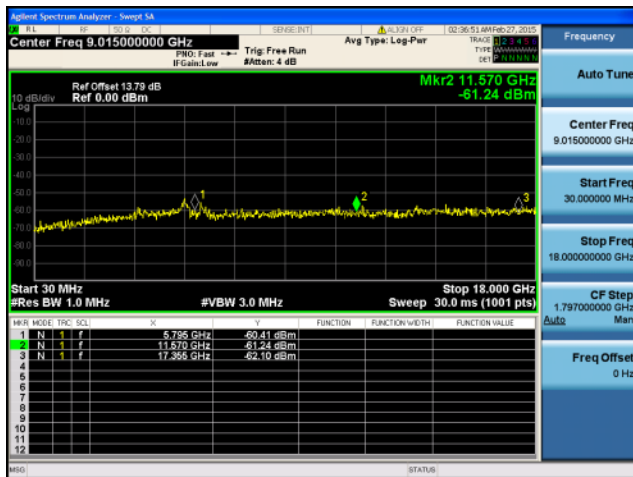
Conducted Spurs Peak, 5795 MHz, VHT40, M0 to M9 4ss



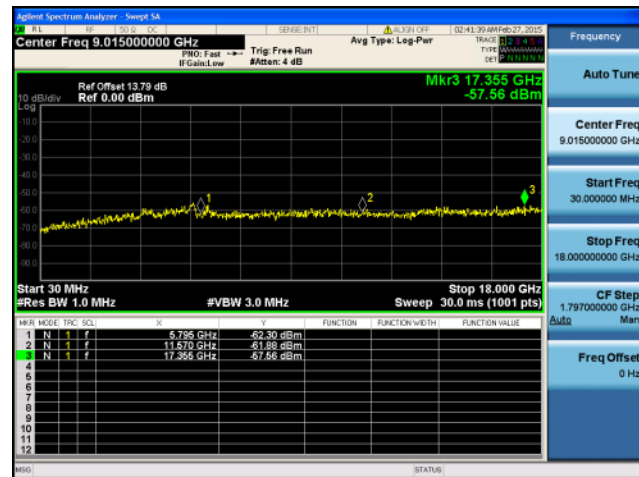
Antenna A



Antenna B



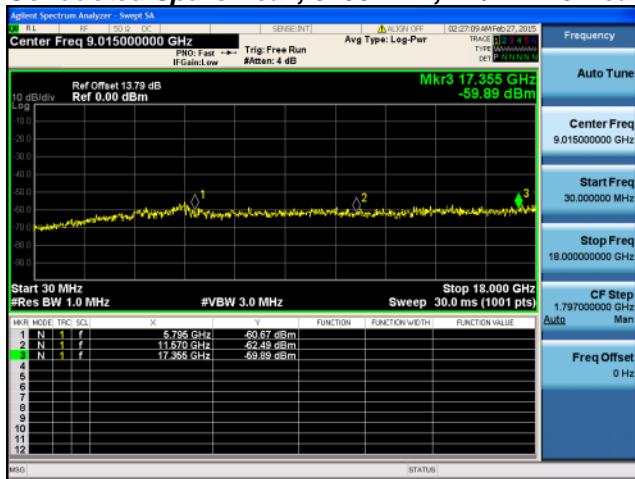
Antenna C



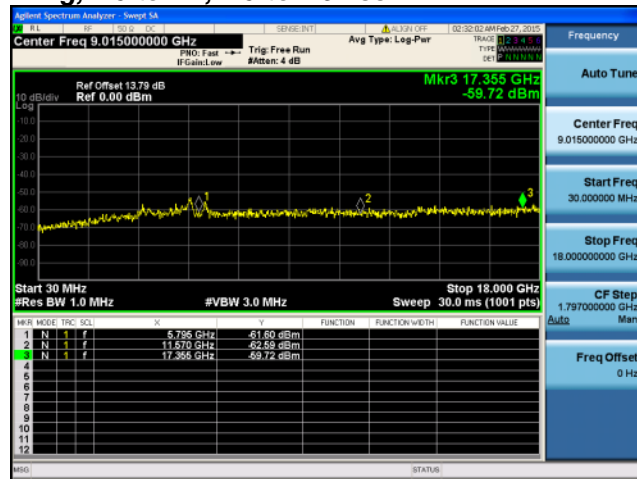
Antenna D



Conducted Spurs Peak, 5795 MHz, HT/VHT40 Beam Forming, M0 to M7, M0 to M9 1ss



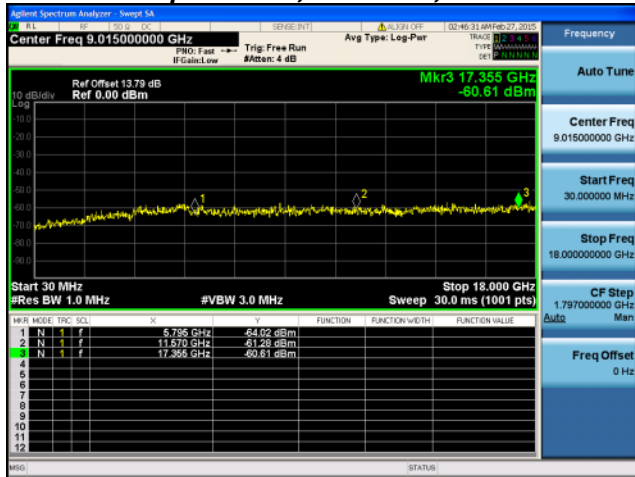
Antenna A



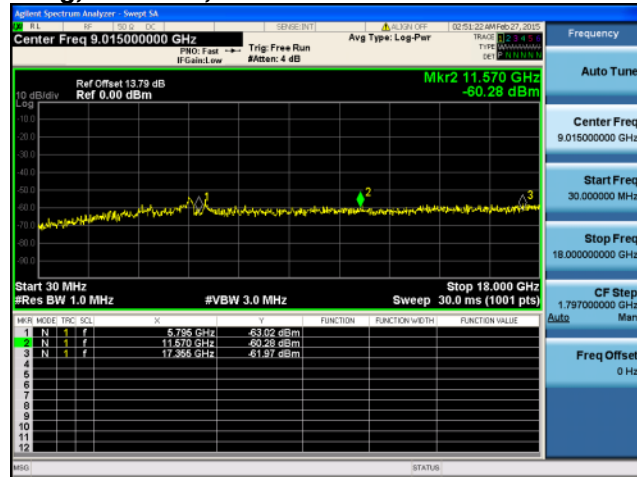
Antenna B



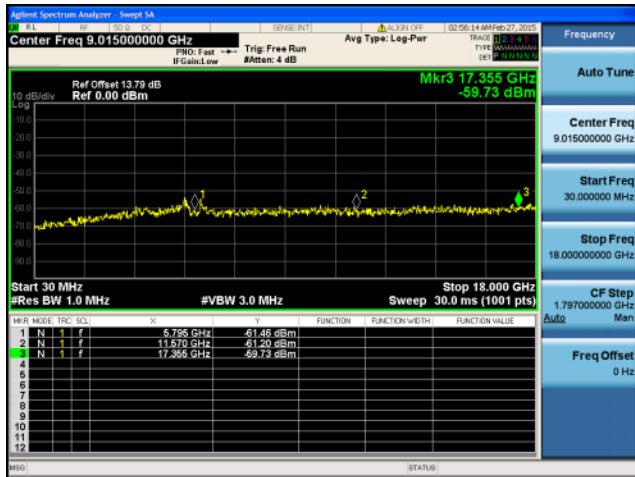
Conducted Spurs Peak, 5795 MHz, HT/VHT40 Beam Forming, M0 to M7, M0 to M9 1ss



Antenna A



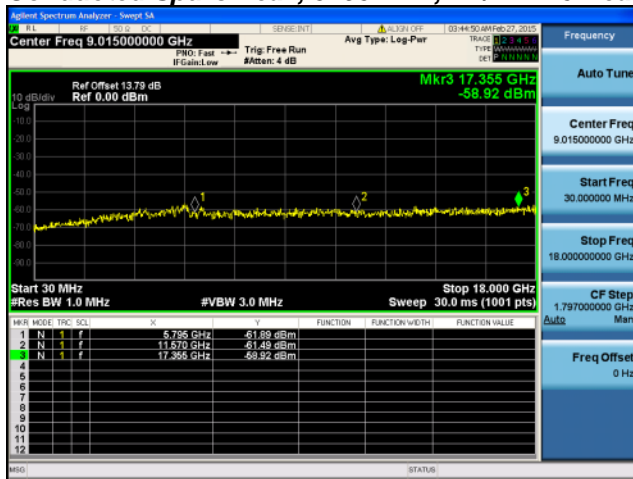
Antenna B



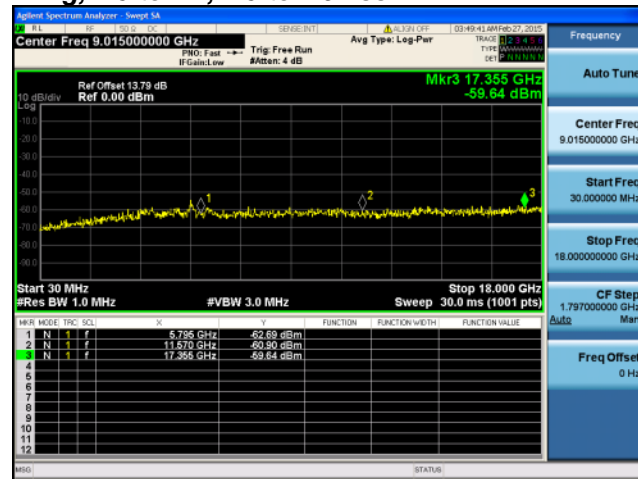
Antenna C



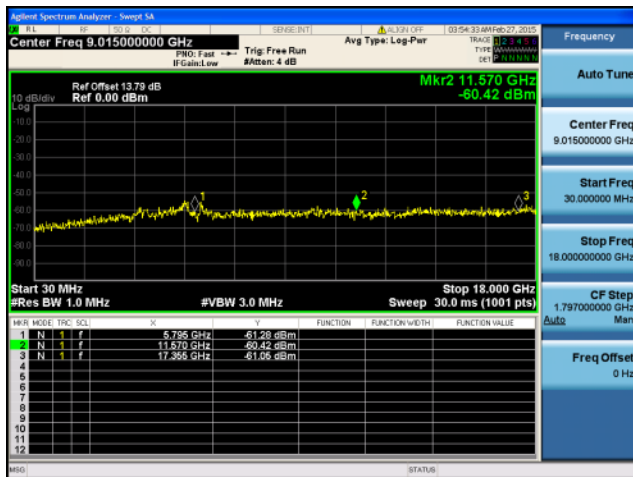
Conducted Spurs Peak, 5795 MHz, HT/VHT40 Beam Forming, M0 to M7, M0 to M9 1ss



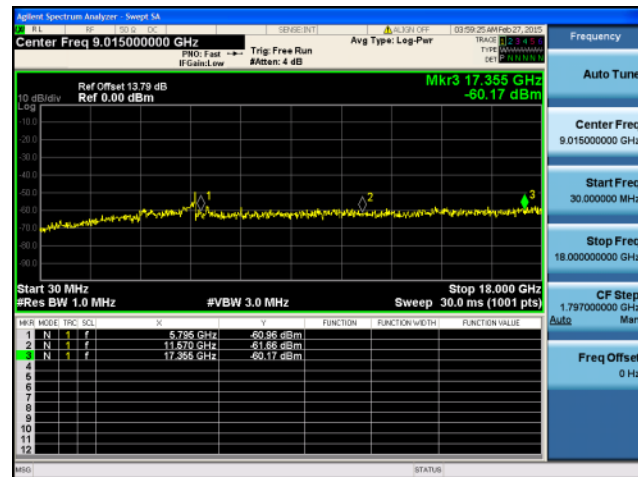
Antenna A



Antenna B



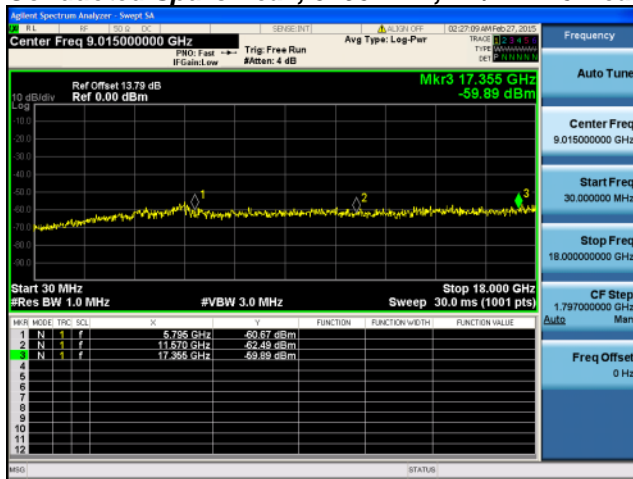
Antenna C



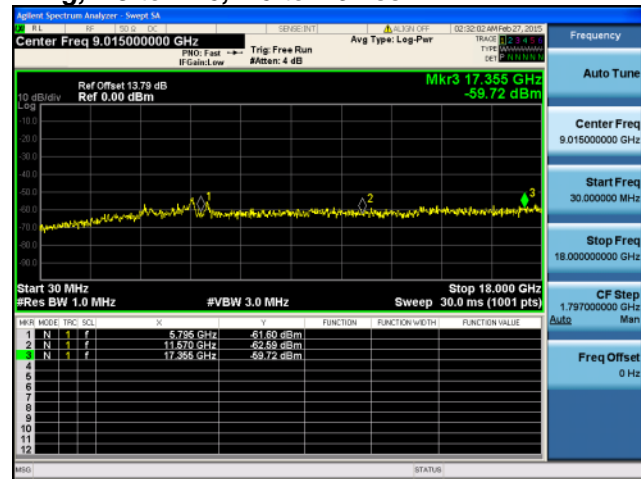
Antenna D



Conducted Spurs Peak, 5795 MHz, HT/VHT40 Beam Forming, M8 to M15, M0 to M9 2ss



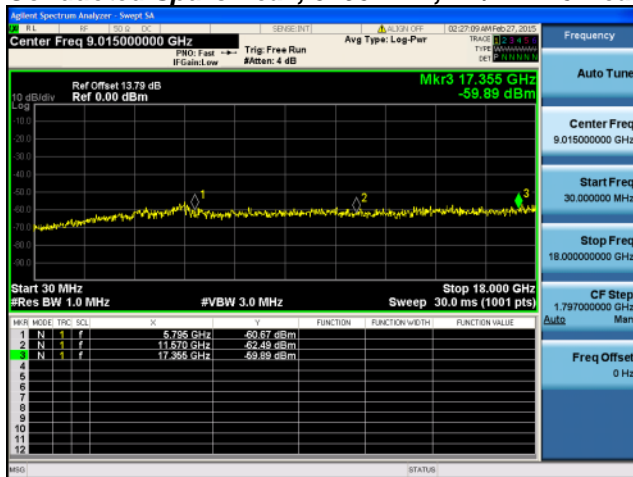
Antenna A



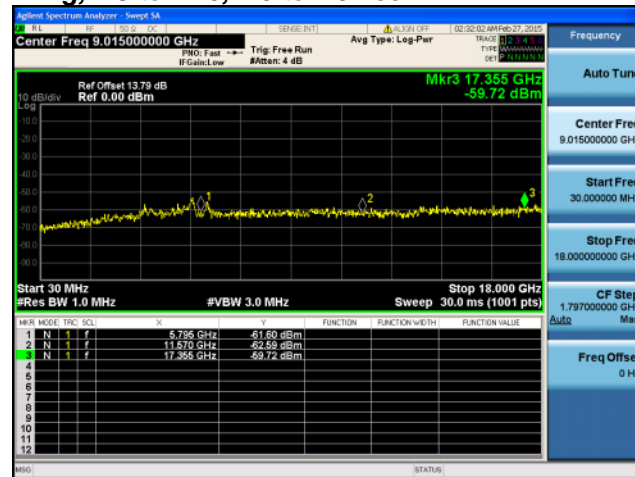
Antenna B



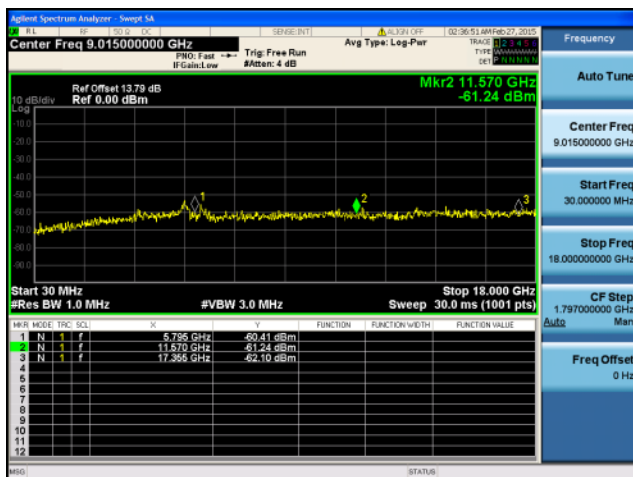
Conducted Spurs Peak, 5795 MHz, HT/VHT40 Beam Forming, M8 to M15, M0 to M9 2ss



Antenna A



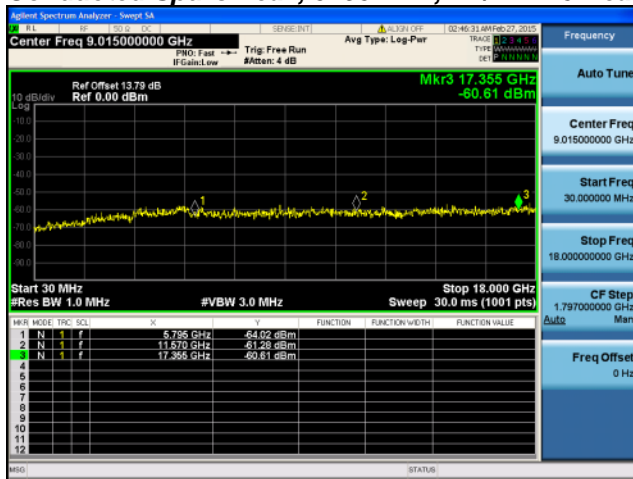
Antenna B



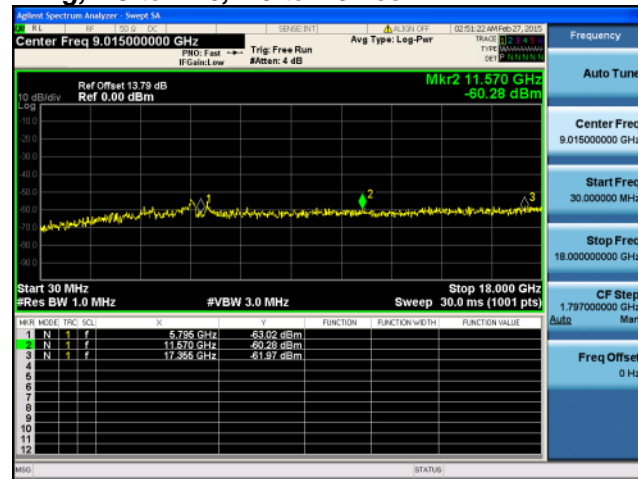
Antenna C



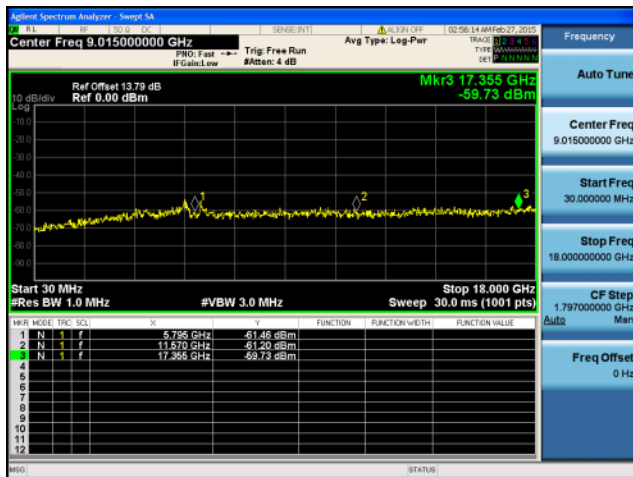
Conducted Spurs Peak, 5795 MHz, HT/VHT40 Beam Forming, M8 to M15, M0 to M9 2ss



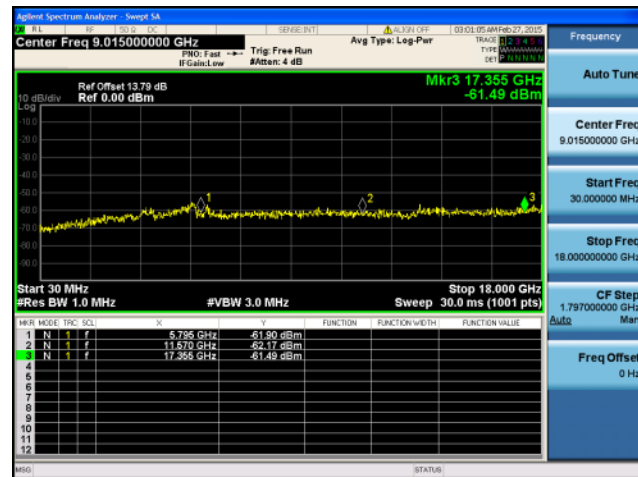
Antenna A



Antenna B



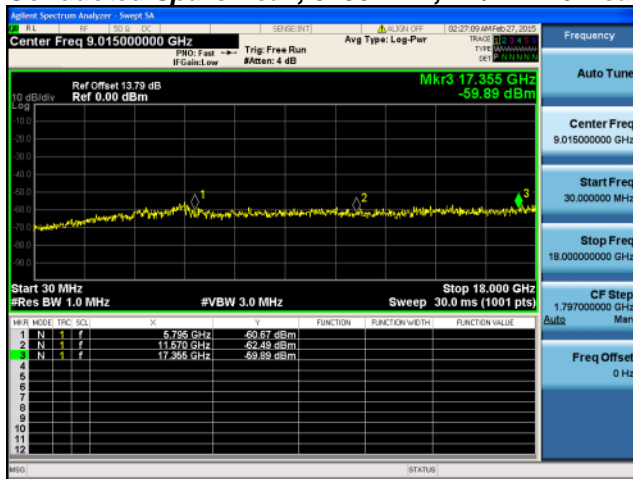
Antenna C



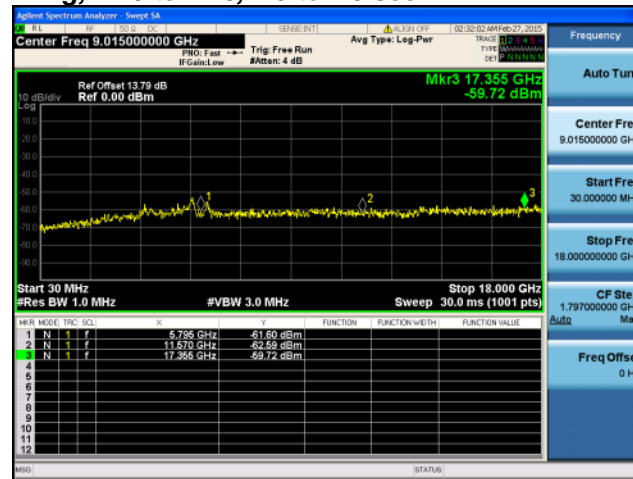
Antenna D



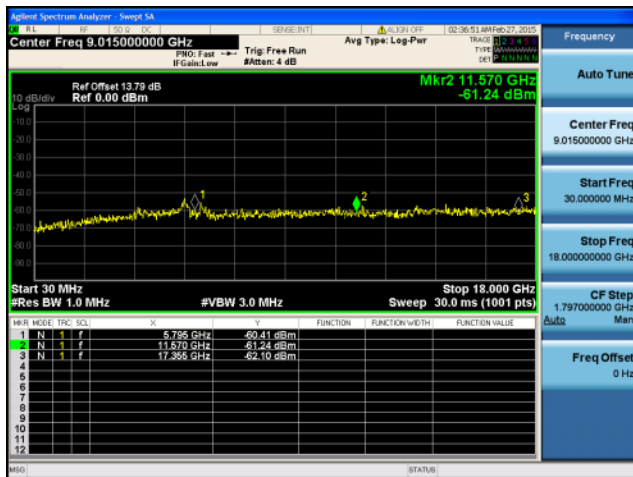
Conducted Spurs Peak, 5795 MHz, HT/VHT40 Beam Forming, M16 to M23, M0 to M9 3ss



Antenna A



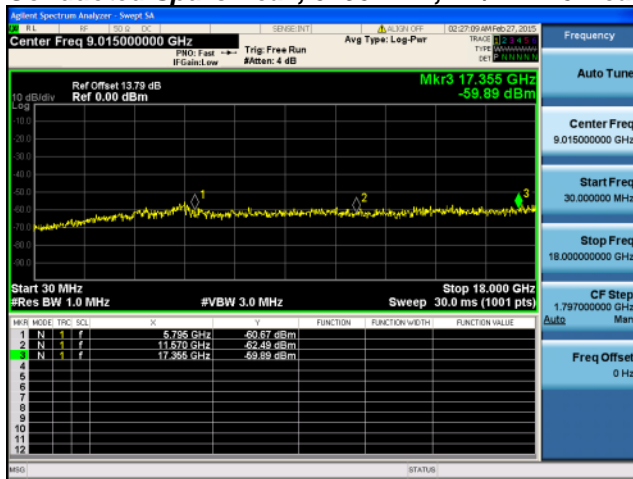
Antenna B



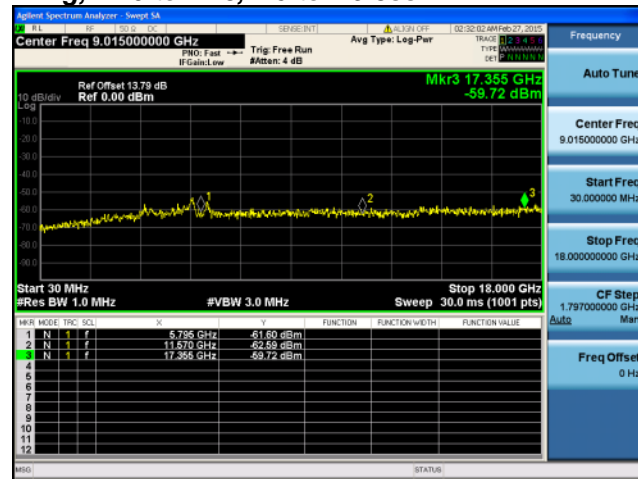
Antenna C



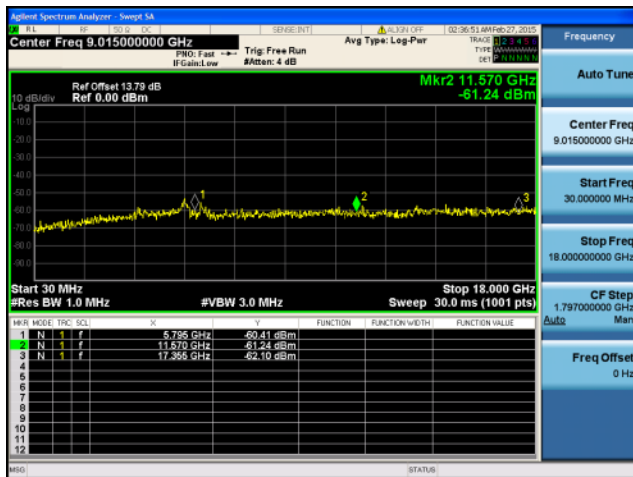
Conducted Spurs Peak, 5795 MHz, HT/VHT40 Beam Forming, M16 to M23, M0 to M9 3ss



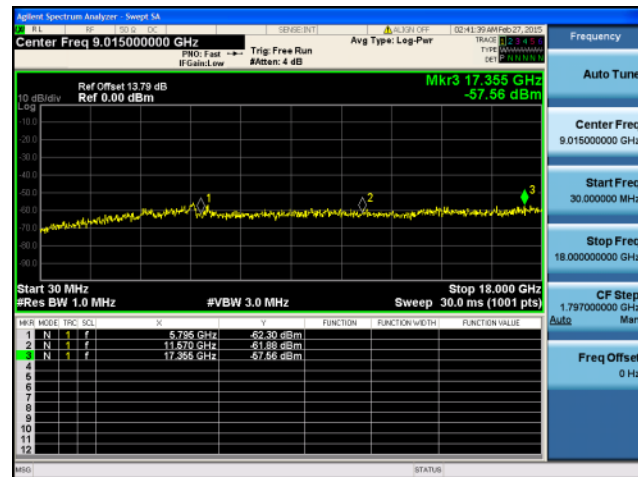
Antenna A



Antenna B



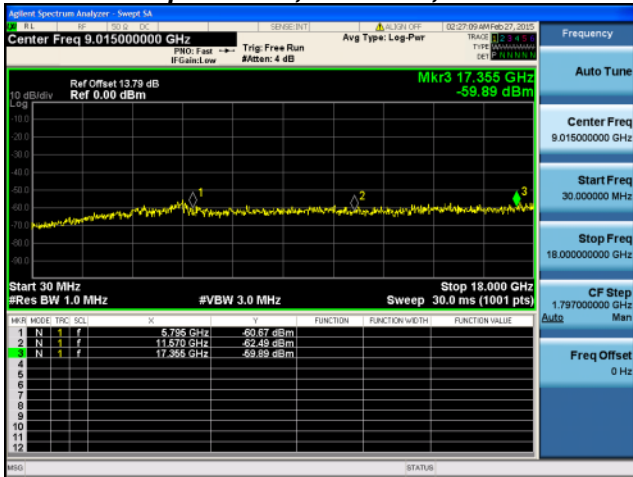
Antenna C



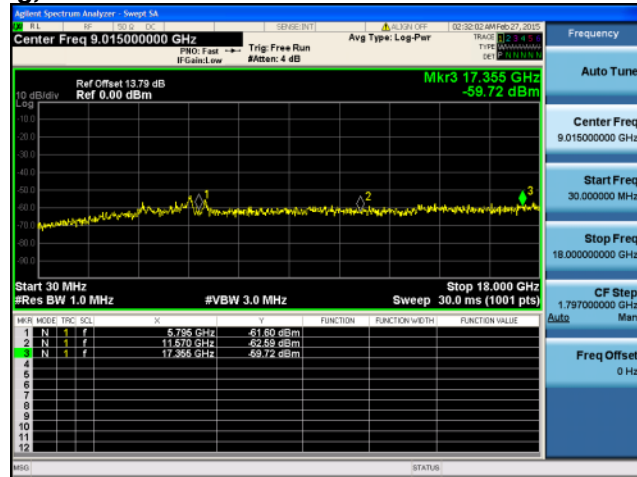
Antenna D



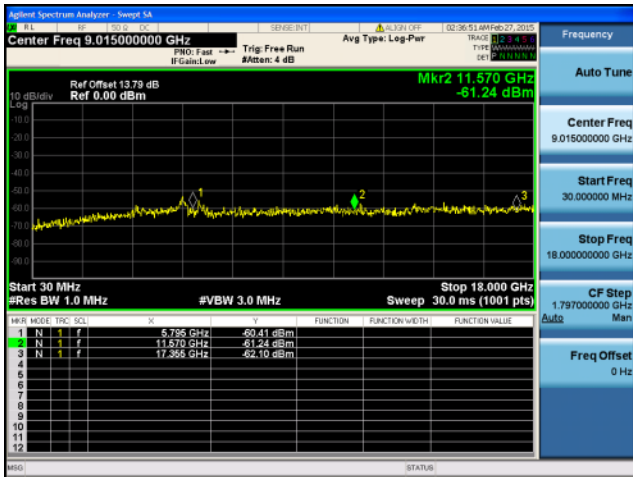
Conducted Spurs Peak, 5795 MHz, VHT40 Beam Forming, M0 to M9 4ss



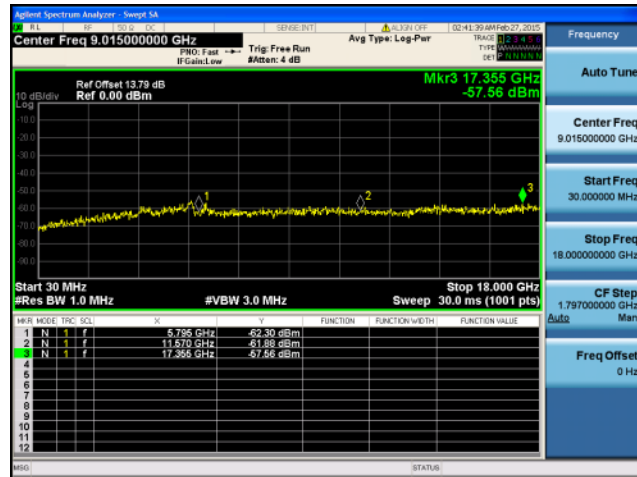
Antenna A



Antenna B



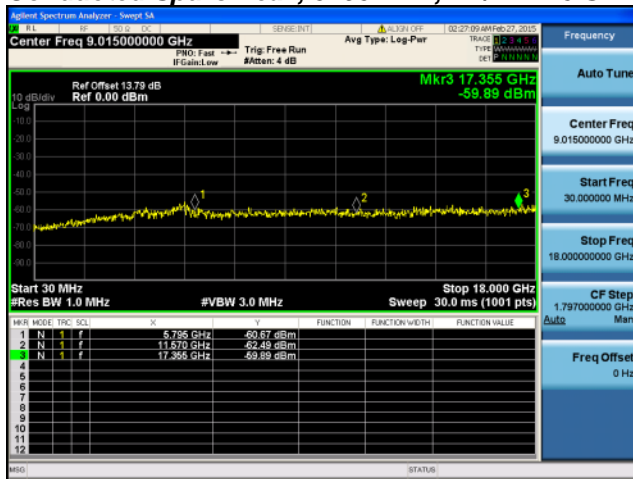
Antenna C



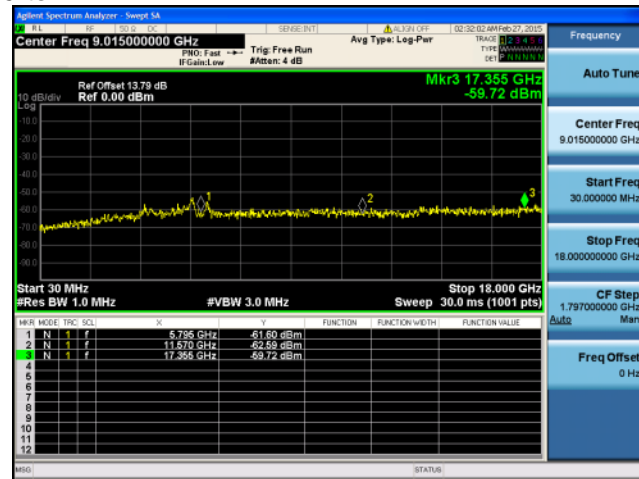
Antenna D



Conducted Spurs Peak, 5795 MHz, HT/VHT40 STBC, M0 to M7



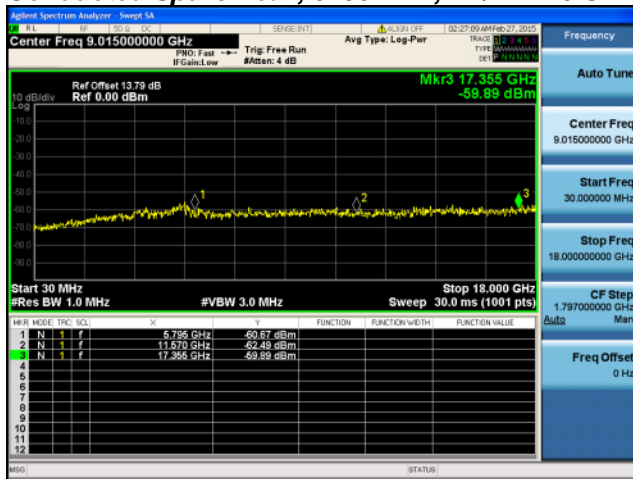
Antenna A



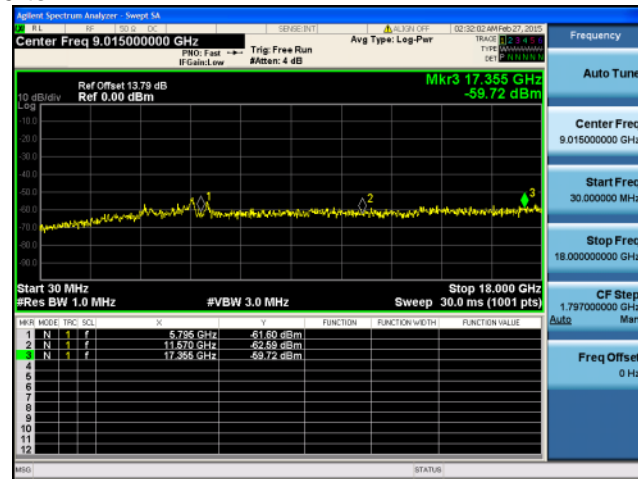
Antenna B



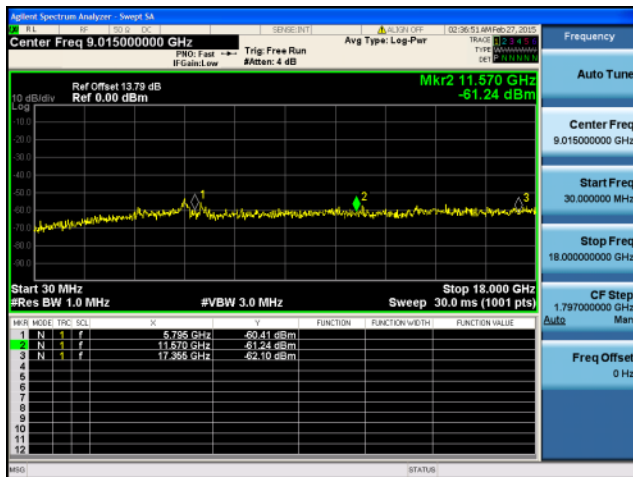
Conducted Spurs Peak, 5795 MHz, HT/VHT40 STBC, M0 to M7



Antenna A



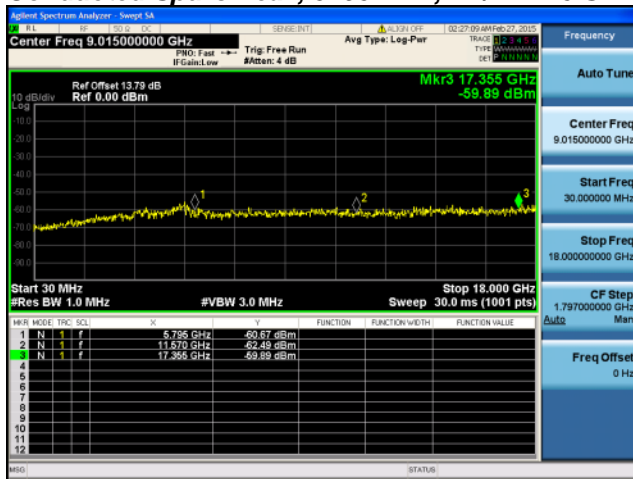
Antenna B



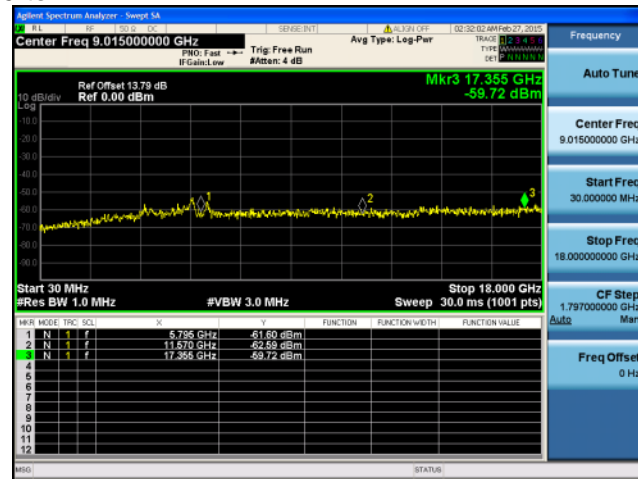
Antenna C



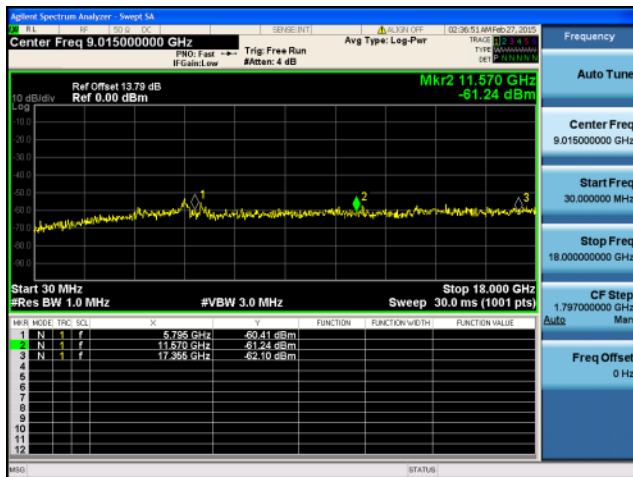
Conducted Spurs Peak, 5795 MHz, HT/VHT40 STBC, M0 to M7



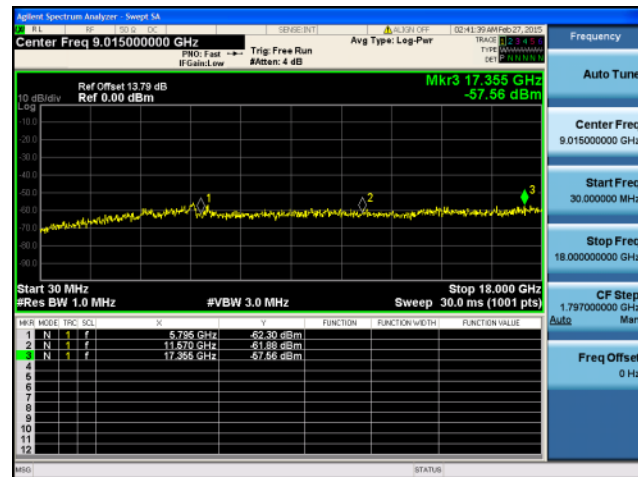
Antenna A



Antenna B



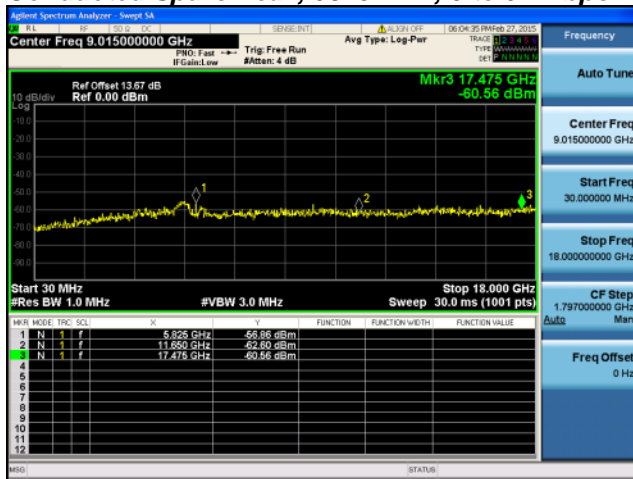
Antenna C



Antenna D



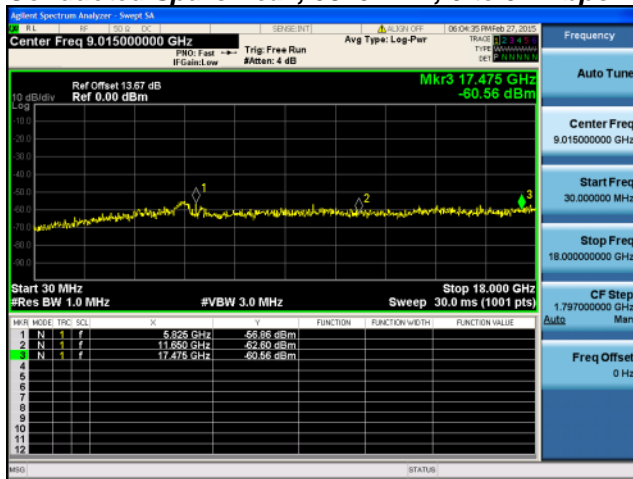
Conducted Spurs Peak, 5825 MHz, 6 to 54 Mbps



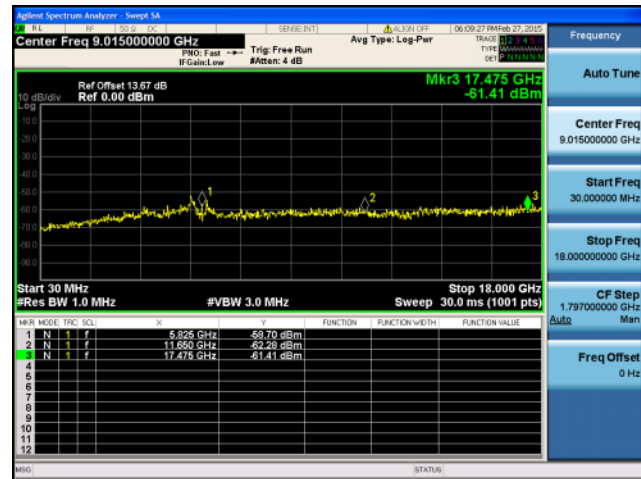
Antenna A



Conducted Spurs Peak, 5825 MHz, 6 to 54 Mbps



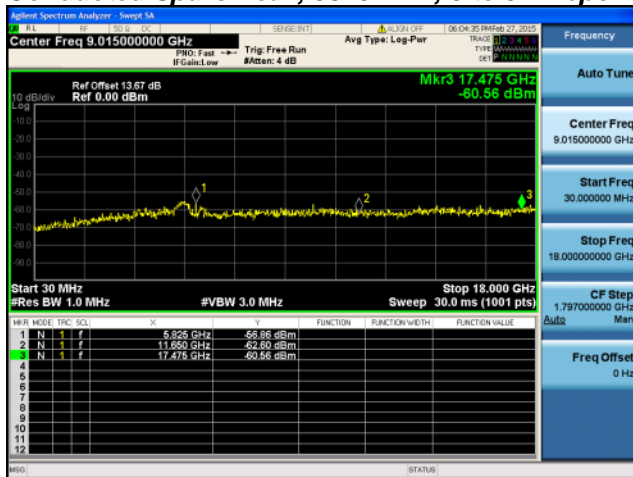
Antenna A



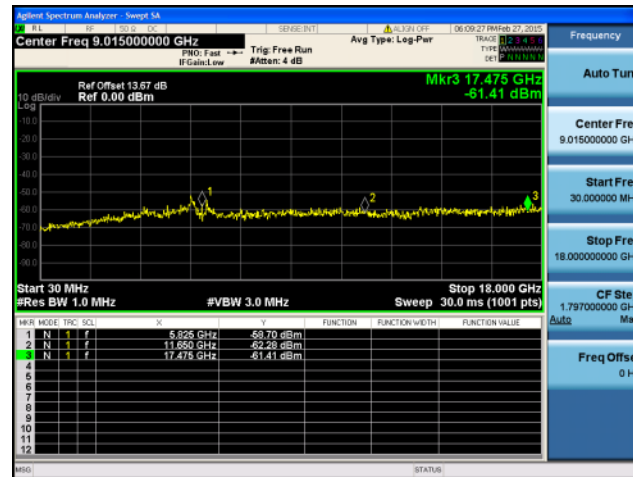
Antenna B



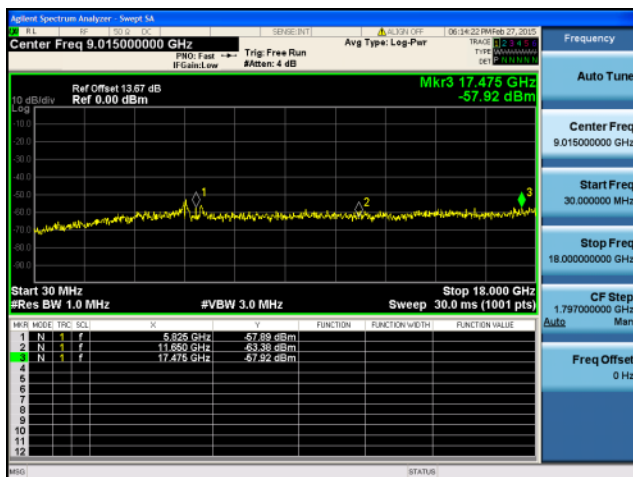
Conducted Spurs Peak, 5825 MHz, 6 to 54 Mbps



Antenna A



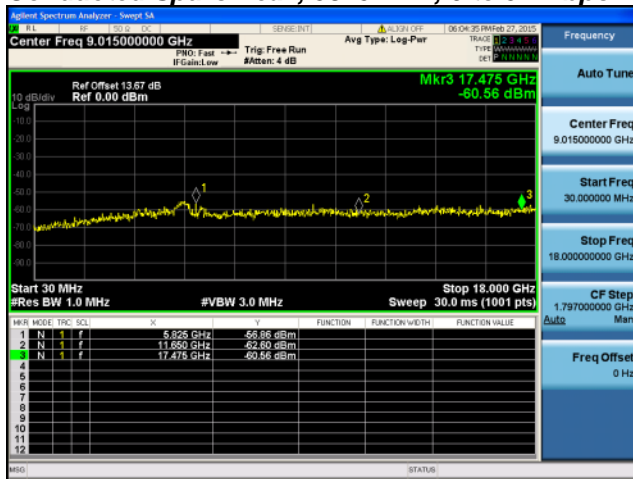
Antenna B



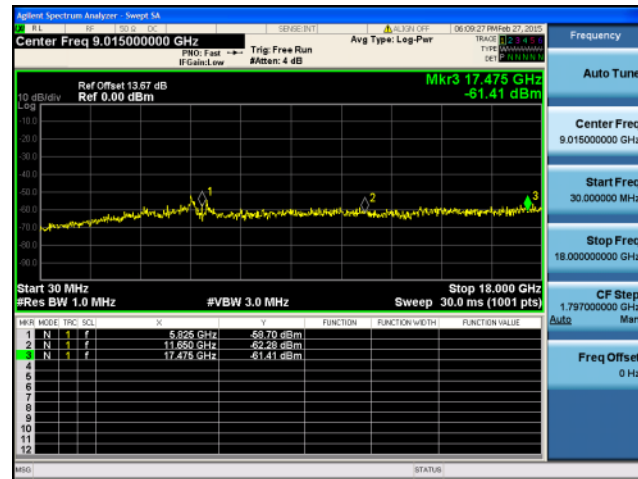
Antenna C



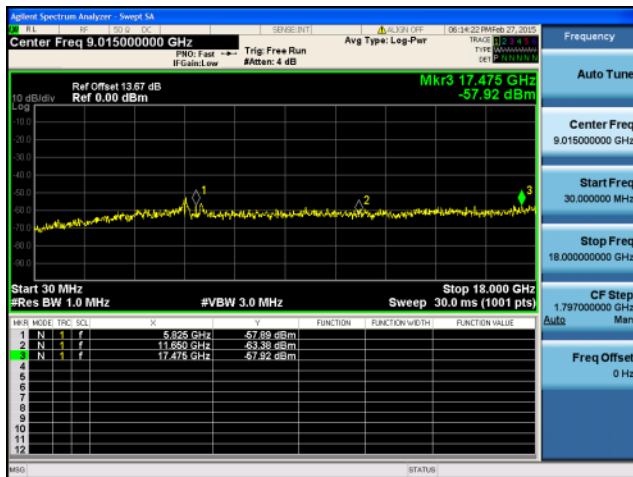
Conducted Spurs Peak, 5825 MHz, 6 to 54 Mbps



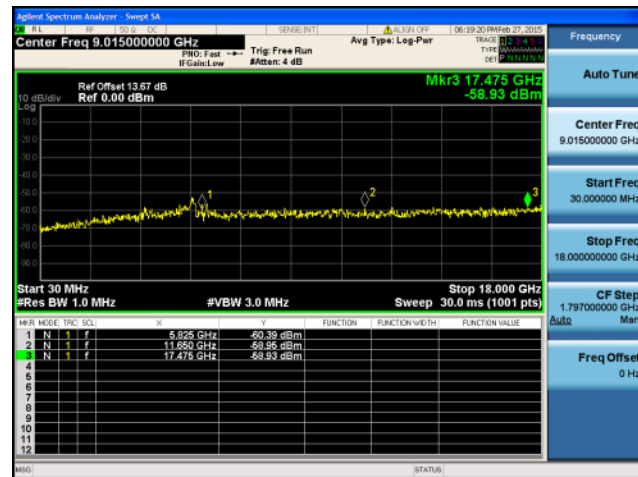
Antenna A



Antenna B



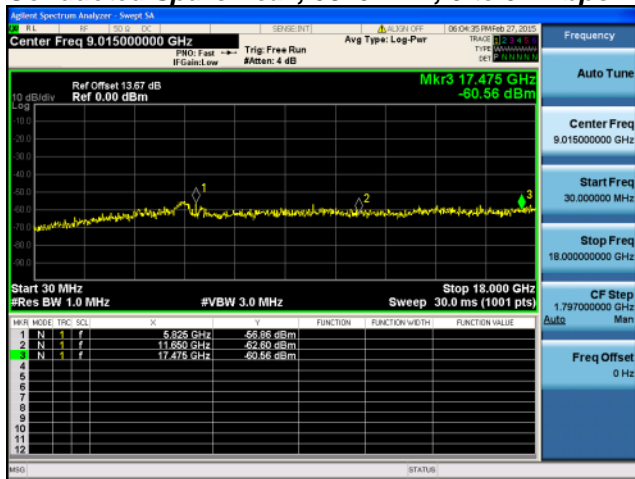
Antenna C



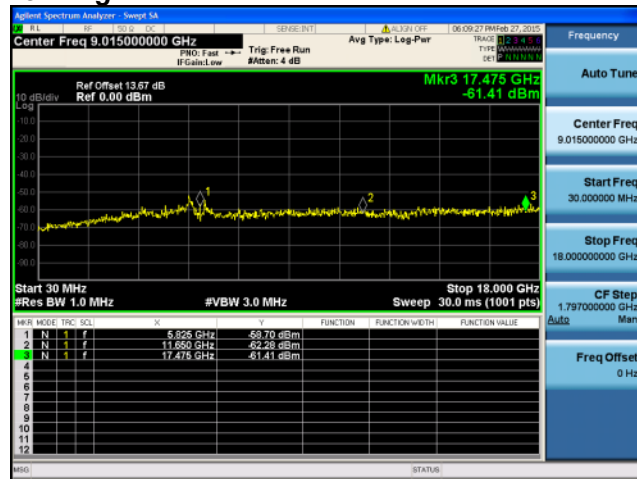
Antenna D



Conducted Spurs Peak, 5825 MHz, 6 to 54 Mbps Beam Forming



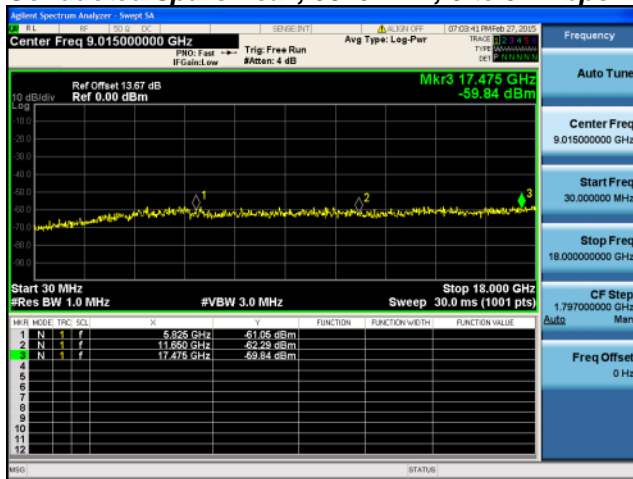
Antenna A



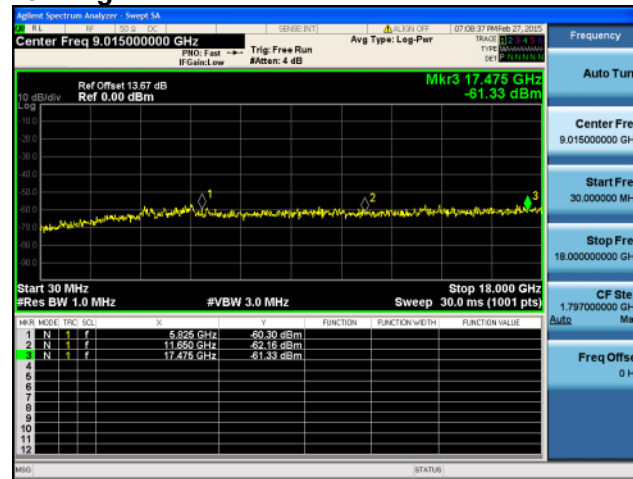
Antenna B



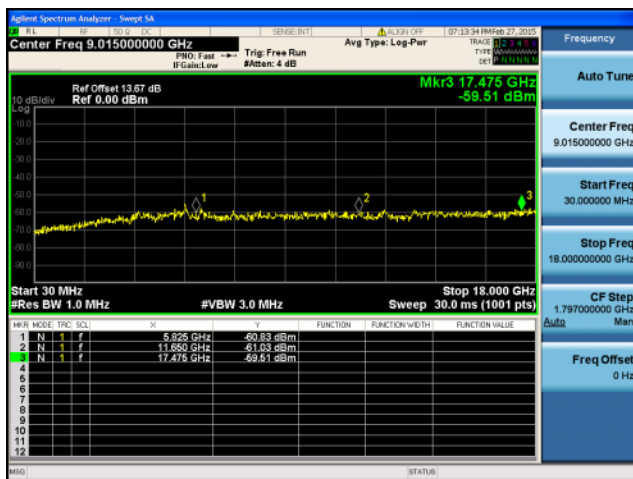
Conducted Spurs Peak, 5825 MHz, 6 to 54 Mbps Beam Forming



Antenna A



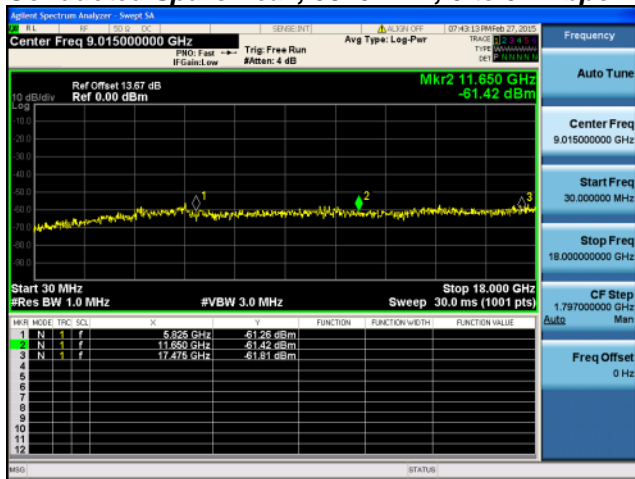
Antenna B



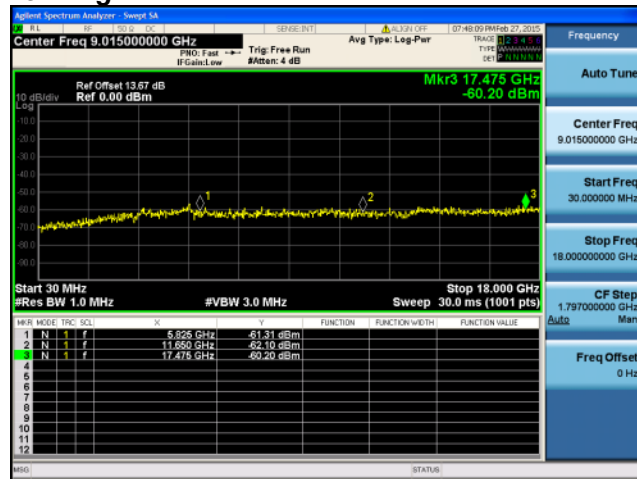
Antenna C



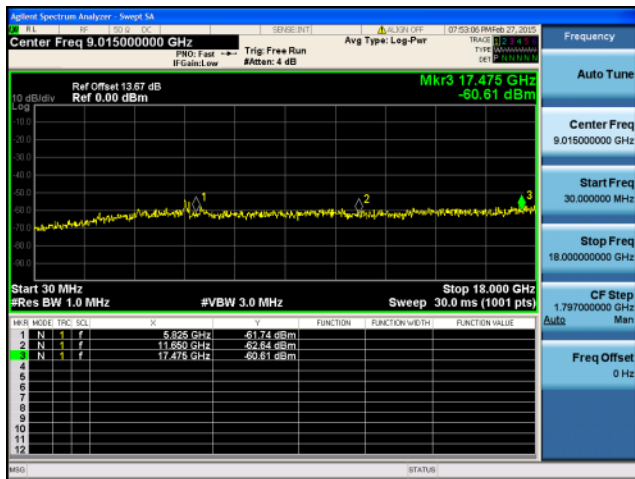
Conducted Spurs Peak, 5825 MHz, 6 to 54 Mbps Beam Forming



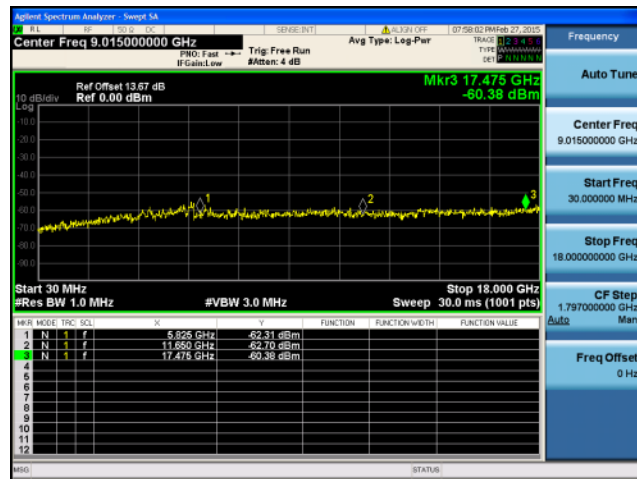
Antenna A



Antenna B



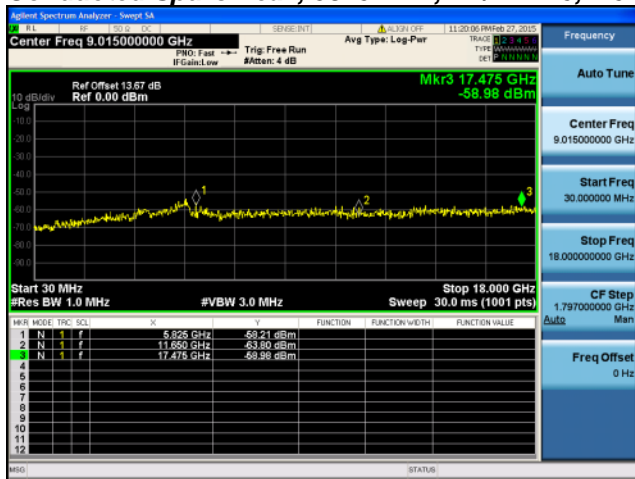
Antenna C



Antenna D



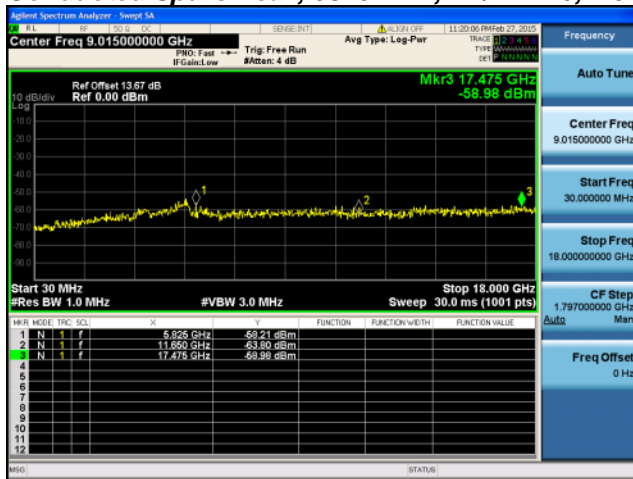
Conducted Spurs Peak, 5825 MHz, HT/VHT20, M0 to M7, M0 to M9 1ss



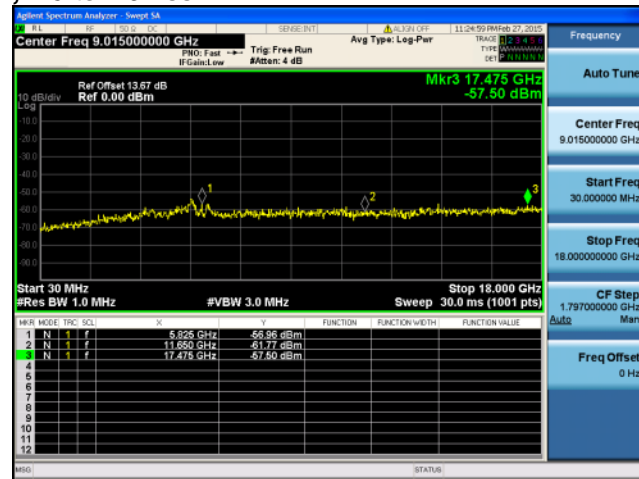
Antenna A



Conducted Spurs Peak, 5825 MHz, HT/VHT20, M0 to M7, M0 to M9 1ss



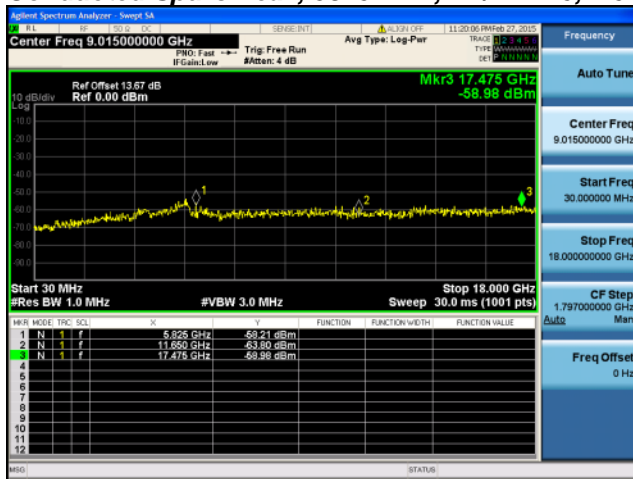
Antenna A



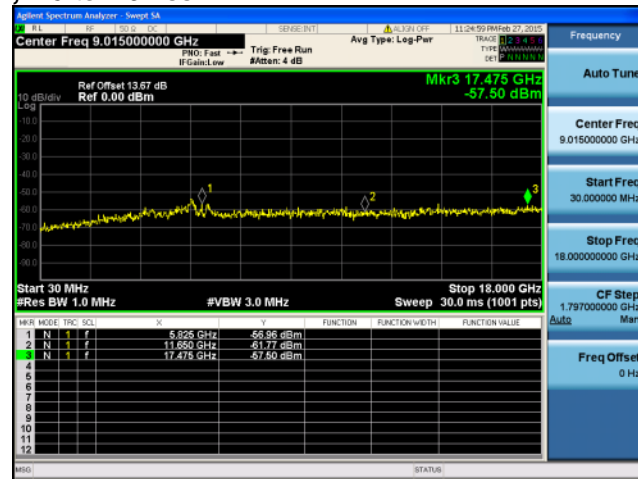
Antenna B



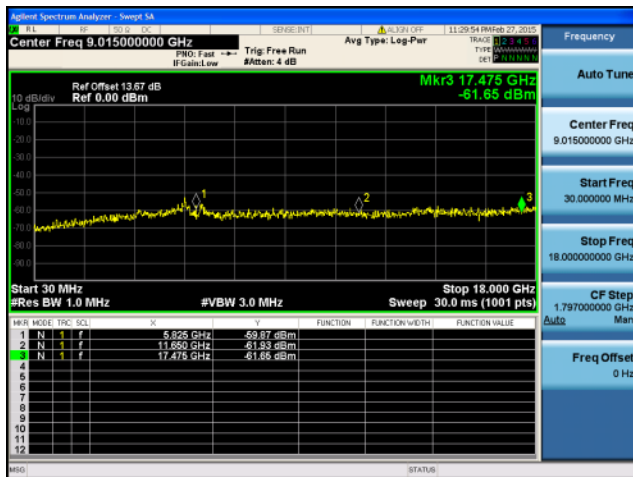
Conducted Spurs Peak, 5825 MHz, HT/VHT20, M0 to M7, M0 to M9 1ss



Antenna A



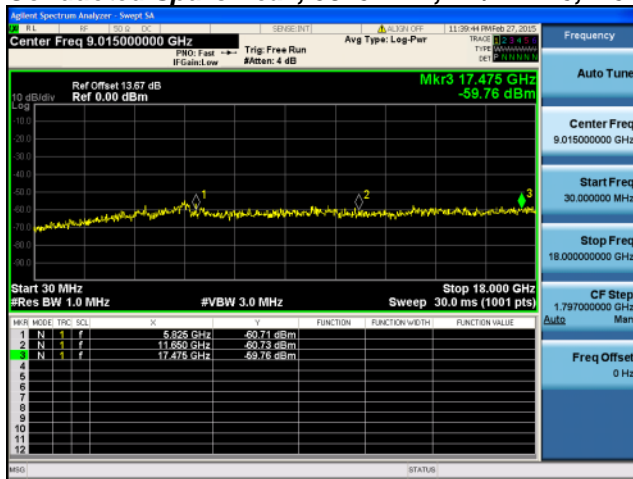
Antenna B



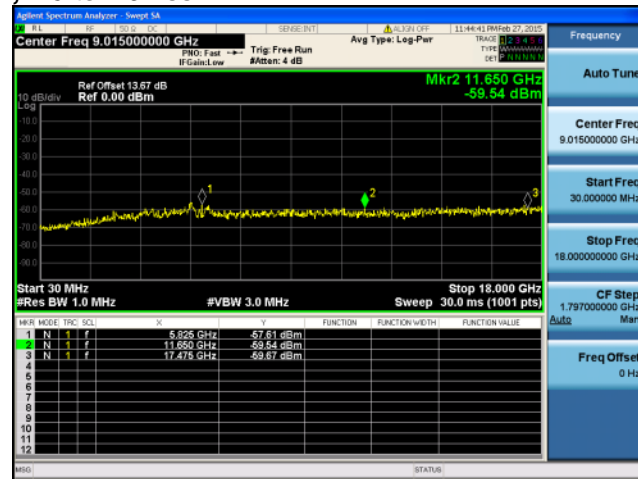
Antenna C



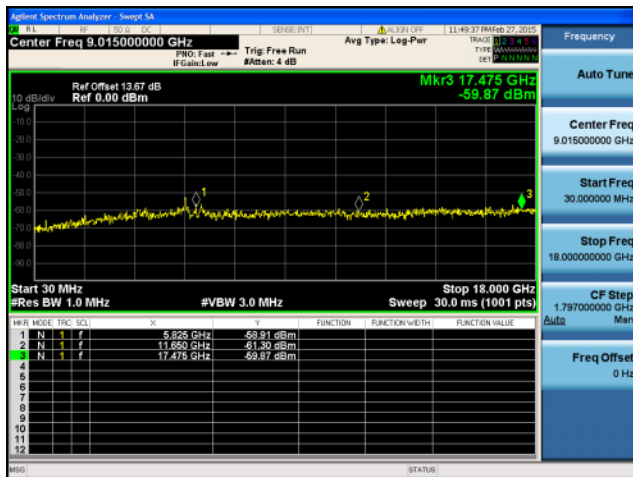
Conducted Spurs Peak, 5825 MHz, HT/VHT20, M0 to M7, M0 to M9 1ss



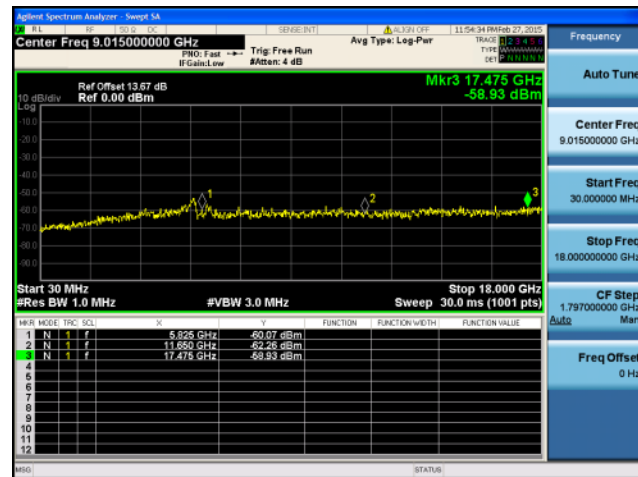
Antenna A



Antenna B



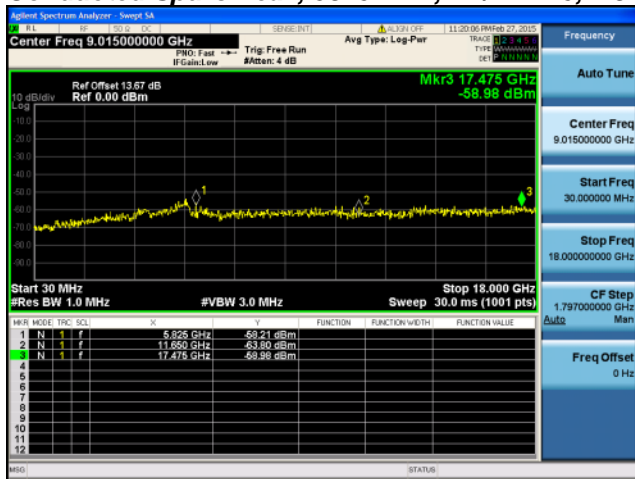
Antenna C



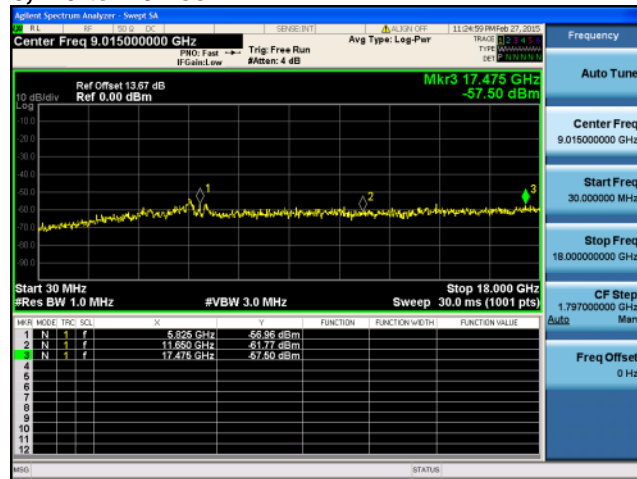
Antenna D



Conducted Spurs Peak, 5825 MHz, HT/VHT20, M8 to M15, M0 to M9 2ss



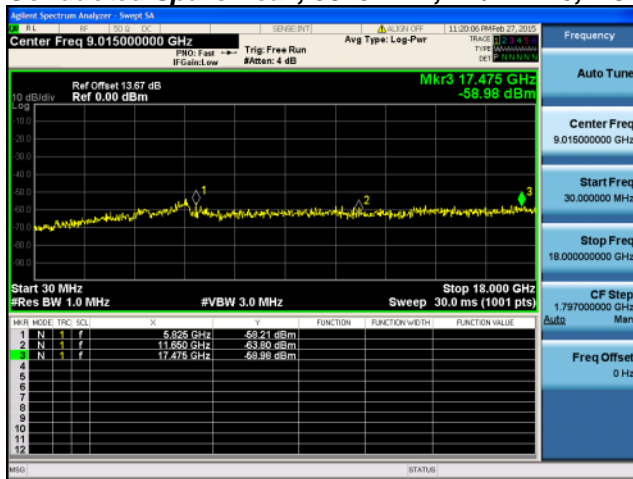
Antenna A



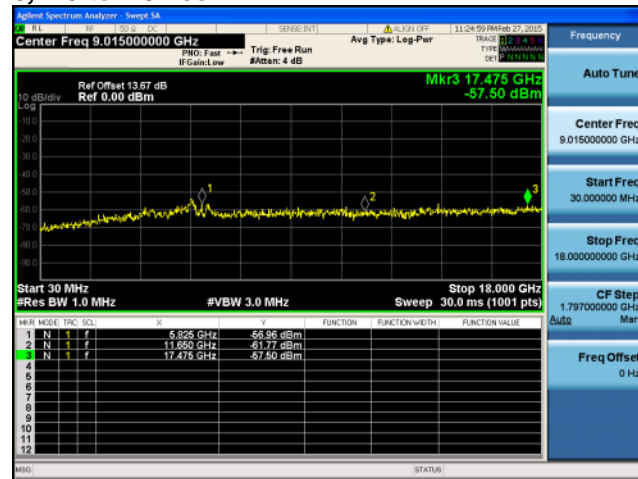
Antenna B



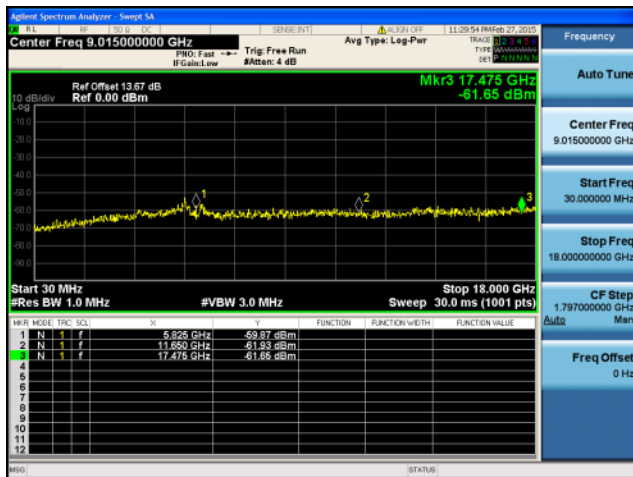
Conducted Spurs Peak, 5825 MHz, HT/VHT20, M8 to M15, M0 to M9 2ss



Antenna A



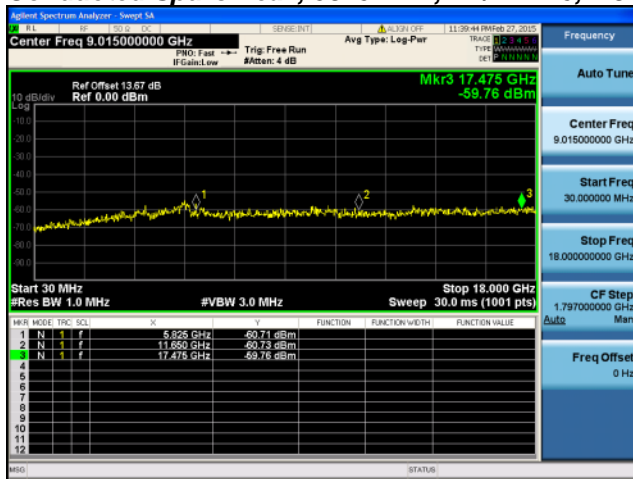
Antenna B



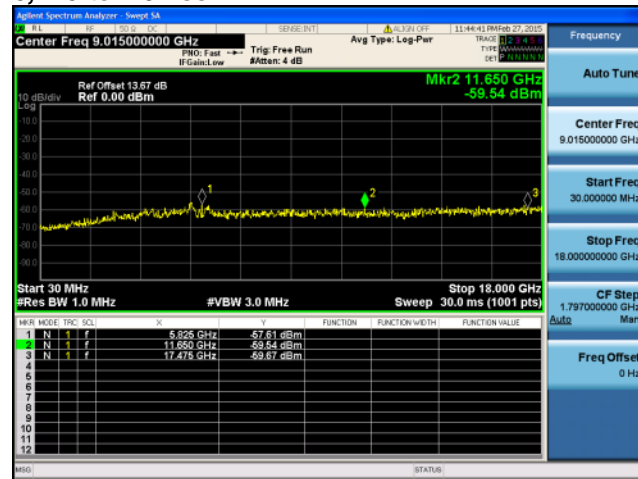
Antenna C



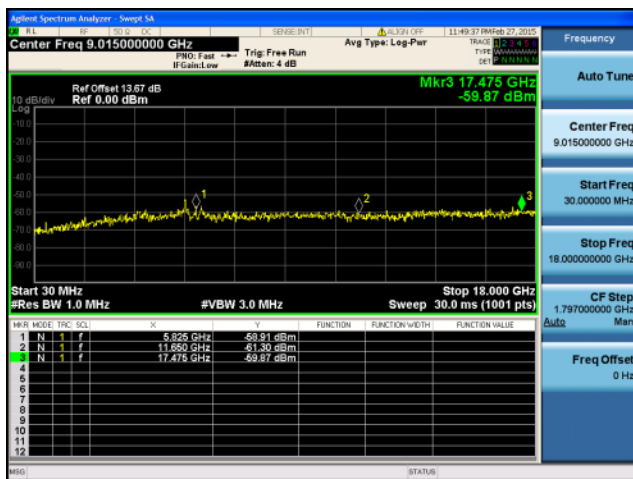
Conducted Spurs Peak, 5825 MHz, HT/VHT20, M8 to M15, M0 to M9 2ss



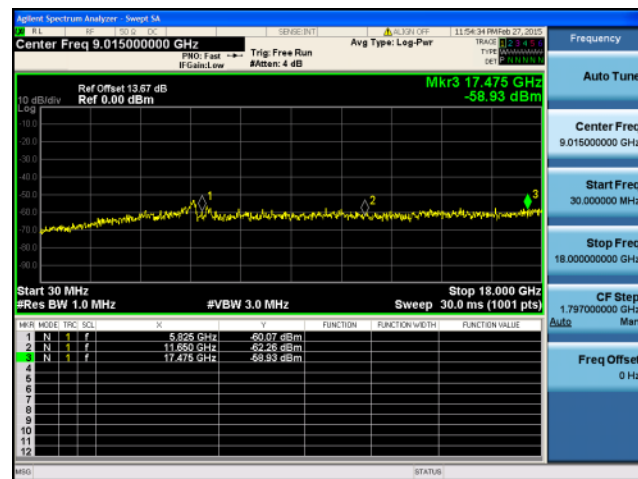
Antenna A



Antenna B



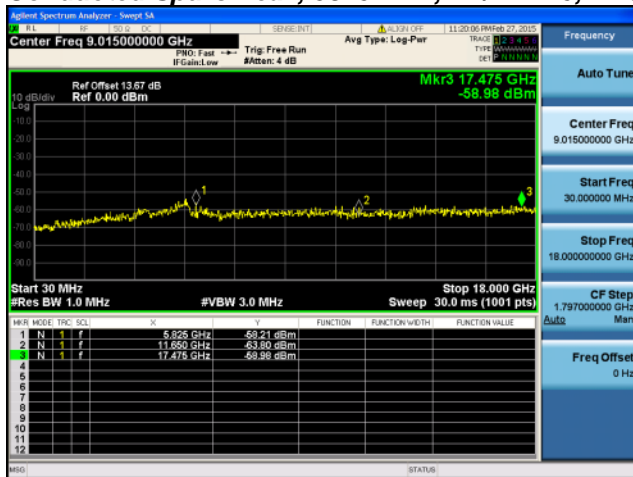
Antenna C



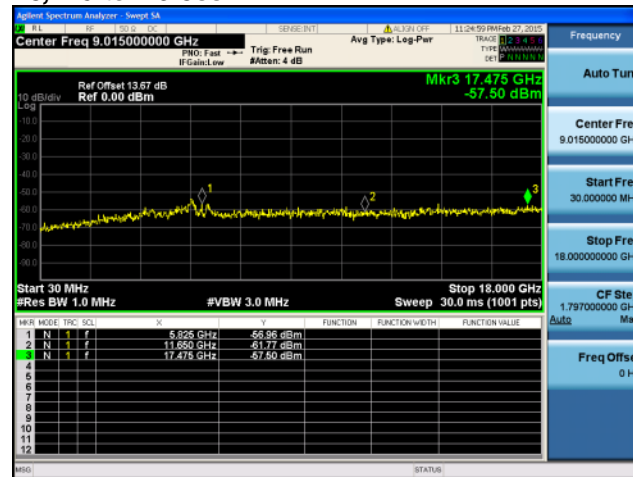
Antenna D



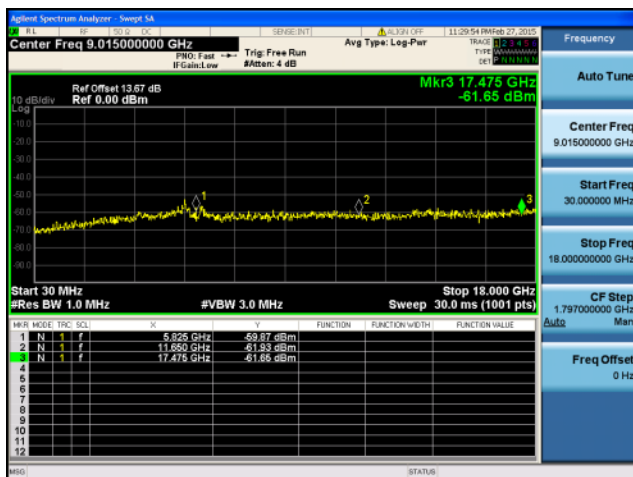
Conducted Spurs Peak, 5825 MHz, HT/VHT20, M16 to M23, M0 to M9 3ss



Antenna A



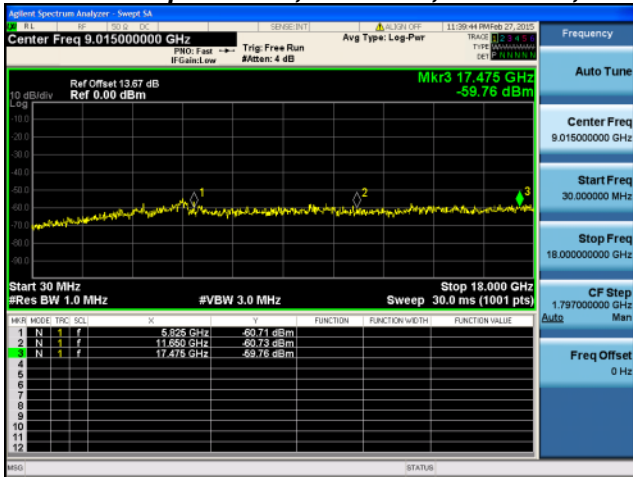
Antenna B



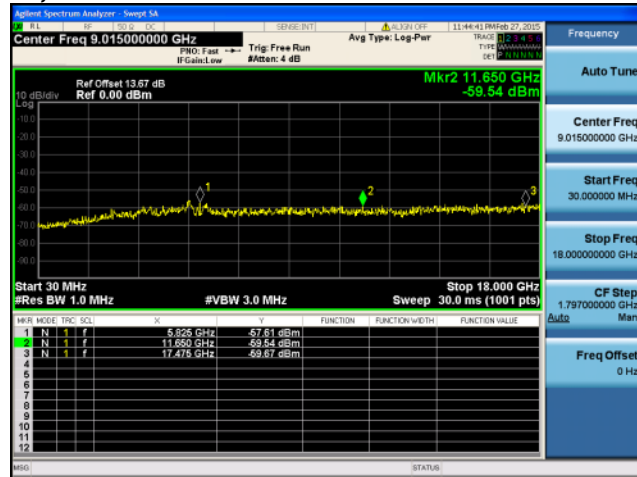
Antenna C



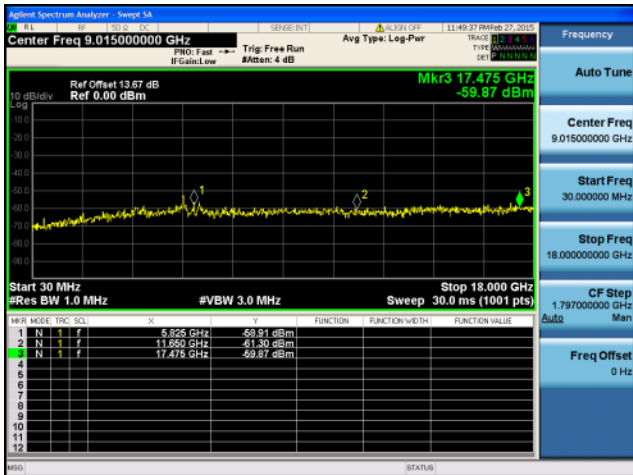
Conducted Spurs Peak, 5825 MHz, HT/VHT20, M16 to M23, M0 to M9 3ss



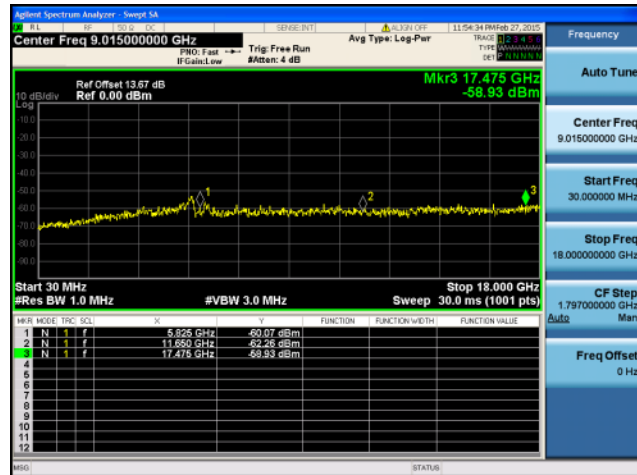
Antenna A



Antenna B



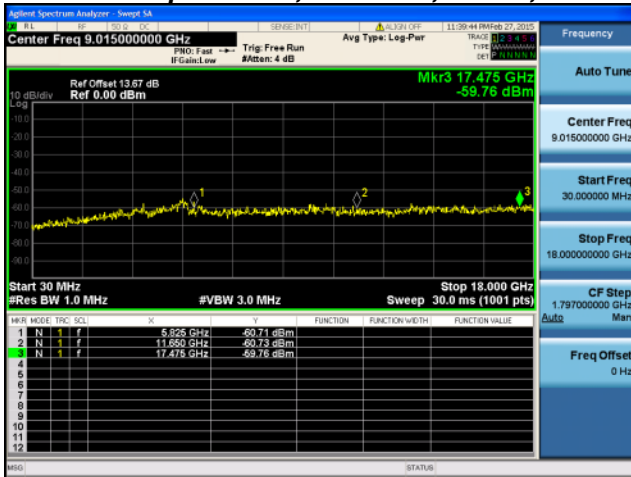
Antenna C



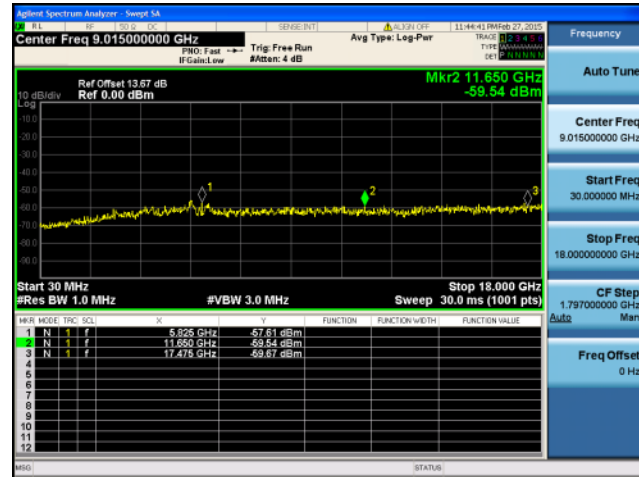
Antenna D



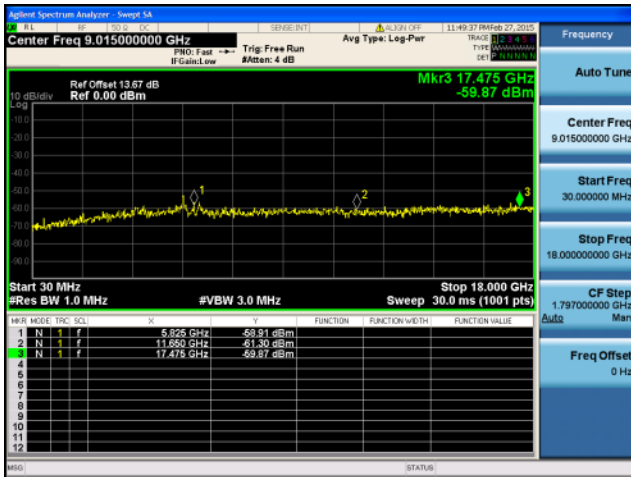
Conducted Spurs Peak, 5825 MHz, VHT20, M0 to M9 4ss



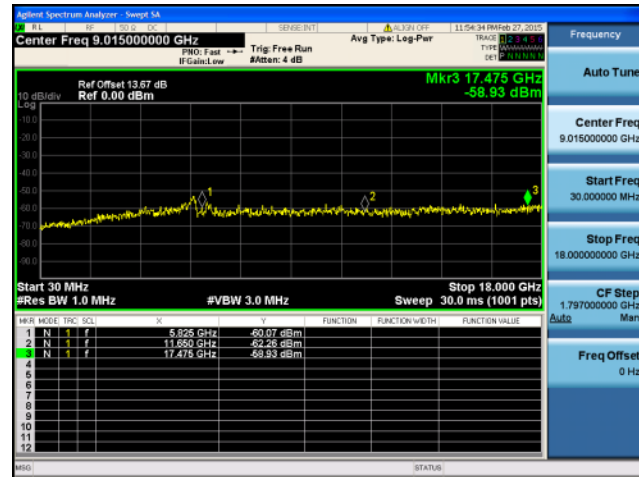
Antenna A



Antenna B



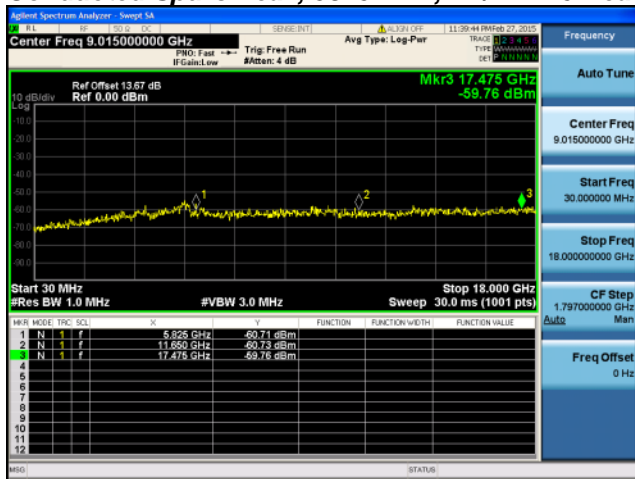
Antenna C



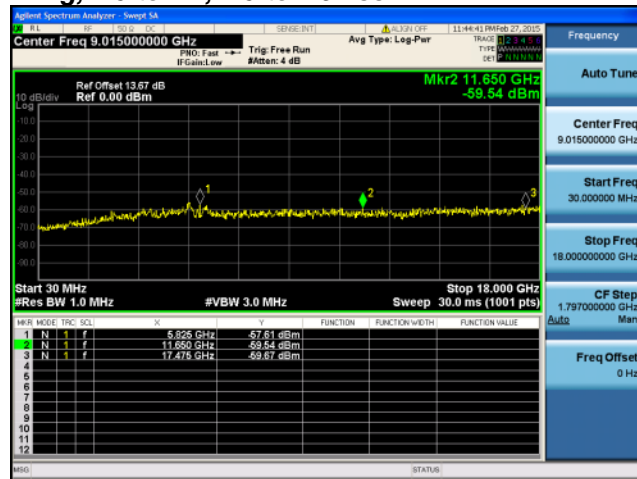
Antenna D



Conducted Spurs Peak, 5825 MHz, HT/VHT20 Beam Forming, M0 to M7, M0 to M9 1ss



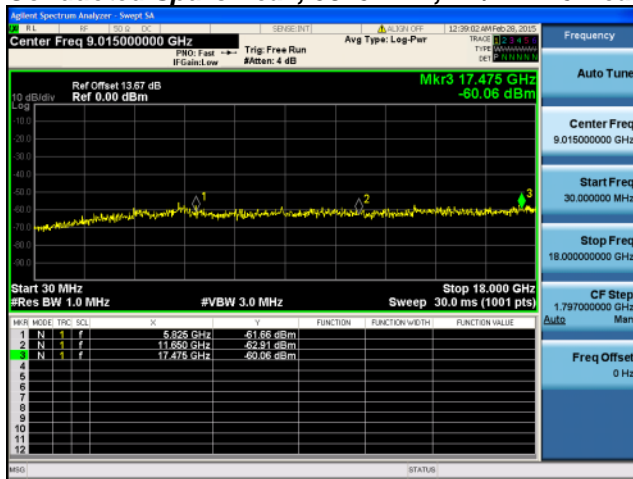
Antenna A



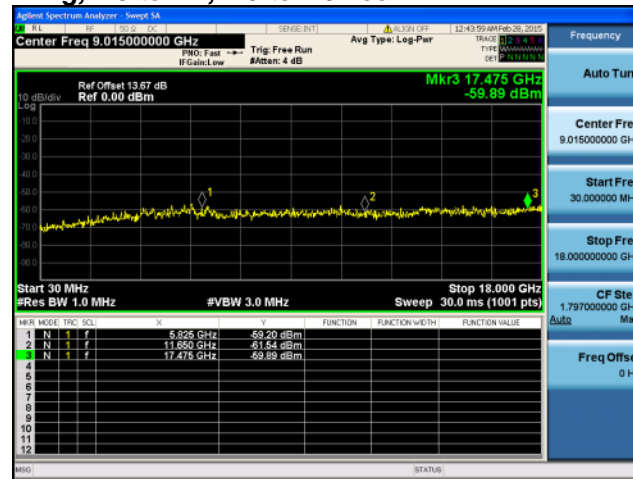
Antenna B



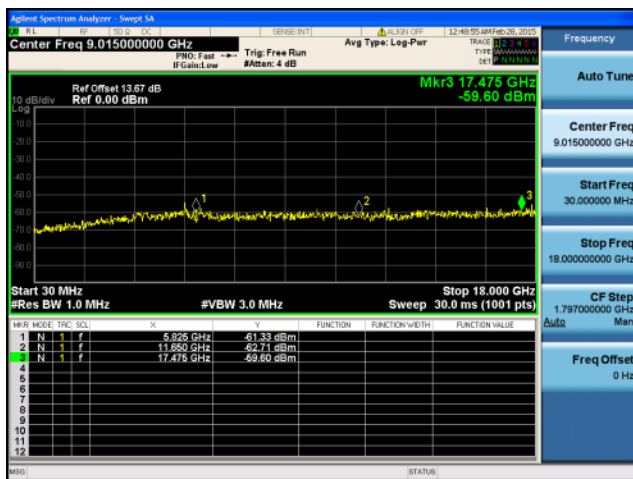
Conducted Spurs Peak, 5825 MHz, HT/VHT20 Beam Forming, M0 to M7, M0 to M9 1ss



Antenna A



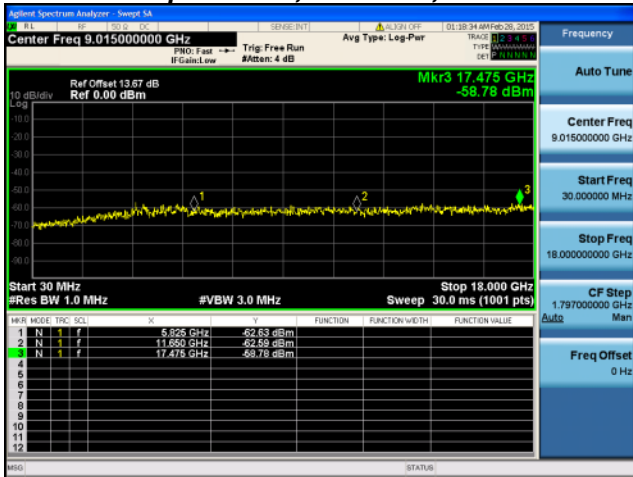
Antenna B



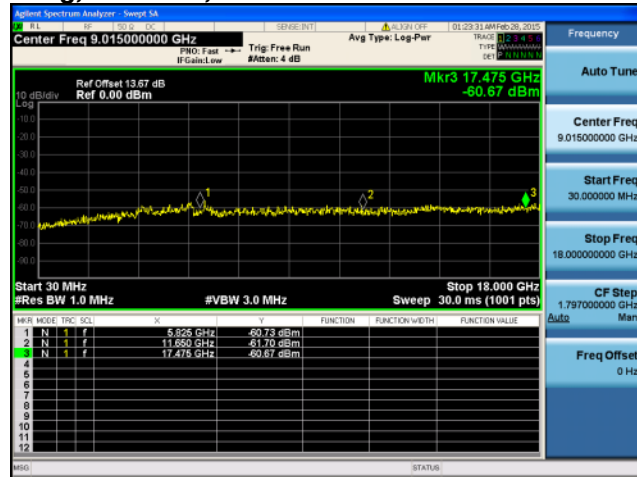
Antenna C



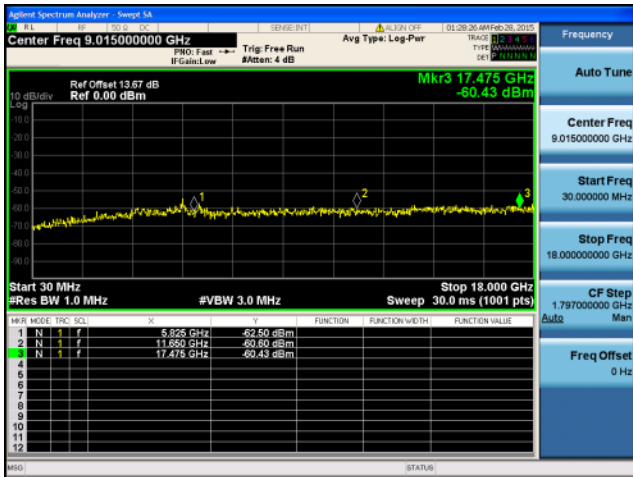
Conducted Spurs Peak, 5825 MHz, HT/VHT20 Beam Forming, M0 to M7, M0 to M9 1ss



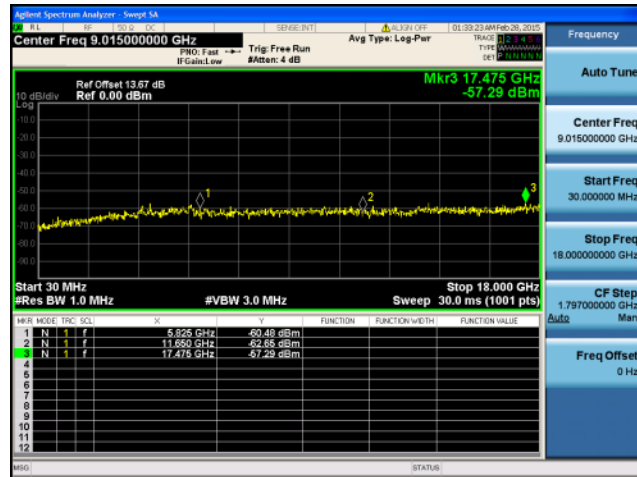
Antenna A



Antenna B



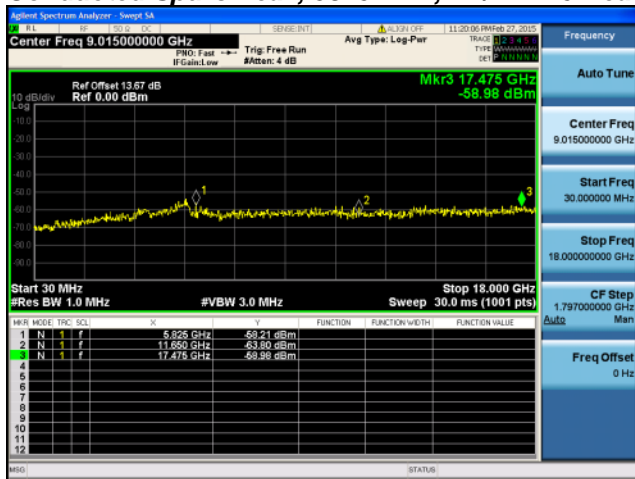
Antenna C



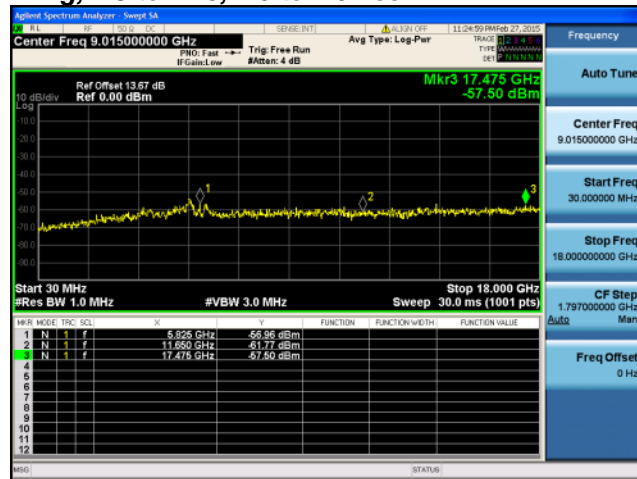
Antenna D



Conducted Spurs Peak, 5825 MHz, HT/VHT20 Beam Forming, M8 to M15, M0 to M9 2ss



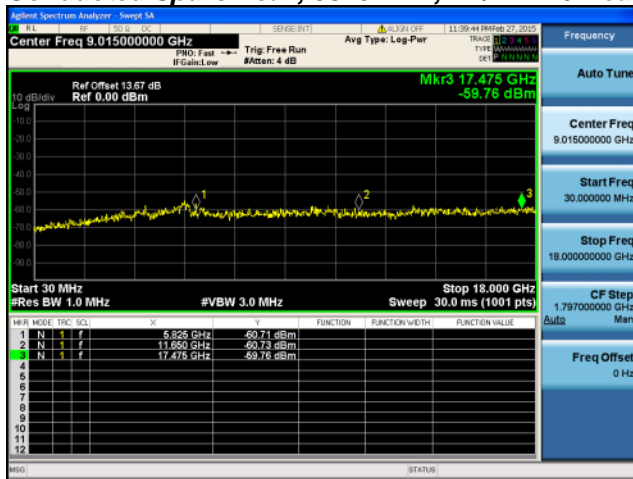
Antenna A



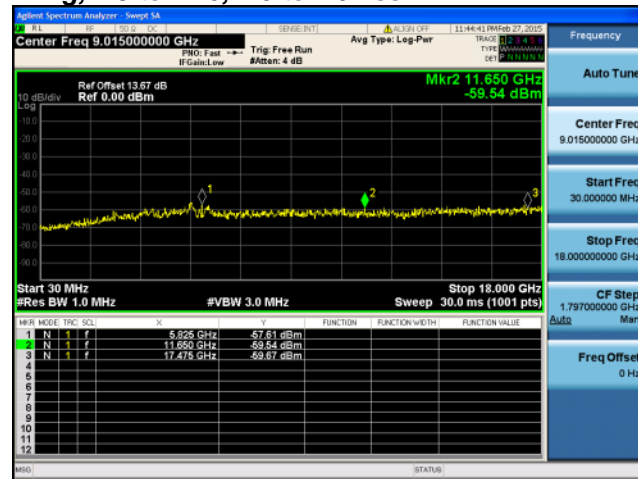
Antenna B



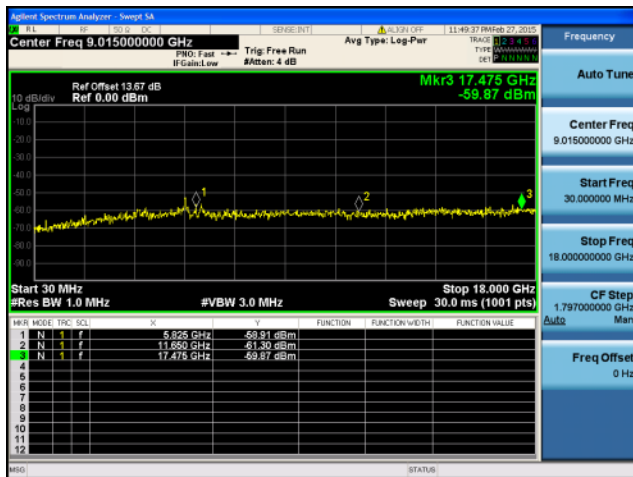
Conducted Spurs Peak, 5825 MHz, HT/VHT20 Beam Forming, M8 to M15, M0 to M9 2ss



Antenna A



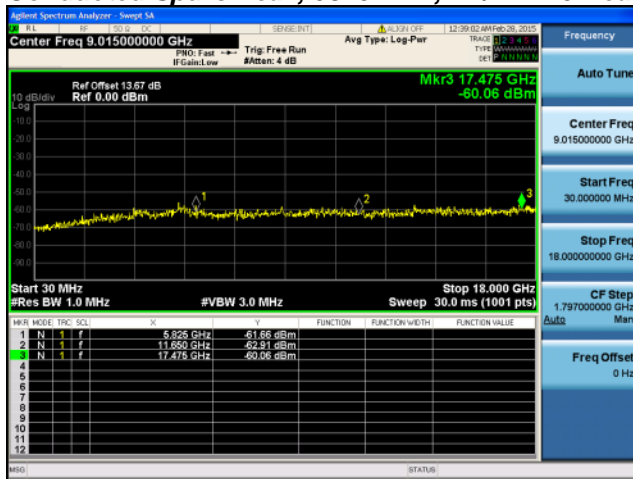
Antenna B



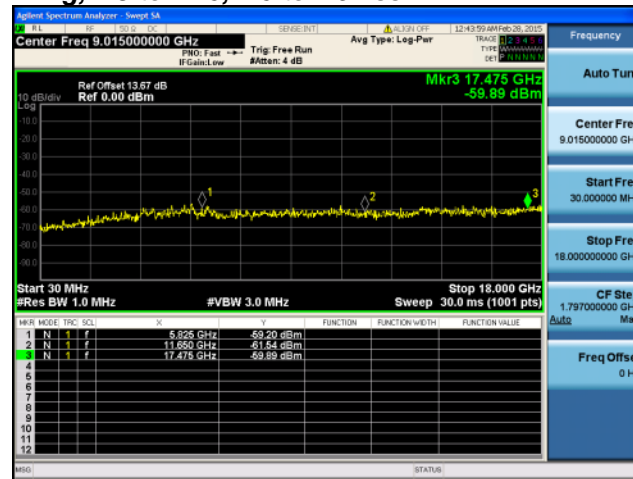
Antenna C



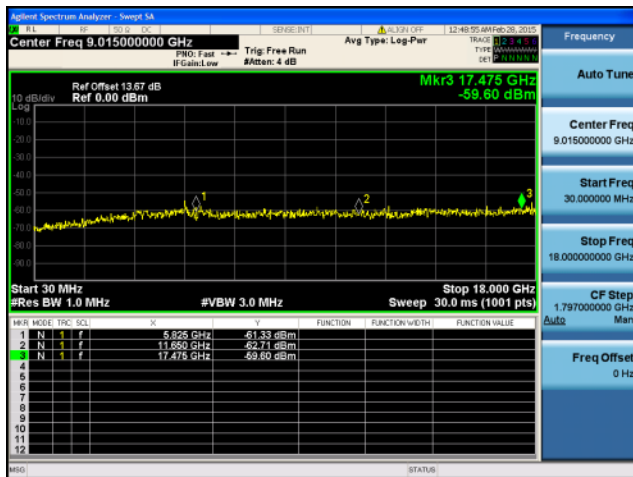
Conducted Spurs Peak, 5825 MHz, HT/VHT20 Beam Forming, M8 to M15, M0 to M9 2ss



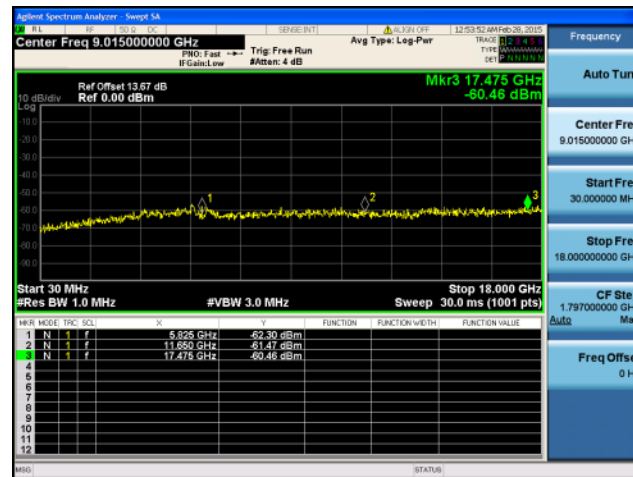
Antenna A



Antenna B



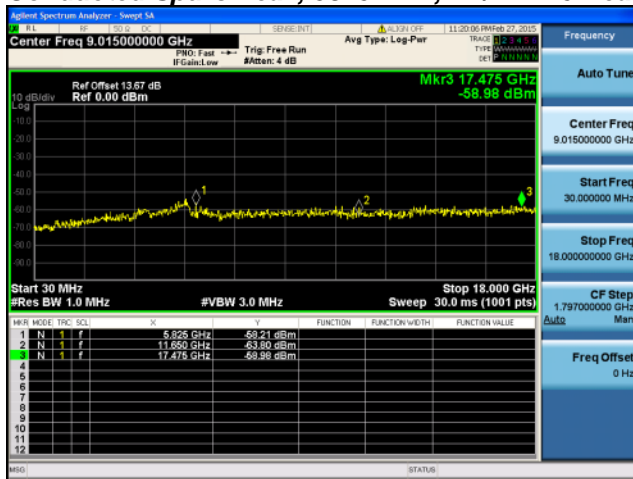
Antenna C



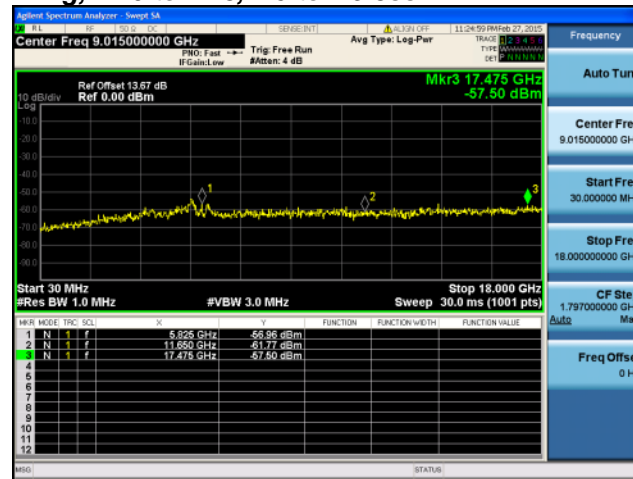
Antenna D



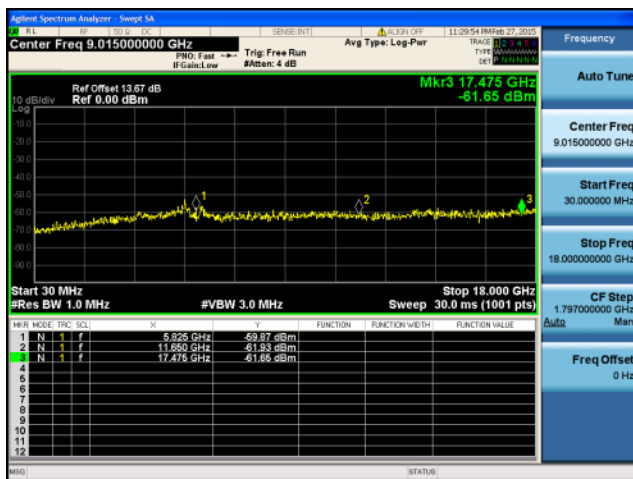
Conducted Spurs Peak, 5825 MHz, HT/VHT20 Beam Forming, M16 to M23, M0 to M9 3ss



Antenna A



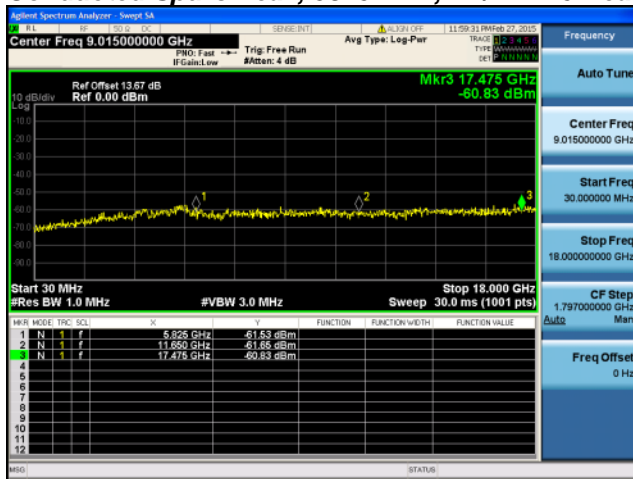
Antenna B



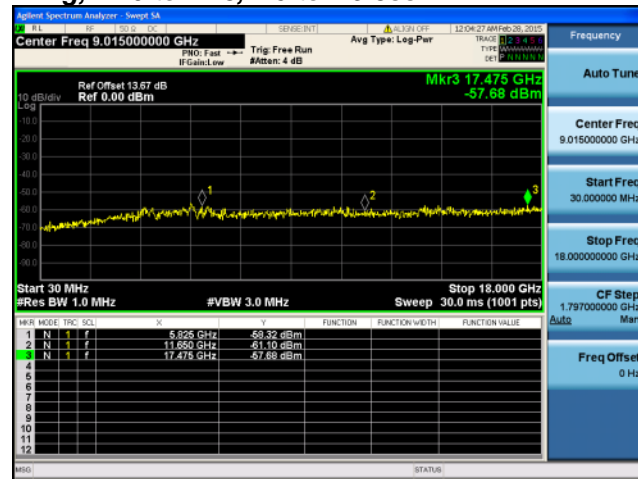
Antenna C



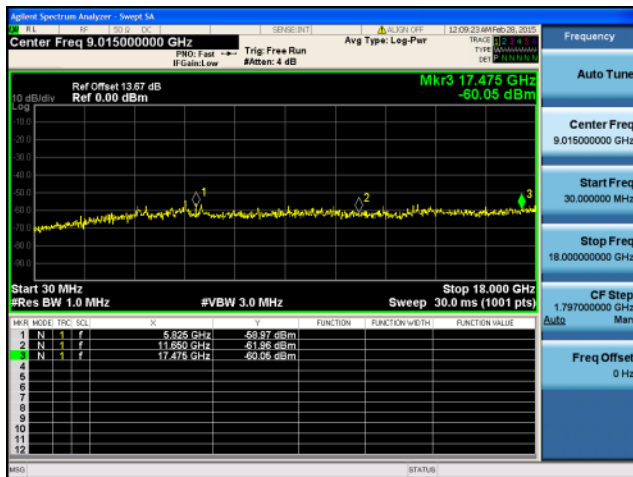
Conducted Spurs Peak, 5825 MHz, HT/VHT20 Beam Forming, M16 to M23, M0 to M9 3ss



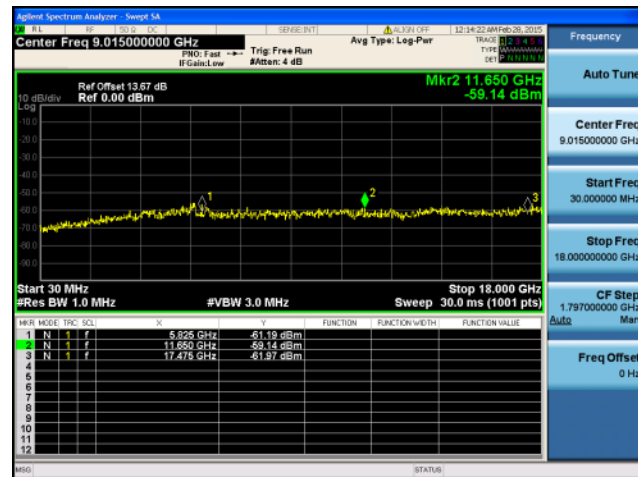
Antenna A



Antenna B



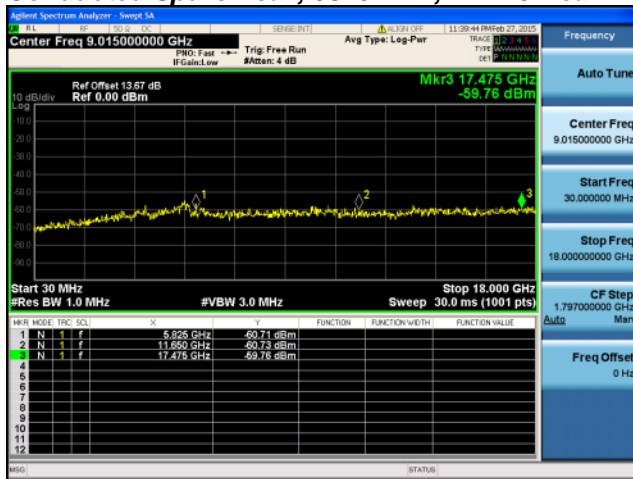
Antenna C



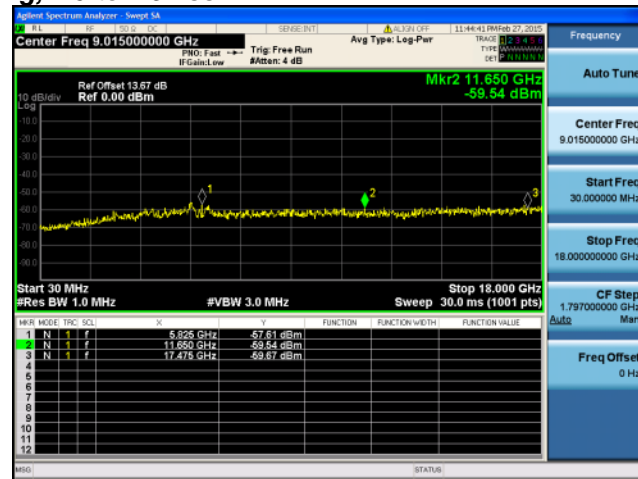
Antenna D



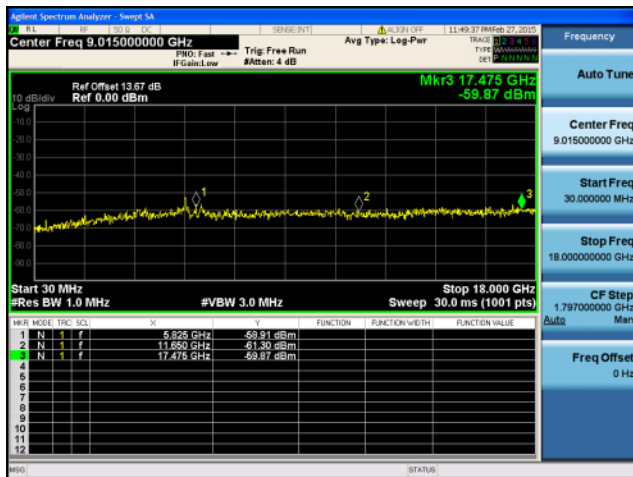
Conducted Spurs Peak, 5825 MHz, VHT20 Beam Forming, M0 to M9 4ss



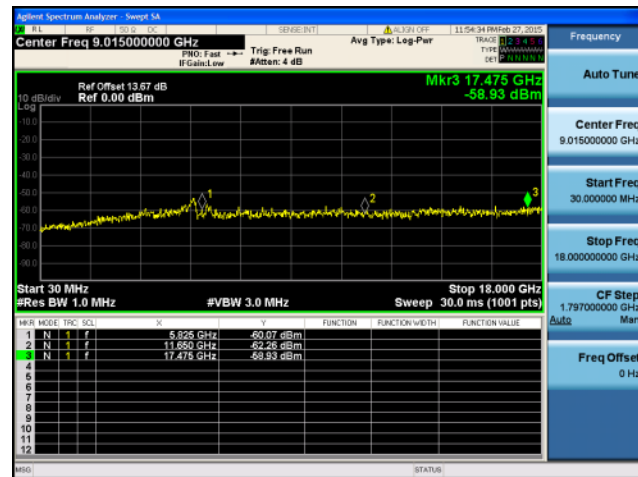
Antenna A



Antenna B



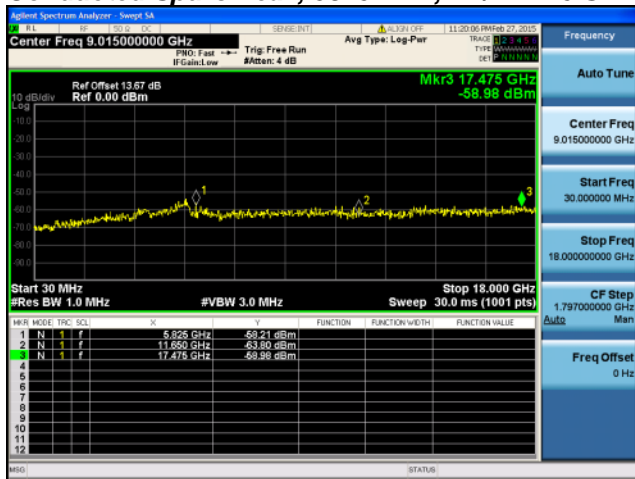
Antenna C



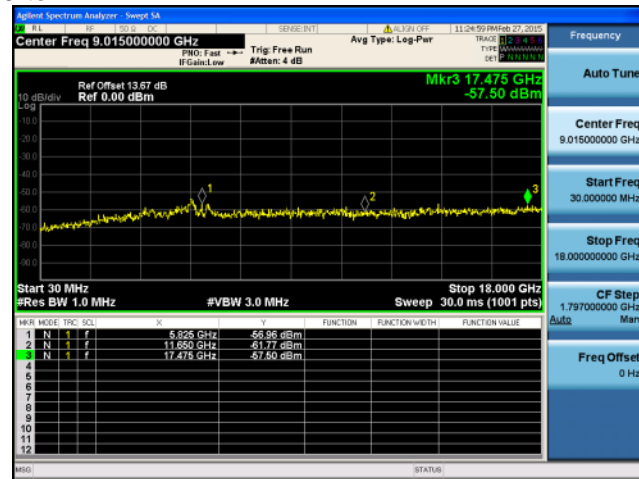
Antenna D



Conducted Spurs Peak, 5825 MHz, HT/VHT20 STBC, M0 to M7



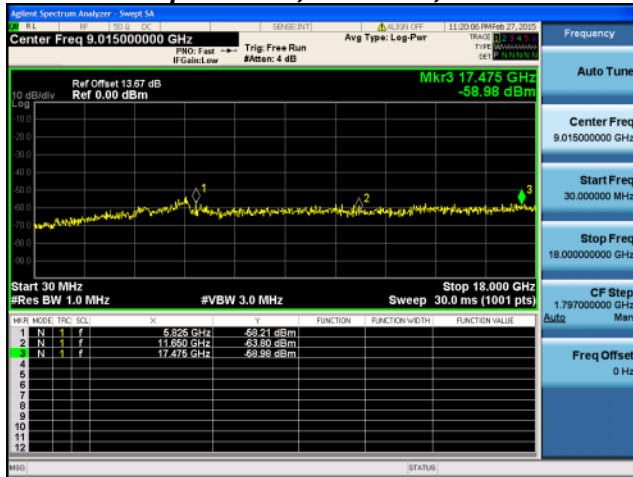
Antenna A



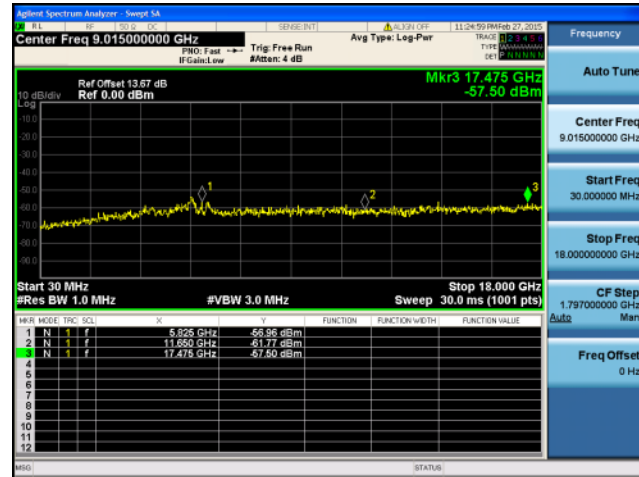
Antenna B



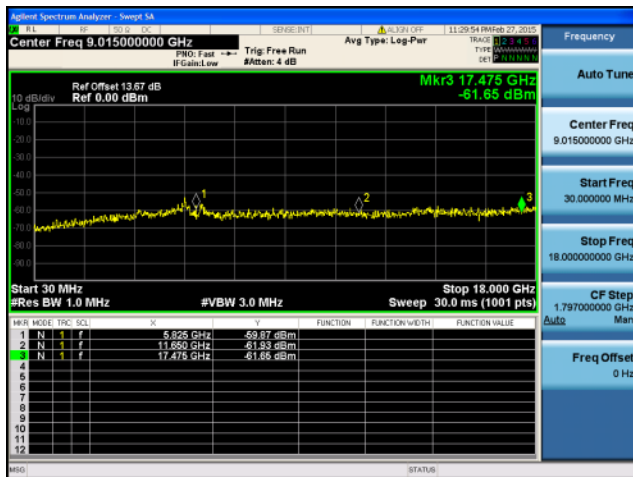
Conducted Spurs Peak, 5825 MHz, HT/VHT20 STBC, M0 to M7



Antenna A



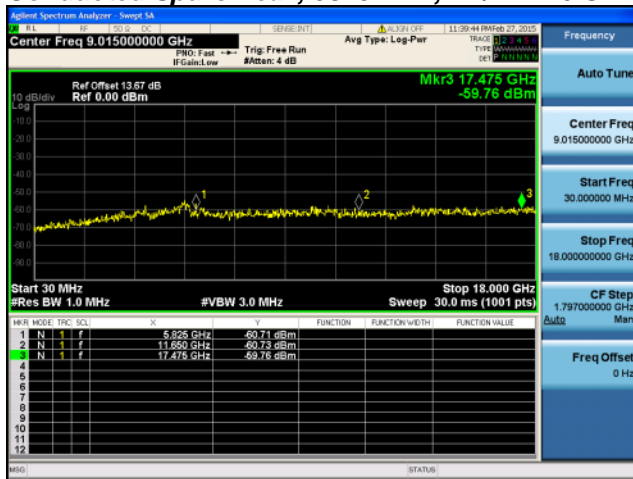
Antenna B



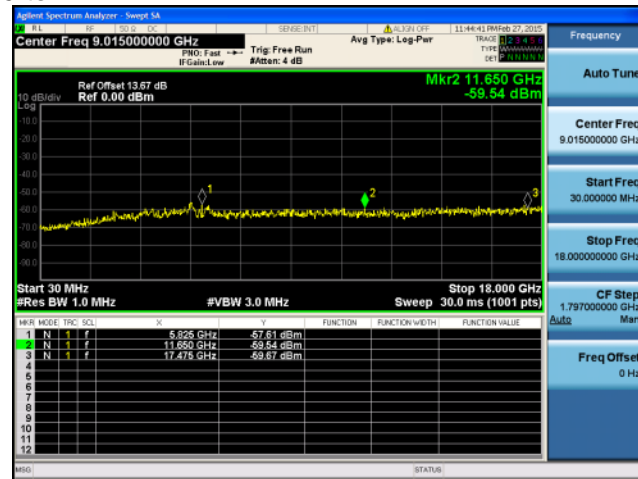
Antenna C



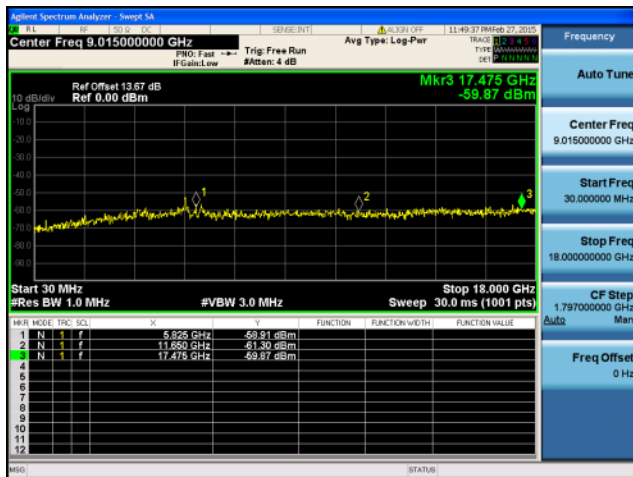
Conducted Spurs Peak, 5825 MHz, HT/VHT20 STBC, M0 to M7



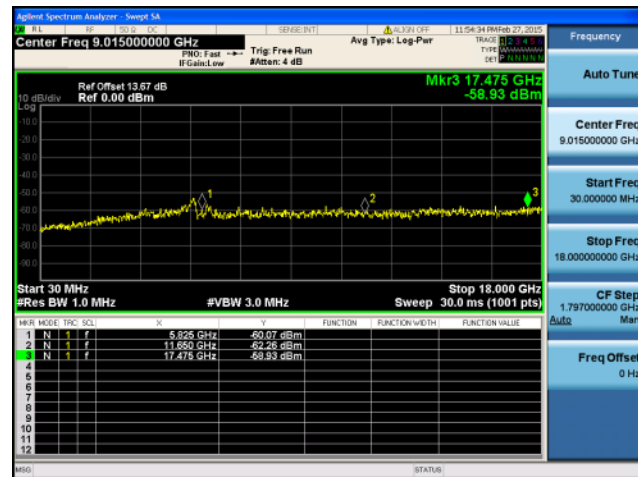
Antenna A



Antenna B



Antenna C



Antenna D



Conducted Bandedge

15.407: For transmitters operating in the 5.725-5.85 GHz band: All emissions within the frequency range from the band edge to 10 MHz above or below the band edge shall not exceed an e.i.r.p. of -17 dBm/MHz; for frequencies 10 MHz or greater above or below the band edge, emissions shall not exceed an e.i.r.p. of -27 dBm/MHz.

As specified in § 15.407(b), emissions above 1000 MHz that are outside of the restricted bands are subject to a maximum emission limit of -27 dBm/MHz (or -17 dBm/MHz as specified in § 15.407(b)(4)). However, an out-of-band emission that complies with both the peak and average limits of § 15.209 is not required to satisfy the -27 dBm/MHz or -17 dBm/MHz maximum emission limit.

Connect the antenna port(s) to the spectrum analyzer input. Place the radio in continuous transmit mode. Be sure to enter all losses between the transmitter output and the spectrum analyzer.

Reference Level:	10 dBm
Attenuation:	4 dB
Sweep Time:	Coupled
Resolution Bandwidth:	1 MHz
Video Bandwidth:	1 kHz for average
Detector:	Peak

Save 2 plots: 1) Average Plot (Vertical and Horizontal), Limit= -41.25 dBm eirp (54dBuV @3m)
2) Peak plot (Vertical and Horizontal), Limit = -21.25 dBm eirp (74dBuV @3m)

Place a marker at the end of the restricted band closest to the transmit frequency to show compliance. Also measure any emissions in the restricted bands.

The "measure-and-sum technique" is used for measuring in-band transmit power of a device. In the measure-and-sum approach, the conducted emission level is measured at each antenna port. The measured results at the various antenna ports are then summed mathematically to determine the total emission level from the device. Summing is performed in linear power units.

This report represents the worst case data for all supported operating modes and antennas.



Frequency (MHz)	Mode	Tx Paths	Correlated Antenna Gain (dBi)	Tx 1 Bandedge Level (dBm)	Tx 2 Bandedge Level (dBm)	Tx 3 Bandedge Level (dBm)	Tx 4 Bandedge Level (dBm)	Total Tx Bandedge Level (dBm)	Limit (dBm)	Margin (dB)
5745	6 to 54 Mbps	1	6	-48.3				-42.3	-41.25	1.1
	6 to 54 Mbps	2	6	-49.6	-51.6			-41.5	-41.25	0.2
	6 to 54 Mbps	3	6	-52.3	-53.8	-52.5		-42.0	-41.25	0.8
	6 to 54 Mbps	4	6	-53.4	-55.1	-54.1	-53.3	-41.9	-41.25	0.6
	6 to 54 Mbps Beam Forming	2	9	-53.4	-55.1			-42.2	-41.25	0.9
	6 to 54 Mbps Beam Forming	3	11	-57.3	-57.9	-57.2		-41.9	-41.25	0.6
	6 to 54 Mbps Beam Forming	4	12	-60.1	-60.3	-59.7	-60.4	-42.1	-41.25	0.8
	HT/VHT20, M0 to M7, M0 to M9 1ss	1	6	-48.0				-42.0	-41.25	0.8
	HT/VHT20, M0 to M7, M0 to M9 1ss	2	6	-50.4	-52.4			-42.3	-41.25	1.0
	HT/VHT20, M0 to M7, M0 to M9 1ss	3	6	-51.6	-53.7	-52.7		-41.8	-41.25	0.6
	HT/VHT20, M0 to M7, M0 to M9 1ss	4	6	-53.0	-54.9	-53.9	-53.6	-41.8	-41.25	0.5
	HT/VHT20, M8 to M15, M0 to M9 2ss	2	6	-50.4	-52.4			-42.3	-41.25	1.0
	HT/VHT20, M8 to M15, M0 to M9 2ss	3	6	-51.6	-53.7	-52.7		-41.8	-41.25	0.6
	HT/VHT20, M8 to M15, M0 to M9 2ss	4	6	-53.0	-54.9	-53.9	-53.6	-41.8	-41.25	0.5
	HT/VHT20, M16 to M23, M0 to M9 3ss	3	6	-51.6	-53.7	-52.7		-41.8	-41.25	0.6
	HT/VHT20, M16 to M23, M0 to M9 3ss	4	6	-53.0	-54.9	-53.9	-53.6	-41.8	-41.25	0.5
	VHT20, M0 to M9 4ss	4	6	-53.0	-54.9	-53.9	-53.6	-41.8	-41.25	0.5
	HT/VHT20 Beam Forming, M0 to M7, M0 to M9 1ss	2	9	-53.0	-54.9			-41.8	-41.25	0.6
	HT/VHT20 Beam Forming, M0 to M7, M0 to M9 1ss	3	11	-57.0	-57.8	-56.5		-41.5	-41.25	0.2
	HT/VHT20 Beam Forming, M0 to M7, M0 to M9 1ss	4	12	-60.2	-59.8	-59.6	-60.7	-42.0	-41.25	0.8
	HT/VHT20 Beam Forming, M8 to M15, M0 to M9 2ss	2	6	-50.4	-52.4			-42.3	-41.25	1.0
	HT/VHT20 Beam Forming, M8 to M15, M0 to M9 2ss	3	8	-53.0	-54.9	-53.9		-41.3	-41.25	0.0
	HT/VHT20 Beam Forming, M8 to M15, M0 to M9 2ss	4	9	-57.0	-57.8	-56.5	-57.4	-42.1	-41.25	0.9
	HT/VHT20 Beam Forming, M16 to M23, M0 to M9 3ss	3	6	-51.6	-53.7	-52.7		-41.8	-41.25	0.6
	HT/VHT20 Beam Forming, M16 to M23, M0 to M9 3ss	4	7	-55.4	-56.1	-55.4	-55.6	-42.4	-41.25	1.1
	VHT20 Beam Forming, M0 to M9 4ss	4	6	-53.0	-54.9	-53.9	-53.6	-41.8	-41.25	0.5
	HT/VHT20 STBC, M0 to M7	2	6	-50.4	-52.4			-42.3	-41.25	1.0
	HT/VHT20 STBC, M0 to M7	3	6	-51.6	-53.7	-52.7		-41.8	-41.25	0.6
HT/VHT20 STBC, M0 to M7	4	6	-53.0	-54.9	-53.9	-53.6	-41.8	-41.25	0.5	



5755	Non HT40 Duplicate, 6 to 54 Mbps	1	6	-48.1				-42.1	-41.25	0.9
	Non HT40 Duplicate, 6 to 54 Mbps	2	6	-50.7	-52.9			-42.7	-41.25	1.4
	Non HT40 Duplicate, 6 to 54 Mbps	3	6	-52.0	-53.9	-53.1		-42.2	-41.25	0.9
	Non HT40 Duplicate, 6 to 54 Mbps	4	6	-54.0	-55.2	-53.7	-54.3	-42.2	-41.25	1.0
	HT/VHT40, M0 to M7, M0 to M9 1ss	1	6	-47.6				-41.6	-41.25	0.4
	HT/VHT40, M0 to M7, M0 to M9 1ss	2	6	-50.3	-52.5			-42.3	-41.25	1.0
	HT/VHT40, M0 to M7, M0 to M9 1ss	3	6	-51.2	-53.3	-52.4		-41.4	-41.25	0.2
	HT/VHT40, M0 to M7, M0 to M9 1ss	4	6	-53.0	-54.6	-53.6	-53.5	-41.6	-41.25	0.4
	HT/VHT40, M8 to M15, M0 to M9 2ss	2	6	-50.3	-52.5			-42.3	-41.25	1.0
	HT/VHT40, M8 to M15, M0 to M9 2ss	3	6	-51.2	-53.3	-52.4		-41.4	-41.25	0.2
	HT/VHT40, M8 to M15, M0 to M9 2ss	4	6	-53.0	-54.6	-53.6	-53.5	-41.6	-41.25	0.4
	HT/VHT40, M16 to M23, M0 to M9 3ss	3	6	-51.2	-53.3	-52.4		-41.4	-41.25	0.2
	HT/VHT40, M16 to M23, M0 to M9 3ss	4	6	-53.0	-54.6	-53.6	-53.5	-41.6	-41.25	0.4
	VHT40, M0 to M9 4ss	4	6	-53.0	-54.6	-53.6	-53.5	-41.6	-41.25	0.4
	HT/VHT40 Beam Forming, M0 to M7, M0 to M9 1ss	2	9	-53.0	-54.6			-41.7	-41.25	0.5
	HT/VHT40 Beam Forming, M0 to M7, M0 to M9 1ss	3	11	-58.3	-58.5	-58.0		-42.7	-41.25	1.4
	HT/VHT40 Beam Forming, M0 to M7, M0 to M9 1ss	4	12	-60.2	-60.3	-59.7	-60.5	-42.1	-41.25	0.9
	HT/VHT40 Beam Forming, M8 to M15, M0 to M9 2ss	2	6	-50.3	-52.5			-42.3	-41.25	1.0
	HT/VHT40 Beam Forming, M8 to M15, M0 to M9 2ss	3	8	-54.7	-56.0	-55.2		-42.7	-41.25	1.4
	HT/VHT40 Beam Forming, M8 to M15, M0 to M9 2ss	4	9	-56.5	-57.0	-56.3	-57.1	-41.7	-41.25	0.4
HT/VHT40 Beam Forming, M16 to M23, M0 to M9 3ss	3	6	-51.2	-53.3	-52.4		-41.4	-41.25	0.2	
HT/VHT40 Beam Forming, M16 to M23, M0 to M9 3ss	4	7	-54.7	-56.0	-55.2	-55.3	-42.1	-41.25	0.8	
VHT40 Beam Forming, M0 to M9 4ss	4	6	-53.0	-54.6	-53.6	-53.5	-41.6	-41.25	0.4	
HT/VHT40 STBC, M0 to M7	2	6	-50.3	-52.5			-42.3	-41.25	1.0	
HT/VHT40 STBC, M0 to M7	3	6	-51.2	-53.3	-52.4		-41.4	-41.25	0.2	
HT/VHT40 STBC, M0 to M7	4	6	-53.0	-54.6	-53.6	-53.5	-41.6	-41.25	0.4	
5775	Non HT80 Duplicate, 6 to 54 Mbps	1	6	-48.2				-42.2	-41.25	1.0
	Non HT80 Duplicate, 6 to 54 Mbps	2	6	-50.0	-53.2			-42.3	-41.25	1.1
	Non HT80 Duplicate, 6 to 54 Mbps	3	6	-51.1	-54.4	-53.4		-42.0	-41.25	0.7
	Non HT80 Duplicate, 6 to 54 Mbps	4	6	-52.1	-55.2	-54.4	-52.5	-41.3	-41.25	0.1
	VHT80, M0 to M9 1ss	1	6	-48.5				-42.5	-41.25	1.3
	VHT80, M0 to M9 1ss	2	6	-49.4	-52.8			-41.8	-41.25	0.5
	VHT80, M0 to M9 1ss	3	6	-50.7	-53.8	-52.6		-41.4	-41.25	0.2
	VHT80, M0 to M9 1ss	4	6	-53.5	-55.5	-55.0	-53.8	-42.4	-41.25	1.1
	VHT80, M0 to M9 2ss	2	6	-49.4	-52.8			-41.8	-41.25	0.5
	VHT80, M0 to M9 2ss	3	6	-50.7	-53.8	-52.6		-41.4	-41.25	0.2
	VHT80, M0 to M9 2ss	4	6	-53.5	-55.5	-55.0	-53.8	-42.4	-41.25	1.1
	VHT80, M0 to M9 3ss	3	6	-50.7	-53.8	-52.6		-41.4	-41.25	0.2
	VHT80, M0 to M9 3ss	4	6	-53.5	-55.5	-55.0	-53.8	-42.4	-41.25	1.1
	VHT80, M0 to M9 4ss	4	6	-53.5	-55.5	-55.0	-53.8	-42.4	-41.25	1.1



	VHT80 Beam Forming, M0 to M9 1ss	2	9	-53.5	-55.5			-42.4	-41.25	1.1
	VHT80 Beam Forming, M0 to M9 1ss	3	11	-57.5	-58.2	-57.5		-42.1	-41.25	0.9
	VHT80 Beam Forming, M0 to M9 1ss	4	12	-60.9	-61.2	-61.0	-61.0	-43.0	-41.25	1.8
	VHT80 Beam Forming, M0 to M9 2ss	2	6	-49.4	-52.8			-41.8	-41.25	0.5
	VHT80 Beam Forming, M0 to M9 2ss	3	8	-53.5	-55.5	-55.0		-42.0	-41.25	0.8
	VHT80 Beam Forming, M0 to M9 2ss	4	9	-56.4	-57.4	-56.1	-56.4	-41.5	-41.25	0.3
	VHT80 Beam Forming, M0 to M9 3ss	3	6	-50.7	-53.8	-52.6		-41.4	-41.25	0.2
	VHT80 Beam Forming, M0 to M9 3ss	4	7	-54.8	-56.5	-55.6	-55.1	-42.2	-41.25	1.0
	VHT80 Beam Forming, M0 to M9 4ss	4	6	-53.5	-55.5	-55.0	-53.8	-42.4	-41.25	1.1
	VHT80 STBC, M0 to M9 2ss	2	6	-49.4	-52.8			-41.8	-41.25	0.5
	VHT80 STBC, M0 to M9 2ss	3	6	-50.7	-53.8	-52.6		-41.4	-41.25	0.2
	VHT80 STBC, M0 to M9 2ss	4	6	-53.5	-55.5	-55.0	-53.8	-42.4	-41.25	1.1
	Non HT40 Duplicate, 6 to 54 Mbps	1	6	-56.3				-50.3	-41.25	9.1
	Non HT40 Duplicate, 6 to 54 Mbps	2	6	-56.3	-55.3			-46.8	-41.25	5.5
	Non HT40 Duplicate, 6 to 54 Mbps	3	6	-56.3	-55.3	-52.4		-43.6	-41.25	2.3
	Non HT40 Duplicate, 6 to 54 Mbps	4	6	-56.3	-55.3	-52.4	-55.3	-42.5	-41.25	1.3
	HT/VHT40, M0 to M7, M0 to M9 1ss	1	6	-56.5				-50.5	-41.25	9.3
	HT/VHT40, M0 to M7, M0 to M9 1ss	2	6	-56.5	-55.7			-47.1	-41.25	5.8
	HT/VHT40, M0 to M7, M0 to M9 1ss	3	6	-56.5	-55.7	-53.4		-44.2	-41.25	3.0
	HT/VHT40, M0 to M7, M0 to M9 1ss	4	6	-56.5	-55.7	-53.4	-56.0	-43.2	-41.25	2.0
	HT/VHT40, M8 to M15, M0 to M9 2ss	2	6	-56.5	-55.7			-47.1	-41.25	5.8
	HT/VHT40, M8 to M15, M0 to M9 2ss	3	6	-56.5	-55.7	-53.4		-44.2	-41.25	3.0
	HT/VHT40, M8 to M15, M0 to M9 2ss	4	6	-56.5	-55.7	-53.4	-56.0	-43.2	-41.25	2.0
	HT/VHT40, M16 to M23, M0 to M9 3ss	3	6	-56.5	-55.7	-53.4		-44.2	-41.25	3.0
	HT/VHT40, M16 to M23, M0 to M9 3ss	4	6	-56.5	-55.7	-53.4	-56.0	-43.2	-41.25	2.0
5795	VHT40, M0 to M9 4ss	4	6	-56.5	-55.7	-53.4	-56.0	-43.2	-41.25	2.0
	HT/VHT40 Beam Forming, M0 to M7, M0 to M9 1ss	2	9	-56.5	-55.7			-44.1	-41.25	2.8
	HT/VHT40 Beam Forming, M0 to M7, M0 to M9 1ss	3	11	-59.0	-57.5	-55.3		-41.4	-41.25	0.2
	HT/VHT40 Beam Forming, M0 to M7, M0 to M9 1ss	4	12	-61.2	-61.0	-57.0	-59.4	-41.3	-41.25	0.0
	HT/VHT40 Beam Forming, M8 to M15, M0 to M9 2ss	2	6	-56.5	-55.7			-47.1	-41.25	5.8
	HT/VHT40 Beam Forming, M8 to M15, M0 to M9 2ss	3	8	-56.5	-55.7	-53.4		-42.4	-41.25	1.2
	HT/VHT40 Beam Forming, M8 to M15, M0 to M9 2ss	4	9	-59.0	-57.5	-55.3	-57.1	-42.0	-41.25	0.8
	HT/VHT40 Beam Forming, M16 to M23, M0 to M9 3ss	3	6	-56.5	-55.7	-53.4		-44.2	-41.25	3.0
	HT/VHT40 Beam Forming, M16 to M23, M0 to M9 3ss	4	7	-56.5	-55.7	-53.4	-56.0	-42.0	-41.25	0.8
	VHT40 Beam Forming, M0 to M9 4ss	4	6	-56.5	-55.7	-53.4	-56.0	-43.2	-41.25	2.0
	HT/VHT40 STBC, M0 to M7	2	6	-56.5	-55.7			-47.1	-41.25	5.8
	HT/VHT40 STBC, M0 to M7	3	6	-56.5	-55.7	-53.4		-44.2	-41.25	3.0
	HT/VHT40 STBC, M0 to M7	4	6	-56.5	-55.7	-53.4	-56.0	-43.2	-41.25	2.0



5825	6 to 54 Mbps	1	6	-53.6				-47.6	-41.25	6.4
	6 to 54 Mbps	2	6	-53.6	-54.0			-44.8	-41.25	3.5
	6 to 54 Mbps	3	6	-53.6	-54.0	-53.0		-42.7	-41.25	1.5
	6 to 54 Mbps	4	6	-53.6	-54.0	-53.0	-53.9	-41.6	-41.25	0.3
	6 to 54 Mbps Beam Forming	2	9	-53.6	-54.0			-41.8	-41.25	0.5
	6 to 54 Mbps Beam Forming	3	11	-58.1	-58.5	-56.4		-42.0	-41.25	0.7
	6 to 54 Mbps Beam Forming	4	12	-60.2	-60.5	-58.6	-59.1	-41.5	-41.25	0.3
	HT/VHT20, M0 to M7, M0 to M9 1ss	1	6	-52.4				-46.4	-41.25	5.2
	HT/VHT20, M0 to M7, M0 to M9 1ss	2	6	-52.4	-53.1			-43.7	-41.25	2.5
	HT/VHT20, M0 to M7, M0 to M9 1ss	3	6	-52.4	-53.1	-51.6		-41.6	-41.25	0.3
	HT/VHT20, M0 to M7, M0 to M9 1ss	4	6	-53.8	-55.6	-52.7	-53.8	-41.8	-41.25	0.6
	HT/VHT20, M8 to M15, M0 to M9 2ss	2	6	-52.4	-53.1			-43.7	-41.25	2.5
	HT/VHT20, M8 to M15, M0 to M9 2ss	3	6	-52.4	-53.1	-51.6		-41.6	-41.25	0.3
	HT/VHT20, M8 to M15, M0 to M9 2ss	4	6	-53.8	-55.6	-52.7	-53.8	-41.8	-41.25	0.6
	HT/VHT20, M16 to M23, M0 to M9 3ss	3	6	-52.4	-53.1	-51.6		-41.6	-41.25	0.3
	HT/VHT20, M16 to M23, M0 to M9 3ss	4	6	-53.8	-55.6	-52.7	-53.8	-41.8	-41.25	0.6
	VHT20, M0 to M9 4ss	4	6	-53.8	-55.6	-52.7	-53.8	-41.8	-41.25	0.6
	HT/VHT20 Beam Forming, M0 to M7, M0 to M9 1ss	2	9	-53.8	-55.6			-42.6	-41.25	1.3
	HT/VHT20 Beam Forming, M0 to M7, M0 to M9 1ss	3	11	-57.1	-58.1	-56.7		-41.7	-41.25	0.4
	HT/VHT20 Beam Forming, M0 to M7, M0 to M9 1ss	4	12	-60.0	-60.4	-58.6	-59.2	-41.5	-41.25	0.2
	HT/VHT20 Beam Forming, M8 to M15, M0 to M9 2ss	2	6	-52.4	-53.1			-43.7	-41.25	2.5
	HT/VHT20 Beam Forming, M8 to M15, M0 to M9 2ss	3	8	-53.8	-55.6	-52.7		-41.3	-41.25	0.1
	HT/VHT20 Beam Forming, M8 to M15, M0 to M9 2ss	4	9	-57.1	-58.1	-56.7	-56.8	-42.1	-41.25	0.9
	HT/VHT20 Beam Forming, M16 to M23, M0 to M9 3ss	3	6	-52.4	-53.1	-51.6		-41.6	-41.25	0.3
	HT/VHT20 Beam Forming, M16 to M23, M0 to M9 3ss	4	7	-55.6	-56.3	-54.3	-55.0	-42.0	-41.25	0.8
	VHT20 Beam Forming, M0 to M9 4ss	4	6	-53.8	-55.6	-52.7	-53.8	-41.8	-41.25	0.6
	HT/VHT20 STBC, M0 to M7	2	6	-52.4	-53.1			-43.7	-41.25	2.5
	HT/VHT20 STBC, M0 to M7	3	6	-52.4	-53.1	-51.6		-41.6	-41.25	0.3
	HT/VHT20 STBC, M0 to M7	4	6	-53.8	-55.6	-52.7	-53.8	-41.8	-41.25	0.6



Frequency (MHz)	Mode	Tx Paths	Correlated Antenna Gain (dBi)	Tx 1 Bandedge Level (dBm)	Tx 2 Bandedge Level (dBm)	Tx 3 Bandedge Level (dBm)	Tx 4 Bandedge Level (dBm)	Total Tx Bandedge Level (dBm)	Limit (dBm)	Margin (dB)
5745	6 to 54 Mbps	1	6	-32.5				-26.5	-21.25	5.3
	6 to 54 Mbps	2	6	-32.7	-36.9			-25.3	-21.25	4.1
	6 to 54 Mbps	3	6	-32.5	-38.1	-30.2		-21.8	-21.25	0.5
	6 to 54 Mbps	4	6	-33.0	-38.7	-35.7	-31.7	-22.0	-21.25	0.8
	6 to 54 Mbps Beam Forming	2	9	-33.0	-38.7			-23.0	-21.25	1.7
	6 to 54 Mbps Beam Forming	3	11	-38.8	-40.9	-35.5		-22.3	-21.25	1.0
	6 to 54 Mbps Beam Forming	4	12	-42.8	-48.1	-42.1	-41.8	-25.1	-21.25	3.8
	HT/VHT20, M0 to M7, M0 to M9 1ss	1	6	-33.1				-27.1	-21.25	5.9
	HT/VHT20, M0 to M7, M0 to M9 1ss	2	6	-32.5	-37.7			-25.4	-21.25	4.1
	HT/VHT20, M0 to M7, M0 to M9 1ss	3	6	-33.2	-39.0	-34.5		-24.2	-21.25	2.9
	HT/VHT20, M0 to M7, M0 to M9 1ss	4	6	-33.8	-39.7	-35.0	-38.0	-24.0	-21.25	2.8
	HT/VHT20, M8 to M15, M0 to M9 2ss	2	6	-32.5	-37.7			-25.4	-21.25	4.1
	HT/VHT20, M8 to M15, M0 to M9 2ss	3	6	-33.2	-39.0	-34.5		-24.2	-21.25	2.9
	HT/VHT20, M8 to M15, M0 to M9 2ss	4	6	-33.8	-39.7	-35.0	-38.0	-24.0	-21.25	2.8
	HT/VHT20, M16 to M23, M0 to M9 3ss	3	6	-33.2	-39.0	-34.5		-24.2	-21.25	2.9
	HT/VHT20, M16 to M23, M0 to M9 3ss	4	6	-33.8	-39.7	-35.0	-38.0	-24.0	-21.25	2.8
	VHT20, M0 to M9 4ss	4	6	-33.8	-39.7	-35.0	-38.0	-24.0	-21.25	2.8
	HT/VHT20 Beam Forming, M0 to M7, M0 to M9 1ss	2	9	-33.8	-39.7			-23.8	-21.25	2.6
	HT/VHT20 Beam Forming, M0 to M7, M0 to M9 1ss	3	11	-39.6	-41.6	-36.0		-22.9	-21.25	1.6
	HT/VHT20 Beam Forming, M0 to M7, M0 to M9 1ss	4	12	-42.6	-46.6	-42.3	-42.2	-25.1	-21.25	3.8
	HT/VHT20 Beam Forming, M8 to M15, M0 to M9 2ss	2	6	-32.5	-37.7			-25.4	-21.25	4.1
	HT/VHT20 Beam Forming, M8 to M15, M0 to M9 2ss	3	8	-33.8	-39.7	-35.0		-23.0	-21.25	1.7
	HT/VHT20 Beam Forming, M8 to M15, M0 to M9 2ss	4	9	-39.6	-41.6	-36.0	-38.5	-23.4	-21.25	2.2
	HT/VHT20 Beam Forming, M16 to M23, M0 to M9 3ss	3	6	-33.2	-39.0	-34.5		-24.2	-21.25	2.9
	HT/VHT20 Beam Forming, M16 to M23, M0 to M9 3ss	4	7	-39.6	-41.0	-35.0	-37.8	-24.5	-21.25	3.3
	VHT20 Beam Forming, M0 to M9 4ss	4	6	-33.8	-39.7	-35.0	-38.0	-24.0	-21.25	2.8
	HT/VHT20 STBC, M0 to M7	2	6	-32.5	-37.7			-25.4	-21.25	4.1
	HT/VHT20 STBC, M0 to M7	3	6	-33.2	-39.0	-34.5		-24.2	-21.25	2.9
HT/VHT20 STBC, M0 to M7	4	6	-33.8	-39.7	-35.0	-38.0	-24.0	-21.25	2.8	