



Test Report

AIR-AP1852 and 1832 Series

FCC ID: LDK102095

Also Covers:

AIR-AP1852y-UXK9

AIR-AP1852y-B-K9

AIR-AP1832I-UXK9

AIR-AP1832I-B-K9

y =E (External Antenna) or I (Internal Antenna)

5470-5725 MHz

Against the following Specifications:

CFR47 Part 15.407

Cisco Systems

170 West Tasman Drive
San Jose, CA 95134

Author: Trinh Tien

Approved by:

A handwritten signature in blue ink, appearing to read "Jim Nicholson".

Jim Nicholson

Technical Leader, Engineering



This test report has been electronically authorized and archived using the CISCO Engineering Document Control system.

SECTION 1: OVERVIEW3

 1.1 TEST SUMMARY3

SECTION 2: ASSESSMENT INFORMATION4

 2.1 GENERAL4

 2.2 DATE OF TESTING5

 2.3 REPORT ISSUE DATE5

 2.4 TESTING FACILITIES5

 2.5 EQUIPMENT ASSESSED (EUT)5

 2.6 EUT DESCRIPTION6

SECTION 3: SAMPLE DETAILS8

APPENDIX A: EMISSION TEST RESULTS9

 TARGET MAXIMUM CHANNEL POWER9

 99% AND 26dB BANDWIDTH10

 PEAK OUTPUT POWER21

 POWER SPECTRAL DENSITY21

 CONDUCTED SPURIOUS EMISSIONS252

 CONDUCTED SPURIOUS EMISSIONS-AVERAGE253

 CONDUCTED SPURIOUS EMISSIONS-PEAK259

 CONDUCTED BANDEDGE700

 CONDUCTED BANDEDGE-AVERAGE701

 CONDUCTED BANDEDGE-PEAK704

 20dB BANDWIDTH869

APPENDIX B: EMISSION TEST RESULTS877

 RADIATED SPURIOUS EMISSIONS877

 RADIATED EMISSIONS (30M-1G)895

APPENDIX C: TEST EQUIPMENT/SOFTWARE USED TO PERFORM THE TEST897

APPENDIX D: AC CONDUCTED EMISSION898



Section 1: Overview

1.1 Test Summary

Samples were assessed against the tests under the requirements of the following specifications:

Emission	Immunity
CFR47 Part 15.407	N/A

The specifications listed above represent actual tests performed to demonstrate compliance against the specifications and basic standards listed on the front cover of this report. This list is not a one to one match to the front cover for one or more of the following reasons.

1. Basic standards call up many different test phenomena specifications such as the 61000-4-X series. The basic standards define which elements and levels shall be applied from these specifications and as such it is not appropriate to list the individual specifications on the front cover.
2. A Standard listed on the front cover may be required in a particular country but is not appropriate for the particular technologies included in the equipment under test. E.g. You cannot test a DC product to the mains Harmonics requirements in EN61000-3-2.
3. Test results against a particular standard or specification may be included in a different test report. Where appropriate, Cisco may have substituted a later revision of a basic standard to those referenced in the specification on the front sheet of this test report. This decision was based upon improved test methodology and repeatability and/or where the newer revision represented a more stringent test.
4. Where relevant, testing has been carried out to the requirements of both EN and IEC Specifications. This was possible because of the similarities of the test methods involved and the Cisco EMC test procedures.
5. Testing may have been performed to an equivalent test that satisfies the requirements of the standards and specifications listed on the front cover of the report.
6. Where radiated emissions testing has been performed to EN55022/CISPR22 the additional requirements of VCCI: V- 3/2006.04, EN55022: 1994 +A1/2 and CAN/CSA- CISPR 22-02 have also been evaluated unless otherwise stated.
7. Testing to the requirements of CFR47 Part 15 was performed against the CISPR22 limits. The results are therefore deemed satisfactory evidence of compliance with Industry Canada Interference Causing Equipment Standard ICES-003.
8. Where assessment has been performed to CISPR24, all the applicable test requirements may have not been covered. Refer to the results section for the tests performed.

Notes:

- 1) Where a specification listed on the front cover of this report has deviations from the basic standards listed above, the additional technical requirements of the specification were also assessed.
- 2) Where appropriate, Cisco may have substituted a later revision of a basic standard to those referenced in the specification on the front sheet of this test report. This decision was based upon improved test methodology and repeatability and/or where the newer revision represented a more stringent test.
- 3) Where relevant, testing has been carried out to the requirements of both EN and IEC Specifications. This was possible because of the similarities of the test methods involved and the Cisco EMC test procedures.



Section 2: Assessment Information

2.1 General

This report contains an assessment of an apparatus against Electromagnetic Compatibility Standards based upon tests carried out on the samples submitted. The testing was performed by and for the use of Cisco systems Inc:

With regard to this assessment, the following points should be noted:

- a) The results contained in this report relate only to the items tested and were obtained in the period between the date of the initial assessment and the date of issue of the report. Manufactured products will not necessarily give identical results due to production and measurement tolerances.
- b) The apparatus was set up and exercised using the configuration and modes of operation defined in this report only.
- c) Where relevant, the apparatus was only assessed using the susceptibility criteria defined in this report and the Test Assessment Plan (TAP).
- d) All testing was performed under the following environmental conditions:
 - Temperature 15°C to 35°C (54°F to 95°F)
 - Atmospheric Pressure 860mbar to 1060mbar (25.4" to 31.3")
 - Humidity 10% to 75*%

*[Where applicable] For ESD testing the humidity limits used were 30% to 60% and for EFT/B tests the humidity limits used were 25% to 75%.
- e) All AC testing was performed at one or more of the following supply voltages:
 - 110V 60 Hz (+/-20%)
 - 220V 50 Hz (+/-20%)

This report must not be reproduced except in full, without written approval of Cisco Systems.



2.2 Date of testing

28-February-2015

2.3 Report Issue Date

Cisco uses an electronic system to issue, store and control the revision of test reports. This system is called the Engineering Document Control System (EDCS). The actual report issue date is embedded into the original file on EDCS. Any copies of this report, either electronic or paper, that are not on EDCS must be considered uncontrolled

2.4 Testing facilities

This assessment was performed by:

Testing Laboratory

Cisco Systems, Inc.,	Cisco Systems, Inc.
4125 Highlander Parkway	170 West Tasman Drive
Richfield, OH 44286	San Jose, CA 95134
USA	USA

All conducted testing performed in Richfield, OH using “accredited calibration” test equipment

Test Engineers

John Liscio

2.5 Equipment Assessed (EUT)

AIR-AP1852 Series



2.6 EUT Description

The AIR-AP1852 Series Cisco Aironet 802.11ac Radio Modules support the following modes of operation. The modes are further defined in the radio Theory of Operation. The modes included in this report represent the worst case data for all modes. Data is recorded at the lowest supported data rate for each mode

6 to 54 Mbps, One Antenna,
6 to 54 Mbps, Two Antennas,
6 to 54 Mbps, Three Antennas,
6 to 54 Mbps, Four Antennas,

6 to 54 Mbps Beam Forming, Two Antennas,
6 to 54 Mbps Beam Forming, Three Antennas,
6 to 54 Mbps Beam Forming, Four Antennas,

HT/VHT20, One Antenna, M0 to M7, M0.0 to M9.0
HT/VHT20, Two Antennas, M0 to M7, M0.0 to M9.0
HT/VHT20, Three Antennas, M0 to M7, M0.0 to M9.0
HT/VHT20, Four Antennas, M0 to M7, M0.0 to M9.0
HT/VHT20, Two Antennas, M8 to M15, M0.0 to M9.0
HT/VHT20, Three Antennas, M8 to M15, M0.0 to M9.0
HT/VHT20, Four Antennas, M8 to M15, M0.0 to M9.0
HT/VHT20, Three Antennas, M16 to M23, M0.0 to M9.0
HT/VHT20, Four Antennas, M16 to M23, M0.0 to M9.0

VHT20, Four Antennas, M0 to M9 4ss

HT/VHT20 Beam Forming, Two Antennas, M0 to M7, M0.0 to M9.0
HT/VHT20 Beam Forming, Three Antennas, M0 to M7, M0.0 to M9.0
HT/VHT20 Beam Forming, Four Antennas, M0 to M7, M0.0 to M9.0
HT/VHT20 Beam Forming, Two Antennas, M8 to M15, M0.0 to M9.0
HT/VHT20 Beam Forming, Three Antennas, M8 to M15, M0.0 to M9.0
HT/VHT20 Beam Forming, Four Antennas, M8 to M15, M0.0 to M9.0
HT/VHT20 Beam Forming, Three Antennas, M16 to M23, M0.0 to M9.0
HT/VHT20 Beam Forming, Four Antennas, M16 to M23, M0.0 to M9.0

VHT20 Beam Forming, Four Antennas, M0 to M9 4ss

HT/VHT20 STBC, Two Antennas, M0 to M7
HT/VHT20 STBC, Three Antennas, M0 to M7
HT/VHT20 STBC, Four Antennas, M0 to M7

Non HT40 Duplicate, One Antenna, 6 to 54 Mbps
Non HT40 Duplicate, Two Antennas, 6 to 54 Mbps
Non HT40 Duplicate, Three Antennas, 6 to 54 Mbps
Non HT40 Duplicate, Four Antennas, 6 to 54 Mbps

HT/VHT40, One Antenna, M0 to M7, M0.0 to M9.0
HT/VHT40, Two Antennas, M0 to M7, M0.0 to M9.0
HT/VHT40, Three Antennas, M0 to M7, M0.0 to M9.0
HT/VHT40, Four Antennas, M0 to M7, M0.0 to M9.0
HT/VHT40, Two Antennas, M8 to M15, M0.0 to M9.0
HT/VHT40, Three Antennas, M8 to M15, M0.0 to M9.0
HT/VHT40, Four Antennas, M8 to M15, M0.0 to M9.0
HT/VHT40, Three Antennas, M16 to M23, M0.0 to M9.0
HT/VHT40, Four Antennas, M16 to M23, M0.0 to M9.0

VHT40, Four Antennas, M0 to M9 4ss



HT/VHT40 Beam Forming, Two Antennas, M0 to M7, M0.0 to M9.0
 HT/VHT40 Beam Forming, Three Antennas, M0 to M7, M0.0 to M9.0
 HT/VHT40 Beam Forming, Four Antennas, M0 to M7, M0.0 to M9.0
 HT/VHT40 Beam Forming, Two Antennas, M8 to M15, M0.0 to M9.0
 HT/VHT40 Beam Forming, Three Antennas, M8 to M15, M0.0 to M9.0
 HT/VHT40 Beam Forming, Four Antennas, M8 to M15, M0.0 to M9.0
 HT/VHT40 Beam Forming, Three Antennas, M16 to M23, M0.0 to M9.0
 HT/VHT40 Beam Forming, Four Antennas, M16 to M23, M0.0 to M9.0

VHT40 Beam Forming, Four Antennas, M0 to M9 4ss

HT/VHT40 STBC, Two Antennas, M0 to M7
 HT/VHT40 STBC, Three Antennas, M0 to M7
 HT/VHT40 STBC, Four Antennas, M0 to M7

Non HT80 Duplicate, One Antenna, 6 to 54 Mbps
 Non HT80 Duplicate, Two Antennas, 6 to 54 Mbps
 Non HT80 Duplicate, Three Antennas, 6 to 54 Mbps
 Non HT80 Duplicate, Four Antennas, 6 to 54 Mbps

VHT80, One Antenna, M0 to M9 1ss
 VHT80, Two Antennas, M0 to M9 1ss
 VHT80, Three Antennas, M0 to M9 1ss
 VHT80, Four Antennas, M0 to M9 1ss
 VHT80, Two Antennas, M0 to M9 2ss
 VHT80, Three Antennas, M0 to M9 2ss
 VHT80, Four Antennas, M0 to M9 2ss
 VHT80, Three Antennas, M0 to M9 3ss
 VHT80, Four Antennas, M0 to M9 4ss

VHT80 Beam Forming, Two Antennas, M0 to M9 1ss
 VHT80 Beam Forming, Three Antennas, M0 to M9 1ss
 VHT80 Beam Forming, Four Antennas, M0 to M9 1ss
 VHT80 Beam Forming, Two Antennas, M0 to M9 2ss
 VHT80 Beam Forming, Three Antennas, M0 to M9 2ss
 VHT80 Beam Forming, Four Antennas, M0 to M9 2ss
 VHT80 Beam Forming, Three Antennas, M0 to M9 3ss
 VHT80 Beam Forming, Four Antennas, M0 to M9 4ss

VHT80 STBC, Two Antennas, M0 to M9 2ss
 VHT80 STBC, Three Antennas, M0 to M9 2ss
 VHT80 STBC, Four Antennas, M0 to M9 2ss

The following antennas are supported by this product series.
 The data included in this report represent the worst case data for all antennas

Frequency	Part Number	Antenna Type	Antenna Gain (dBi)
2.4 / 5 GHz	AIR-ANT2524DB-R	Dual-resonant black dipole	2 / 4
	AIR-ANT2524DW-R	Dual-resonant white dipole	2 / 4
	AIR-ANT2524DG-R	Dual-resonant gray dipole	2 / 4
	AIR-ANT2524V4C-R	Dual-resonant ceiling mount omni (4-pack)	2 / 4
	AIR-ANT2535SDW-R	Dual-resonante "stubby" monopole	3 / 5
	Internal	Omni	3 / 5
	AIR-ANT2544V4M-R	Dual-resonant omni (4-pack)	4 / 4
	AIR-ANT2566D4M-R	Dual-resonant "directional" antenna (4-pack)	6 / 6
	AIR-ANT2566P4W-R	Dual-resonant "directional" antenna (4-pack)	6 / 6



Section 3: Sample Details

Note: Each sample was evaluated to ensure that its condition was suitable to be used as a test sample prior to the commencement of testing. Please also refer to the "Justification for worst Case test Configuration" section of this report for further details on the selection of EUT samples.

3.1 Sample Details

Sample No.	Equipment Details	Part Number	Manufacturer	Hardware Rev.	Firmware Rev.	Software Rev.	Serial Number
S01	AIR-AP1852 Series		Cisco Systems	NA	NA	NA	KWC1904 02M
S02	AIR-PWR-B	341-0306-02	Cisco Systems	NA	NA	NA	

3.2 System Details

System #	Description	Samples
1	EUT	S01, S02

3.3 Mode of Operation Details

Mode#	Description	Comments
1	Continuous Transmitting	Continuous Transmitting >= 98% duty cycle

All tests in this report were performed as described in ANSI C63.10, FCC KDB 662911 D01 and 789033 D02 General UNII Test Procedure New Rules v01

Appendix A: Emission Test Results

Testing Laboratory: Cisco Systems, Inc., 4125 Highlander Parkway, Richfield, OH, USA

Target Maximum Channel Power

The following table details the maximum supported Total Channel Power for all operating modes.

Operating Mode	Maximum Channel Power (dBm)		
	Frequency (MHz)		
	5500	5580	5720
6 to 54 Mbps	17	17	18
6 to 54 Mbps Beam Forming	15	15	15
HT/VHT20, M0 to M23, M0 to M9 1-4ss	20	20	21
HT/VHT20 Beam Forming, M0 to M23, M0 to M9 1-4ss	20	20	21
HT/VHT20 STBC, M0 to M7	18	18	18
	5510	5550	5710
Non HT40 Duplicate, 6 to 54 Mbps	18	18	18
HT/VHT40, M0 to M23, M0 to M9 1-4ss	16	21	21
HT/VHT40 Beam Forming, M0 to M23, M0 to M9 1-4ss	16	21	21
HT/VHT40 STBC, M0 to M7	16	21	21
	5530		5690
Non HT80 Duplicate, 6 to 54 Mbps	14		20
VHT80, M0 to M9, M0 to M9 1-1ss	11		21
VHT80 Beam Forming, M0 to M9, M0 to M9 1-1ss	11		21
VHT80 STBC, M0 to M9 2ss	11		21



99% and 26dB Bandwidth

Connect the antenna port(s) to the spectrum analyzer input. Using the spectrum analyzer Channel Bandwidth mode, configure the spectrum analyzer as shown below (enter all losses between the transmitter output and the spectrum analyzer).

Center Frequency:	Frequency from table below
Span:	2 x Nominal Bandwidth (e.g. 40MHz for a 20MHz channel)
Reference Level:	20 dBm
Attenuation:	10 dB
Sweep Time:	5 s
Resolution Bandwidth:	1%-3% of 26 dB Bandwidth
Video Bandwidth:	≥Resolution Bandwidth
X dB Bandwidth:	26 dB
Detector:	Peak
Trace:	Single

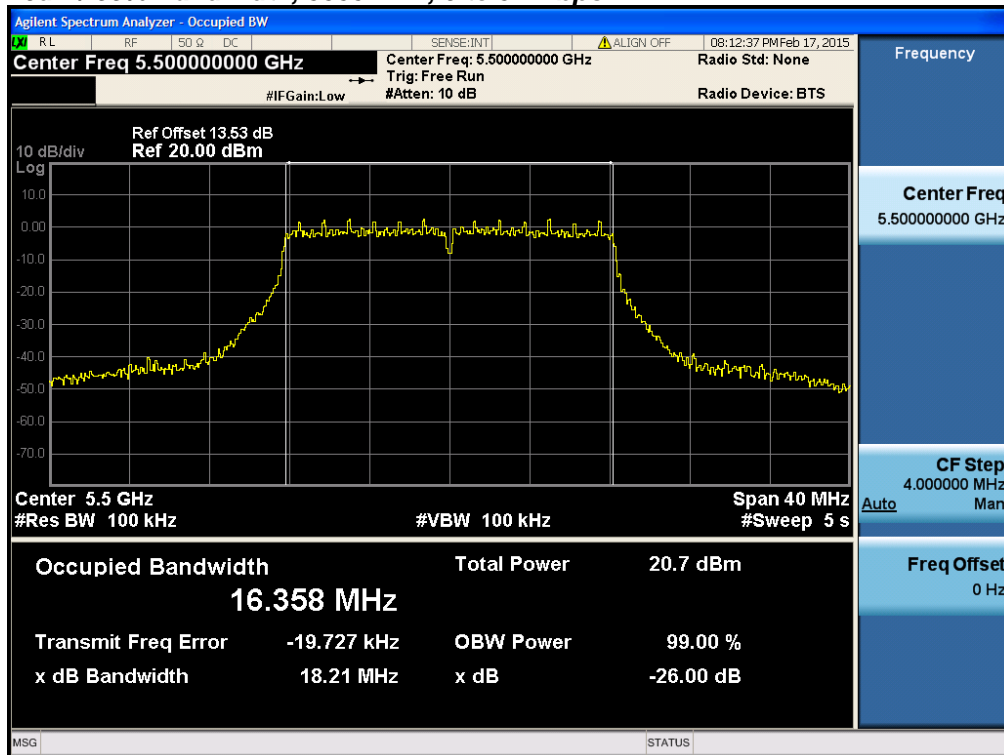
Place the radio in continuous transmit mode. View the transmitter waveform on the spectrum analyzer, and record the pertinent measurements:



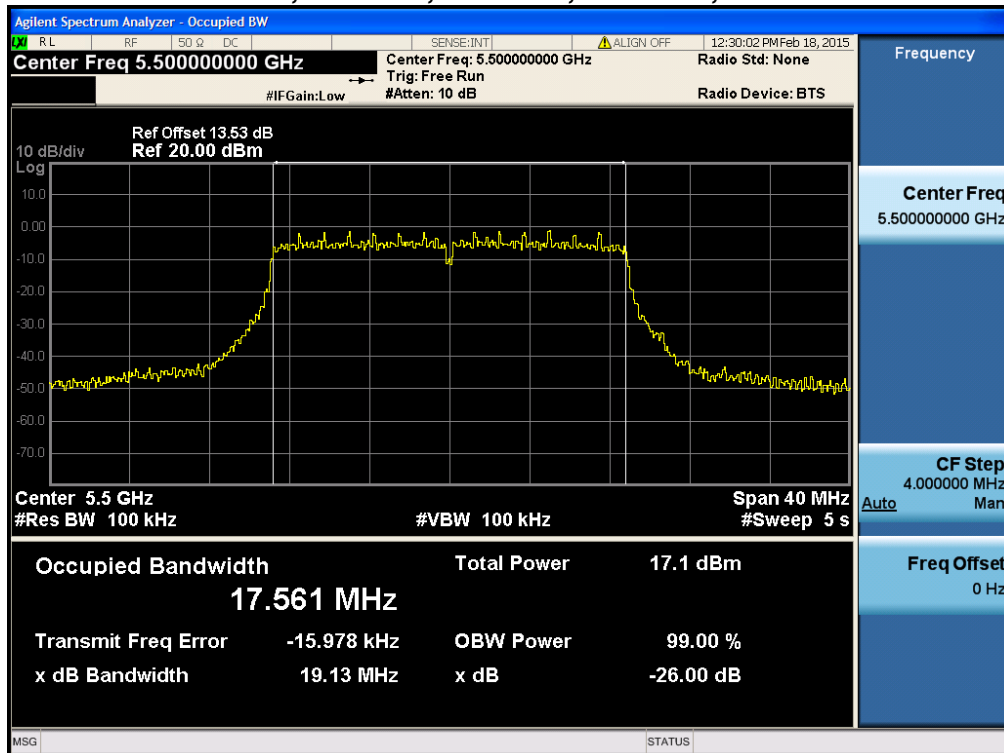
Frequency (MHz)	Mode	Data Rate (Mbps)	26dB BW (MHz)	99% BW (MHz)
5500	6 to 54 Mbps	6	18.2	16.4
	HT/VHT20, M0 to M23, M0 to M9 1-4ss	m0	19.1	17.6
5510	Non HT40 Duplicate, 6 to 54 Mbps	6	37.3	35.2
	HT/VHT40, M0 to M23, M0 to M9 1-4ss	m0	38.1	36
5530	Non HT80 Duplicate, 6 to 54 Mbps	6	77.4	74.7
	VHT80, M0 to M9, M0 to M9 1-1ss	m0x1	78	75.8
5550	Non HT40 Duplicate, 6 to 54 Mbps	6	37.3	35.2
	HT/VHT40, M0 to M23, M0 to M9 1-4ss	m0	38.2	36.1
5580	6 to 54 Mbps	6	18.2	16.4
	HT/VHT20, M0 to M23, M0 to M9 1-4ss	m0	19.1	17.6
5690	Non HT80 Duplicate, 6 to 54 Mbps	6	77.3	74.3
	VHT80, M0 to M9, M0 to M9 1-1ss	m0x1	78.1	75.7
5710	Non HT40 Duplicate, 6 to 54 Mbps	6	37.3	35.2
	HT/VHT40, M0 to M23, M0 to M9 1-4ss	m0	38.1	36
5720	6 to 54 Mbps	6	18.2	16.4
	HT/VHT20, M0 to M23, M0 to M9 1-4ss	m0	18.9	17.6



26dB / 99% Bandwidth, 5500 MHz, 6 to 54 Mbps

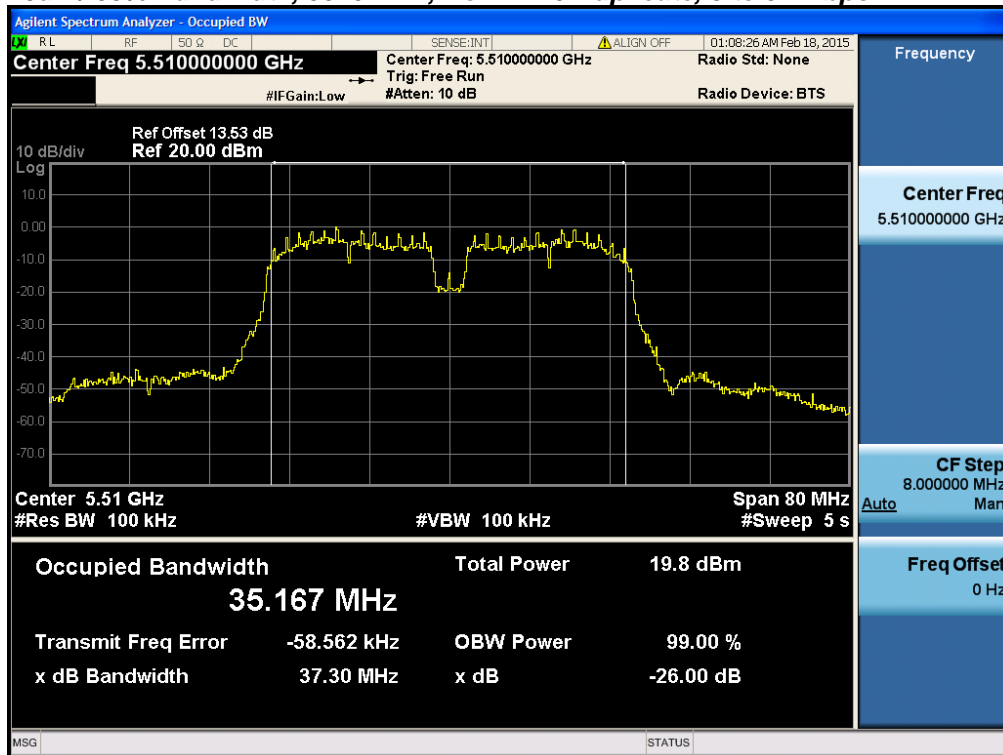


26dB / 99% Bandwidth, 5500 MHz, HT/VHT20, M0 to M23, M0 to M9 1-4ss

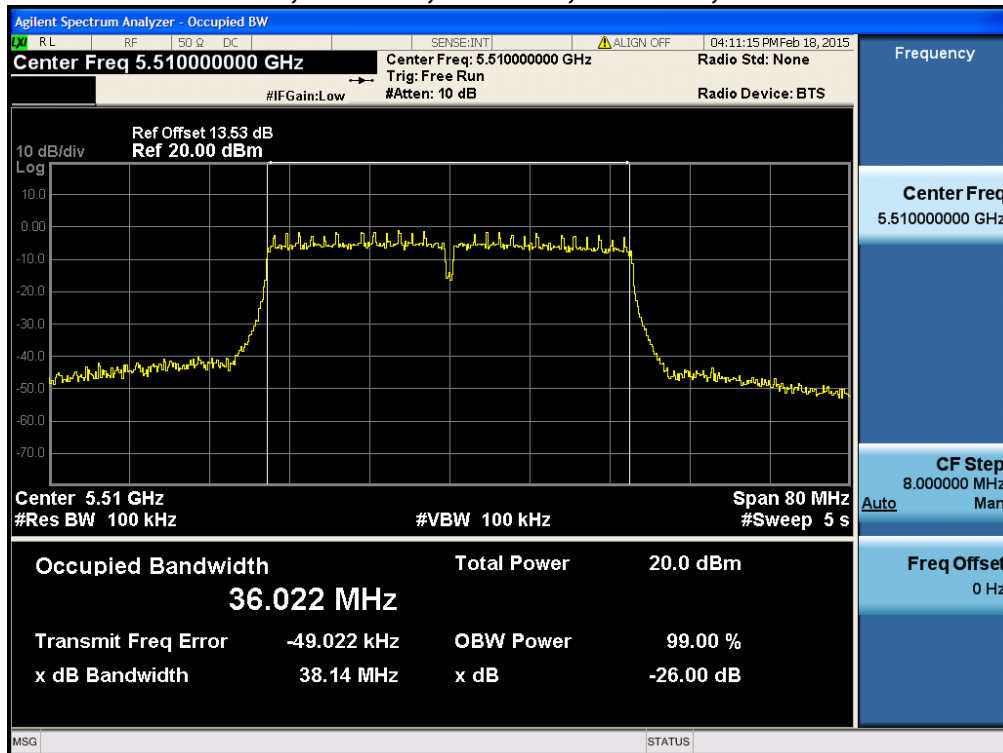




26dB / 99% Bandwidth, 5510 MHz, Non HT40 Duplicate, 6 to 54 Mbps

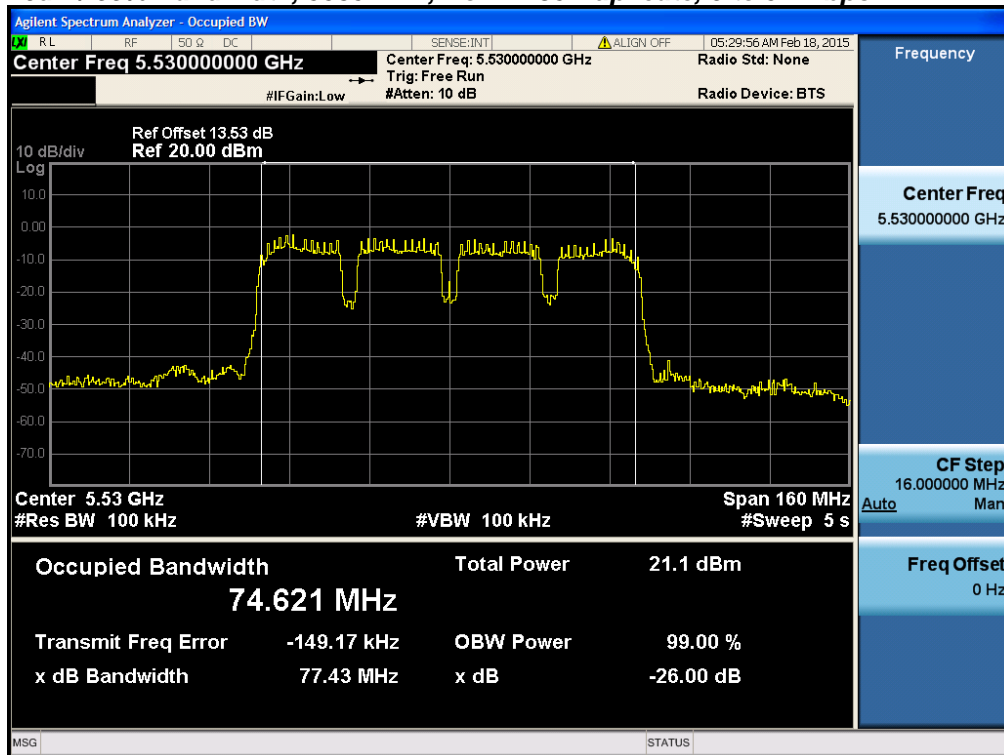


26dB / 99% Bandwidth, 5510 MHz, HT/VHT40, M0 to M23, M0 to M9 1-4ss

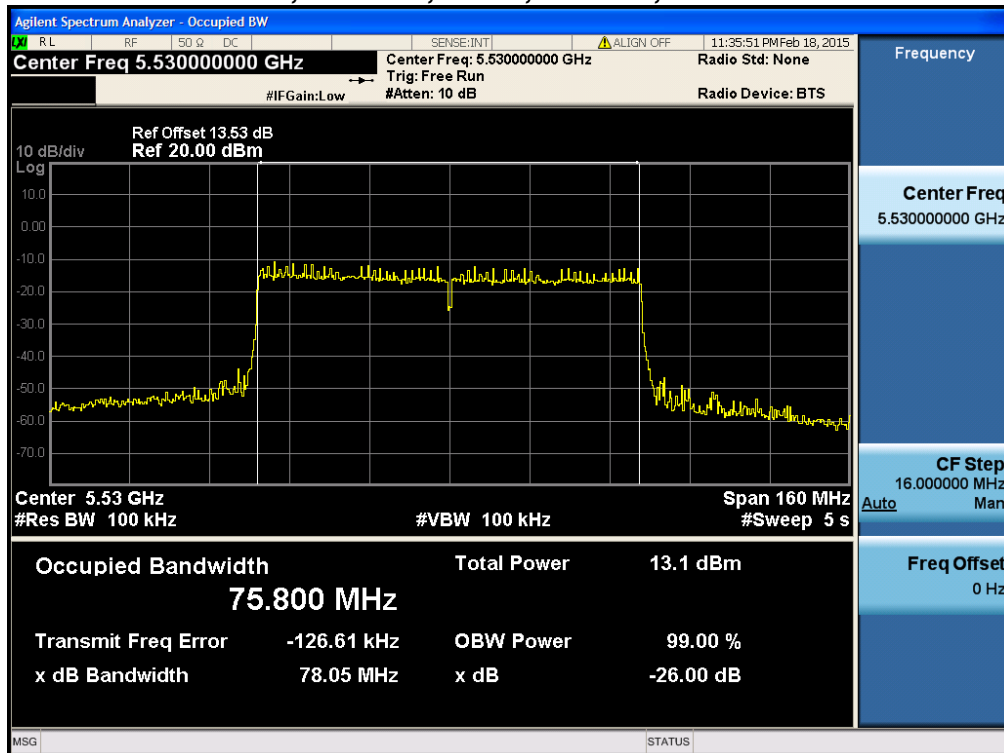




26dB / 99% Bandwidth, 5530 MHz, Non HT80 Duplicate, 6 to 54 Mbps

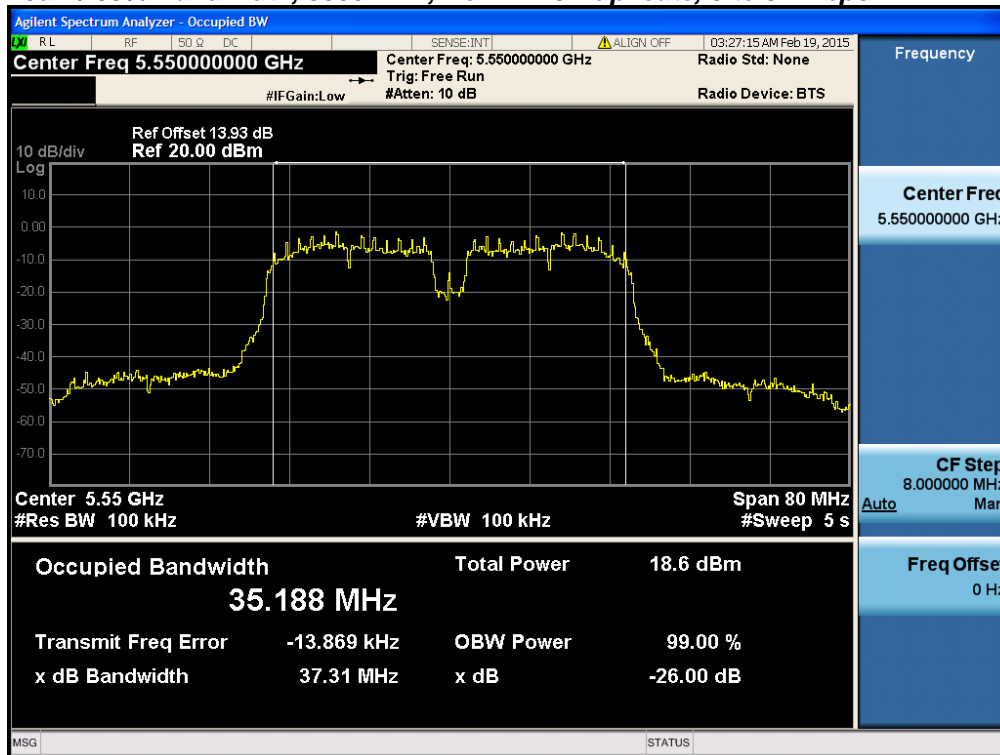


26dB / 99% Bandwidth, 5530 MHz, VHT80, M0 to M9, M0 to M9 1-1ss

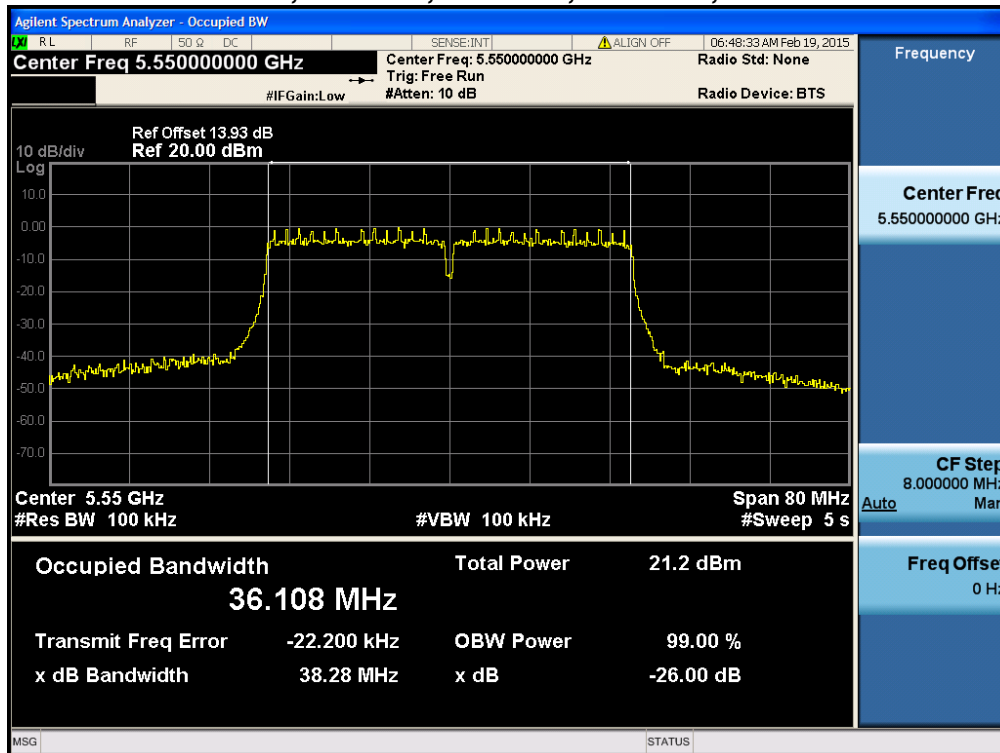




26dB / 99% Bandwidth, 5550 MHz, Non HT40 Duplicate, 6 to 54 Mbps

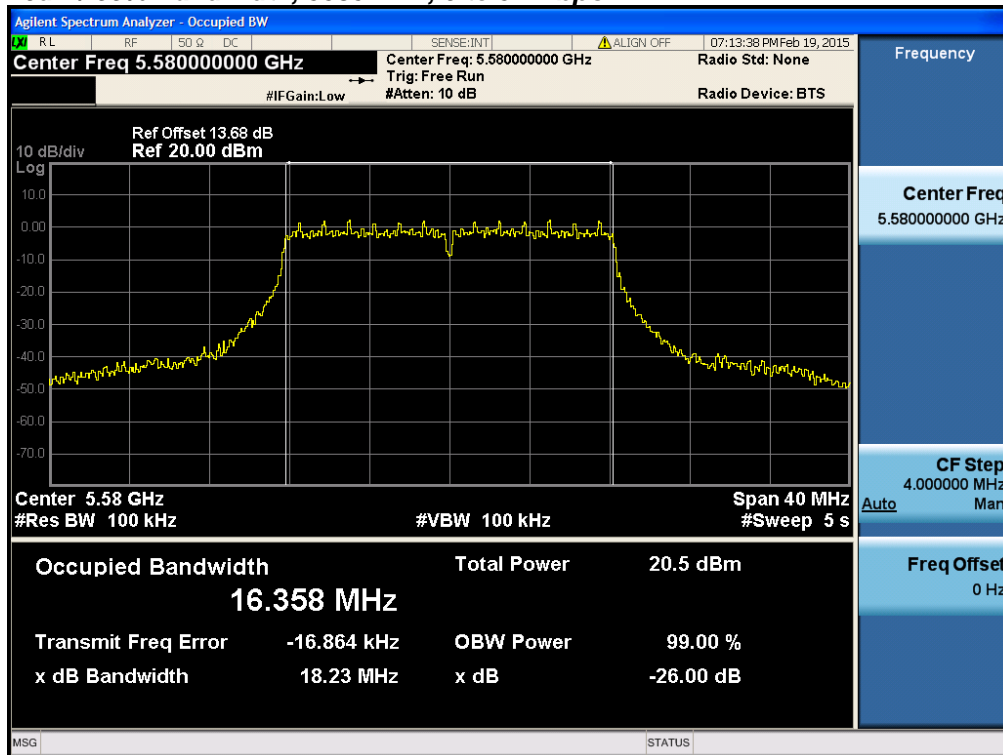


26dB / 99% Bandwidth, 5550 MHz, HT/VHT40, M0 to M23, M0 to M9 1-4ss

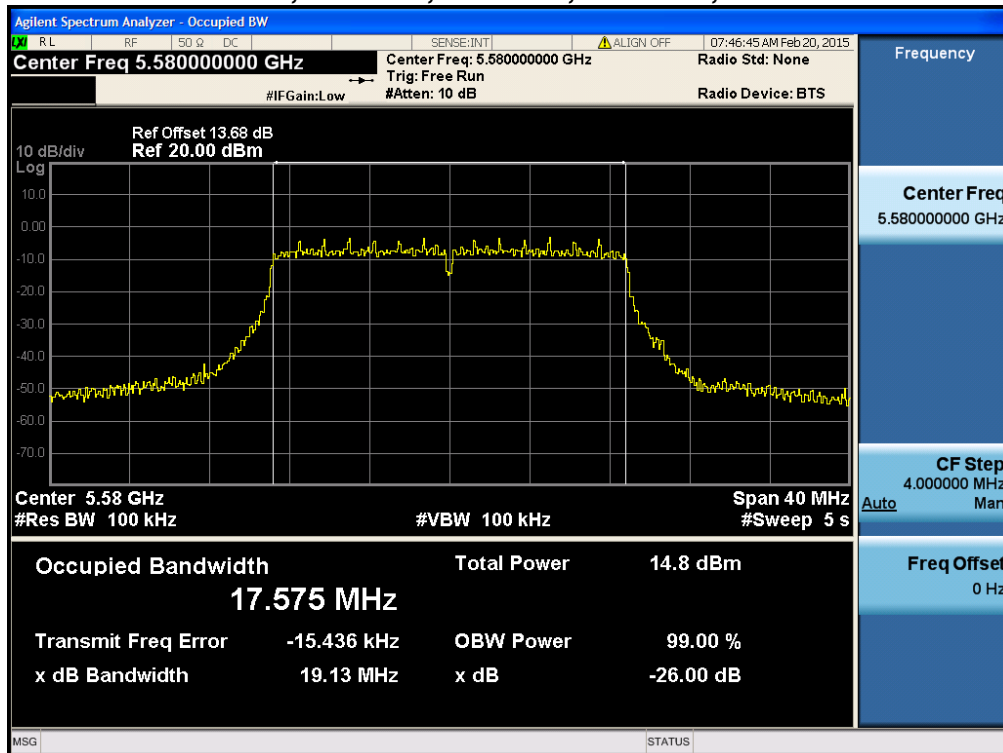




26dB / 99% Bandwidth, 5580 MHz, 6 to 54 Mbps

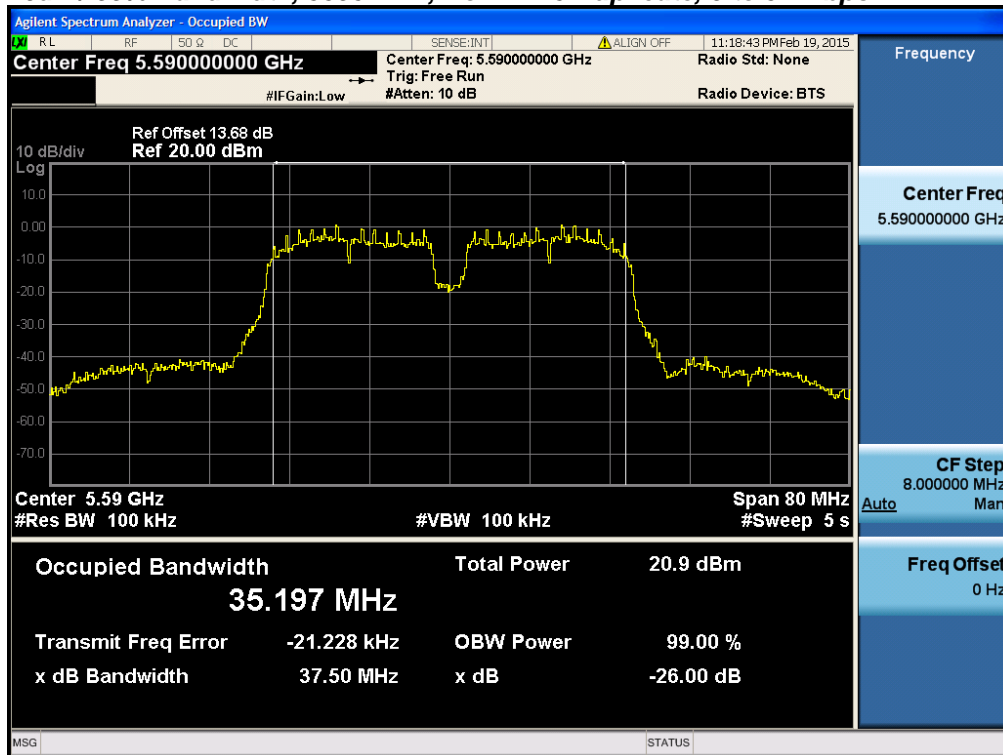


26dB / 99% Bandwidth, 5580 MHz, HT/VHT20, M0 to M23, M0 to M9 1-4ss

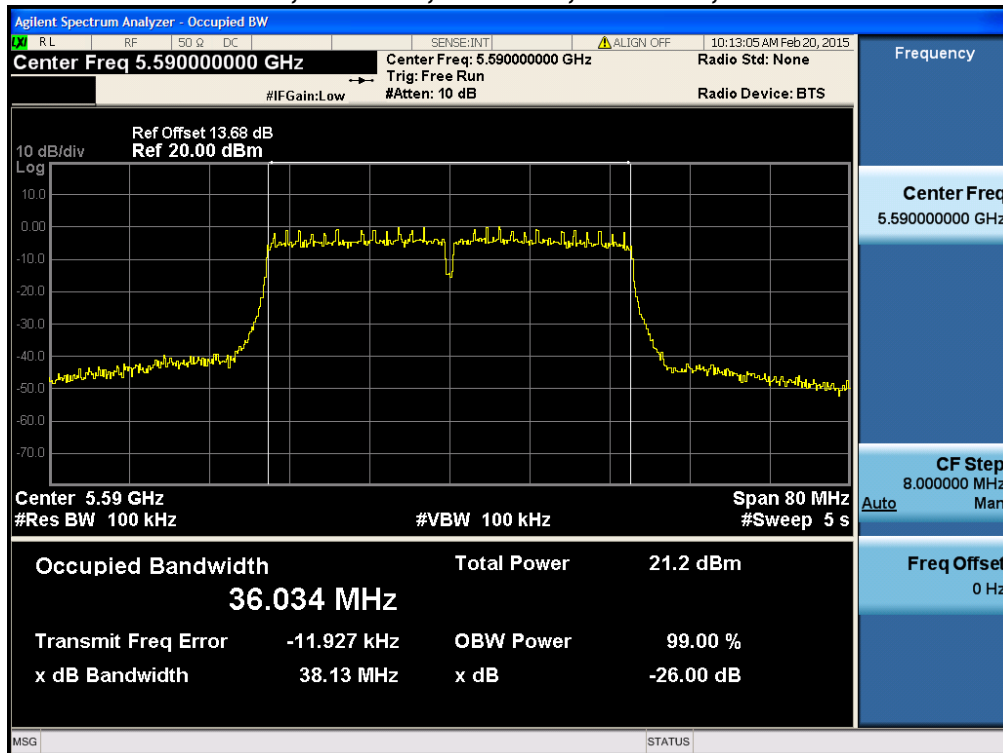




26dB / 99% Bandwidth, 5590 MHz, Non HT40 Duplicate, 6 to 54 Mbps

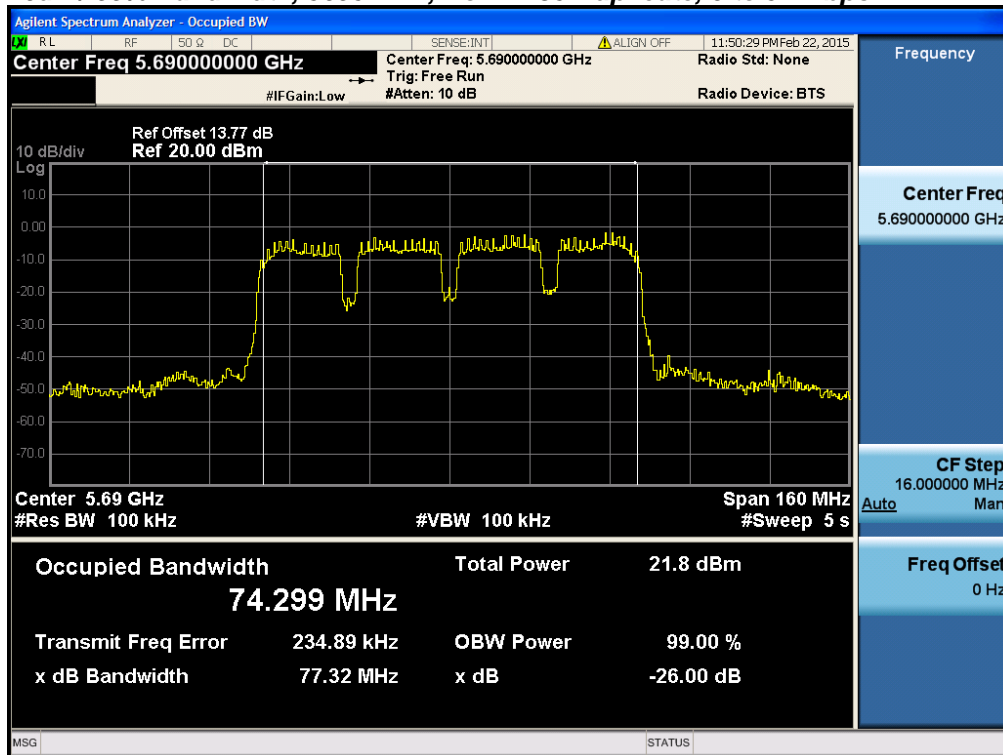


26dB / 99% Bandwidth, 5590 MHz, HT/VHT40, M0 to M23, M0 to M9 1-4ss

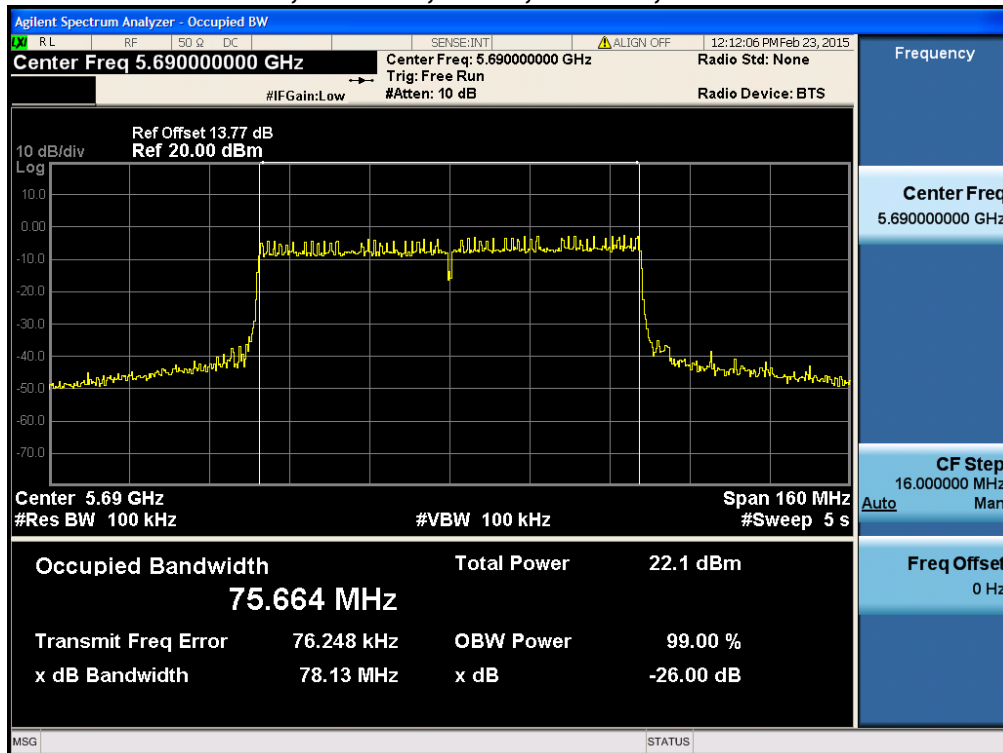




26dB / 99% Bandwidth, 5690 MHz, Non HT80 Duplicate, 6 to 54 Mbps

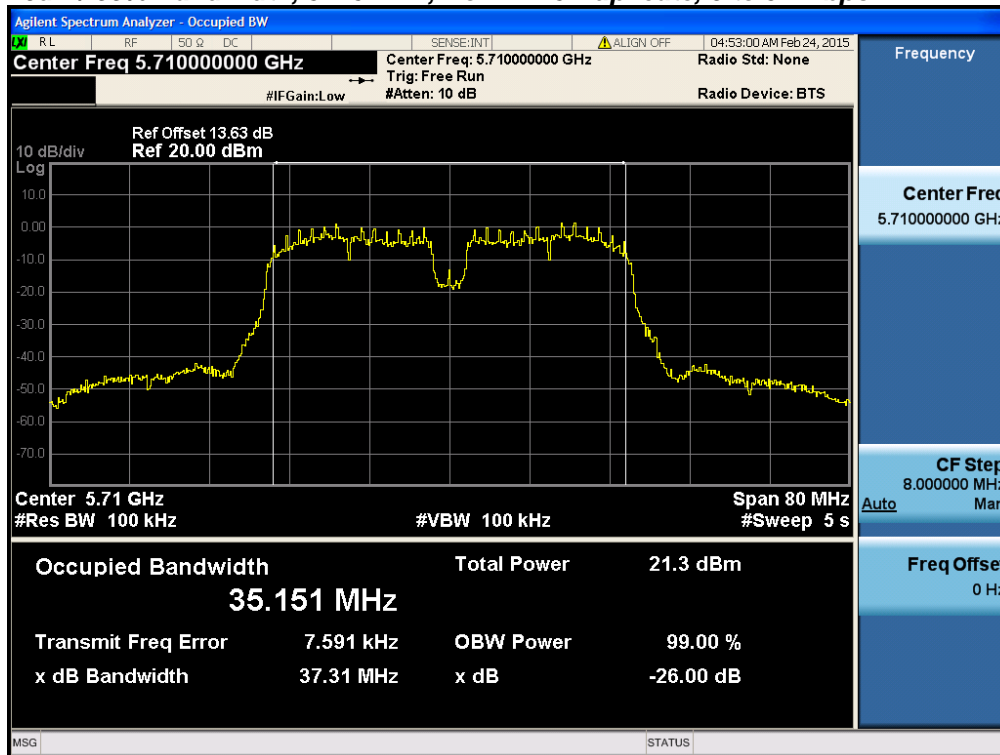


26dB / 99% Bandwidth, 5690 MHz, VHT80, M0 to M9, M0 to M9 1-1ss

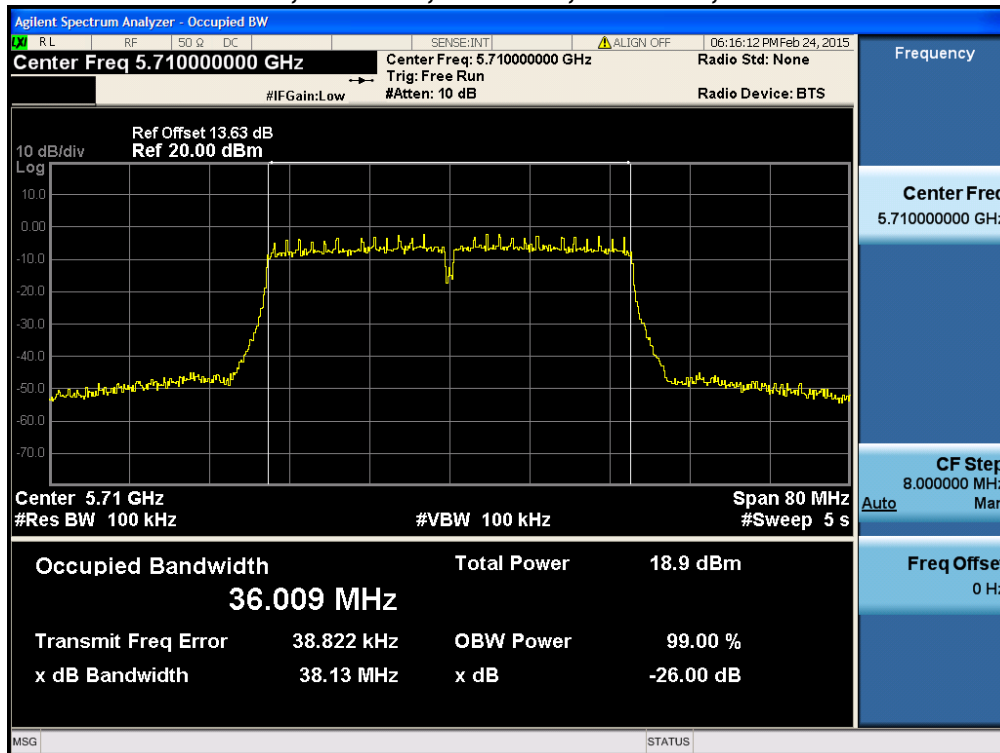




26dB / 99% Bandwidth, 5710 MHz, Non HT40 Duplicate, 6 to 54 Mbps

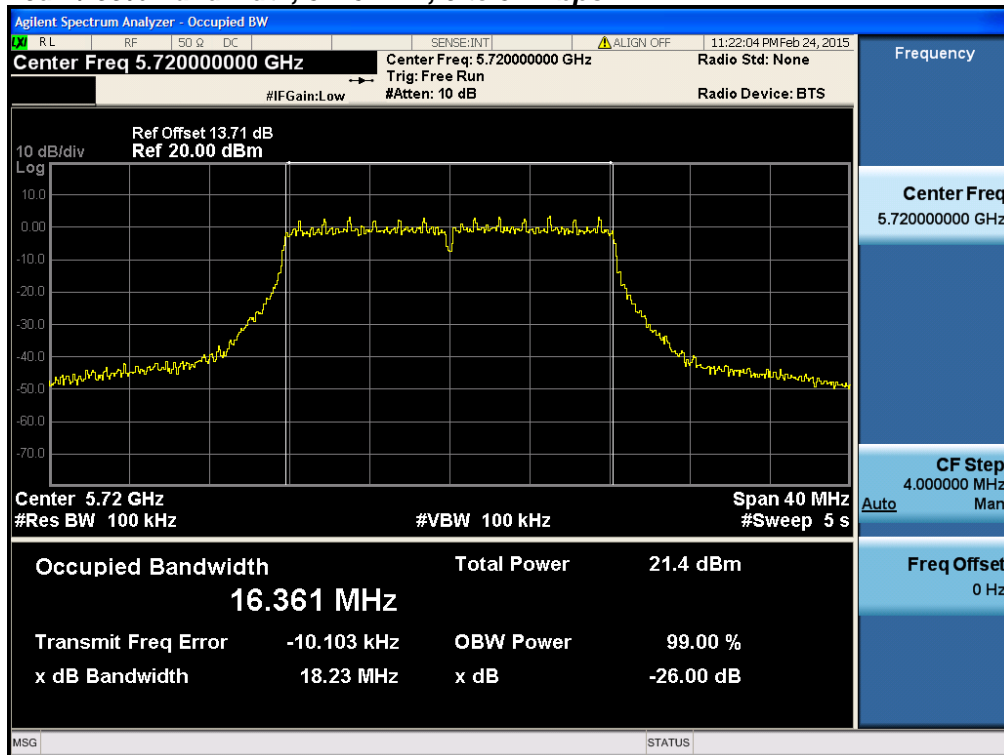


26dB / 99% Bandwidth, 5710 MHz, HT/VHT40, M0 to M23, M0 to M9 1-4ss

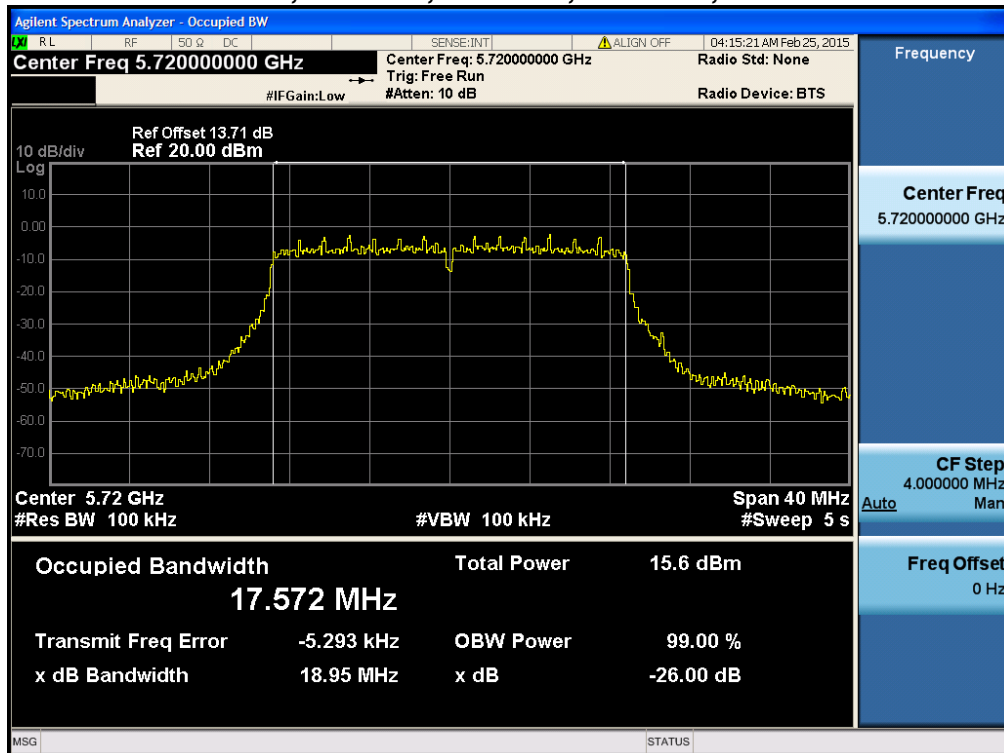




26dB / 99% Bandwidth, 5720 MHz, 6 to 54 Mbps



26dB / 99% Bandwidth, 5720 MHz, HT/VHT20, M0 to M23, M0 to M9 1-4ss





Peak Output Power

15.407: For the bands 5.25-5.35 and 5.47-5.725 GHz, the maximum conducted output power over the frequency band of operation shall not exceed the lesser of 250 mW or $11 \text{ dBm} + 10 \log B$, where B is the 26-dB emission bandwidth in MHz. If transmitting antennas of directional gain greater than 6 dBi are used, the maximum conducted output power shall be reduced by the amount in dB that the directional gain of the antenna exceeds 6 dBi.

The maximum supported antenna gain for all bands is 6dBi. The peak correlated gain for each mode is listed in the table below.

The “measure-and-sum technique” is used for measuring in-band transmit power of a device. In the measure-and-sum approach, the conducted emission level is measured at each antenna port. The measured results at the various antenna ports are then summed mathematically to determine the total emission level from the device. Summing is performed in linear power units.

Power Spectral Density

15.407: For the bands 5.25-5.35 and 5.47-5.725 GHz, the peak power spectral density shall not exceed 11 dBm in any 1-MHz band. If transmitting antennas of directional gain greater than 6 dBi are used, the peak power spectral density shall be reduced by the amount in dB that the directional gain of the antenna exceeds 6 dBi.

The maximum supported antenna gain is 6dBi. The peak correlated gain for each mode is listed in the table below.

The “Measure and add $10 \log(N)$ dB technique”, where N is the number of outputs, is used for measuring in-band Power Spectral Density. With this technique, spectrum measurements are performed at each output of the device, and the quantity $10 \log(4)$ (or 6dB) is added to the worst case spectrum value before comparing to the emission limit.



Connect the antenna port(s) to the spectrum analyzer input. Place the radio in continuous transmit mode. Configure the spectrum analyzer as shown below.

Enable "Channel Power" function of analyzer	
Center Frequency:	Frequency from table below
Span:	20 MHz (must be greater than 26dB bandwidth, adjust as necessary)
Ref Level Offset:	Correct for attenuator and cable loss.
Reference Level:	20 dBm
Attenuation:	20 dB
Sweep Time:	100ms, Single sweep
Resolution Bandwidth:	1 MHz
Video Bandwidth:	3 MHz
Detector:	Sample
Trace:	Trace Average 100 traces in Power Averaging Mode
Integration BW:	=99% BW from 99% Bandwidth Data

After averaging 100 traces of the transmitter waveform on the spectrum analyzer, record the spectrum analyzer Channel Power. Perform a Marker Peak Search function, and record this value as the Power Spectral Density.



Peak Output Power table

Frequency (MHz)	Mode	Tx Paths	Correlated Antenna Gain (dBi)	Tx 1 Max Power (dBm)	Tx 2 Max Power (dBm)	Tx 3 Max Power (dBm)	Tx 4 Max Power (dBm)	Total Tx Channel Power (dBm)	Limit (dBm)	Margin (dB)
5500	6 to 54 Mbps	1	6	14.2				14.2	23.2	9.0
	6 to 54 Mbps	2	6	14.2	14.3			17.3	23.2	5.9
	6 to 54 Mbps	3	6	10.2	10.1	10.5		15.0	23.2	8.1
	6 to 54 Mbps	4	6	8.1	8.1	8.4	8.7	14.4	23.2	8.8
	6 to 54 Mbps Beam Forming	2	9	14.2	14.3			17.3	20.2	2.9
	6 to 54 Mbps Beam Forming	3	11	10.2	10.1	10.5		15.0	18.4	3.3
	6 to 54 Mbps Beam Forming	4	12	8.1	8.1	8.4	8.7	14.4	17.2	2.8
	HT/VHT20, M0 to M7, M0 to M9 1ss	1	6	14.2				14.2	23.5	9.3
	HT/VHT20, M0 to M7, M0 to M9 1ss	2	6	14.2	14.3			17.3	23.5	6.2
	HT/VHT20, M0 to M7, M0 to M9 1ss	3	6	10.3	10.2	10.5		15.1	23.5	8.4
	HT/VHT20, M0 to M7, M0 to M9 1ss	4	6	8.2	8.2	8.5	8.8	14.5	23.5	9.0
	HT/VHT20, M8 to M15, M0 to M9 2ss	2	6	14.2	14.3			17.3	23.5	6.2
	HT/VHT20, M8 to M15, M0 to M9 2ss	3	6	13.2	13.2	13.5		18.1	23.5	5.4
	HT/VHT20, M8 to M15, M0 to M9 2ss	4	6	11.4	11.2	11.5	11.6	17.4	23.5	6.0
	HT/VHT20, M16 to M23, M0 to M9 3ss	3	6	14.2	14.3	14.4		19.1	23.5	4.4
	HT/VHT20, M16 to M23, M0 to M9 3ss	4	6	13.2	13.2	13.5	13.9	19.5	23.5	4.0
	VHT20, M0 to M9 4ss	4	6	14.2	14.3	14.4	14.9	20.5	23.5	3.0
	HT/VHT20 Beam Forming, M0 to M7, M0 to M9 1ss	2	9	14.2	14.3			17.3	20.5	3.2
	HT/VHT20 Beam Forming, M0 to M7, M0 to M9 1ss	3	11	10.3	10.2	10.5		15.1	18.7	3.6
	HT/VHT20 Beam Forming, M0 to M7, M0 to M9 1ss	4	12	8.2	8.2	8.5	8.8	14.5	17.5	3.0
	HT/VHT20 Beam Forming, M8 to M15, M0 to M9 2ss	2	6	14.2	14.3			17.3	23.5	6.2
	HT/VHT20 Beam Forming, M8 to M15, M0 to M9 2ss	3	8	13.2	13.2	13.5		18.1	21.7	3.6
	HT/VHT20 Beam Forming, M8 to M15, M0 to M9 2ss	4	9	11.4	11.2	11.5	11.6	17.4	20.5	3.0
	HT/VHT20 Beam Forming, M16 to M23, M0 to M9 3ss	3	6	14.2	14.3	14.4		19.1	23.5	4.4
	HT/VHT20 Beam Forming, M16 to M23, M0 to M9 3ss	4	7	13.2	13.2	13.5	13.9	19.5	22.3	2.8
	VHT20 Beam Forming, M0 to M9 4ss	4	6	14.2	14.3	14.4	14.9	20.5	23.5	3.0
	HT/VHT20 STBC, M0 to M7	2	6	14.2	14.3			17.3	23.5	6.2
	HT/VHT20 STBC, M0 to M7	3	6	13.2	13.2	13.5		18.1	23.5	5.4
	HT/VHT20 STBC, M0 to M7	4	6	11.4	11.2	11.5	11.6	17.4	23.5	6.0



5510	Non HT40 Duplicate, 6 to 54 Mbps	1	6	13.7				13.7	24.0	10.3
	Non HT40 Duplicate, 6 to 54 Mbps	2	6	13.7	13.7			16.7	24.0	7.3
	Non HT40 Duplicate, 6 to 54 Mbps	3	6	12.7	12.6	13.0		17.5	24.0	6.5
	Non HT40 Duplicate, 6 to 54 Mbps	4	6	10.8	10.5	11.0	11.1	16.9	24.0	7.1
	HT/VHT40, M0 to M7, M0 to M9 1ss	1	6	14.2				14.2	24.0	9.8
	HT/VHT40, M0 to M7, M0 to M9 1ss	2	6	13.1	13.2			16.2	24.0	7.8
	HT/VHT40, M0 to M7, M0 to M9 1ss	3	6	11.3	11.0	11.5		16.0	24.0	8.0
	HT/VHT40, M0 to M7, M0 to M9 1ss	4	6	10.2	10.1	10.4	10.8	16.4	24.0	7.6
	HT/VHT40, M8 to M15, M0 to M9 2ss	2	6	13.1	13.2			16.2	24.0	7.8
	HT/VHT40, M8 to M15, M0 to M9 2ss	3	6	11.3	11.0	11.5		16.0	24.0	8.0
	HT/VHT40, M8 to M15, M0 to M9 2ss	4	6	10.2	10.1	10.4	10.8	16.4	24.0	7.6
	HT/VHT40, M16 to M23, M0 to M9 3ss	3	6	11.3	11.0	11.5		16.0	24.0	8.0
	HT/VHT40, M16 to M23, M0 to M9 3ss	4	6	10.2	10.1	10.4	10.8	16.4	24.0	7.6
	VHT40, M0 to M9 4ss	4	6	10.2	10.1	10.4	10.8	16.4	24.0	7.6
	HT/VHT40 Beam Forming, M0 to M7, M0 to M9 1ss	2	9	10.2	10.1			13.2	21.0	7.8
	HT/VHT40 Beam Forming, M0 to M7, M0 to M9 1ss	3	11	7.1	7.1	7.7		12.1	19.2	7.1
	HT/VHT40 Beam Forming, M0 to M7, M0 to M9 1ss	4	12	5.1	5.3	5.6	6.3	11.6	18.0	6.4
	HT/VHT40 Beam Forming, M8 to M15, M0 to M9 2ss	2	6	13.1	13.2			16.2	24.0	7.8
	HT/VHT40 Beam Forming, M8 to M15, M0 to M9 2ss	3	8	9.1	9.1	9.5		14.0	22.2	8.2
	HT/VHT40 Beam Forming, M8 to M15, M0 to M9 2ss	4	9	7.1	7.1	7.7	7.7	13.4	21.0	7.6
	HT/VHT40 Beam Forming, M16 to M23, M0 to M9 3ss	3	6	11.3	11.0	11.5		16.0	24.0	8.0
HT/VHT40 Beam Forming, M16 to M23, M0 to M9 3ss	4	7	8.1	8.1	8.4	8.8	14.4	22.8	8.4	
VHT40 Beam Forming, M0 to M9 4ss	4	6	10.2	10.1	10.4	10.8	16.4	24.0	7.6	
HT/VHT40 STBC, M0 to M7	2	6	13.1	13.2			16.2	24.0	7.8	
HT/VHT40 STBC, M0 to M7	3	6	11.3	11.0	11.5		16.0	24.0	8.0	
HT/VHT40 STBC, M0 to M7	4	6	10.2	10.1	10.4	10.8	16.4	24.0	7.6	
5530	Non HT80 Duplicate, 6 to 54 Mbps	1	6	13.6				13.6	24.0	10.4
	Non HT80 Duplicate, 6 to 54 Mbps	2	6	10.7	10.5			13.6	24.0	10.4
	Non HT80 Duplicate, 6 to 54 Mbps	3	6	8.6	8.7	9.2		13.6	24.0	10.4
	Non HT80 Duplicate, 6 to 54 Mbps	4	6	7.6	7.6	8.2	8.1	13.9	24.0	10.1
	VHT80, M0 to M9 1ss	1	6	9.1				9.1	24.0	14.9
	VHT80, M0 to M9 1ss	2	6	7.0	7.0			10.0	24.0	14.0
	VHT80, M0 to M9 1ss	3	6	6.1	5.9	6.8		11.1	24.0	12.9
	VHT80, M0 to M9 1ss	4	6	3.1	3.2	3.7	4.0	9.5	24.0	14.5
	VHT80, M0 to M9 2ss	2	6	7.0	7.0			10.0	24.0	14.0
	VHT80, M0 to M9 2ss	3	6	6.1	5.9	6.8		11.1	24.0	12.9
	VHT80, M0 to M9 2ss	4	6	3.1	3.2	3.7	4.0	9.5	24.0	14.5
	VHT80, M0 to M9 3ss	3	6	6.1	5.9	6.8		11.1	24.0	12.9
	VHT80, M0 to M9 3ss	4	6	3.1	3.2	3.7	4.0	9.5	24.0	14.5



VHT80, M0 to M9 4ss	4	6	3.1	3.2	3.7	4.0	9.5	24.0	14.5
VHT80 Beam Forming, M0 to M9 1ss	2	9	3.1	3.2			6.2	21.0	14.8
VHT80 Beam Forming, M0 to M9 1ss	3	11	-0.1	0.2	0.6		5.0	19.2	14.2
VHT80 Beam Forming, M0 to M9 1ss	4	12	-4.6	-4.2	-3.4	-3.5	2.1	18.0	15.9
VHT80 Beam Forming, M0 to M9 2ss	2	6	7.0	7.0			10.0	24.0	14.0
VHT80 Beam Forming, M0 to M9 2ss	3	8	3.1	3.2	3.7		8.1	22.2	14.1
VHT80 Beam Forming, M0 to M9 2ss	4	9	-0.1	0.2	0.6	0.7	6.4	21.0	14.6
VHT80 Beam Forming, M0 to M9 3ss	3	6	6.1	5.9	6.8		11.1	24.0	12.9
VHT80 Beam Forming, M0 to M9 3ss	4	7	3.1	3.2	3.7	4.0	9.5	22.8	13.3
VHT80 Beam Forming, M0 to M9 4ss	4	6	3.1	3.2	3.7	4.0	9.5	24.0	14.5
VHT80 STBC, M0 to M9 2ss	2	6	7.0	7.0			10.0	24.0	14.0
VHT80 STBC, M0 to M9 2ss	3	6	6.1	5.9	6.8		11.1	24.0	12.9
VHT80 STBC, M0 to M9 2ss	4	6	3.1	3.2	3.7	4.0	9.5	24.0	14.5
6 to 54 Mbps	1	6	13.9				13.9	23.2	9.3
6 to 54 Mbps	2	6	13.9	14.0			17.0	23.2	6.2
6 to 54 Mbps	3	6	10.0	10.0	10.5		14.9	23.2	8.2
6 to 54 Mbps	4	6	8.0	7.8	8.5	8.4	14.2	23.2	8.9
6 to 54 Mbps Beam Forming	2	9	13.9	14.0			17.0	20.2	3.2
6 to 54 Mbps Beam Forming	3	11	10.0	10.0	10.5		14.9	18.4	3.4
6 to 54 Mbps Beam Forming	4	12	8.0	7.8	8.5	8.4	14.2	17.2	2.9
HT/VHT20, M0 to M7, M0 to M9 1ss	1	6	14.0				14.0	23.5	9.5
HT/VHT20, M0 to M7, M0 to M9 1ss	2	6	14.0	14.1			17.1	23.5	6.4
HT/VHT20, M0 to M7, M0 to M9 1ss	3	6	10.1	10.1	10.6		15.0	23.5	8.4
HT/VHT20, M0 to M7, M0 to M9 1ss	4	6	8.1	8.0	8.6	8.4	14.3	23.5	9.2
HT/VHT20, M8 to M15, M0 to M9 2ss	2	6	14.0	14.1			17.1	23.5	6.4
HT/VHT20, M8 to M15, M0 to M9 2ss	3	6	13.0	13.1	13.5		18.0	23.5	5.5
HT/VHT20, M8 to M15, M0 to M9 2ss	4	6	11.0	10.9	11.6	11.3	17.2	23.5	6.2
HT/VHT20, M16 to M23, M0 to M9 3ss	3	6	14.0	14.1	14.6		19.0	23.5	4.4
HT/VHT20, M16 to M23, M0 to M9 3ss	4	6	13.0	13.1	13.5	13.3	19.2	23.5	4.2
VHT20, M0 to M9 4ss	4	6	14.0	14.1	14.6	14.4	20.3	23.5	3.2
HT/VHT20 Beam Forming, M0 to M7, M0 to M9 1ss	2	9	14.0	14.1			17.1	20.5	3.4
HT/VHT20 Beam Forming, M0 to M7, M0 to M9 1ss	3	11	10.1	10.1	10.6		15.0	18.7	3.6
HT/VHT20 Beam Forming, M0 to M7, M0 to M9 1ss	4	12	8.1	8.0	8.6	8.4	14.3	17.5	3.2
HT/VHT20 Beam Forming, M8 to M15, M0 to M9 2ss	2	6	14.0	14.1			17.1	23.5	6.4
HT/VHT20 Beam Forming, M8 to M15, M0 to M9 2ss	3	8	13.0	13.1	13.5		18.0	21.7	3.7
HT/VHT20 Beam Forming, M8 to M15, M0 to M9 2ss	4	9	11.0	10.9	11.6	11.3	17.2	20.5	3.2
HT/VHT20 Beam Forming, M16 to M23, M0 to M9 3ss	3	6	14.0	14.1	14.6		19.0	23.5	4.4
HT/VHT20 Beam Forming, M16 to M23, M0 to M9 3ss	4	7	13.0	13.1	13.5	13.3	19.2	22.3	3.0
VHT20 Beam Forming, M0 to M9 4ss	4	6	14.0	14.1	14.6	14.4	20.3	23.5	3.2
HT/VHT20 STBC, M0 to M7	2	6	14.0	14.1			17.1	23.5	6.4



	HT/VHT20 STBC, M0 to M7	3	6	13.0	13.1	13.5		18.0	23.5	5.5
	HT/VHT20 STBC, M0 to M7	4	6	11.0	10.9	11.6	11.3	17.2	23.5	6.2
5550	Non HT40 Duplicate, 6 to 54 Mbps	1	6	13.8				13.8	24.0	10.2
	Non HT40 Duplicate, 6 to 54 Mbps	2	6	13.8	13.9			16.9	24.0	7.1
	Non HT40 Duplicate, 6 to 54 Mbps	3	6	12.8	12.8	13.4		17.8	24.0	6.2
	Non HT40 Duplicate, 6 to 54 Mbps	4	6	10.8	10.6	11.4	11.0	17.0	24.0	7.0
	HT/VHT40, M0 to M7, M0 to M9 1ss	1	6	14.3				14.3	24.0	9.7
	HT/VHT40, M0 to M7, M0 to M9 1ss	2	6	14.3	14.3			17.3	24.0	6.7
	HT/VHT40, M0 to M7, M0 to M9 1ss	3	6	13.2	13.3	13.8		18.2	24.0	5.8
	HT/VHT40, M0 to M7, M0 to M9 1ss	4	6	11.2	11.1	11.9	11.4	17.4	24.0	6.6
	HT/VHT40, M8 to M15, M0 to M9 2ss	2	6	14.3	14.3			17.3	24.0	6.7
	HT/VHT40, M8 to M15, M0 to M9 2ss	3	6	14.3	14.3	14.9		19.3	24.0	4.7
	HT/VHT40, M8 to M15, M0 to M9 2ss	4	6	14.3	14.3	14.9	14.7	20.6	24.0	3.4
	HT/VHT40, M16 to M23, M0 to M9 3ss	3	6	14.3	14.3	14.9		19.3	24.0	4.7
	HT/VHT40, M16 to M23, M0 to M9 3ss	4	6	14.3	14.3	14.9	14.7	20.6	24.0	3.4
	VHT40, M0 to M9 4ss	4	6	14.3	14.3	14.9	14.7	20.6	24.0	3.4
	HT/VHT40 Beam Forming, M0 to M7, M0 to M9 1ss	2	9	14.3	14.3			17.3	21.0	3.7
	HT/VHT40 Beam Forming, M0 to M7, M0 to M9 1ss	3	11	11.2	11.1	11.9		16.2	19.2	3.0
	HT/VHT40 Beam Forming, M0 to M7, M0 to M9 1ss	4	12	9.3	9.2	9.9	9.6	15.5	18.0	2.5
	HT/VHT40 Beam Forming, M8 to M15, M0 to M9 2ss	2	6	14.3	14.3			17.3	24.0	6.7
	HT/VHT40 Beam Forming, M8 to M15, M0 to M9 2ss	3	8	14.3	14.3	14.9		19.3	22.2	2.9
	HT/VHT40 Beam Forming, M8 to M15, M0 to M9 2ss	4	9	12.2	12.2	12.9	12.6	18.5	21.0	2.5
	HT/VHT40 Beam Forming, M16 to M23, M0 to M9 3ss	3	6	14.3	14.3	14.9		19.3	24.0	4.7
	HT/VHT40 Beam Forming, M16 to M23, M0 to M9 3ss	4	7	14.3	14.3	14.9	14.7	20.6	22.8	2.2
	VHT40 Beam Forming, M0 to M9 4ss	4	6	14.3	14.3	14.9	14.7	20.6	24.0	3.4
HT/VHT40 STBC, M0 to M7	2	6	14.3	14.3			17.3	24.0	6.7	
HT/VHT40 STBC, M0 to M7	3	6	14.3	14.3	14.9		19.3	24.0	4.7	
HT/VHT40 STBC, M0 to M7	4	6	14.3	14.3	14.9	14.7	20.6	24.0	3.4	
5690	Non HT80 Duplicate, 6 to 54 Mbps	1	6	14.1				14.1	24.0	9.9
	Non HT80 Duplicate, 6 to 54 Mbps	2	6	14.1	14.3			17.2	24.0	6.8
	Non HT80 Duplicate, 6 to 54 Mbps	3	6	14.1	14.3	14.5		19.1	24.0	4.9
	Non HT80 Duplicate, 6 to 54 Mbps	4	6	14.1	14.3	14.5	14.4	20.3	24.0	3.7
	VHT80, M0 to M9 1ss	1	6	14.3				14.3	24.0	9.7
	VHT80, M0 to M9 1ss	2	6	14.3	14.4			17.4	24.0	6.6
	VHT80, M0 to M9 1ss	3	6	14.3	14.4	14.7		19.2	24.0	4.8
	VHT80, M0 to M9 1ss	4	6	14.3	14.4	14.7	14.6	20.5	24.0	3.5
	VHT80, M0 to M9 2ss	2	6	14.3	14.4			17.4	24.0	6.6
	VHT80, M0 to M9 2ss	3	6	14.3	14.4	14.7		19.2	24.0	4.8
	VHT80, M0 to M9 2ss	4	6	14.3	14.4	14.7	14.6	20.5	24.0	3.5



VHT80, M0 to M9 3ss	3	6	14.3	14.4	14.7		19.2	24.0	4.8
VHT80, M0 to M9 3ss	4	6	14.3	14.4	14.7	14.6	20.5	24.0	3.5
VHT80, M0 to M9 4ss	4	6	14.3	14.4	14.7	14.6	20.5	24.0	3.5
VHT80 Beam Forming, M0 to M9 1ss	2	9	14.3	14.4			17.4	21.0	3.6
VHT80 Beam Forming, M0 to M9 1ss	3	11	11.1	11.5	11.8		16.2	19.2	3.0
VHT80 Beam Forming, M0 to M9 1ss	4	12	9.2	9.6	9.8	9.7	15.6	18.0	2.4
VHT80 Beam Forming, M0 to M9 2ss	2	6	14.3	14.4			17.4	24.0	6.6
VHT80 Beam Forming, M0 to M9 2ss	3	8	14.3	14.4	14.7		19.2	22.2	3.0
VHT80 Beam Forming, M0 to M9 2ss	4	9	12.2	12.5	12.7	12.6	18.5	21.0	2.5
VHT80 Beam Forming, M0 to M9 3ss	3	6	14.3	14.4	14.7		19.2	24.0	4.8
VHT80 Beam Forming, M0 to M9 3ss	4	7	14.3	14.4	14.7	14.6	20.5	22.8	2.3
VHT80 Beam Forming, M0 to M9 4ss	4	6	14.3	14.4	14.7	14.6	20.5	24.0	3.5
VHT80 STBC, M0 to M9 2ss	2	6	14.3	14.4			17.4	24.0	6.6
VHT80 STBC, M0 to M9 2ss	3	6	14.3	14.4	14.7		19.2	24.0	4.8
VHT80 STBC, M0 to M9 2ss	4	6	14.3	14.4	14.7	14.6	20.5	24.0	3.5
Non HT40 Duplicate, 6 to 54 Mbps	1	6	13.6				13.6	24.0	10.4
Non HT40 Duplicate, 6 to 54 Mbps	2	6	13.6	14.1			16.9	24.0	7.1
Non HT40 Duplicate, 6 to 54 Mbps	3	6	13.0	13.3	13.3		18.0	24.0	6.0
Non HT40 Duplicate, 6 to 54 Mbps	4	6	11.1	11.1	11.4	11.4	17.3	24.0	6.7
HT/VHT40, M0 to M7, M0 to M9 1ss	1	6	14.4				14.4	24.0	9.6
HT/VHT40, M0 to M7, M0 to M9 1ss	2	6	14.4	14.7			17.6	24.0	6.4
HT/VHT40, M0 to M7, M0 to M9 1ss	3	6	13.4	13.7	13.8		18.4	24.0	5.6
HT/VHT40, M0 to M7, M0 to M9 1ss	4	6	11.5	11.5	11.9	11.9	17.7	24.0	6.3
HT/VHT40, M8 to M15, M0 to M9 2ss	2	6	14.4	14.7			17.6	24.0	6.4
HT/VHT40, M8 to M15, M0 to M9 2ss	3	6	14.4	14.7	14.7		19.4	24.0	4.6
HT/VHT40, M8 to M15, M0 to M9 2ss	4	6	14.4	14.7	14.7	14.9	20.7	24.0	3.3
HT/VHT40, M16 to M23, M0 to M9 3ss	3	6	14.4	14.7	14.7		19.4	24.0	4.6
HT/VHT40, M16 to M23, M0 to M9 3ss	4	6	14.4	14.7	14.7	14.9	20.7	24.0	3.3
VHT40, M0 to M9 4ss	4	6	14.4	14.7	14.7	14.9	20.7	24.0	3.3
HT/VHT40 Beam Forming, M0 to M7, M0 to M9 1ss	2	9	14.4	14.7			17.6	21.0	3.4
HT/VHT40 Beam Forming, M0 to M7, M0 to M9 1ss	3	11	11.5	11.5	11.9		16.4	19.2	2.8
HT/VHT40 Beam Forming, M0 to M7, M0 to M9 1ss	4	12	9.5	9.5	9.8	10.0	15.7	18.0	2.3
HT/VHT40 Beam Forming, M8 to M15, M0 to M9 2ss	2	6	14.4	14.7			17.6	24.0	6.4
HT/VHT40 Beam Forming, M8 to M15, M0 to M9 2ss	3	8	14.4	14.7	14.7		19.4	22.2	2.8
HT/VHT40 Beam Forming, M8 to M15, M0 to M9 2ss	4	9	12.4	12.6	12.8	13.0	18.7	21.0	2.3
HT/VHT40 Beam Forming, M16 to M23, M0 to M9 3ss	3	6	14.4	14.7	14.7		19.4	24.0	4.6
HT/VHT40 Beam Forming, M16 to M23, M0 to M9 3ss	4	7	14.4	14.7	14.7	14.9	20.7	22.8	2.1
VHT40 Beam Forming, M0 to M9 4ss	4	6	14.4	14.7	14.7	14.9	20.7	24.0	3.3
HT/VHT40 STBC, M0 to M7	2	6	14.4	14.7			17.6	24.0	6.4
HT/VHT40 STBC, M0 to M7	3	6	14.4	14.7	14.7		19.4	24.0	4.6



	HT/VHT40 STBC, M0 to M7	4	6	14.4	14.7	14.7	14.9	20.7	24.0	3.3
5720	6 to 54 Mbps	1	6	14.4				14.4	23.2	8.8
	6 to 54 Mbps	2	6	14.4	14.7			17.6	23.2	5.6
	6 to 54 Mbps	3	6	10.5	10.6	10.8		15.4	23.2	7.7
	6 to 54 Mbps	4	6	8.5	8.5	8.8	9.0	14.7	23.2	8.4
	6 to 54 Mbps Beam Forming	2	9	14.4	14.7			17.6	20.2	2.6
	6 to 54 Mbps Beam Forming	3	11	10.5	10.6	10.8		15.4	18.4	2.9
	6 to 54 Mbps Beam Forming	4	12	8.5	8.5	8.8	9.0	14.7	17.2	2.4
	HT/VHT20, M0 to M7, M0 to M9 1ss	1	6	14.5				14.5	23.5	9.0
	HT/VHT20, M0 to M7, M0 to M9 1ss	2	6	14.5	14.8			17.7	23.5	5.8
	HT/VHT20, M0 to M7, M0 to M9 1ss	3	6	10.6	10.7	10.9		15.5	23.5	8.0
	HT/VHT20, M0 to M7, M0 to M9 1ss	4	6	8.5	8.6	8.8	9.0	14.7	23.5	8.7
	HT/VHT20, M8 to M15, M0 to M9 2ss	2	6	14.5	14.8			17.7	23.5	5.8
	HT/VHT20, M8 to M15, M0 to M9 2ss	3	6	13.5	13.8	13.8		18.5	23.5	5.0
	HT/VHT20, M8 to M15, M0 to M9 2ss	4	6	11.6	11.6	11.9	11.8	17.7	23.5	5.7
	HT/VHT20, M16 to M23, M0 to M9 3ss	3	6	14.5	14.8	14.7		19.4	23.5	4.0
	HT/VHT20, M16 to M23, M0 to M9 3ss	4	6	13.5	13.8	13.8	14.1	19.8	23.5	3.6
	VHT20, M0 to M9 4ss	4	6	14.5	14.8	14.7	14.9	20.7	23.5	2.7
	HT/VHT20 Beam Forming, M0 to M7, M0 to M9 1ss	2	9	14.5	14.8			17.7	20.5	2.8
	HT/VHT20 Beam Forming, M0 to M7, M0 to M9 1ss	3	11	10.6	10.7	10.9		15.5	18.7	3.2
	HT/VHT20 Beam Forming, M0 to M7, M0 to M9 1ss	4	12	8.5	8.6	8.8	9.0	14.7	17.5	2.7
	HT/VHT20 Beam Forming, M8 to M15, M0 to M9 2ss	2	6	14.5	14.8			17.7	23.5	5.8
	HT/VHT20 Beam Forming, M8 to M15, M0 to M9 2ss	3	8	13.5	13.8	13.8		18.5	21.7	3.2
	HT/VHT20 Beam Forming, M8 to M15, M0 to M9 2ss	4	9	11.6	11.6	11.9	11.8	17.7	20.5	2.7
	HT/VHT20 Beam Forming, M16 to M23, M0 to M9 3ss	3	6	14.5	14.8	14.7		19.4	23.5	4.0
	HT/VHT20 Beam Forming, M16 to M23, M0 to M9 3ss	4	7	13.5	13.8	13.8	14.1	19.8	22.3	2.4
	VHT20 Beam Forming, M0 to M9 4ss	4	6	14.5	14.8	14.7	14.9	20.7	23.5	2.7
	HT/VHT20 STBC, M0 to M7	2	6	14.5	14.8			17.7	23.5	5.8
	HT/VHT20 STBC, M0 to M7	3	6	13.5	13.8	13.8		18.5	23.5	5.0
	HT/VHT20 STBC, M0 to M7	4	6	11.6	11.6	11.9	11.8	17.7	23.5	5.7



Power Spectral Density Table

Frequency (MHz)	Mode	Tx Paths	Correlated Antenna Gain (dBi)	Tx 1 PSD (dBm/MHz)	Tx 2 PSD (dBm/MHz)	Tx 3 PSD (dBm/MHz)	Tx 4 PSD (dBm/MHz)	Total PSD (dBm/MHz)	Limit (dBm/MHz)	Margin (dB)
5500	6 to 54 Mbps	1	6	3.6				3.6	11.0	7.4
	6 to 54 Mbps	2	9	3.6	3.8			6.7	8.0	1.3
	6 to 54 Mbps	3	11	-0.2	-0.6	-0.2		4.4	6.2	1.8
	6 to 54 Mbps	4	12	-2.3	-2.4	-2.3	-1.9	3.8	5.0	1.2
	6 to 54 Mbps Beam Forming	2	9	3.6	3.8			6.7	8.0	1.3
	6 to 54 Mbps Beam Forming	3	11	-0.2	-0.6	-0.2		4.4	6.2	1.8
	6 to 54 Mbps Beam Forming	4	12	-2.3	-2.4	-2.3	-1.9	3.8	5.0	1.2
	HT/VHT20, M0 to M7, M0 to M9 1ss	1	6	3.3				3.3	11.0	7.7
	HT/VHT20, M0 to M7, M0 to M9 1ss	2	9	3.3	3.3			6.3	8.0	1.7
	HT/VHT20, M0 to M7, M0 to M9 1ss	3	11	-0.4	-0.5	-0.2		4.4	6.2	1.8
	HT/VHT20, M0 to M7, M0 to M9 1ss	4	12	-2.8	-2.3	-2.0	-2.1	3.7	5.0	1.2
	HT/VHT20, M8 to M15, M0 to M9 2ss	2	6	3.3	3.3			6.3	11.0	4.7
	HT/VHT20, M8 to M15, M0 to M9 2ss	3	8	2.1	2.4	3.0		7.3	9.2	2.0
	HT/VHT20, M8 to M15, M0 to M9 2ss	4	9	0.4	0.2	0.5	0.8	6.5	8.0	1.5
	HT/VHT20, M16 to M23, M0 to M9 3ss	3	6	3.3	3.3	3.5		8.1	11.0	2.9
	HT/VHT20, M16 to M23, M0 to M9 3ss	4	7	2.1	2.4	3.0	3.3	8.7	9.8	1.0
	VHT20, M0 to M9 4ss	4	6	3.3	3.3	3.5	3.9	9.5	11.0	1.5
	HT/VHT20 Beam Forming, M0 to M7, M0 to M9 1ss	2	9	3.3	3.3			6.3	8.0	1.7
	HT/VHT20 Beam Forming, M0 to M7, M0 to M9 1ss	3	11	-0.4	-0.5	-0.2		4.4	6.2	1.8
	HT/VHT20 Beam Forming, M0 to M7, M0 to M9 1ss	4	12	-2.8	-2.3	-2.0	-2.1	3.7	5.0	1.2
	HT/VHT20 Beam Forming, M8 to M15, M0 to M9 2ss	2	6	3.3	3.3			6.3	11.0	4.7
	HT/VHT20 Beam Forming, M8 to M15, M0 to M9 2ss	3	8	2.1	2.4	3.0		7.3	9.2	2.0
	HT/VHT20 Beam Forming, M8 to M15, M0 to M9 2ss	4	9	0.4	0.2	0.5	0.8	6.5	8.0	1.5
	HT/VHT20 Beam Forming, M16 to M23, M0 to M9 3ss	3	6	3.3	3.3	3.5		8.1	11.0	2.9
	HT/VHT20 Beam Forming, M16 to M23, M0 to M9 3ss	4	7	2.1	2.4	3.0	3.3	8.7	9.8	1.0
	VHT20 Beam Forming, M0 to M9 4ss	4	6	3.3	3.3	3.5	3.9	9.5	11.0	1.5
	HT/VHT20 STBC, M0 to M7	2	6	3.3	3.3			6.3	11.0	4.7
	HT/VHT20 STBC, M0 to M7	3	8	2.1	2.4	3.0		7.3	9.2	2.0
	HT/VHT20 STBC, M0 to M7	4	9	0.4	0.2	0.5	0.8	6.5	8.0	1.5



5510	Non HT40 Duplicate, 6 to 54 Mbps	1	6	1.7				1.7	11.0	9.3
	Non HT40 Duplicate, 6 to 54 Mbps	2	9	1.7	1.1			4.4	8.0	3.6
	Non HT40 Duplicate, 6 to 54 Mbps	3	11	0.4	0.0	0.4		5.0	6.2	1.2
	Non HT40 Duplicate, 6 to 54 Mbps	4	12	-1.8	-1.8	-1.3	-1.6	4.4	5.0	0.6
	HT/VHT40, M0 to M7, M0 to M9 1ss	1	6	0.2				0.2	11.0	10.8
	HT/VHT40, M0 to M7, M0 to M9 1ss	2	9	-0.9	-0.7			2.2	8.0	5.8
	HT/VHT40, M0 to M7, M0 to M9 1ss	3	11	-2.7	-2.8	-2.4		2.1	6.2	4.1
	HT/VHT40, M0 to M7, M0 to M9 1ss	4	12	-4.0	-3.8	-3.6	-3.0	2.4	5.0	2.5
	HT/VHT40, M8 to M15, M0 to M9 2ss	2	6	-0.9	-0.7			2.2	11.0	8.8
	HT/VHT40, M8 to M15, M0 to M9 2ss	3	8	-2.7	-2.8	-2.4		2.1	9.2	7.1
	HT/VHT40, M8 to M15, M0 to M9 2ss	4	9	-4.0	-3.8	-3.6	-3.0	2.4	8.0	5.6
	HT/VHT40, M16 to M23, M0 to M9 3ss	3	6	-2.7	-2.8	-2.4		2.1	11.0	8.9
	HT/VHT40, M16 to M23, M0 to M9 3ss	4	7	-4.0	-3.8	-3.6	-3.0	2.4	9.8	7.3
	VHT40, M0 to M9 4ss	4	6	-4.0	-3.8	-3.6	-3.0	2.4	11.0	8.6
	HT/VHT40 Beam Forming, M0 to M7, M0 to M9 1ss	2	9	-4.0	-3.8			-0.9	8.0	8.9
	HT/VHT40 Beam Forming, M0 to M7, M0 to M9 1ss	3	11	-6.9	-6.5	-6.2		-1.8	6.2	8.0
	HT/VHT40 Beam Forming, M0 to M7, M0 to M9 1ss	4	12	-8.7	-8.5	-8.3	-7.6	-2.2	5.0	7.2
	HT/VHT40 Beam Forming, M8 to M15, M0 to M9 2ss	2	6	-0.9	-0.7			2.2	11.0	8.8
	HT/VHT40 Beam Forming, M8 to M15, M0 to M9 2ss	3	8	-4.8	-4.9	-4.5		0.0	9.2	9.2
	HT/VHT40 Beam Forming, M8 to M15, M0 to M9 2ss	4	9	-6.9	-6.5	-6.2	-6.2	-0.4	8.0	8.4
	HT/VHT40 Beam Forming, M16 to M23, M0 to M9 3ss	3	6	-2.7	-2.8	-2.4		2.1	11.0	8.9
	HT/VHT40 Beam Forming, M16 to M23, M0 to M9 3ss	4	7	-5.7	-5.7	-5.3	-5.2	0.6	9.8	9.2
	VHT40 Beam Forming, M0 to M9 4ss	4	6	-4.0	-3.8	-3.6	-3.0	2.4	11.0	8.6
HT/VHT40 STBC, M0 to M7	2	6	-0.9	-0.7			2.2	11.0	8.8	
HT/VHT40 STBC, M0 to M7	3	8	-2.7	-2.8	-2.4		2.1	9.2	7.1	
HT/VHT40 STBC, M0 to M7	4	9	-4.0	-3.8	-3.6	-3.0	2.4	8.0	5.6	
5530	Non HT80 Duplicate, 6 to 54 Mbps	1	6	-1.5				-1.5	11.0	12.5
	Non HT80 Duplicate, 6 to 54 Mbps	2	9	-4.5	-4.1			-1.3	8.0	9.3
	Non HT80 Duplicate, 6 to 54 Mbps	3	11	-6.8	-6.3	-5.7		-1.5	6.2	7.7
	Non HT80 Duplicate, 6 to 54 Mbps	4	12	-7.4	-6.9	-7.3	-7.3	-1.2	5.0	6.2
	VHT80, M0 to M9 1ss	1	6	-7.9				-7.9	11.0	18.9
	VHT80, M0 to M9 1ss	2	9	-10.2	-9.8			-7.0	8.0	15.0
	VHT80, M0 to M9 1ss	3	11	-11.1	-10.6	-10.4		-5.9	6.2	12.1
	VHT80, M0 to M9 1ss	4	12	-13.7	-13.4	-12.5	-13.0	-7.1	5.0	12.1
	VHT80, M0 to M9 2ss	2	6	-10.2	-9.8			-7.0	11.0	18.0
	VHT80, M0 to M9 2ss	3	8	-11.1	-10.6	-10.4		-5.9	9.2	15.2
	VHT80, M0 to M9 2ss	4	9	-13.7	-13.4	-12.5	-13.0	-7.1	8.0	15.1
	VHT80, M0 to M9 3ss	3	6	-11.1	-10.6	-10.4		-5.9	11.0	16.9
	VHT80, M0 to M9 3ss	4	7	-13.7	-13.4	-12.5	-13.0	-7.1	9.8	16.9



VHT80, M0 to M9 4ss	4	6	-13.7	-13.4	-12.5	-13.0	-7.1	11.0	18.1	
VHT80 Beam Forming, M0 to M9 1ss	2	9	-13.7	-13.4			-10.5	8.0	18.5	
VHT80 Beam Forming, M0 to M9 1ss	3	11	-16.9	-16.5	-16.3		-11.8	6.2	18.0	
VHT80 Beam Forming, M0 to M9 1ss	4	12	-21.5	-21.1	-20.3	-20.3	-14.7	5.0	19.7	
VHT80 Beam Forming, M0 to M9 2ss	2	6	-10.2	-9.8			-7.0	11.0	18.0	
VHT80 Beam Forming, M0 to M9 2ss	3	8	-13.7	-13.4	-12.5		-8.4	9.2	17.6	
VHT80 Beam Forming, M0 to M9 2ss	4	9	-16.9	-16.5	-16.3	-16.2	-10.4	8.0	18.4	
VHT80 Beam Forming, M0 to M9 3ss	3	6	-11.1	-10.6	-10.4		-5.9	11.0	16.9	
VHT80 Beam Forming, M0 to M9 3ss	4	7	-13.7	-13.4	-12.5	-13.0	-7.1	9.8	16.9	
VHT80 Beam Forming, M0 to M9 4ss	4	6	-13.7	-13.4	-12.5	-13.0	-7.1	11.0	18.1	
VHT80 STBC, M0 to M9 2ss	2	6	-10.2	-9.8			-7.0	11.0	18.0	
VHT80 STBC, M0 to M9 2ss	3	8	-11.1	-10.6	-10.4		-5.9	9.2	15.2	
VHT80 STBC, M0 to M9 2ss	4	9	-13.7	-13.4	-12.5	-13.0	-7.1	8.0	15.1	
580	6 to 54 Mbps	1	6	3.3				3.3	11.0	7.7
	6 to 54 Mbps	2	9	3.3	3.4			6.4	8.0	1.6
	6 to 54 Mbps	3	11	-0.6	-0.4	-0.2		4.4	6.2	1.9
	6 to 54 Mbps	4	12	-2.8	-2.8	-2.1	-2.4	3.5	5.0	1.5
	6 to 54 Mbps Beam Forming	2	9	3.3	3.4			6.4	8.0	1.6
	6 to 54 Mbps Beam Forming	3	11	-0.6	-0.4	-0.2		4.4	6.2	1.9
	6 to 54 Mbps Beam Forming	4	12	-2.8	-2.8	-2.1	-2.4	3.5	5.0	1.5
	HT/VHT20, M0 to M7, M0 to M9 1ss	1	6	3.3				3.3	11.0	7.7
	HT/VHT20, M0 to M7, M0 to M9 1ss	2	9	3.3	3.4			6.4	8.0	1.6
	HT/VHT20, M0 to M7, M0 to M9 1ss	3	11	-0.8	-0.6	-0.2		4.2	6.2	2.0
	HT/VHT20, M0 to M7, M0 to M9 1ss	4	12	-2.6	-2.9	-2.3	-2.1	3.6	5.0	1.4
	HT/VHT20, M8 to M15, M0 to M9 2ss	2	6	3.3	3.4			6.4	11.0	4.6
	HT/VHT20, M8 to M15, M0 to M9 2ss	3	8	2.2	2.1	2.6		7.1	9.2	2.2
	HT/VHT20, M8 to M15, M0 to M9 2ss	4	9	0.2	0.0	0.6	0.4	6.3	8.0	1.7
	HT/VHT20, M16 to M23, M0 to M9 3ss	3	6	3.3	3.4	3.6		8.2	11.0	2.8
	HT/VHT20, M16 to M23, M0 to M9 3ss	4	7	2.2	2.1	2.6	2.4	8.3	9.8	1.4
	VHT20, M0 to M9 4ss	4	6	3.3	3.4	3.6	3.4	9.4	11.0	1.6
	HT/VHT20 Beam Forming, M0 to M7, M0 to M9 1ss	2	9	3.3	3.4			6.4	8.0	1.6
	HT/VHT20 Beam Forming, M0 to M7, M0 to M9 1ss	3	11	-0.8	-0.6	-0.2		4.2	6.2	2.0
	HT/VHT20 Beam Forming, M0 to M7, M0 to M9 1ss	4	12	-2.6	-2.9	-2.3	-2.1	3.6	5.0	1.4
HT/VHT20 Beam Forming, M8 to M15, M0 to M9 2ss	2	6	3.3	3.4			6.4	11.0	4.6	
HT/VHT20 Beam Forming, M8 to M15, M0 to M9 2ss	3	8	2.2	2.1	2.6		7.1	9.2	2.2	
HT/VHT20 Beam Forming, M8 to M15, M0 to M9 2ss	4	9	0.2	0.0	0.6	0.4	6.3	8.0	1.7	
HT/VHT20 Beam Forming, M16 to M23, M0 to M9 3ss	3	6	3.3	3.4	3.6		8.2	11.0	2.8	
HT/VHT20 Beam Forming, M16 to M23, M0 to M9 3ss	4	7	2.2	2.1	2.6	2.4	8.3	9.8	1.4	
VHT20 Beam Forming, M0 to M9 4ss	4	6	3.3	3.4	3.6	3.4	9.4	11.0	1.6	
HT/VHT20 STBC, M0 to M7	2	6	3.3	3.4			6.4	11.0	4.6	



	HT/VHT20 STBC, M0 to M7	3	8	2.2	2.1	2.6		7.1	9.2	2.2
	HT/VHT20 STBC, M0 to M7	4	9	0.2	0.0	0.6	0.4	6.3	8.0	1.7
5550	Non HT40 Duplicate, 6 to 54 Mbps	1	6	1.6				1.6	11.0	9.4
	Non HT40 Duplicate, 6 to 54 Mbps	2	9	1.6	1.3			4.5	8.0	3.5
	Non HT40 Duplicate, 6 to 54 Mbps	3	11	0.1	-0.1	0.6		5.0	6.2	1.2
	Non HT40 Duplicate, 6 to 54 Mbps	4	12	-1.5	-2.0	-1.3	-1.4	4.5	5.0	0.5
	HT/VHT40, M0 to M7, M0 to M9 1ss	1	6	0.8				0.8	11.0	10.2
	HT/VHT40, M0 to M7, M0 to M9 1ss	2	9	0.8	0.2			3.5	8.0	4.5
	HT/VHT40, M0 to M7, M0 to M9 1ss	3	11	-0.8	-0.7	-0.3		4.2	6.2	2.1
	HT/VHT40, M0 to M7, M0 to M9 1ss	4	12	-2.8	-3.2	-2.2	-2.5	3.4	5.0	1.6
	HT/VHT40, M8 to M15, M0 to M9 2ss	2	6	0.8	0.2			3.5	11.0	7.5
	HT/VHT40, M8 to M15, M0 to M9 2ss	3	8	0.8	0.2	0.8		5.4	9.2	3.9
	HT/VHT40, M8 to M15, M0 to M9 2ss	4	9	0.8	0.2	0.8	0.6	6.6	8.0	1.4
	HT/VHT40, M16 to M23, M0 to M9 3ss	3	6	0.8	0.2	0.8		5.4	11.0	5.6
	HT/VHT40, M16 to M23, M0 to M9 3ss	4	7	0.8	0.2	0.8	0.6	6.6	9.8	3.1
	VHT40, M0 to M9 4ss	4	6	0.8	0.2	0.8	0.6	6.6	11.0	4.4
	HT/VHT40 Beam Forming, M0 to M7, M0 to M9 1ss	2	9	0.8	0.2			3.5	8.0	4.5
	HT/VHT40 Beam Forming, M0 to M7, M0 to M9 1ss	3	11	-2.8	-3.2	-2.2		2.1	6.2	4.2
	HT/VHT40 Beam Forming, M0 to M7, M0 to M9 1ss	4	12	-4.9	-4.8	-4.1	-4.7	1.4	5.0	3.6
	HT/VHT40 Beam Forming, M8 to M15, M0 to M9 2ss	2	6	0.8	0.2			3.5	11.0	7.5
	HT/VHT40 Beam Forming, M8 to M15, M0 to M9 2ss	3	8	0.8	0.2	0.8		5.4	9.2	3.9
	HT/VHT40 Beam Forming, M8 to M15, M0 to M9 2ss	4	9	-2.0	-2.0	-1.2	-1.5	4.4	8.0	3.6
	HT/VHT40 Beam Forming, M16 to M23, M0 to M9 3ss	3	6	0.8	0.2	0.8		5.4	11.0	5.6
	HT/VHT40 Beam Forming, M16 to M23, M0 to M9 3ss	4	7	0.8	0.2	0.8	0.6	6.6	9.8	3.1
	VHT40 Beam Forming, M0 to M9 4ss	4	6	0.8	0.2	0.8	0.6	6.6	11.0	4.4
HT/VHT40 STBC, M0 to M7	2	6	0.8	0.2			3.5	11.0	7.5	
HT/VHT40 STBC, M0 to M7	3	8	0.8	0.2	0.8		5.4	9.2	3.9	
HT/VHT40 STBC, M0 to M7	4	9	0.8	0.2	0.8	0.6	6.6	8.0	1.4	
5690	Non HT80 Duplicate, 6 to 54 Mbps	1	6	-1.0				-1.0	11.0	12.0
	Non HT80 Duplicate, 6 to 54 Mbps	2	9	-1.0	-1.0			2.0	8.0	6.0
	Non HT80 Duplicate, 6 to 54 Mbps	3	11	-1.0	-1.0	-0.5		3.9	6.2	2.3
	Non HT80 Duplicate, 6 to 54 Mbps	4	12	-1.0	-1.0	-0.5	-1.8	5.0	5.0	0.0
	VHT80, M0 to M9 1ss	1	6	-2.6				-2.6	11.0	13.6
	VHT80, M0 to M9 1ss	2	9	-2.6	-2.2			0.6	8.0	7.4
	VHT80, M0 to M9 1ss	3	11	-2.6	-2.2	-2.2		2.4	6.2	3.8
	VHT80, M0 to M9 1ss	4	12	-2.6	-2.2	-2.2	-2.7	3.6	5.0	1.4
	VHT80, M0 to M9 2ss	2	6	-2.6	-2.2			0.6	11.0	10.4
	VHT80, M0 to M9 2ss	3	8	-2.6	-2.2	-2.2		2.4	9.2	6.8



VHT80, M0 to M9 2ss	4	9	-2.6	-2.2	-2.2	-2.7	3.6	8.0	4.4
VHT80, M0 to M9 3ss	3	6	-2.6	-2.2	-2.2		2.4	11.0	8.6
VHT80, M0 to M9 3ss	4	7	-2.6	-2.2	-2.2	-2.7	3.6	9.8	6.1
VHT80, M0 to M9 4ss	4	6	-2.6	-2.2	-2.2	-2.7	3.6	11.0	7.4
VHT80 Beam Forming, M0 to M9 1ss	2	9	-2.6	-2.2			0.6	8.0	7.4
VHT80 Beam Forming, M0 to M9 1ss	3	11	-5.1	-5.5	-4.9		-0.4	6.2	6.6
VHT80 Beam Forming, M0 to M9 1ss	4	12	-7.5	-7.1	-6.8	-7.4	-1.2	5.0	6.2
VHT80 Beam Forming, M0 to M9 2ss	2	6	-2.6	-2.2			0.6	11.0	10.4
VHT80 Beam Forming, M0 to M9 2ss	3	8	-2.6	-2.2	-2.2		2.4	9.2	6.8
VHT80 Beam Forming, M0 to M9 2ss	4	9	-4.1	-4.4	-3.9	-4.6	1.8	8.0	6.2
VHT80 Beam Forming, M0 to M9 3ss	3	6	-2.6	-2.2	-2.2		2.4	11.0	8.6
VHT80 Beam Forming, M0 to M9 3ss	4	7	-2.6	-2.2	-2.2	-2.7	3.6	9.8	6.1
VHT80 Beam Forming, M0 to M9 4ss	4	6	-2.6	-2.2	-2.2	-2.7	3.6	11.0	7.4
VHT80 STBC, M0 to M9 2ss	2	6	-2.6	-2.2			0.6	11.0	10.4
VHT80 STBC, M0 to M9 2ss	3	8	-2.6	-2.2	-2.2		2.4	9.2	6.8
VHT80 STBC, M0 to M9 2ss	4	9	-2.6	-2.2	-2.2	-2.7	3.6	8.0	4.4
Non HT40 Duplicate, 6 to 54 Mbps	1	6	1.0				1.0	11.0	10.0
Non HT40 Duplicate, 6 to 54 Mbps	2	9	1.0	1.6			4.3	8.0	3.7
Non HT40 Duplicate, 6 to 54 Mbps	3	11	0.4	1.3	1.0		5.7	6.2	0.5
Non HT40 Duplicate, 6 to 54 Mbps	4	12	-1.0	-1.5	-1.2	-1.2	4.8	5.0	0.2
HT/VHT40, M0 to M7, M0 to M9 1ss	1	6	0.4				0.4	11.0	10.6
HT/VHT40, M0 to M7, M0 to M9 1ss	2	9	0.4	0.7			3.6	8.0	4.4
HT/VHT40, M0 to M7, M0 to M9 1ss	3	11	-0.5	-0.3	0.0		4.5	6.2	1.7
HT/VHT40, M0 to M7, M0 to M9 1ss	4	12	-2.3	-2.6	-1.9	-2.4	3.7	5.0	1.3
HT/VHT40, M8 to M15, M0 to M9 2ss	2	6	0.4	0.7			3.6	11.0	7.4
HT/VHT40, M8 to M15, M0 to M9 2ss	3	8	0.4	0.7	0.6		5.3	9.2	3.9
HT/VHT40, M8 to M15, M0 to M9 2ss	4	9	0.4	0.7	0.6	0.9	6.7	8.0	1.3
HT/VHT40, M16 to M23, M0 to M9 3ss	3	6	0.4	0.7	0.6		5.3	11.0	5.7
HT/VHT40, M16 to M23, M0 to M9 3ss	4	7	0.4	0.7	0.6	0.9	6.7	9.8	3.1
VHT40, M0 to M9 4ss	4	6	0.4	0.7	0.6	0.9	6.7	11.0	4.3
HT/VHT40 Beam Forming, M0 to M7, M0 to M9 1ss	2	9	0.4	0.7			3.6	8.0	4.4
HT/VHT40 Beam Forming, M0 to M7, M0 to M9 1ss	3	11	-2.3	-2.6	-1.9		2.5	6.2	3.7
HT/VHT40 Beam Forming, M0 to M7, M0 to M9 1ss	4	12	-4.6	-4.2	-4.1	-4.0	1.8	5.0	3.2
HT/VHT40 Beam Forming, M8 to M15, M0 to M9 2ss	2	6	0.4	0.7			3.6	11.0	7.4
HT/VHT40 Beam Forming, M8 to M15, M0 to M9 2ss	3	8	0.4	0.7	0.6		5.3	9.2	3.9
HT/VHT40 Beam Forming, M8 to M15, M0 to M9 2ss	4	9	-1.5	-1.2	-1.2	-0.7	4.9	8.0	3.1
HT/VHT40 Beam Forming, M16 to M23, M0 to M9 3ss	3	6	0.4	0.7	0.6		5.3	11.0	5.7
HT/VHT40 Beam Forming, M16 to M23, M0 to M9 3ss	4	7	0.4	0.7	0.6	0.9	6.7	9.8	3.1
VHT40 Beam Forming, M0 to M9 4ss	4	6	0.4	0.7	0.6	0.9	6.7	11.0	4.3
HT/VHT40 STBC, M0 to M7	2	6	0.4	0.7			3.6	11.0	7.4

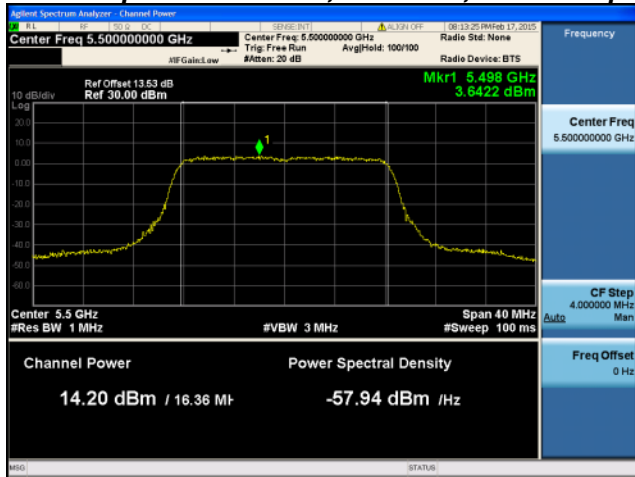
5710



	HT/VHT40 STBC, M0 to M7	3	8	0.4	0.7	0.6		5.3	9.2	3.9
	HT/VHT40 STBC, M0 to M7	4	9	0.4	0.7	0.6	0.9	6.7	8.0	1.3
5720	6 to 54 Mbps	1	6	3.9				3.9	11.0	7.1
	6 to 54 Mbps	2	9	3.9	4.0			7.0	8.0	1.0
	6 to 54 Mbps	3	11	-0.2	-0.2	0.2		4.7	6.2	1.5
	6 to 54 Mbps	4	12	-2.3	-2.1	-1.9	-1.6	4.1	5.0	0.9
	6 to 54 Mbps Beam Forming	2	9	3.9	4.0			7.0	8.0	1.0
	6 to 54 Mbps Beam Forming	3	11	-0.2	-0.2	0.2		4.7	6.2	1.5
	6 to 54 Mbps Beam Forming	4	12	-2.3	-2.1	-1.9	-1.6	4.1	5.0	0.9
	HT/VHT20, M0 to M7, M0 to M9 1ss	1	6	3.8				3.8	11.0	7.2
	HT/VHT20, M0 to M7, M0 to M9 1ss	2	9	3.8	4.3			7.1	8.0	0.9
	HT/VHT20, M0 to M7, M0 to M9 1ss	3	11	-0.5	-0.3	0.1		4.5	6.2	1.7
	HT/VHT20, M0 to M7, M0 to M9 1ss	4	12	-2.3	-2.1	-2.1	-2.0	3.9	5.0	1.1
	HT/VHT20, M8 to M15, M0 to M9 2ss	2	6	3.8	4.3			7.1	11.0	3.9
	HT/VHT20, M8 to M15, M0 to M9 2ss	3	8	2.5	3.0	3.0		7.6	9.2	1.6
	HT/VHT20, M8 to M15, M0 to M9 2ss	4	9	0.8	0.7	1.0	0.9	6.9	8.0	1.1
	HT/VHT20, M16 to M23, M0 to M9 3ss	3	6	3.8	4.3	4.0		8.8	11.0	2.2
	HT/VHT20, M16 to M23, M0 to M9 3ss	4	7	2.5	3.0	3.0	3.2	9.0	9.8	0.8
	VHT20, M0 to M9 4ss	4	6	3.8	4.3	4.0	4.0	10.0	11.0	1.0
	HT/VHT20 Beam Forming, M0 to M7, M0 to M9 1ss	2	9	3.8	4.3			7.1	8.0	0.9
	HT/VHT20 Beam Forming, M0 to M7, M0 to M9 1ss	3	11	-0.5	-0.3	0.1		4.5	6.2	1.7
	HT/VHT20 Beam Forming, M0 to M7, M0 to M9 1ss	4	12	-2.3	-2.1	-2.1	-2.0	3.9	5.0	1.1
	HT/VHT20 Beam Forming, M8 to M15, M0 to M9 2ss	2	6	3.8	4.3			7.1	11.0	3.9
	HT/VHT20 Beam Forming, M8 to M15, M0 to M9 2ss	3	8	2.5	3.0	3.0		7.6	9.2	1.6
	HT/VHT20 Beam Forming, M8 to M15, M0 to M9 2ss	4	9	0.8	0.7	1.0	0.9	6.9	8.0	1.1
	HT/VHT20 Beam Forming, M16 to M23, M0 to M9 3ss	3	6	3.8	4.3	4.0		8.8	11.0	2.2
	HT/VHT20 Beam Forming, M16 to M23, M0 to M9 3ss	4	7	2.5	3.0	3.0	3.2	9.0	9.8	0.8
	VHT20 Beam Forming, M0 to M9 4ss	4	6	3.8	4.3	4.0	4.0	10.0	11.0	1.0
	HT/VHT20 STBC, M0 to M7	2	6	3.8	4.3			7.1	11.0	3.9
	HT/VHT20 STBC, M0 to M7	3	8	2.5	3.0	3.0		7.6	9.2	1.6
	HT/VHT20 STBC, M0 to M7	4	9	0.8	0.7	1.0	0.9	6.9	8.0	1.1



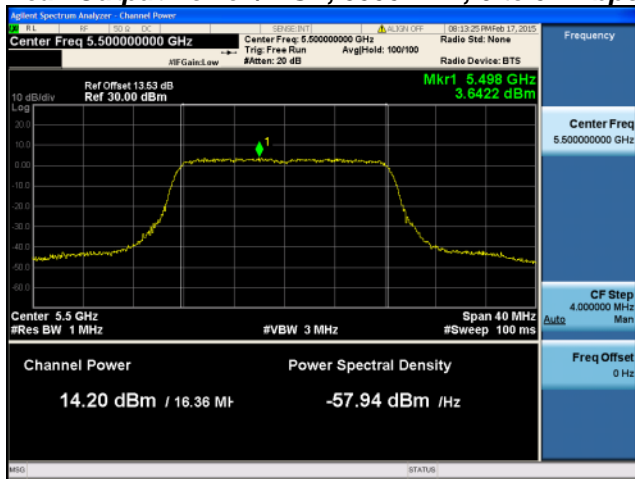
Peak Output Power / PSD, 5500 MHz, 6 to 54 Mbps



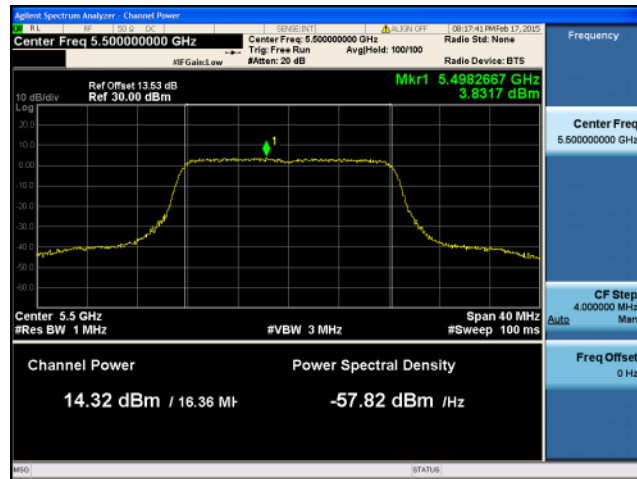
Antenna A



Peak Output Power / PSD, 5500 MHz, 6 to 54 Mbps



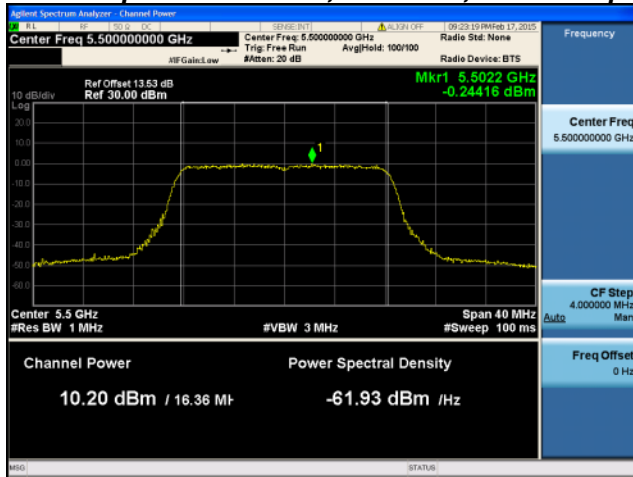
Antenna A



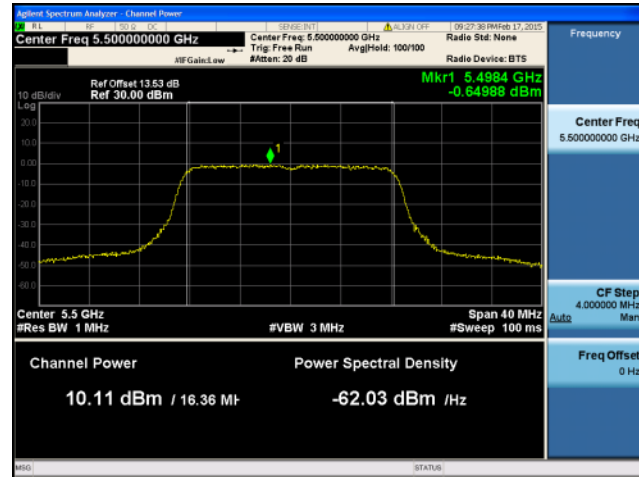
Antenna B



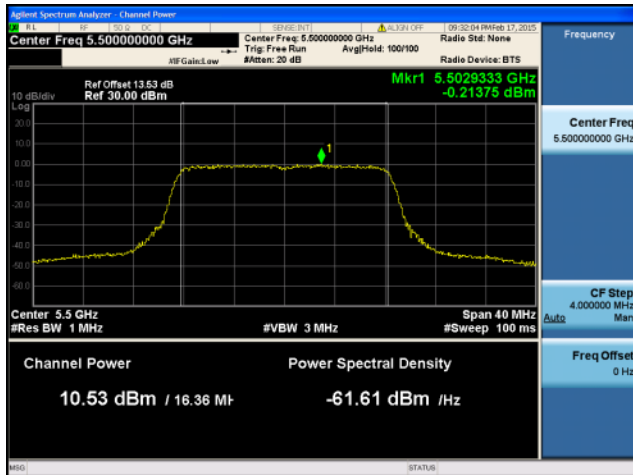
Peak Output Power / PSD, 5500 MHz, 6 to 54 Mbps



Antenna A



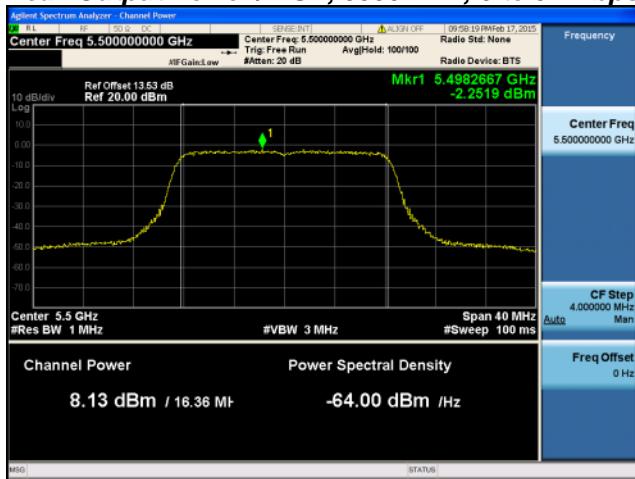
Antenna B



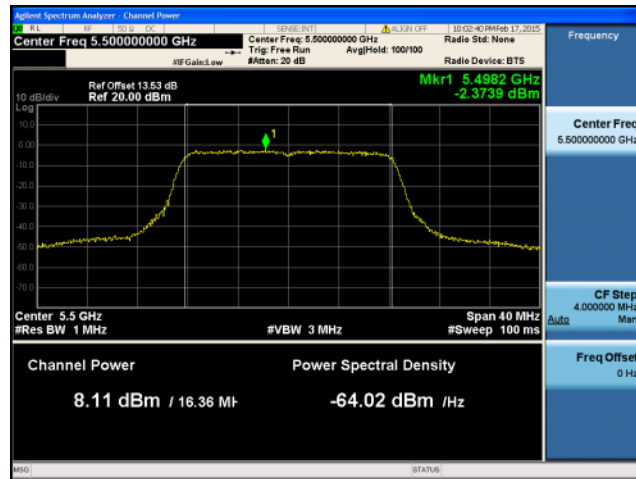
Antenna C



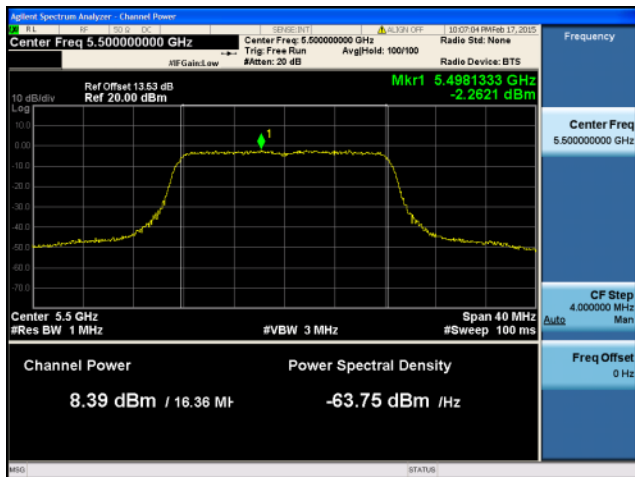
Peak Output Power / PSD, 5500 MHz, 6 to 54 Mbps



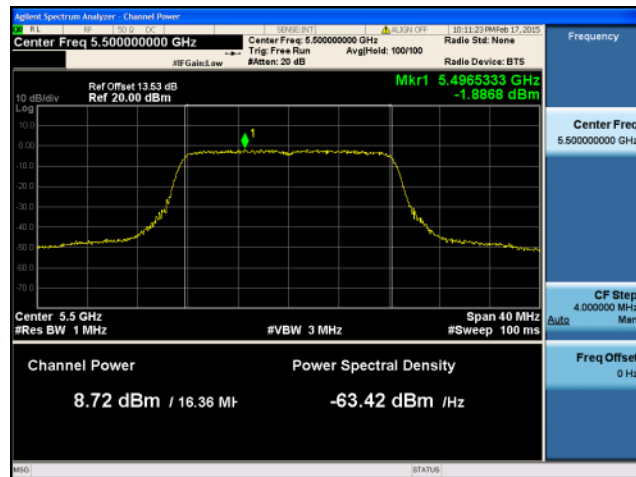
Antenna A



Antenna B



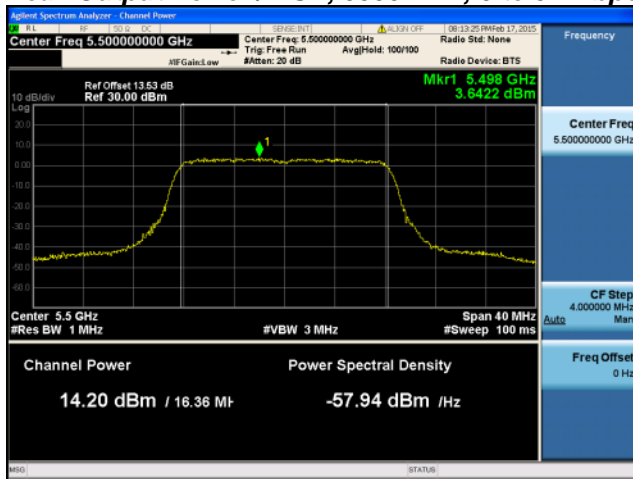
Antenna C



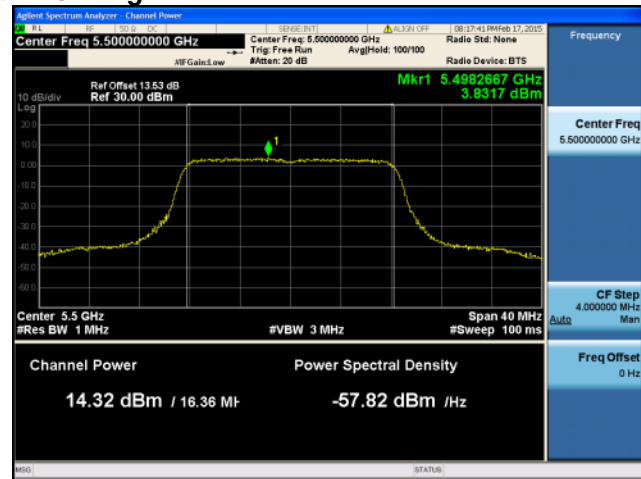
Antenna D



Peak Output Power / PSD, 5500 MHz, 6 to 54 Mbps Beam Forming



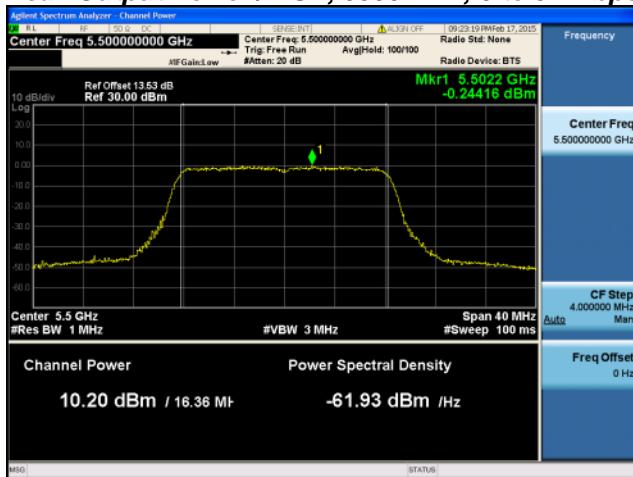
Antenna A



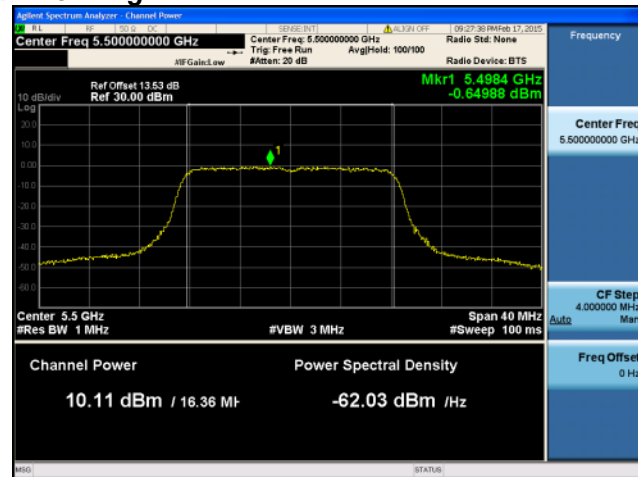
Antenna B



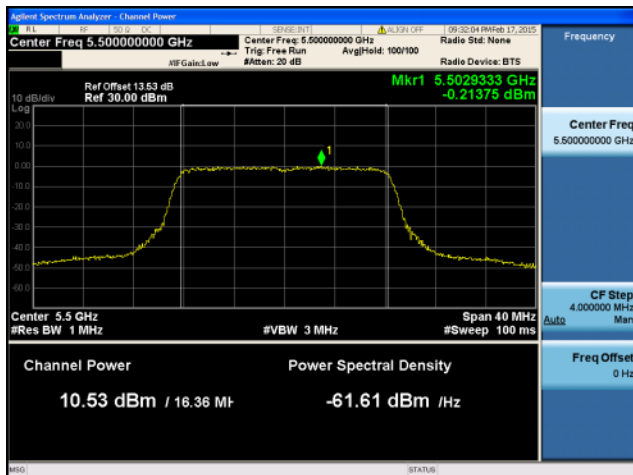
Peak Output Power / PSD, 5500 MHz, 6 to 54 Mbps Beam Forming



Antenna A



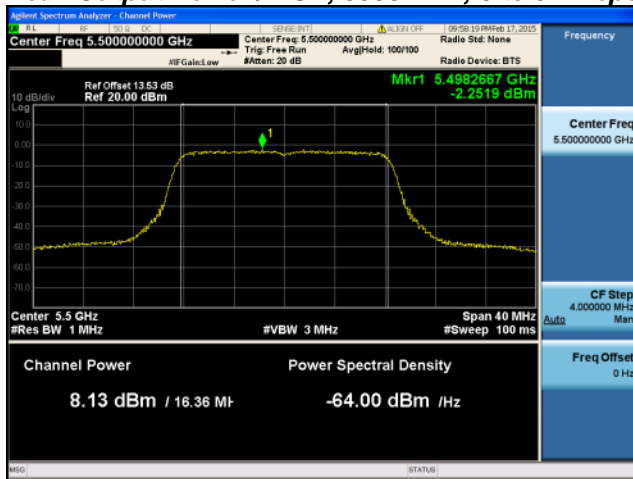
Antenna B



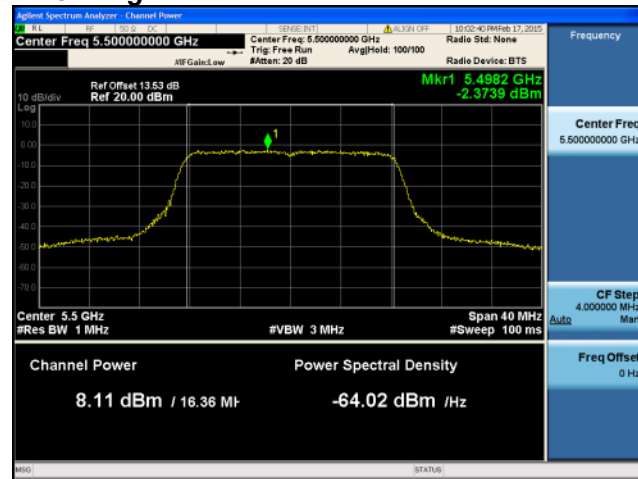
Antenna C



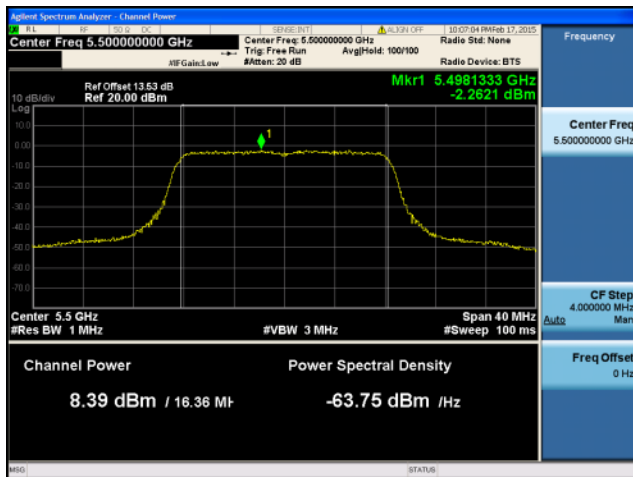
Peak Output Power / PSD, 5500 MHz, 6 to 54 Mbps Beam Forming



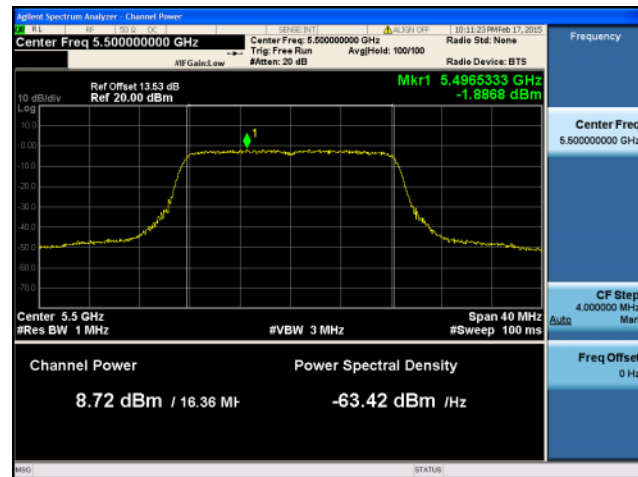
Antenna A



Antenna B



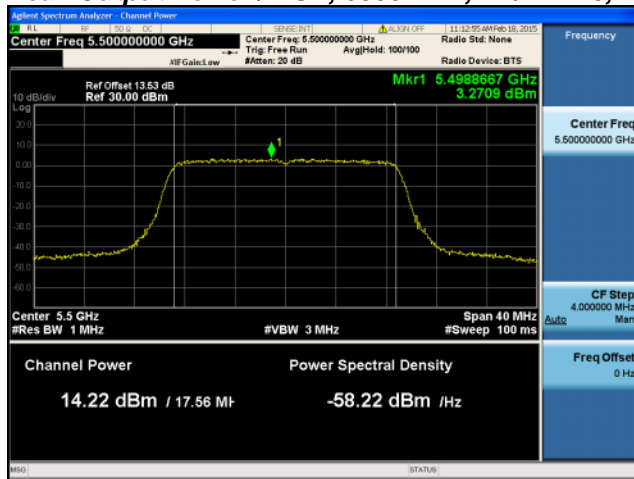
Antenna C



Antenna D



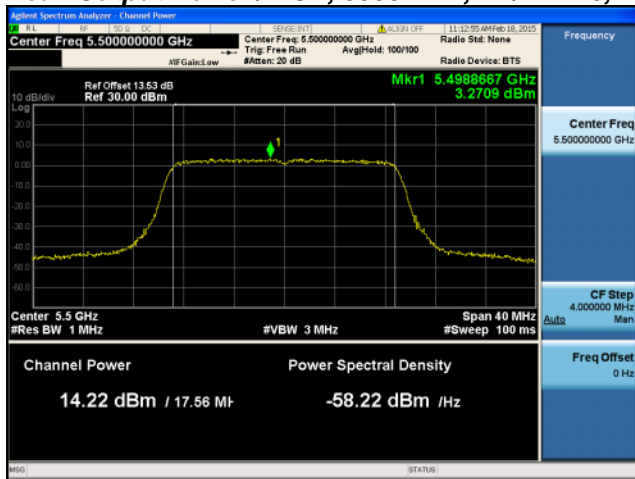
Peak Output Power / PSD, 5500 MHz, HT/VHT20, M0 to M7, M0 to M9 1ss



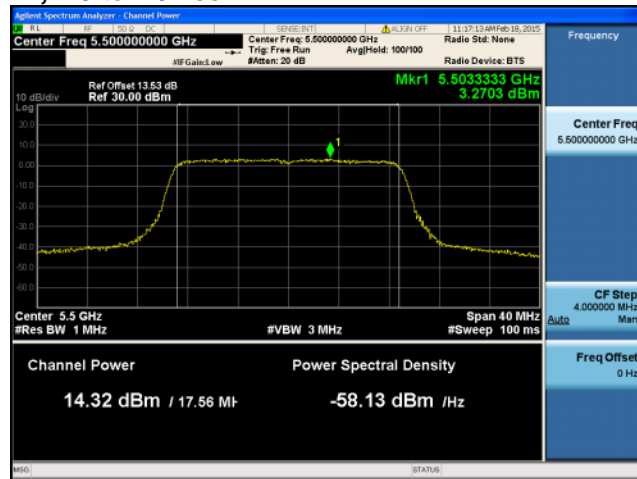
Antenna A



Peak Output Power / PSD, 5500 MHz, HT/VHT20, M0 to M7, M0 to M9 1ss



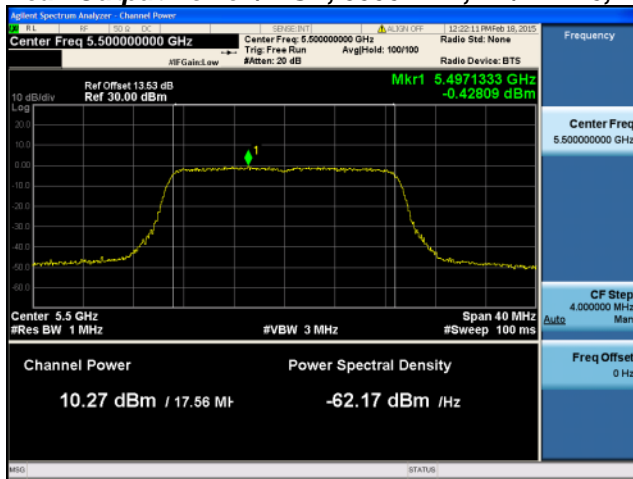
Antenna A



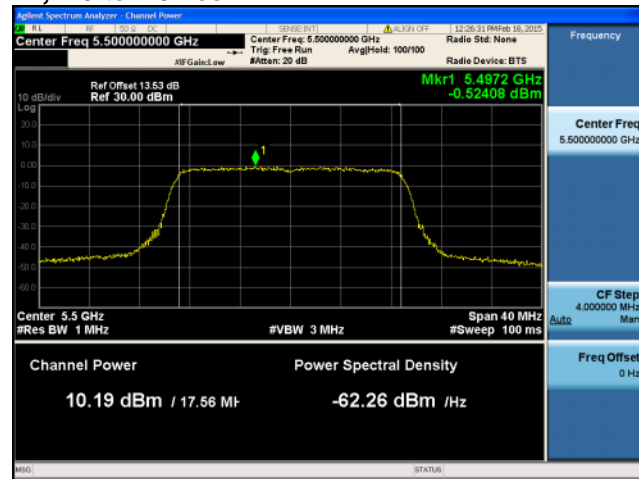
Antenna B



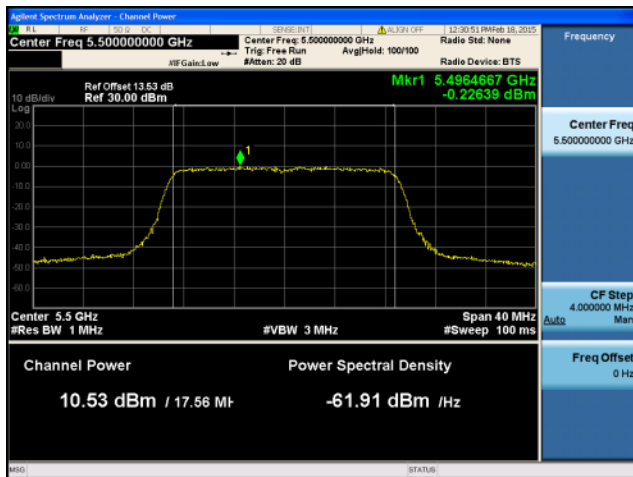
Peak Output Power / PSD, 5500 MHz, HT/VHT20, M0 to M7, M0 to M9 1ss



Antenna A



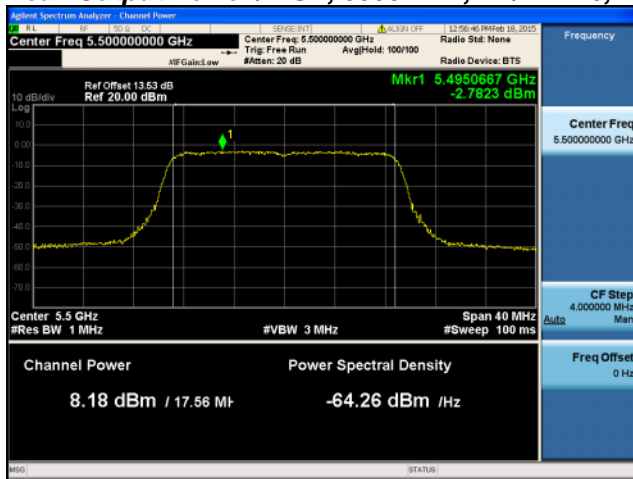
Antenna B



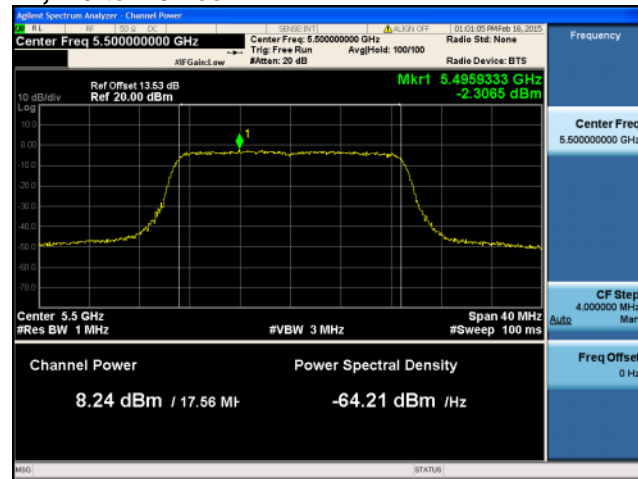
Antenna C



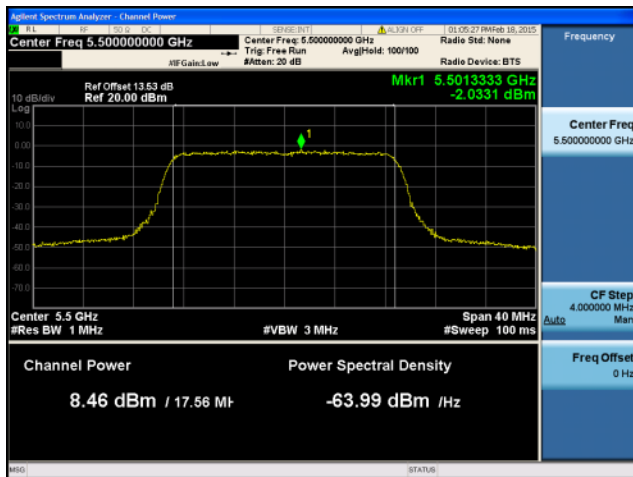
Peak Output Power / PSD, 5500 MHz, HT/VHT20, M0 to M7, M0 to M9 1ss



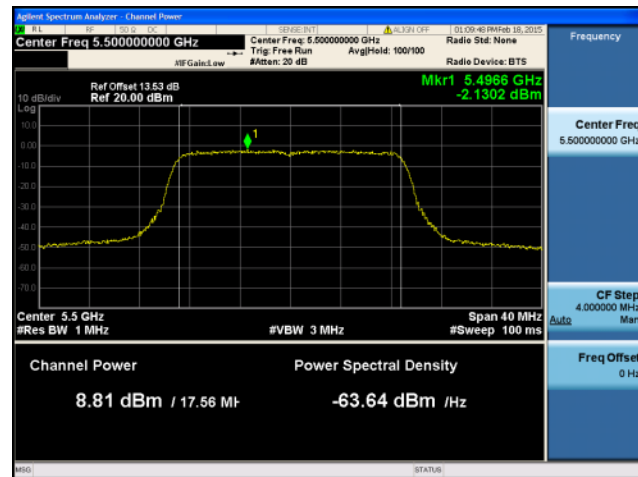
Antenna A



Antenna B



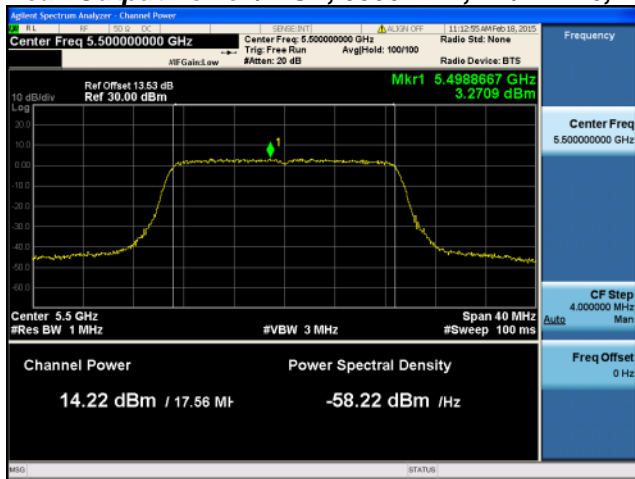
Antenna C



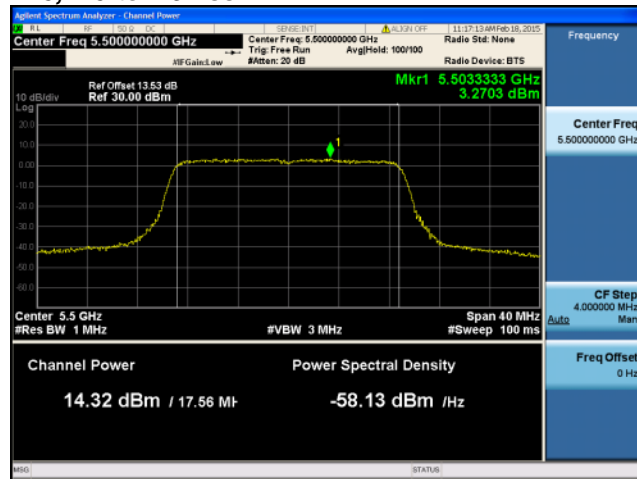
Antenna D



Peak Output Power / PSD, 5500 MHz, HT/VHT20, M8 to M15, M0 to M9 2ss



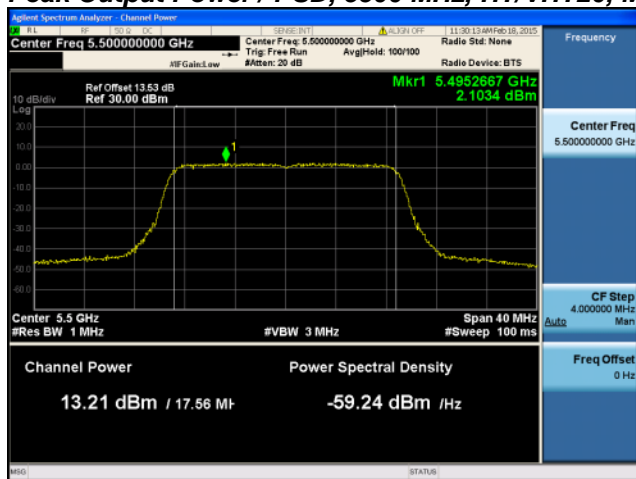
Antenna A



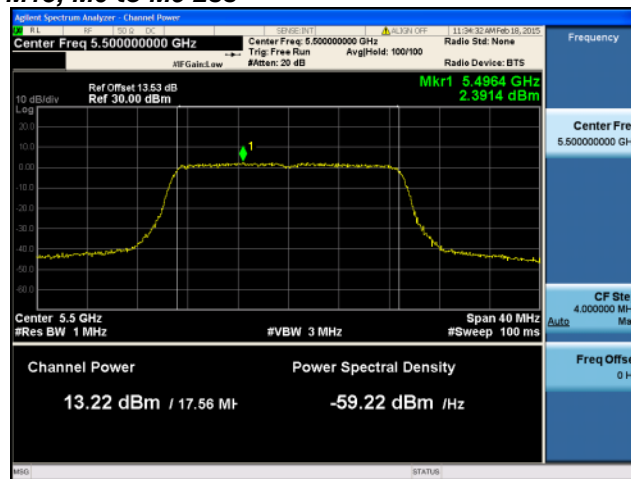
Antenna B



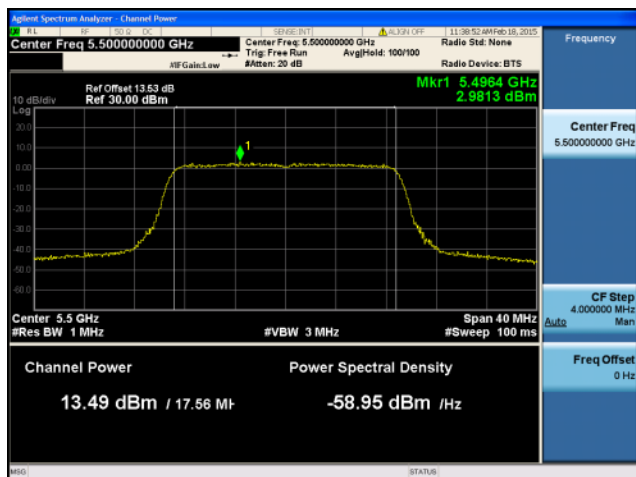
Peak Output Power / PSD, 5500 MHz, HT/VHT20, M8 to M15, M0 to M9 2ss



Antenna A



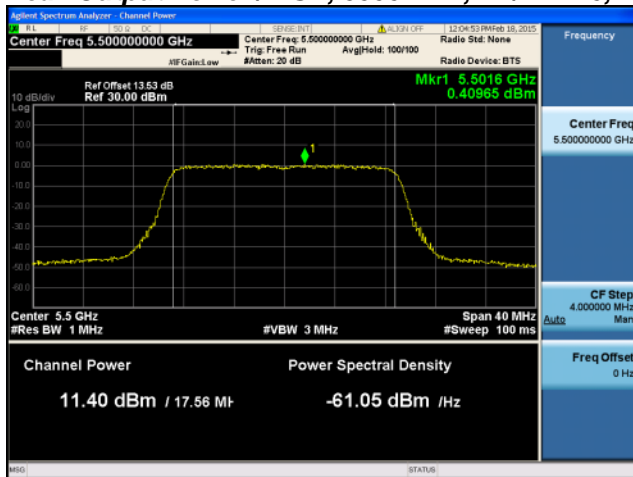
Antenna B



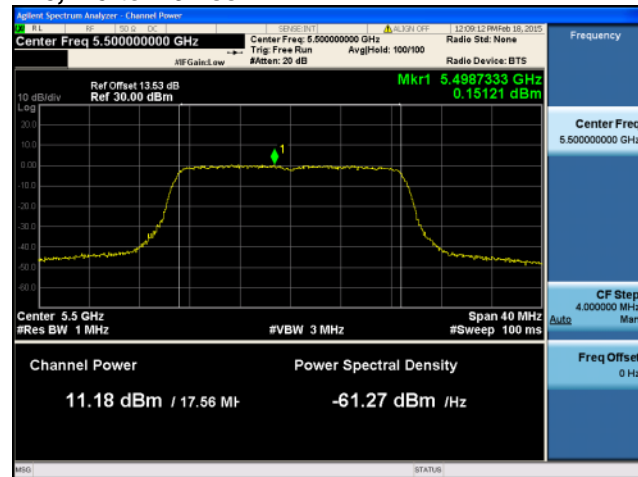
Antenna C



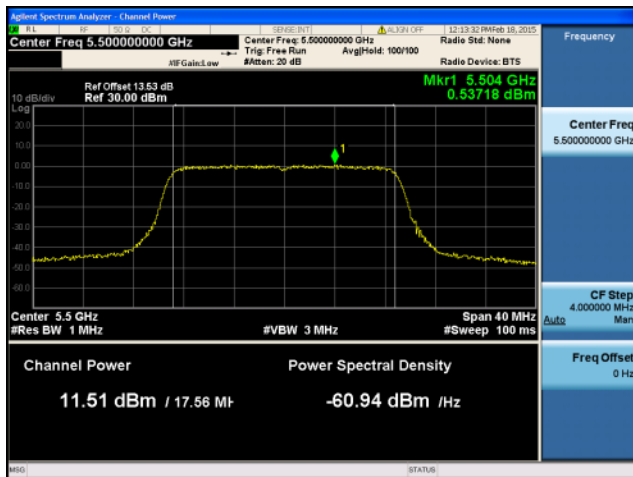
Peak Output Power / PSD, 5500 MHz, HT/VHT20, M8 to M15, M0 to M9 2ss



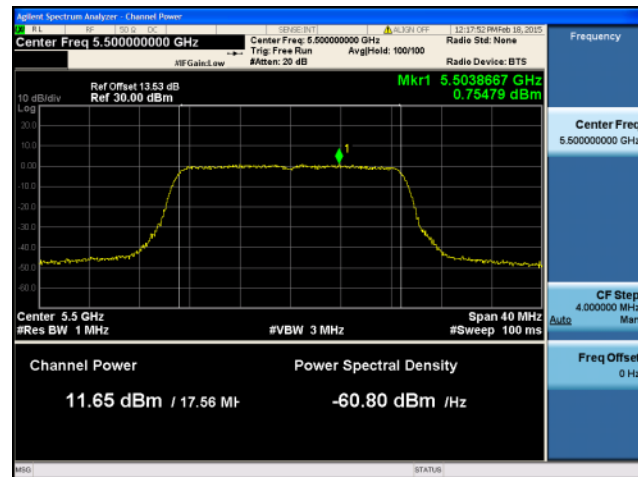
Antenna A



Antenna B



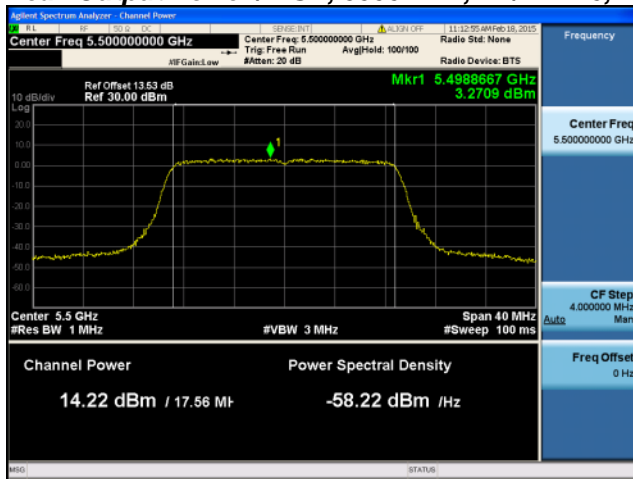
Antenna C



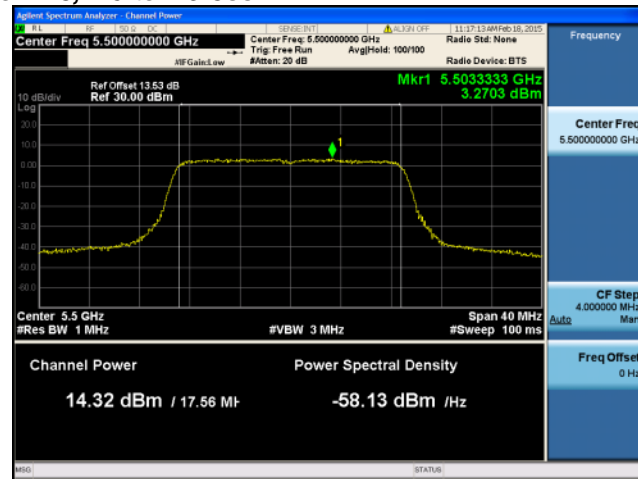
Antenna D



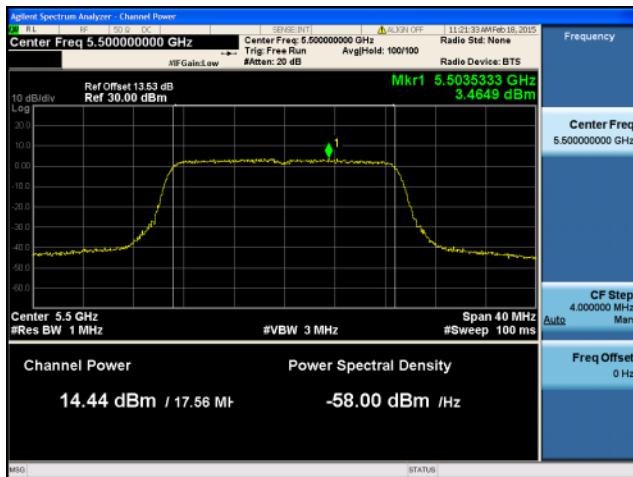
Peak Output Power / PSD, 5500 MHz, HT/VHT20, M16 to M23, M0 to M9 3ss



Antenna A



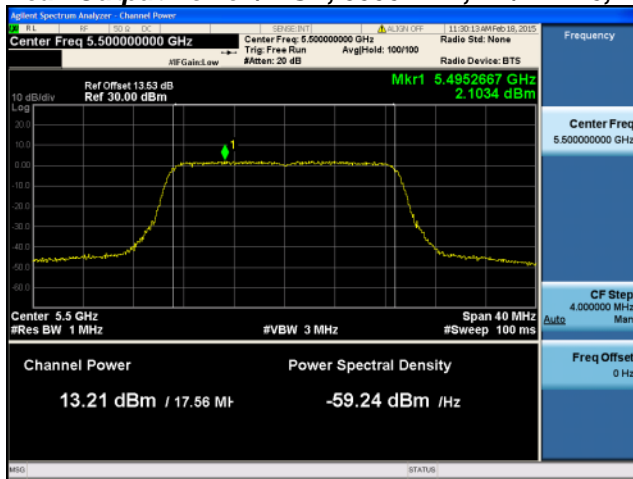
Antenna B



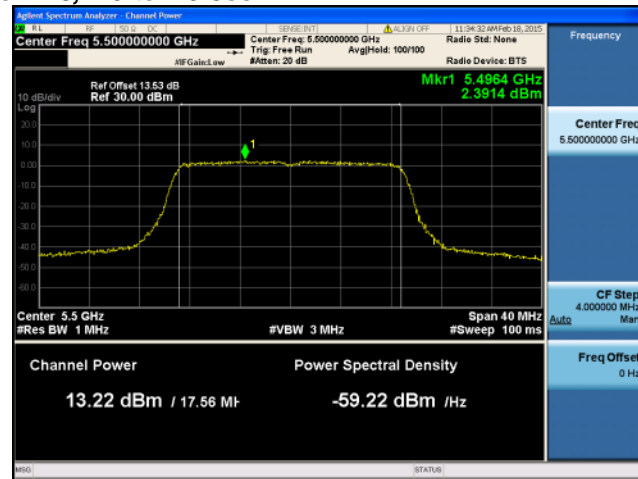
Antenna C



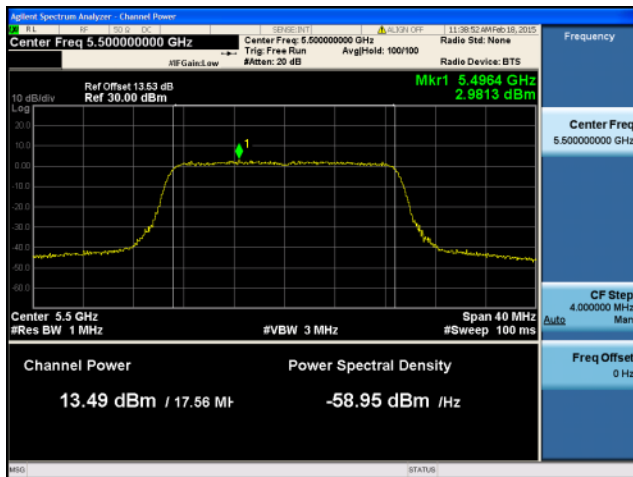
Peak Output Power / PSD, 5500 MHz, HT/VHT20, M16 to M23, M0 to M9 3ss



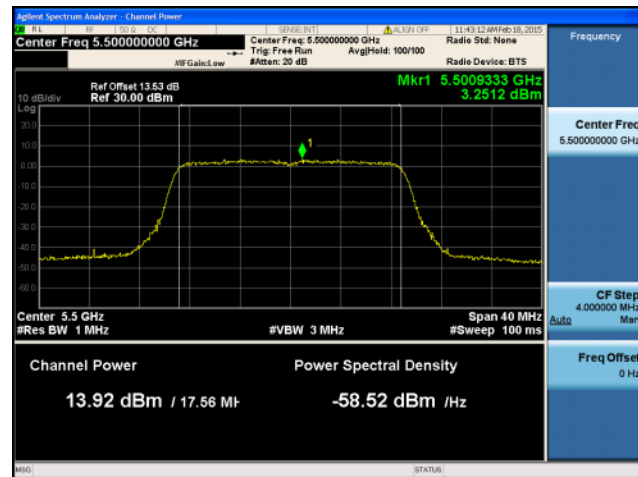
Antenna A



Antenna B



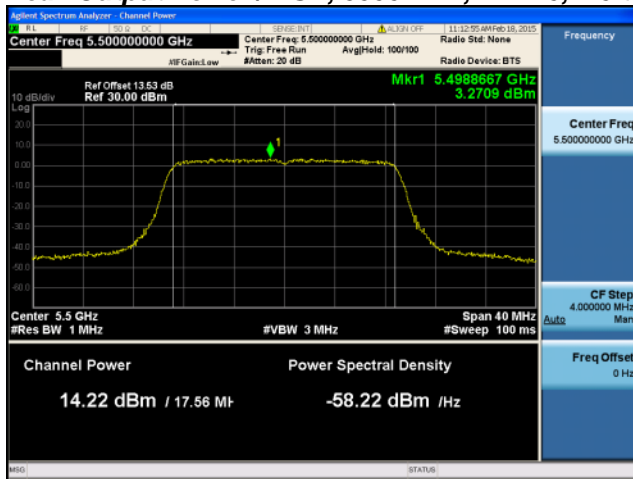
Antenna C



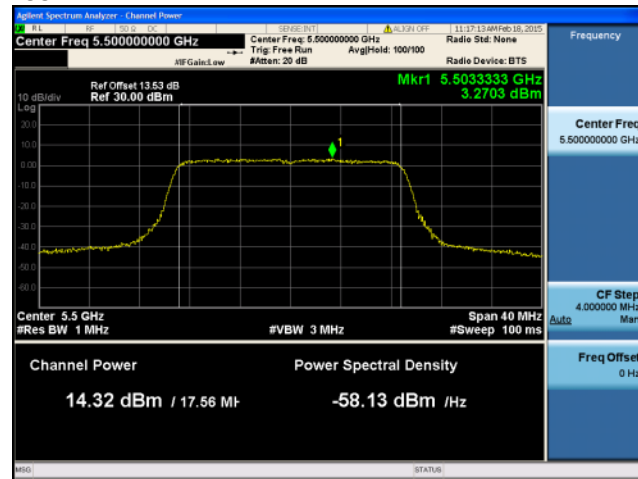
Antenna D



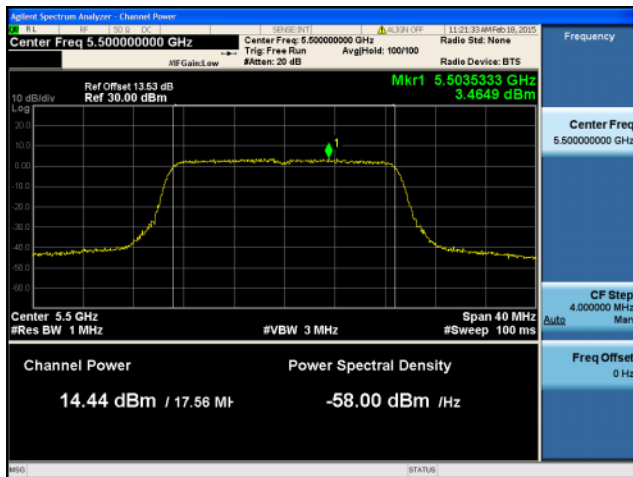
Peak Output Power / PSD, 5500 MHz, VHT20, M0 to M9 4ss



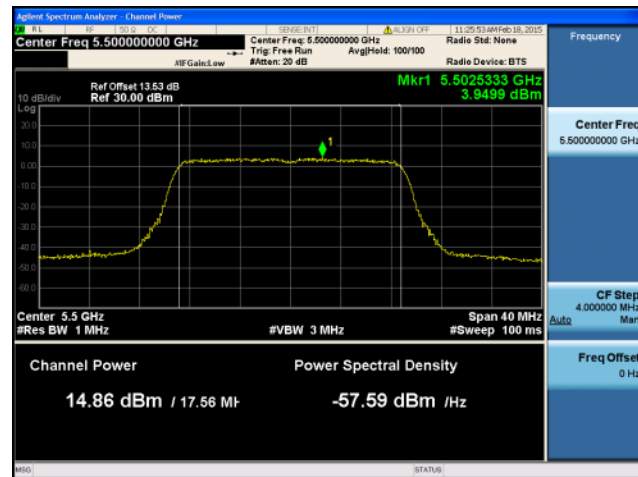
Antenna A



Antenna B



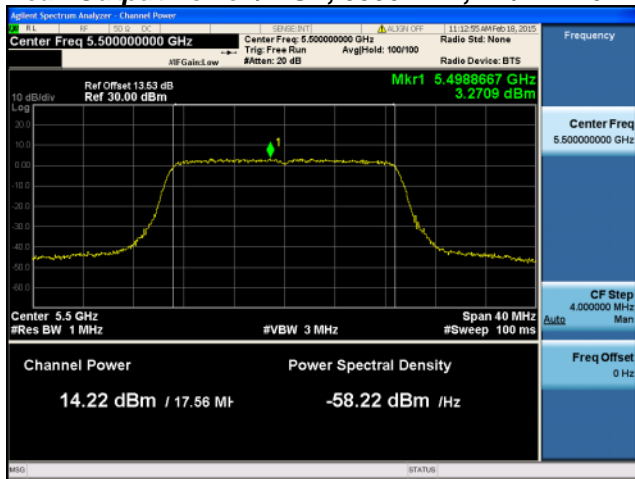
Antenna C



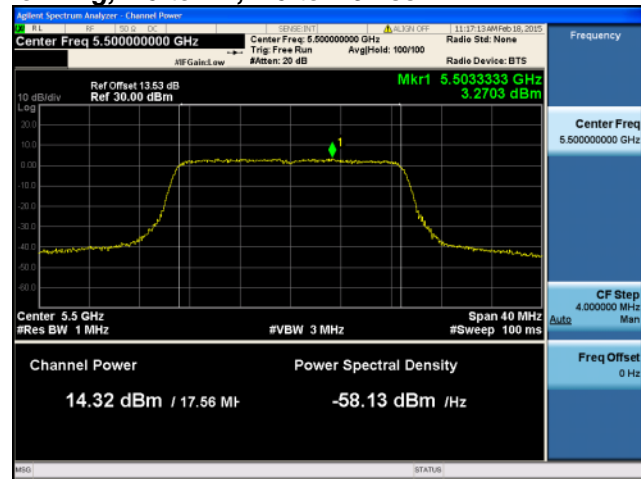
Antenna D



Peak Output Power / PSD, 5500 MHz, HT/VHT20 Beam Forming, M0 to M7, M0 to M9 1ss



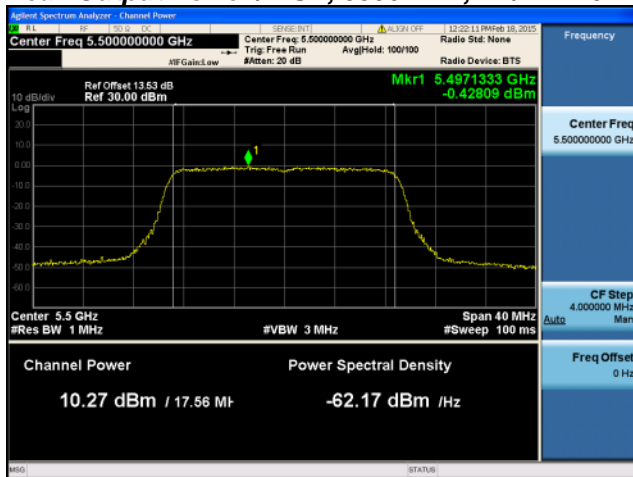
Antenna A



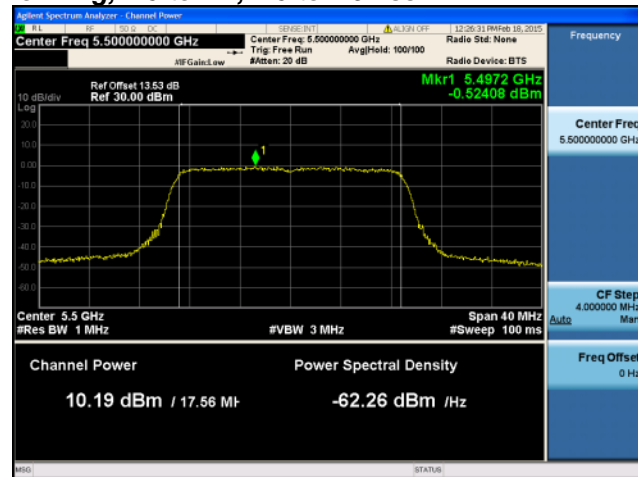
Antenna B



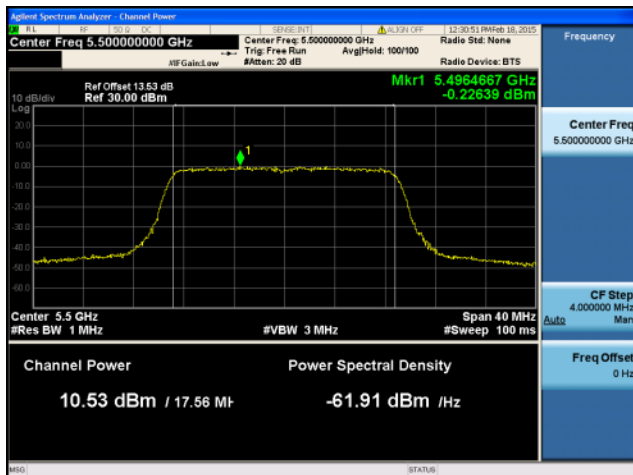
Peak Output Power / PSD, 5500 MHz, HT/VHT20 Beam Forming, M0 to M7, M0 to M9 1ss



Antenna A



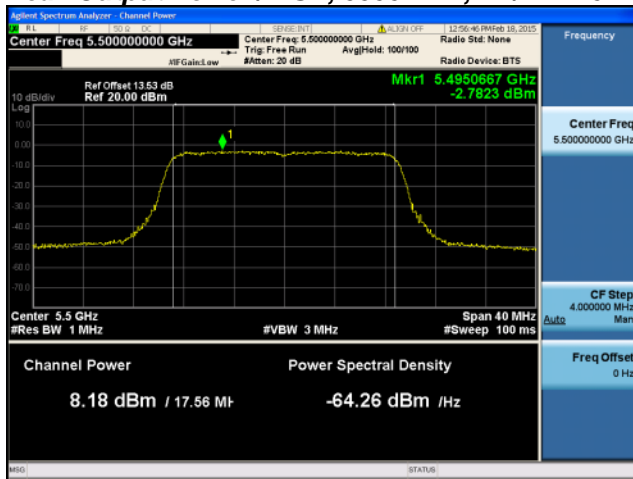
Antenna B



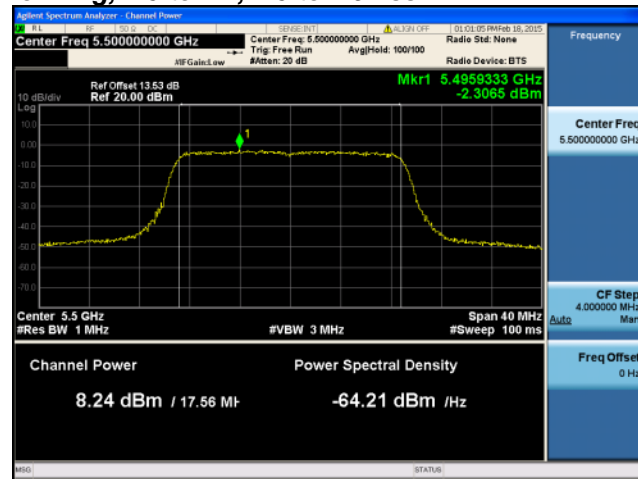
Antenna C



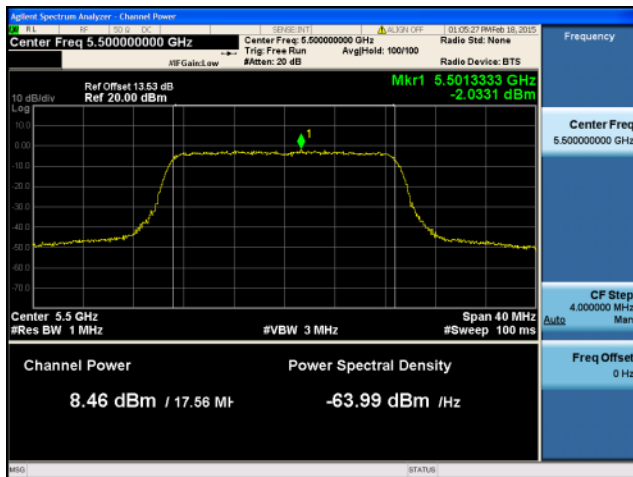
Peak Output Power / PSD, 5500 MHz, HT/VHT20 Beam Forming, M0 to M7, M0 to M9 1ss



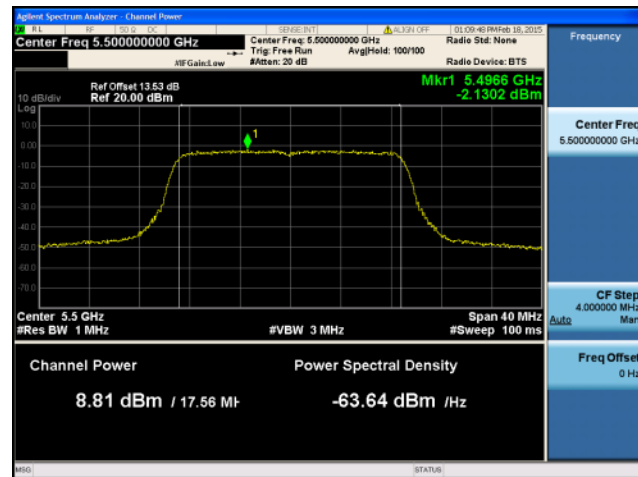
Antenna A



Antenna B



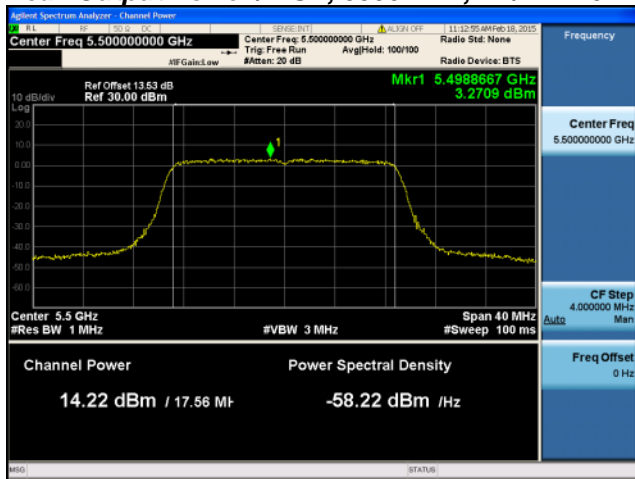
Antenna C



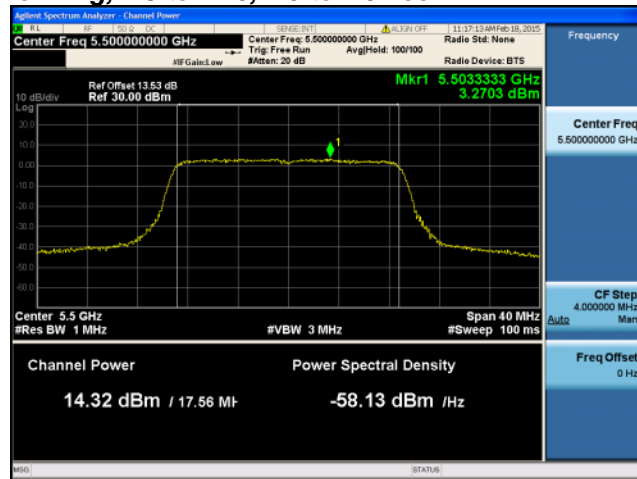
Antenna D



Peak Output Power / PSD, 5500 MHz, HT/VHT20 Beam Forming, M8 to M15, M0 to M9 2ss



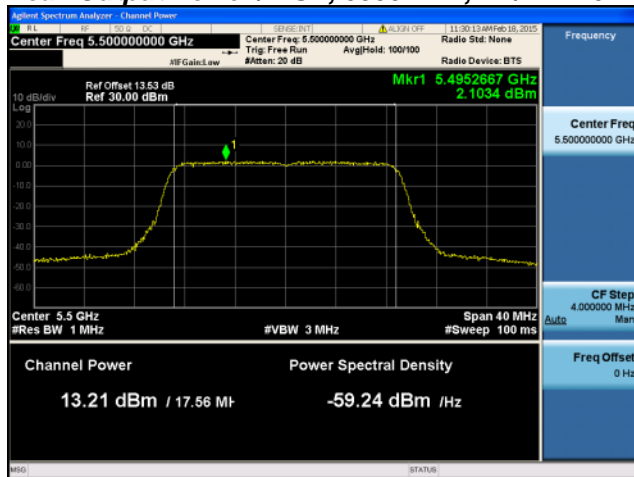
Antenna A



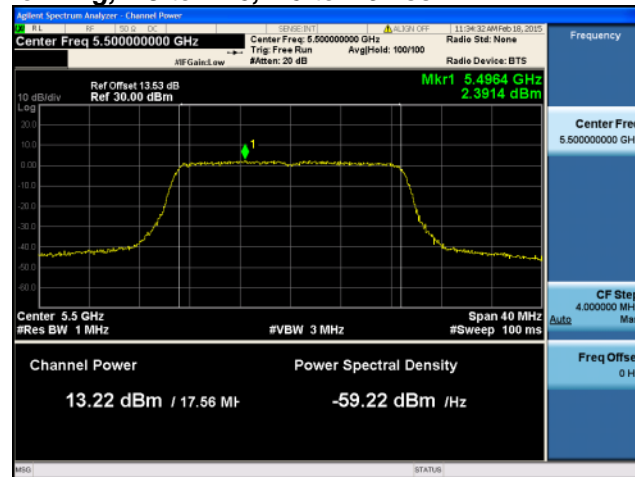
Antenna B



Peak Output Power / PSD, 5500 MHz, HT/VHT20 Beam Forming, M8 to M15, M0 to M9 2ss



Antenna A



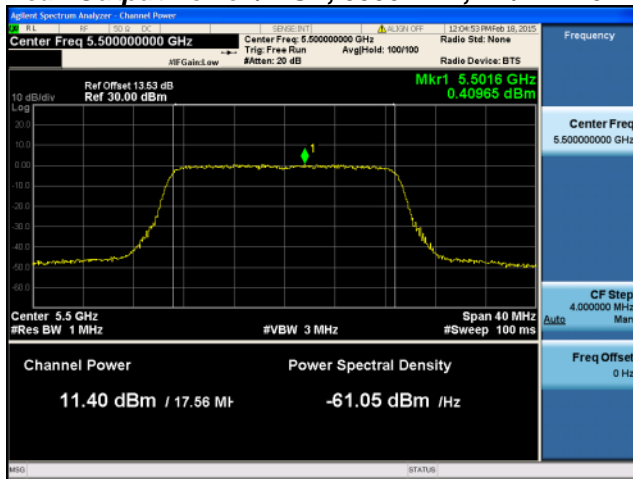
Antenna B



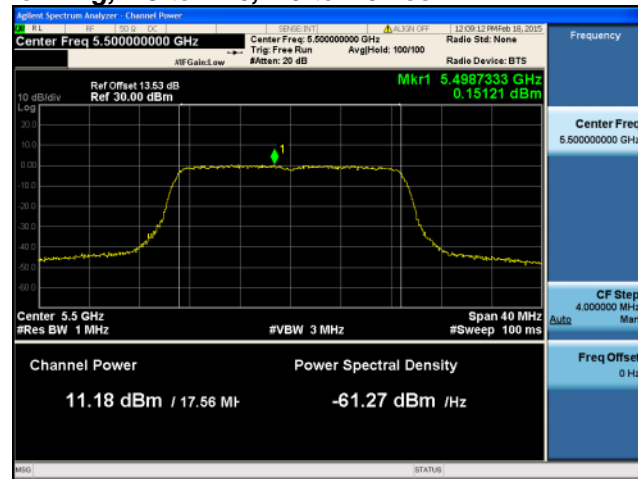
Antenna C



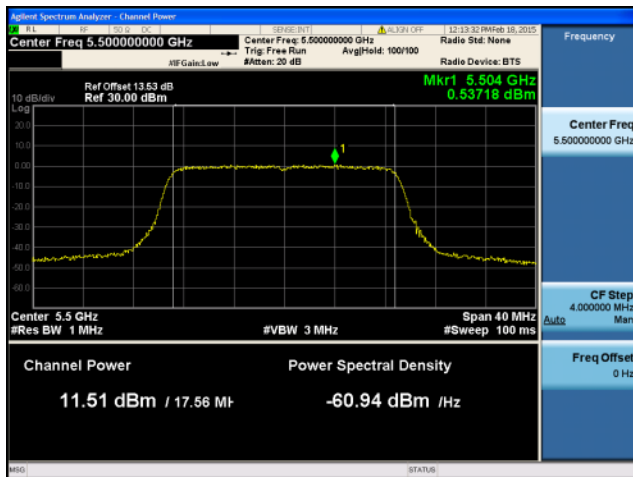
Peak Output Power / PSD, 5500 MHz, HT/VHT20 Beam Forming, M8 to M15, M0 to M9 2ss



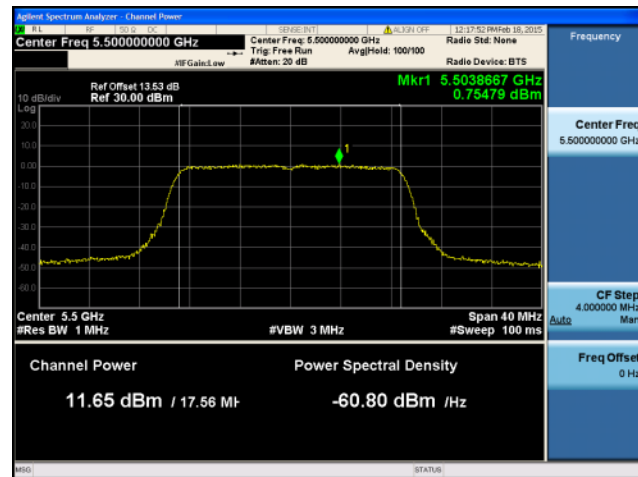
Antenna A



Antenna B



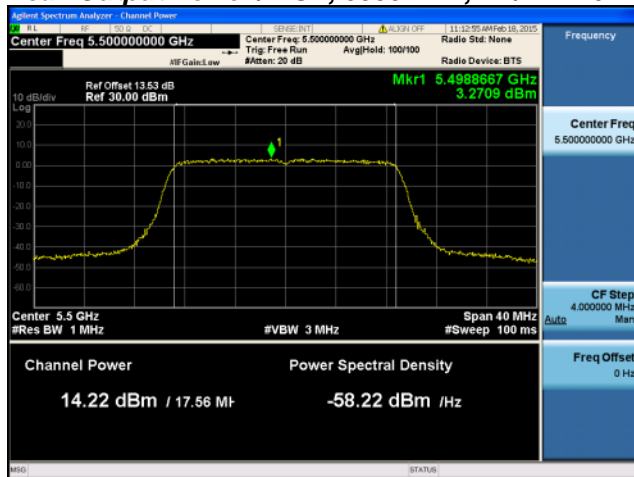
Antenna C



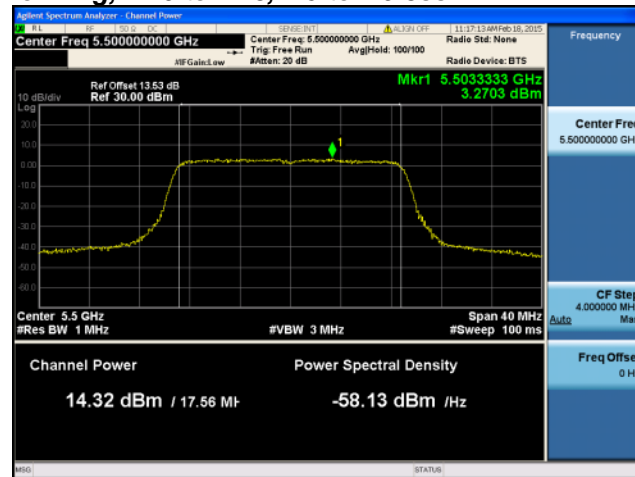
Antenna D



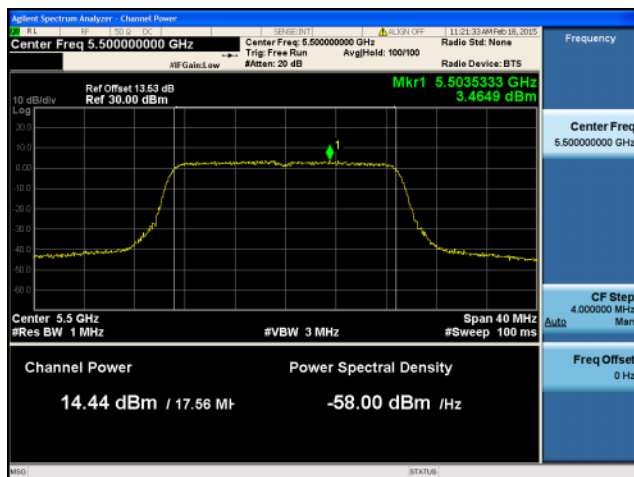
Peak Output Power / PSD, 5500 MHz, HT/VHT20 Beam Forming, M16 to M23, M0 to M9 3ss



Antenna A



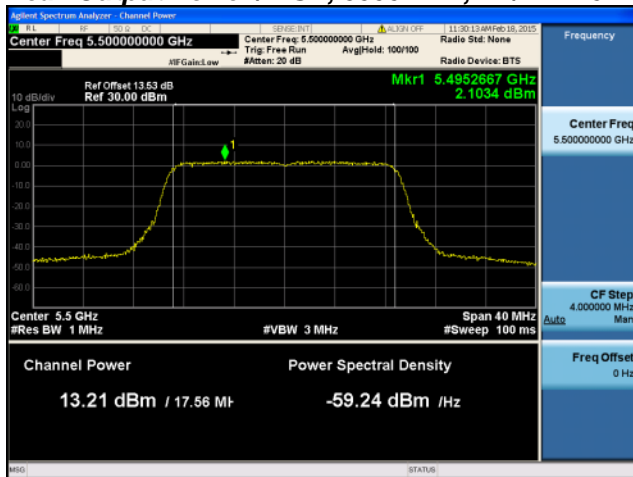
Antenna B



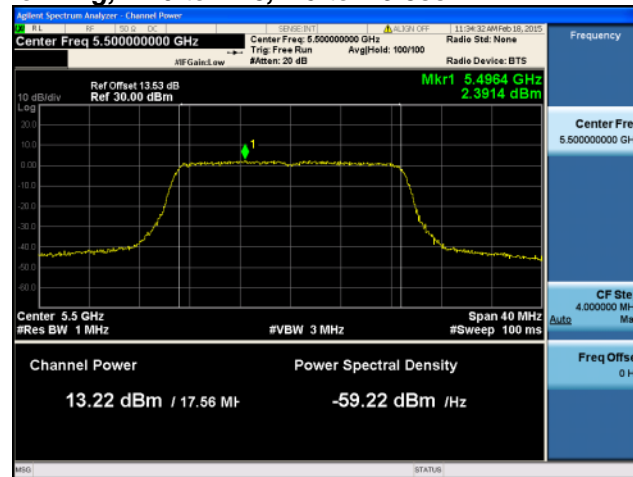
Antenna C



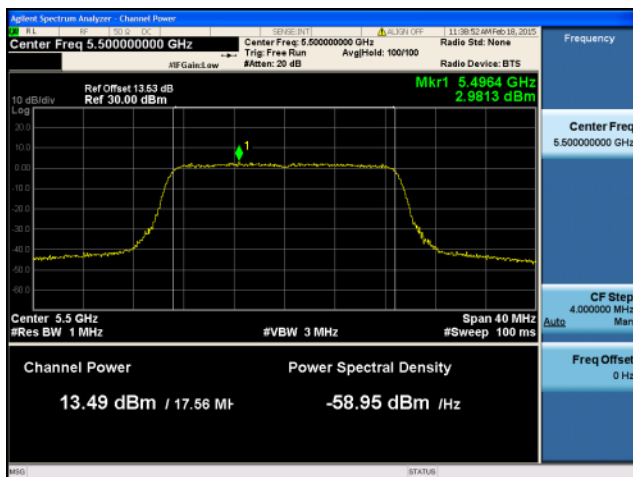
Peak Output Power / PSD, 5500 MHz, HT/VHT20 Beam Forming, M16 to M23, M0 to M9 3ss



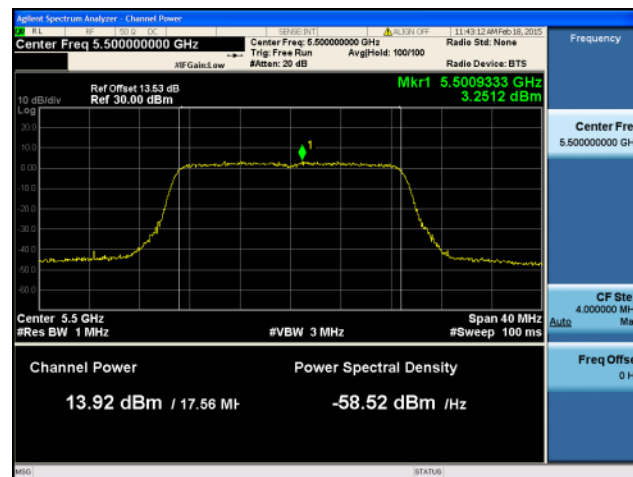
Antenna A



Antenna B



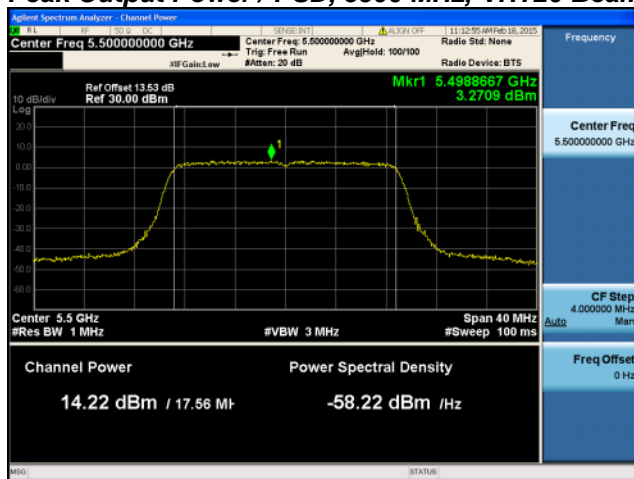
Antenna C



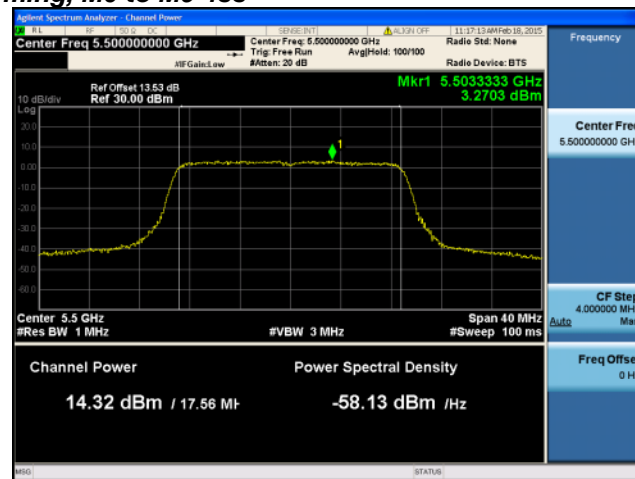
Antenna D



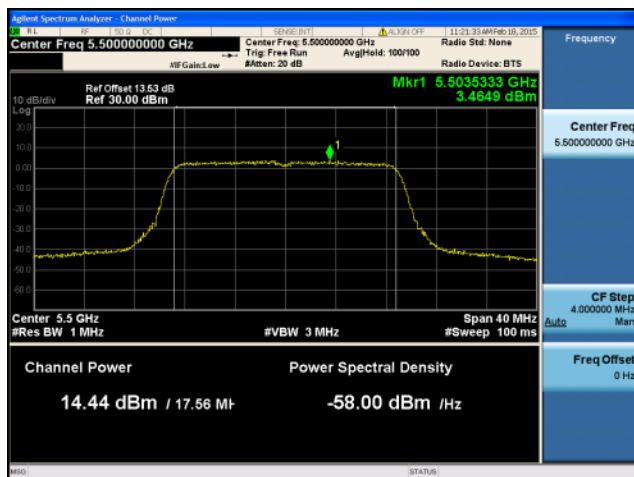
Peak Output Power / PSD, 5500 MHz, VHT20 Beam Forming, M0 to M9 4ss



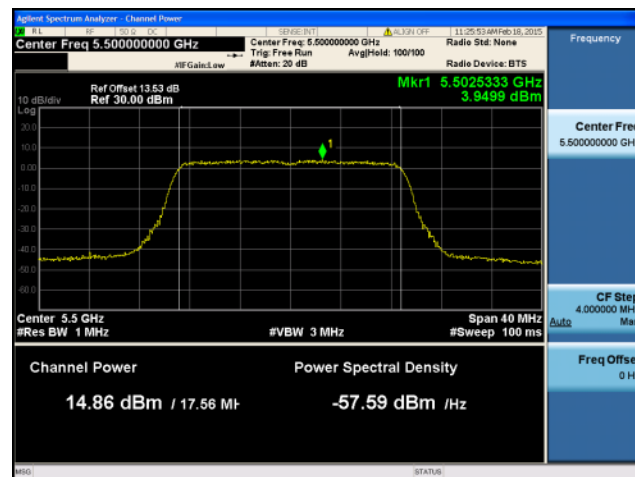
Antenna A



Antenna B



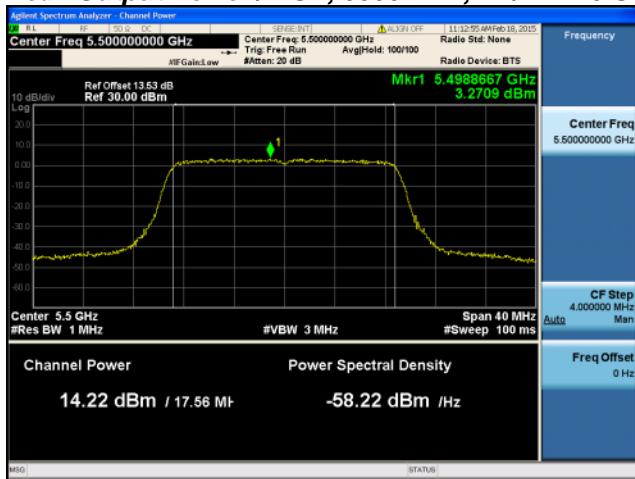
Antenna C



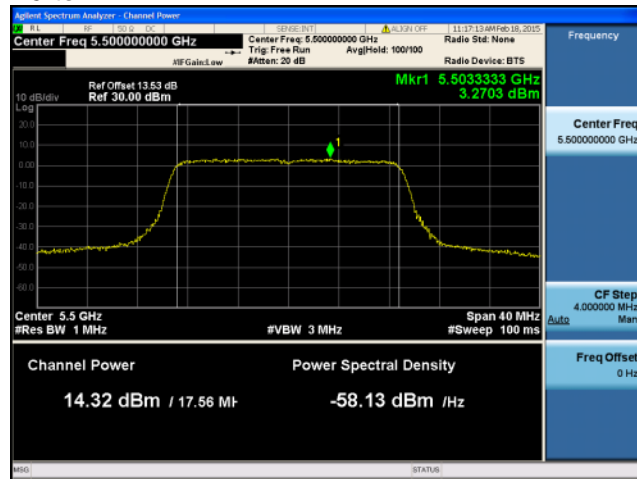
Antenna D



Peak Output Power / PSD, 5500 MHz, HT/VHT20 STBC, M0 to M7



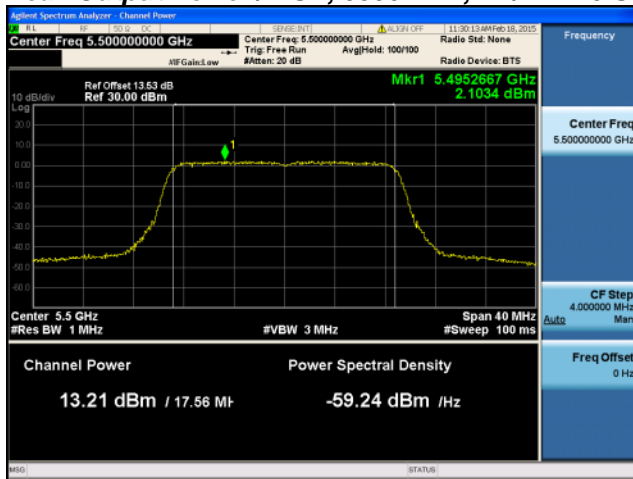
Antenna A



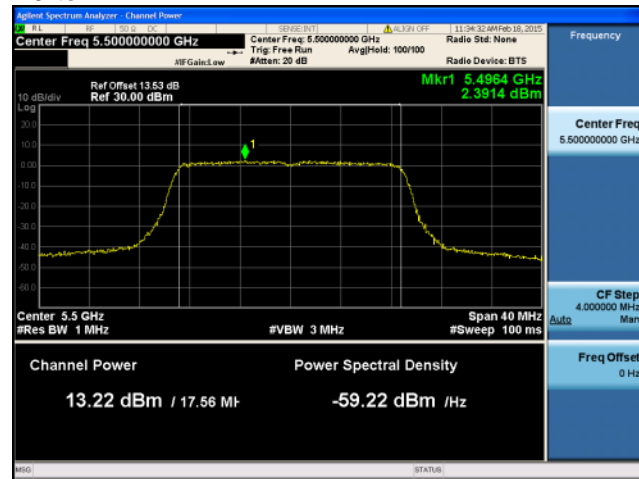
Antenna B



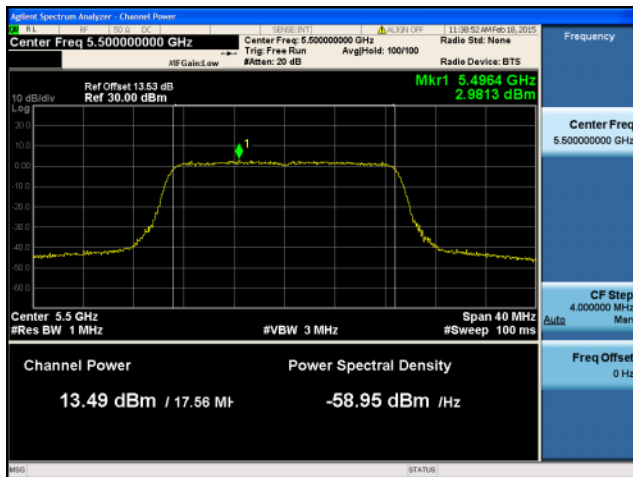
Peak Output Power / PSD, 5500 MHz, HT/VHT20 STBC, M0 to M7



Antenna A



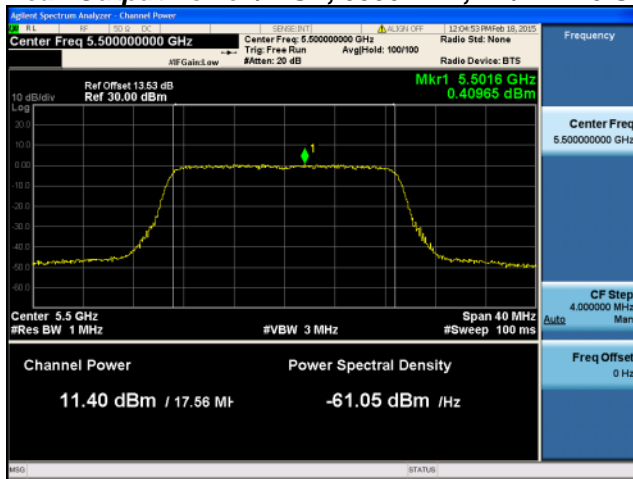
Antenna B



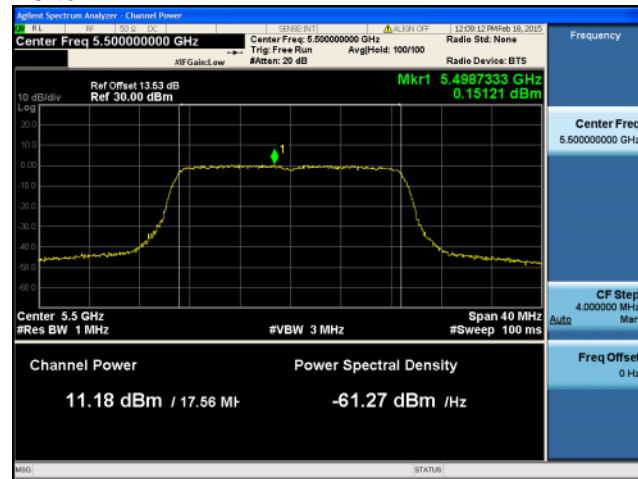
Antenna C



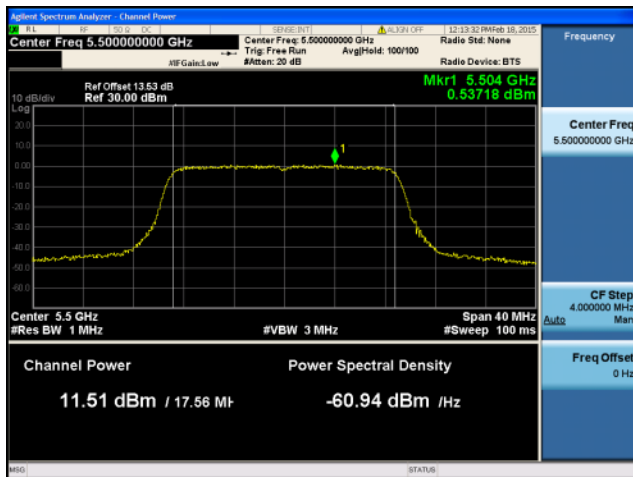
Peak Output Power / PSD, 5500 MHz, HT/VHT20 STBC, M0 to M7



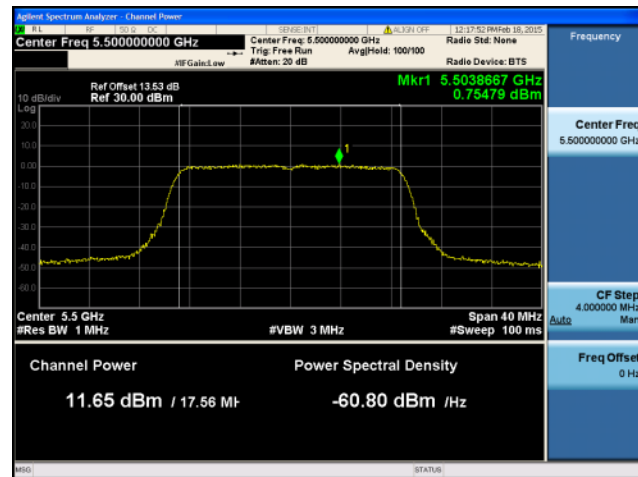
Antenna A



Antenna B



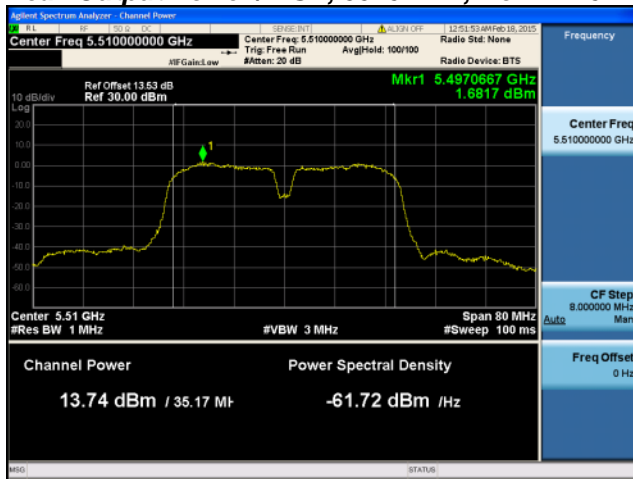
Antenna C



Antenna D



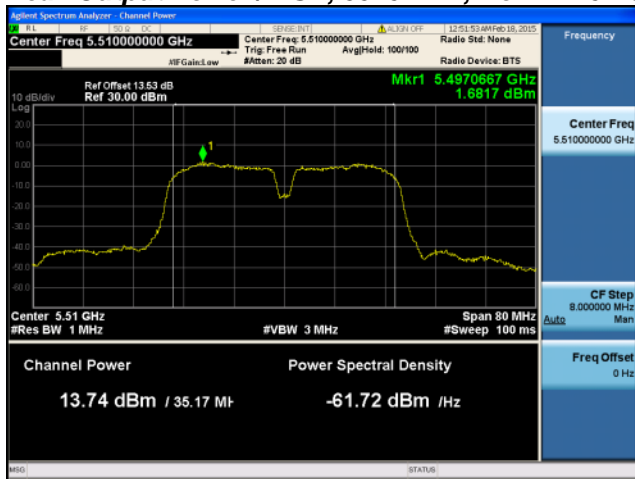
Peak Output Power / PSD, 5510 MHz, Non HT40 Duplicate, 6 to 54 Mbps



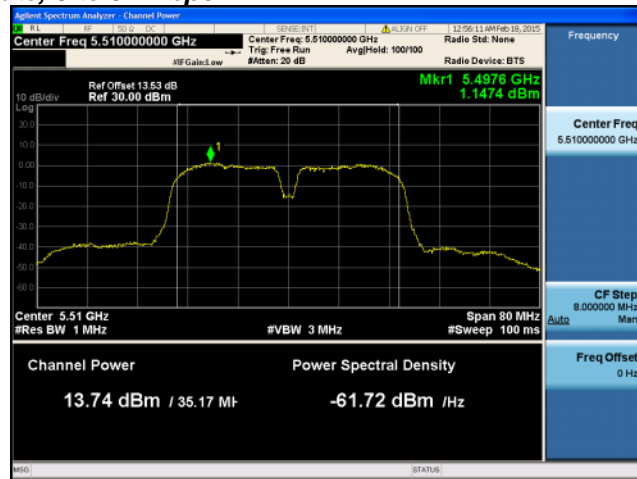
Antenna A



Peak Output Power / PSD, 5510 MHz, Non HT40 Duplicate, 6 to 54 Mbps



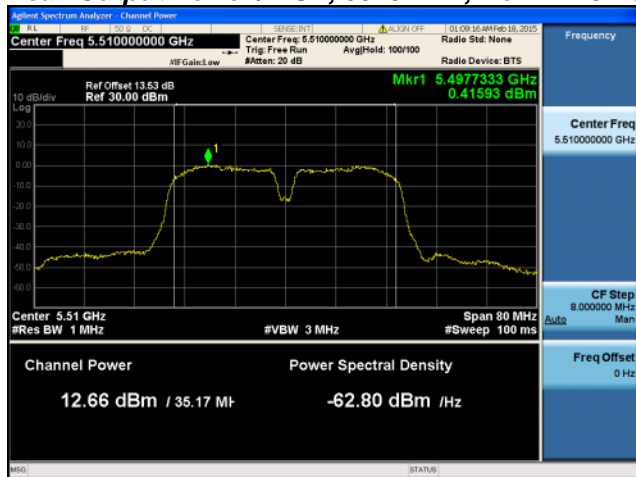
Antenna A



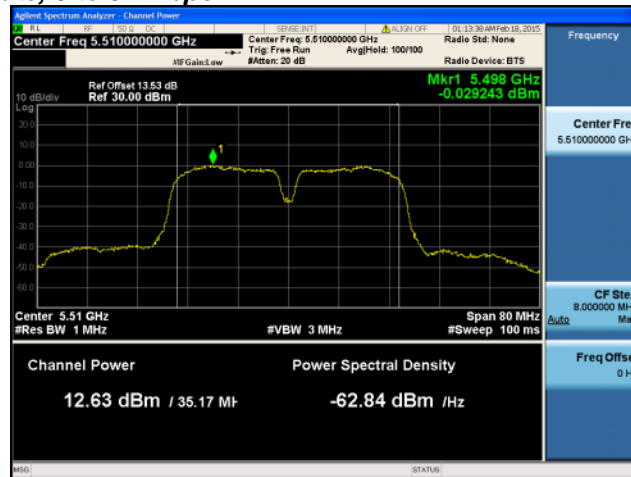
Antenna B



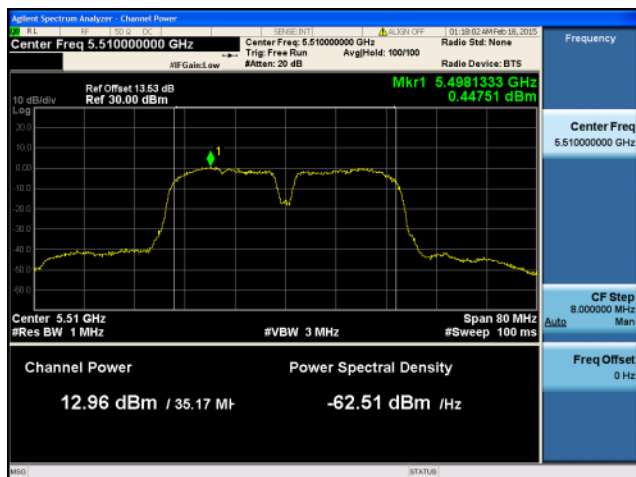
Peak Output Power / PSD, 5510 MHz, Non HT40 Duplicate, 6 to 54 Mbps



Antenna A



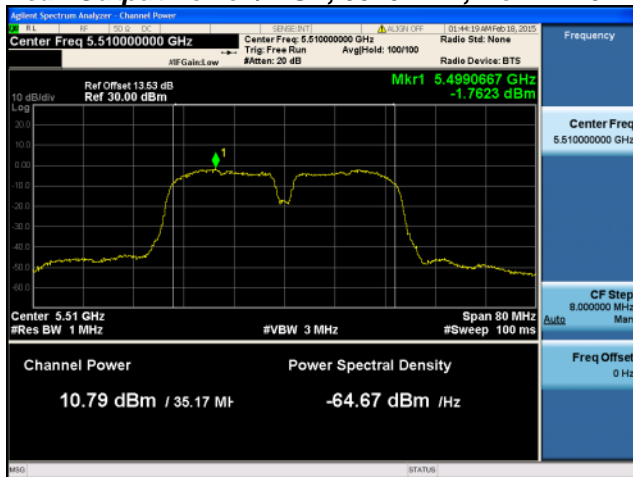
Antenna B



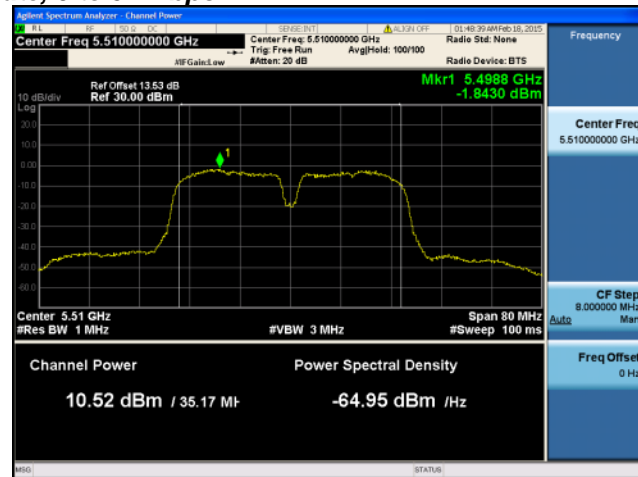
Antenna C



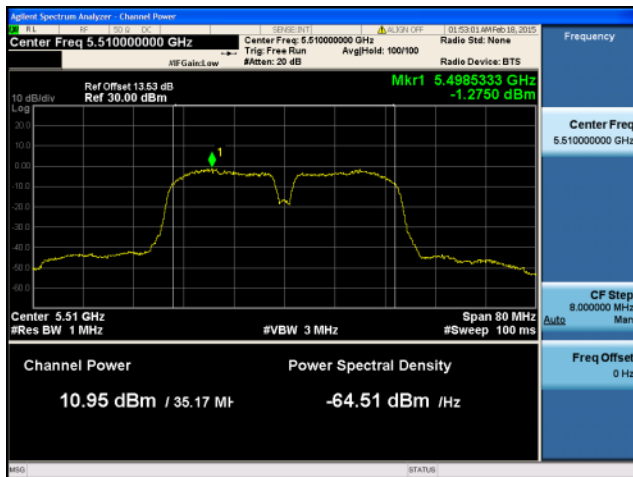
Peak Output Power / PSD, 5510 MHz, Non HT40 Duplicate, 6 to 54 Mbps



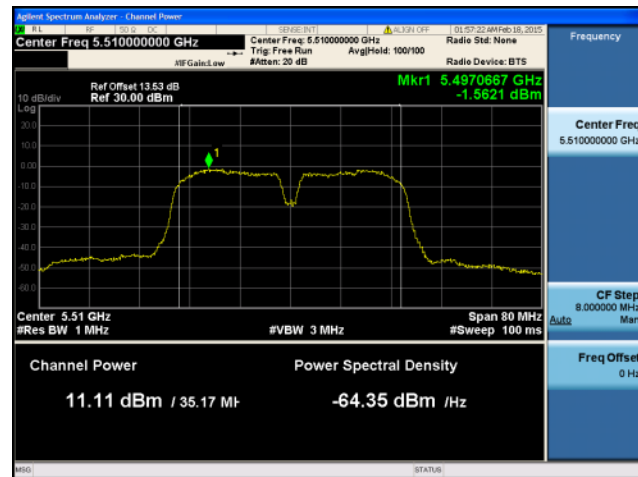
Antenna A



Antenna B



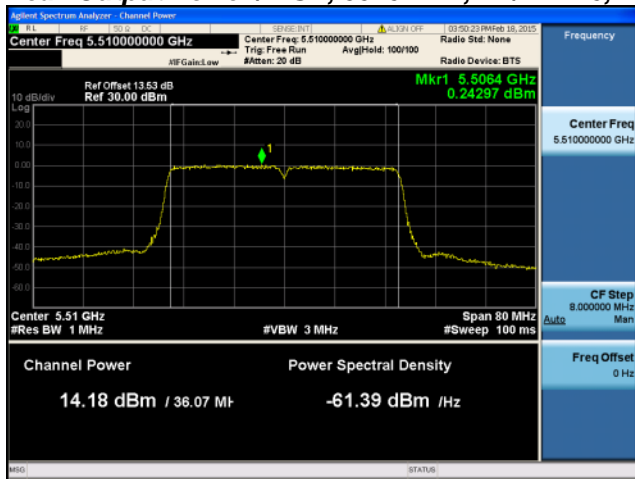
Antenna C



Antenna D



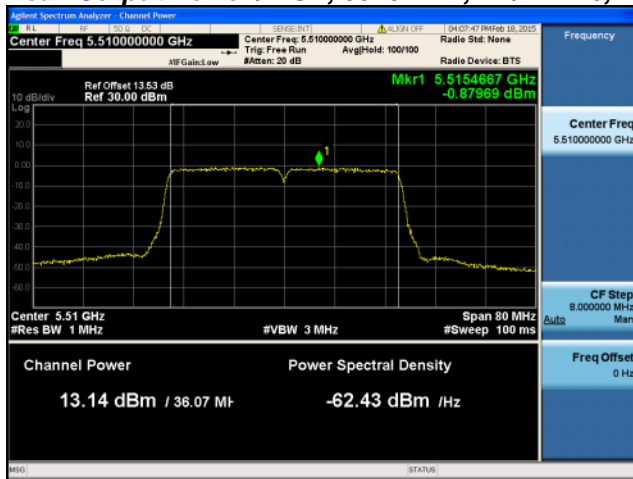
Peak Output Power / PSD, 5510 MHz, HT/VHT40, M0 to M7, M0 to M9 1ss



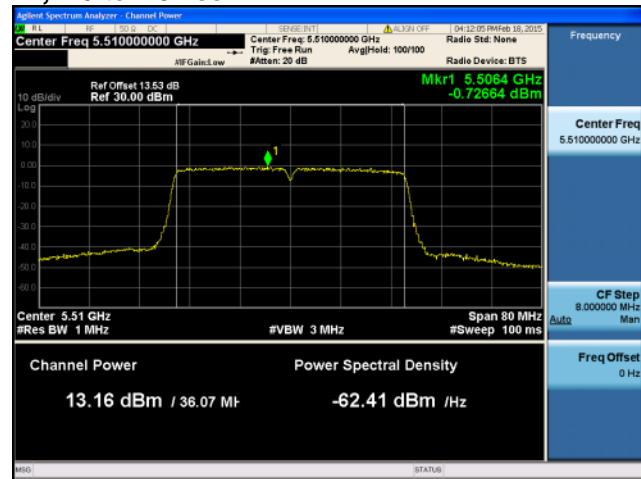
Antenna A



Peak Output Power / PSD, 5510 MHz, HT/VHT40, M0 to M7, M0 to M9 1ss



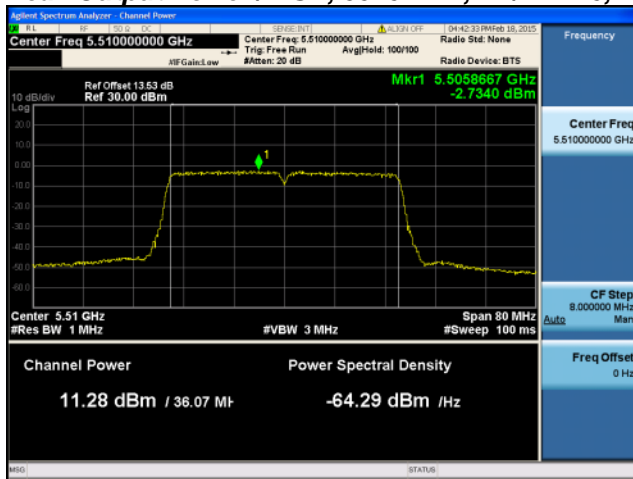
Antenna A



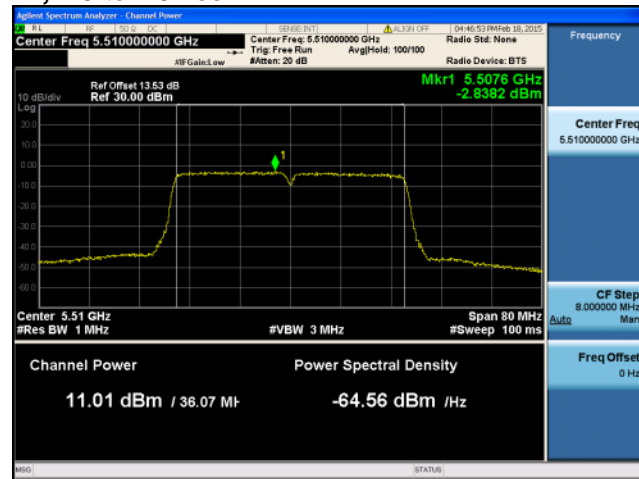
Antenna B



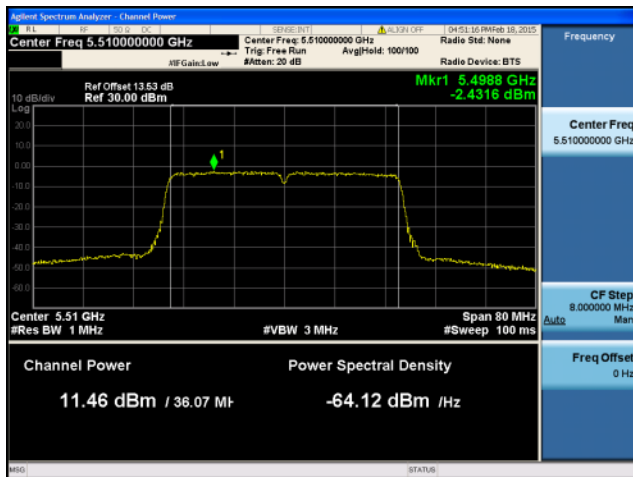
Peak Output Power / PSD, 5510 MHz, HT/VHT40, M0 to M7, M0 to M9 1ss



Antenna A



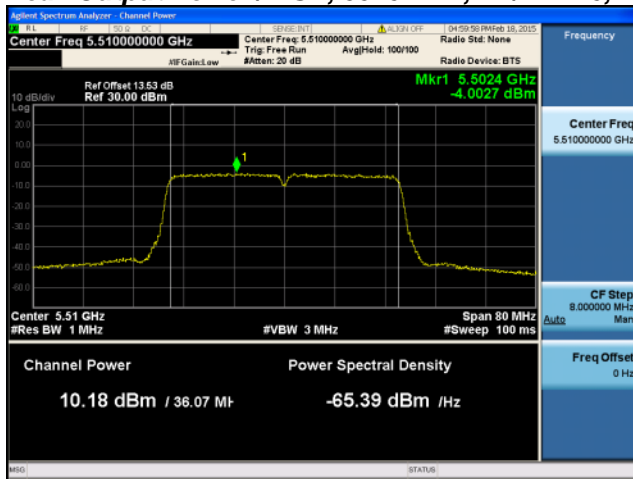
Antenna B



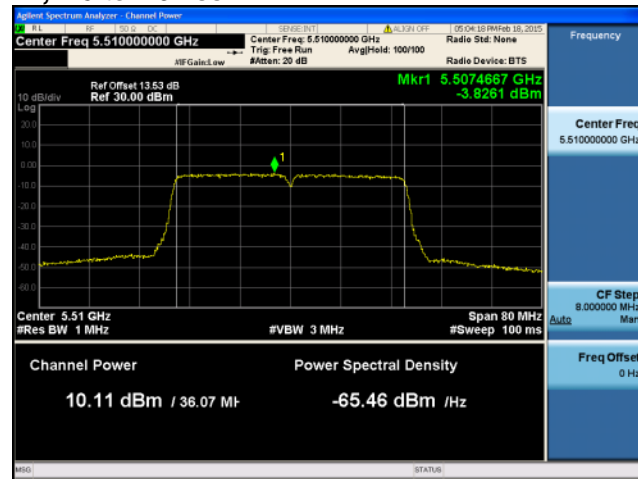
Antenna C



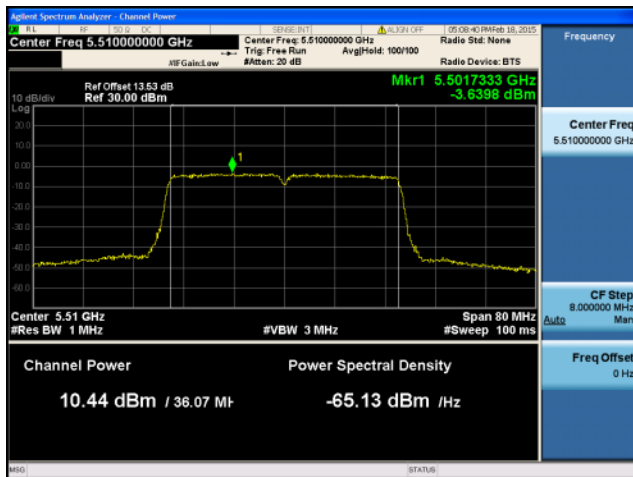
Peak Output Power / PSD, 5510 MHz, HT/VHT40, M0 to M7, M0 to M9 1ss



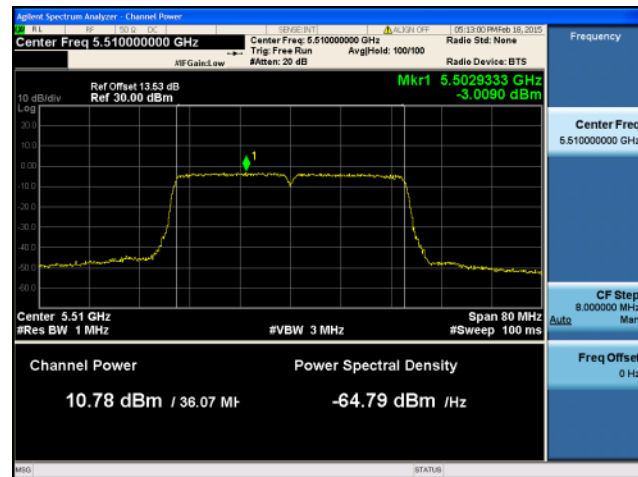
Antenna A



Antenna B



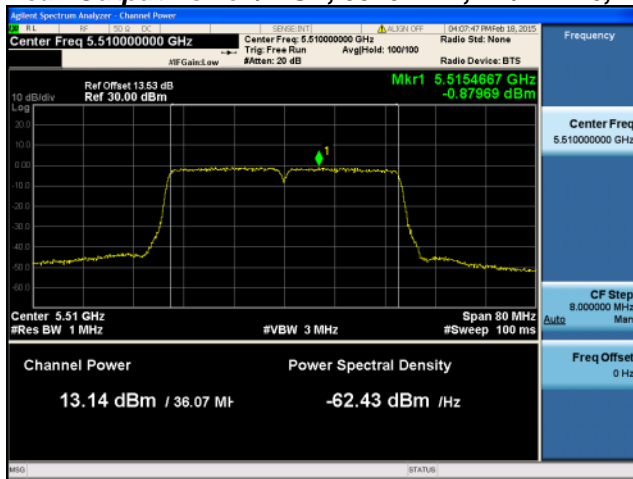
Antenna C



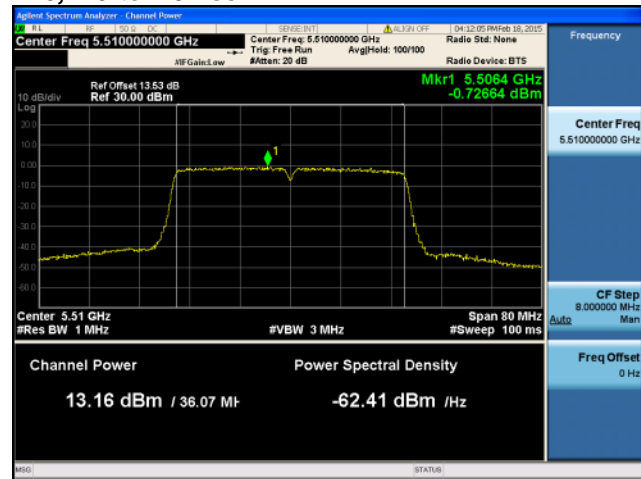
Antenna D



Peak Output Power / PSD, 5510 MHz, HT/VHT40, M8 to M15, M0 to M9 2ss



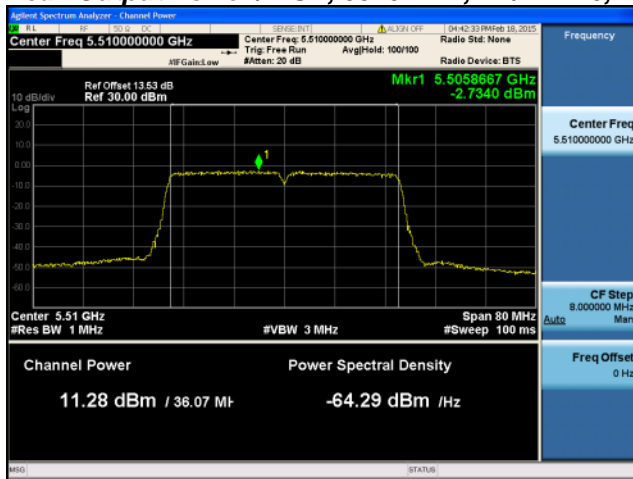
Antenna A



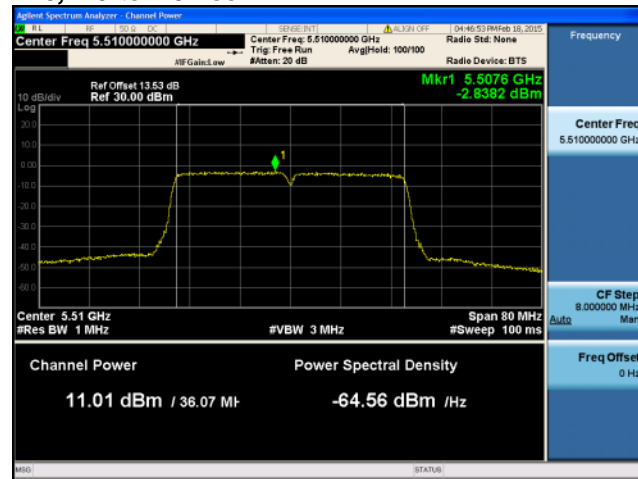
Antenna B



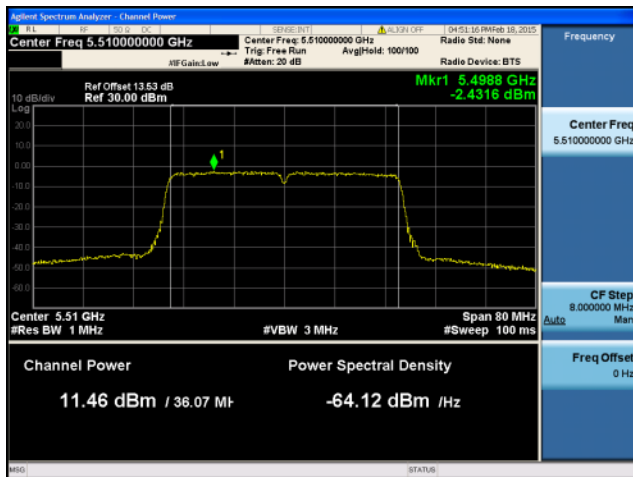
Peak Output Power / PSD, 5510 MHz, HT/VHT40, M8 to M15, M0 to M9 2ss



Antenna A



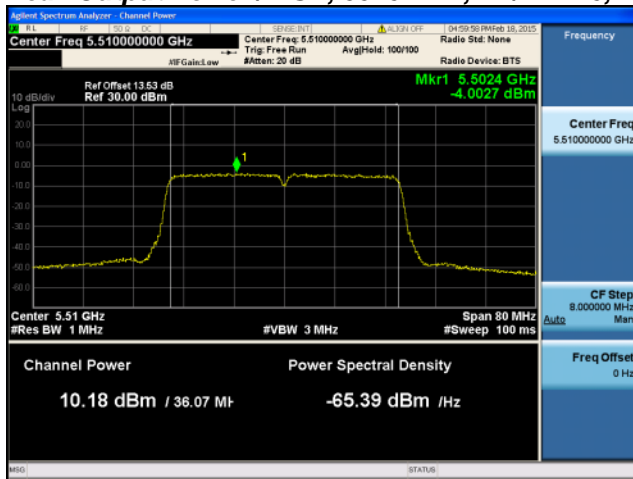
Antenna B



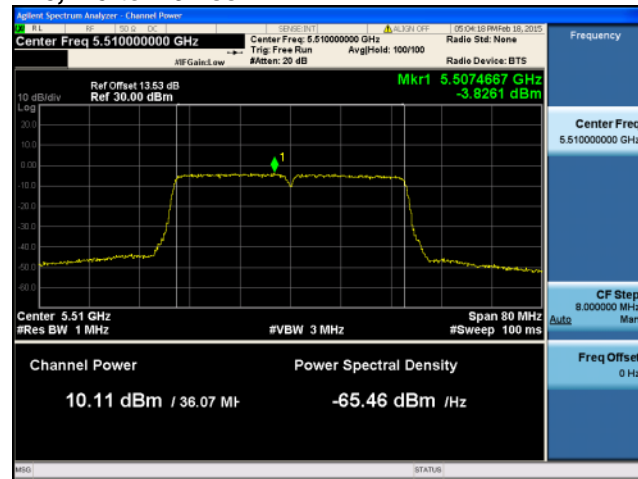
Antenna C



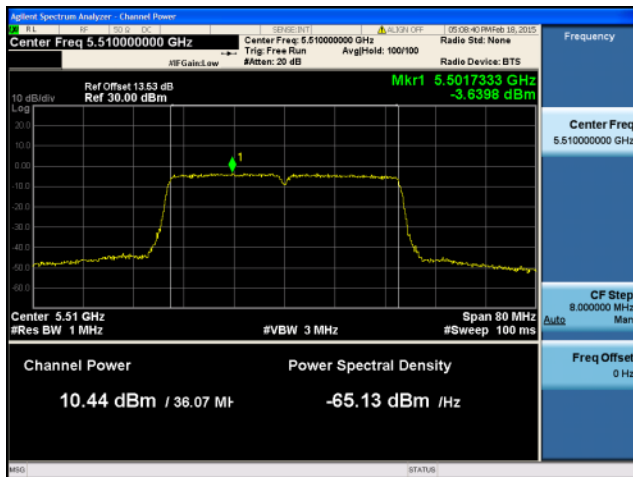
Peak Output Power / PSD, 5510 MHz, HT/VHT40, M8 to M15, M0 to M9 2ss



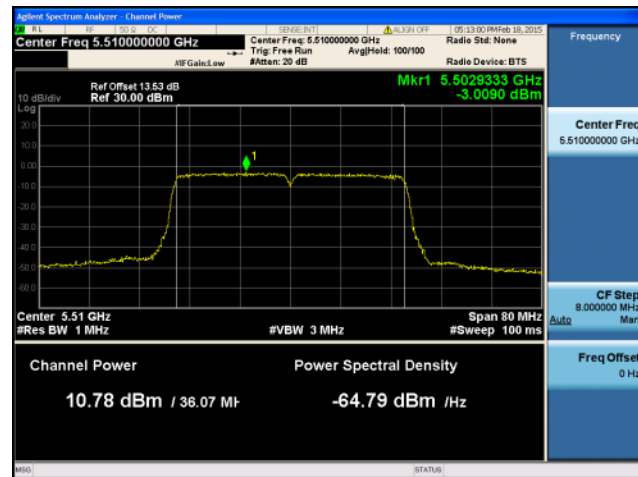
Antenna A



Antenna B



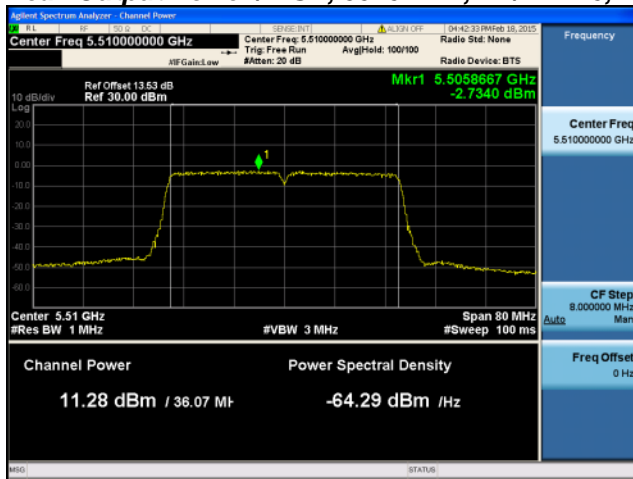
Antenna C



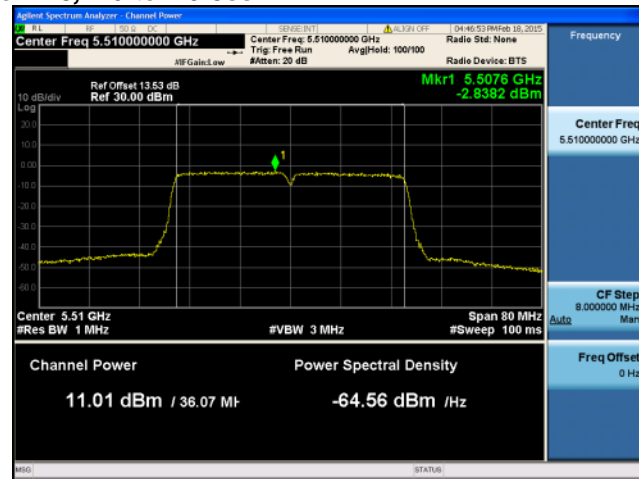
Antenna D



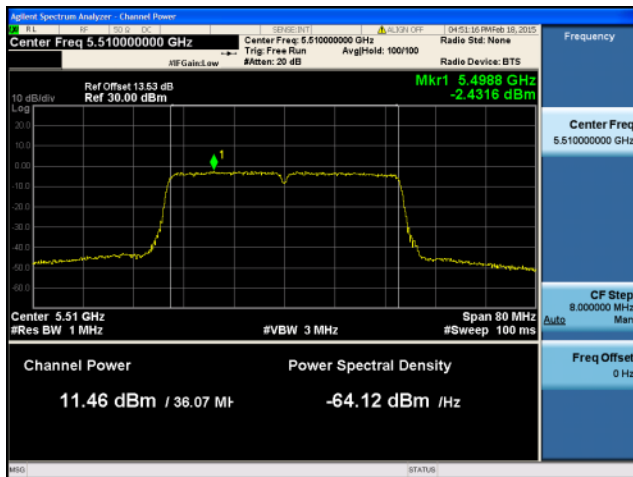
Peak Output Power / PSD, 5510 MHz, HT/VHT40, M16 to M23, M0 to M9 3ss



Antenna A



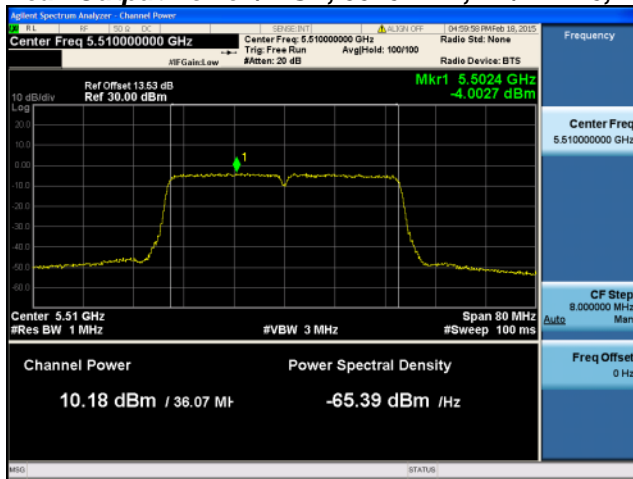
Antenna B



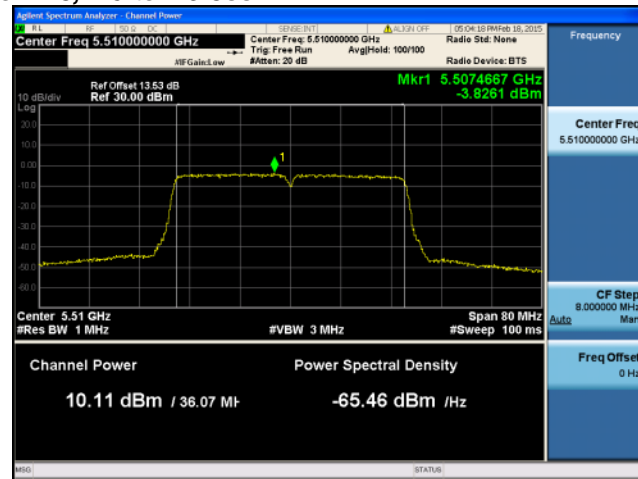
Antenna C



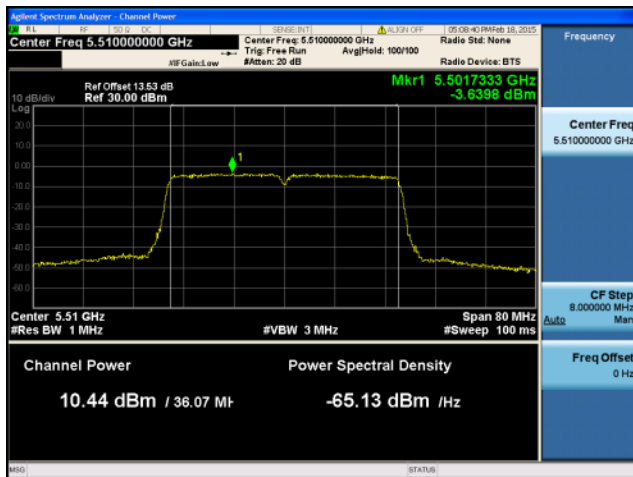
Peak Output Power / PSD, 5510 MHz, HT/VHT40, M16 to M23, M0 to M9 3ss



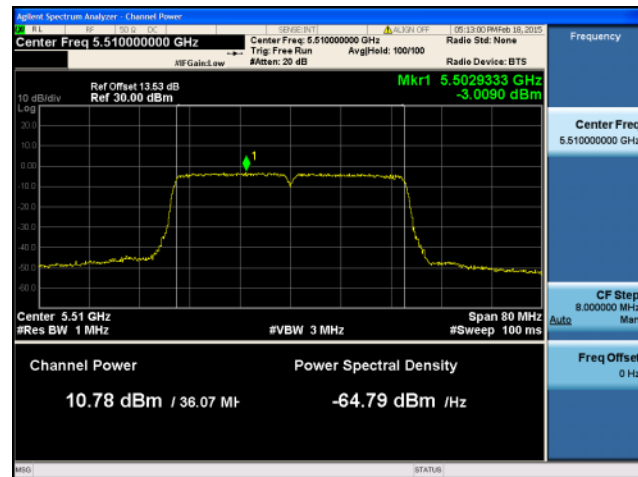
Antenna A



Antenna B



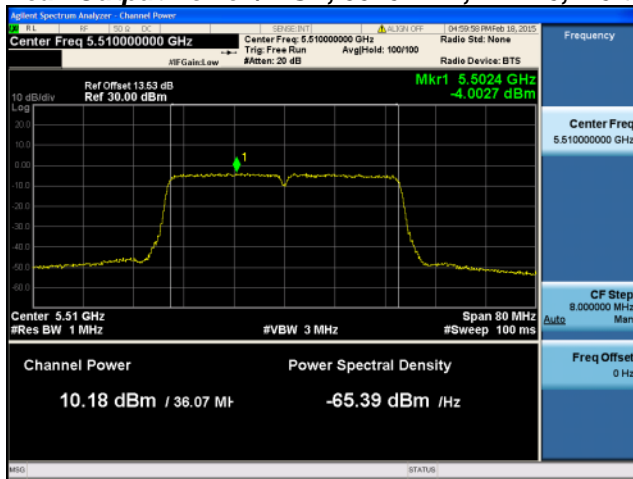
Antenna C



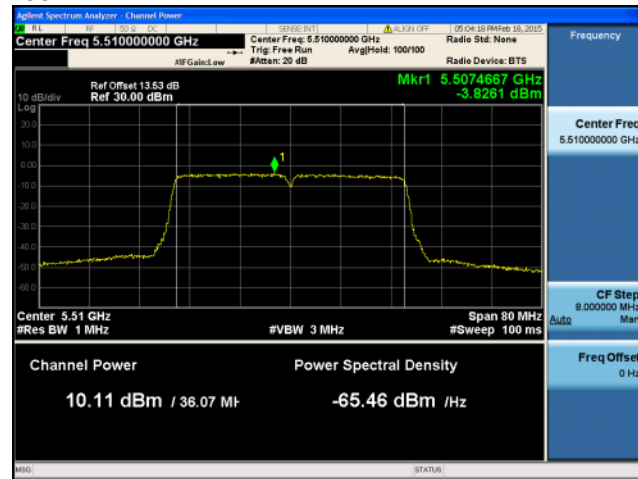
Antenna D



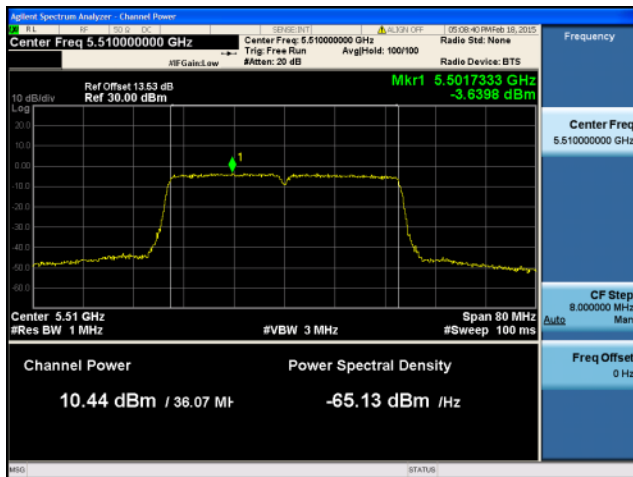
Peak Output Power / PSD, 5510 MHz, VHT40, M0 to M9 4ss



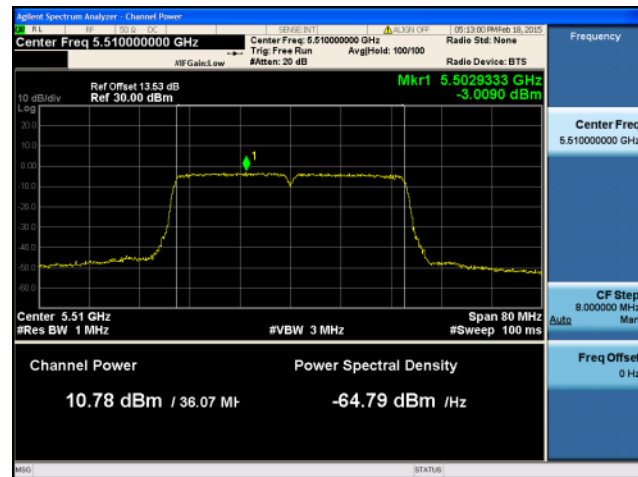
Antenna A



Antenna B



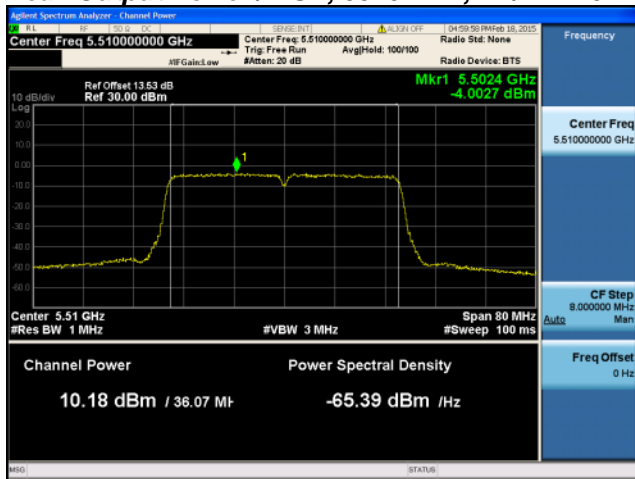
Antenna C



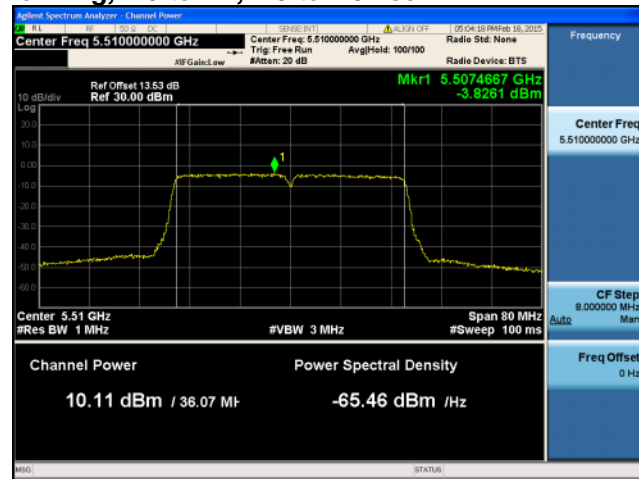
Antenna D



Peak Output Power / PSD, 5510 MHz, HT/VHT40 Beam Forming, M0 to M7, M0 to M9 1ss



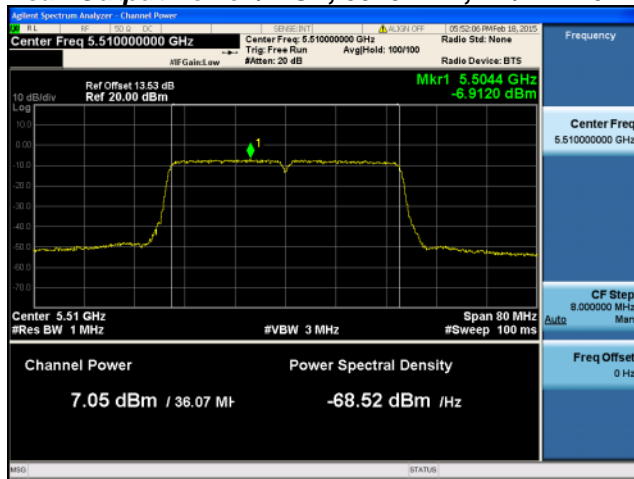
Antenna A



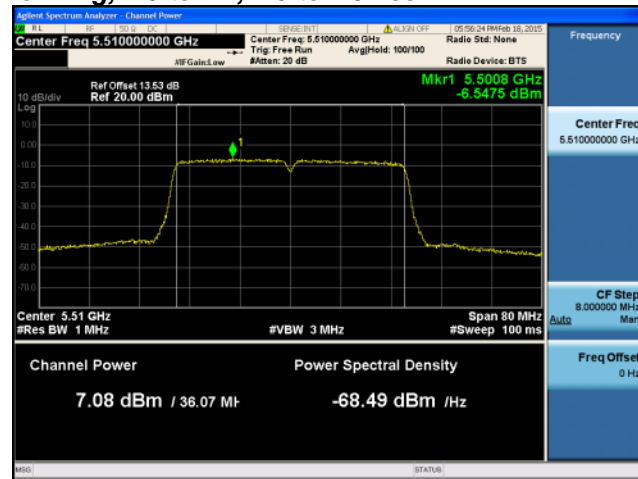
Antenna B



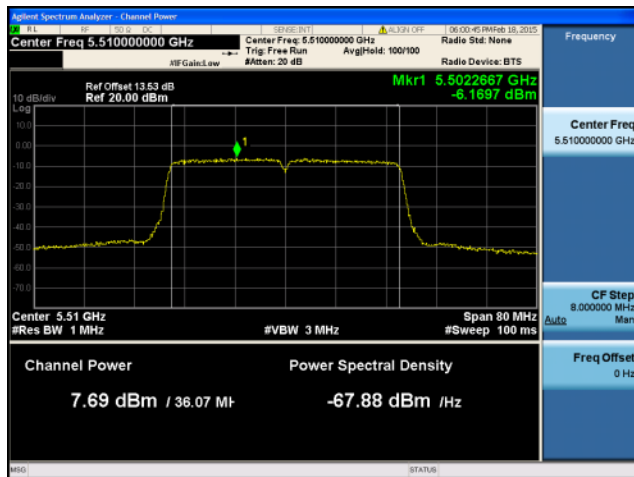
Peak Output Power / PSD, 5510 MHz, HT/VHT40 Beam Forming, M0 to M7, M0 to M9 1ss



Antenna A



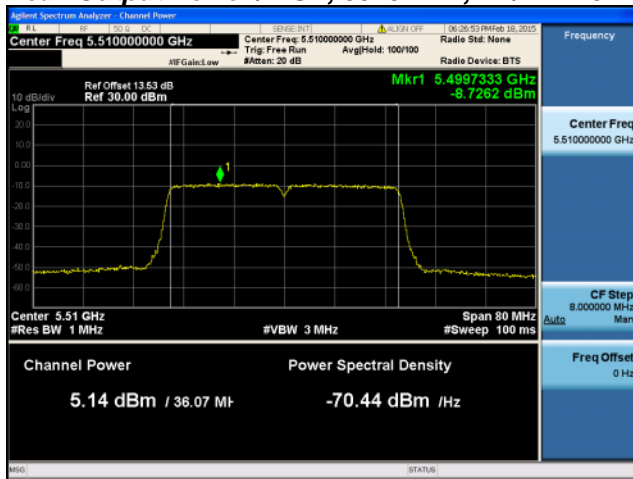
Antenna B



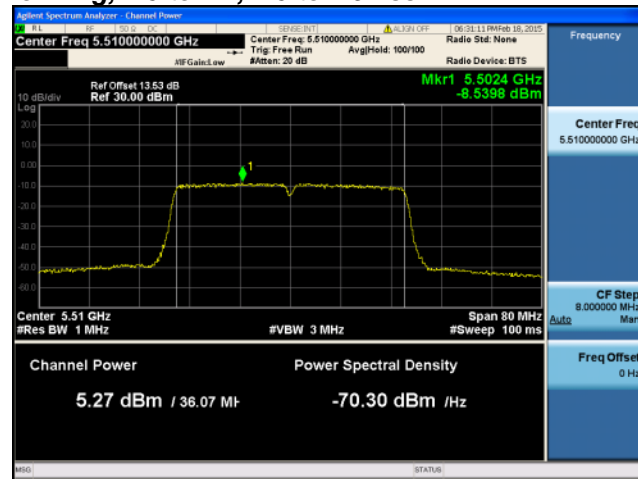
Antenna C



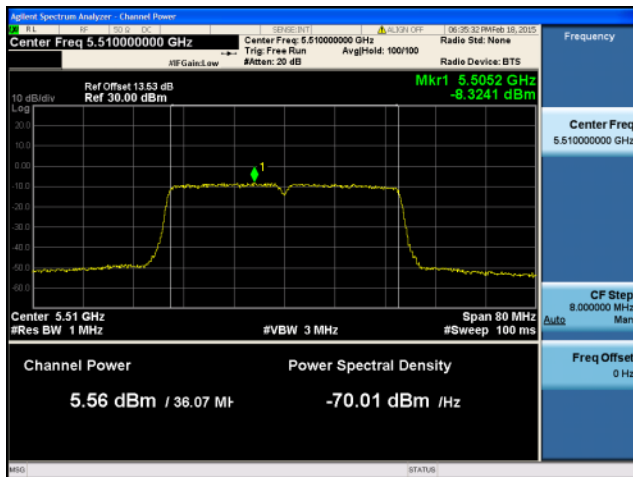
Peak Output Power / PSD, 5510 MHz, HT/VHT40 Beam Forming, M0 to M7, M0 to M9 1ss



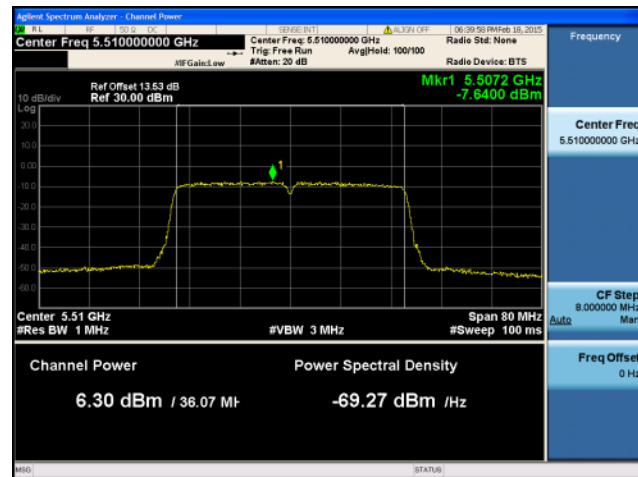
Antenna A



Antenna B



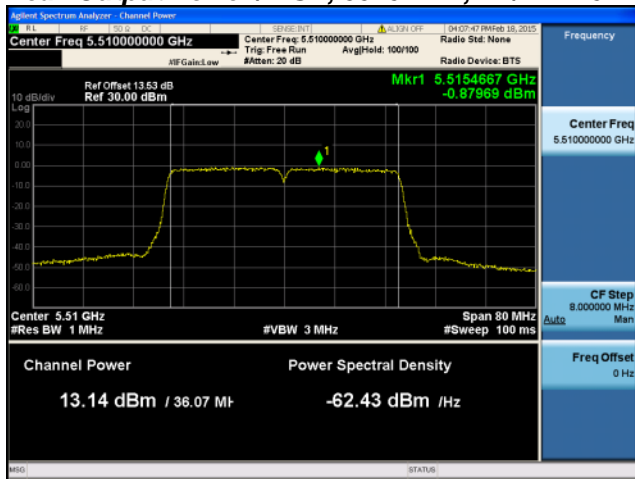
Antenna C



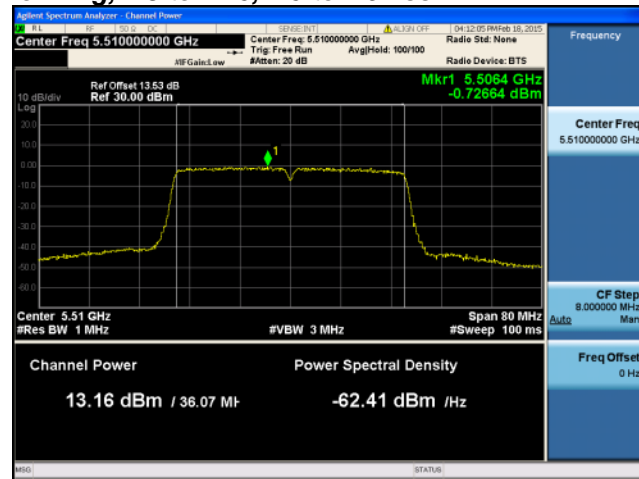
Antenna D



Peak Output Power / PSD, 5510 MHz, HT/VHT40 Beam Forming, M8 to M15, M0 to M9 2ss



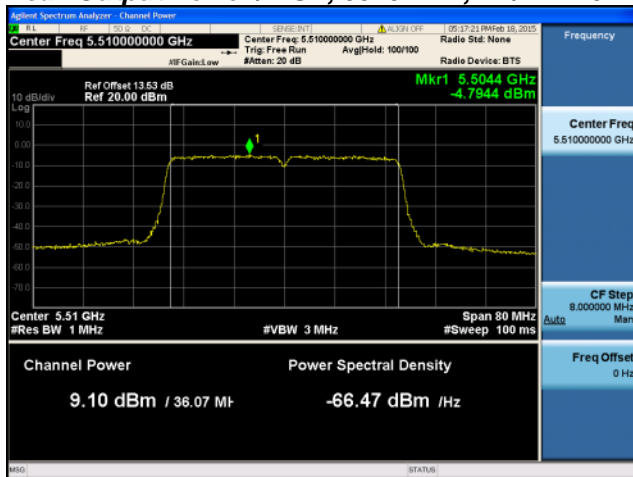
Antenna A



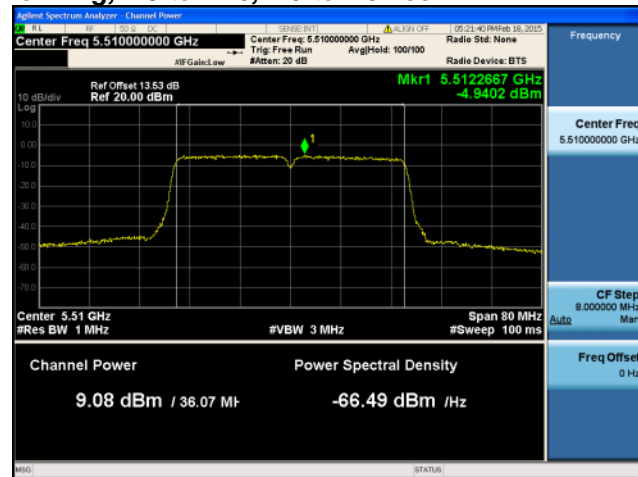
Antenna B



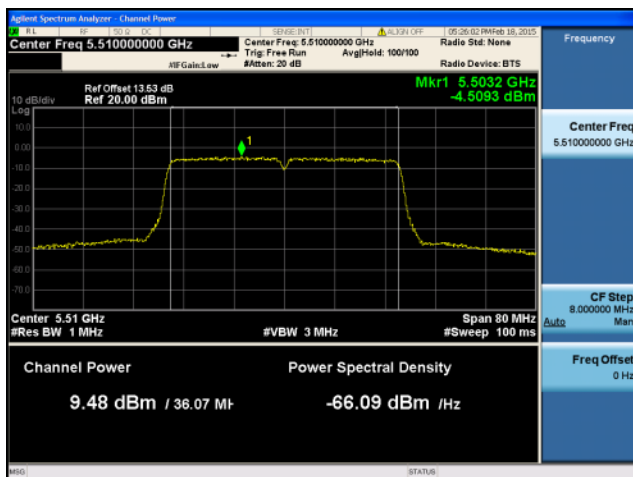
Peak Output Power / PSD, 5510 MHz, HT/VHT40 Beam Forming, M8 to M15, M0 to M9 2ss



Antenna A



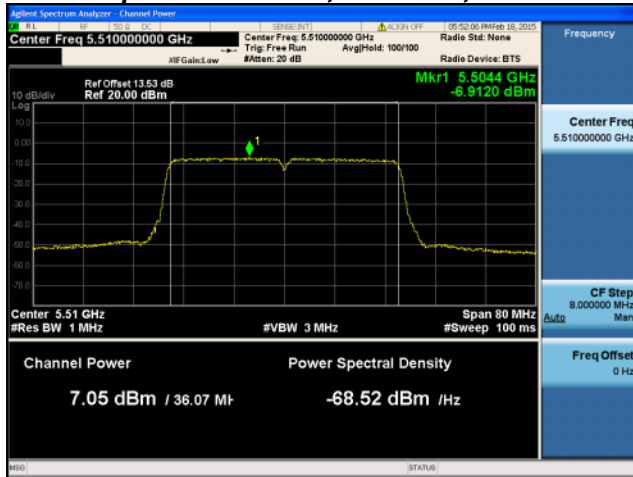
Antenna B



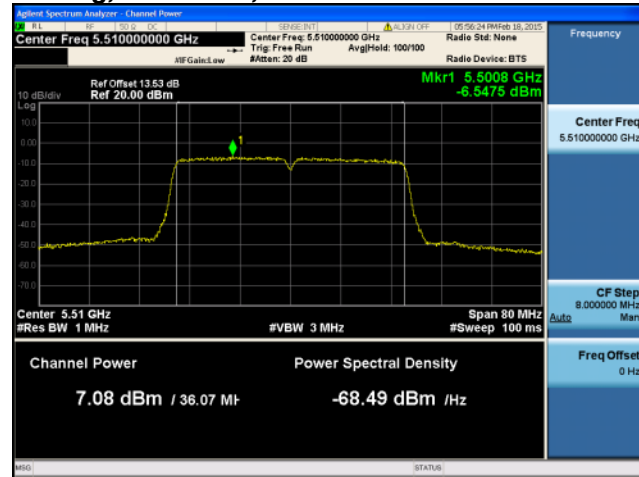
Antenna C



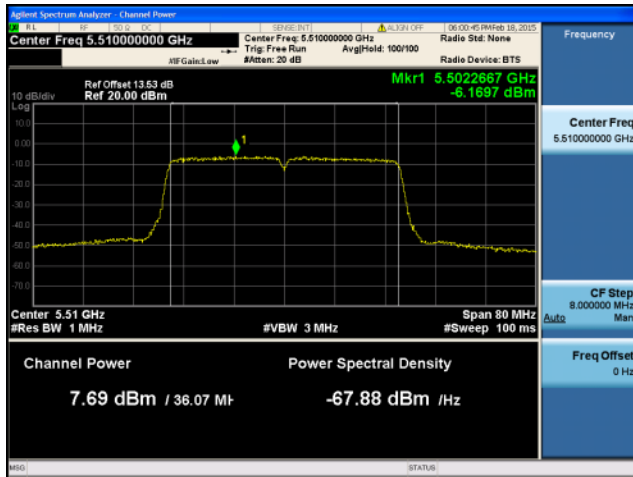
Peak Output Power / PSD, 5510 MHz, HT/VHT40 Beam Forming, M8 to M15, M0 to M9 2ss



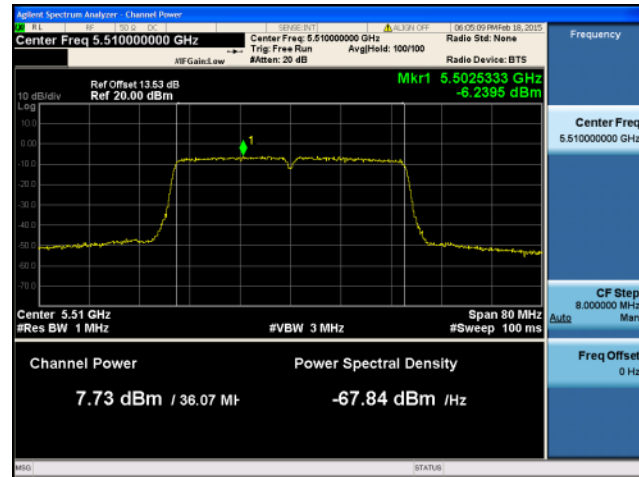
Antenna A



Antenna B



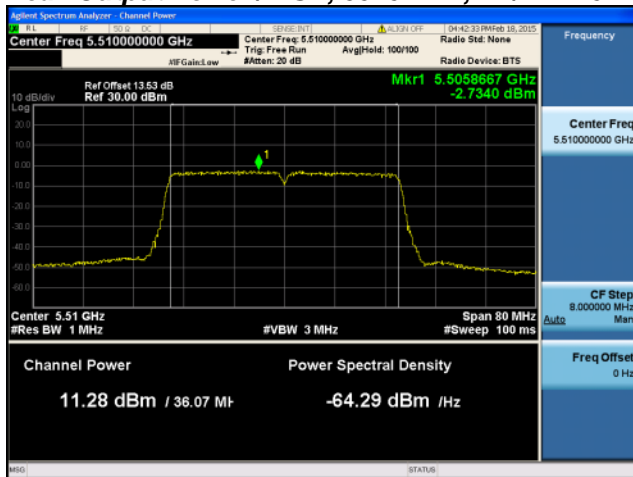
Antenna C



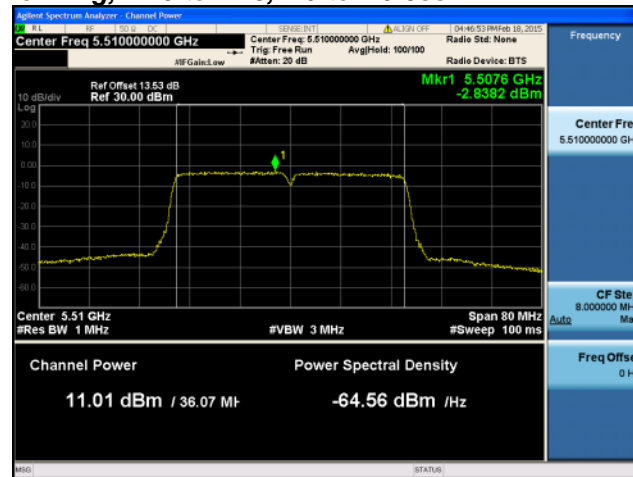
Antenna D



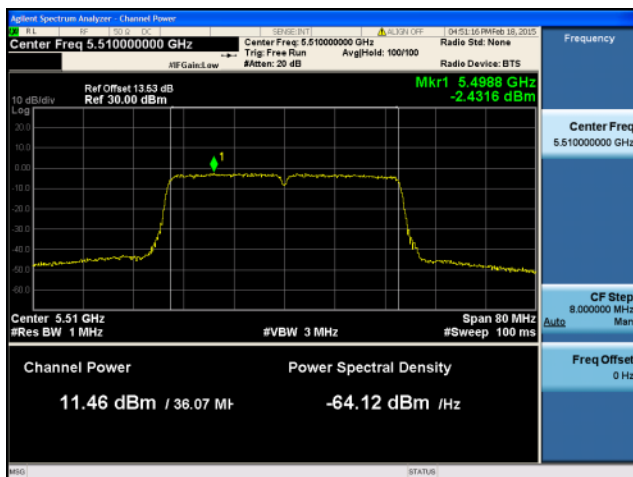
Peak Output Power / PSD, 5510 MHz, HT/VHT40 Beam Forming, M16 to M23, M0 to M9 3ss



Antenna A



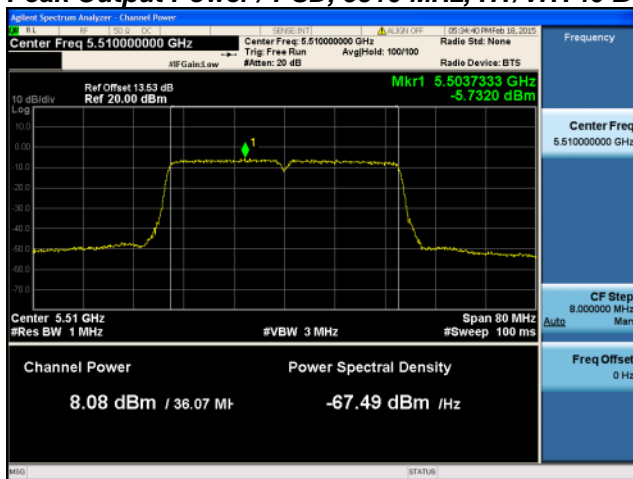
Antenna B



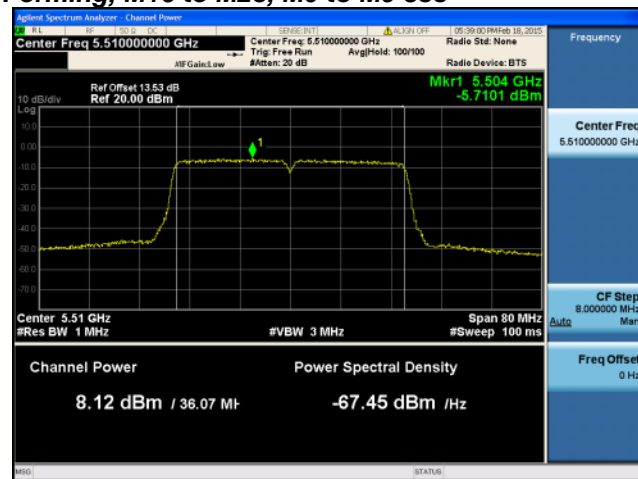
Antenna C



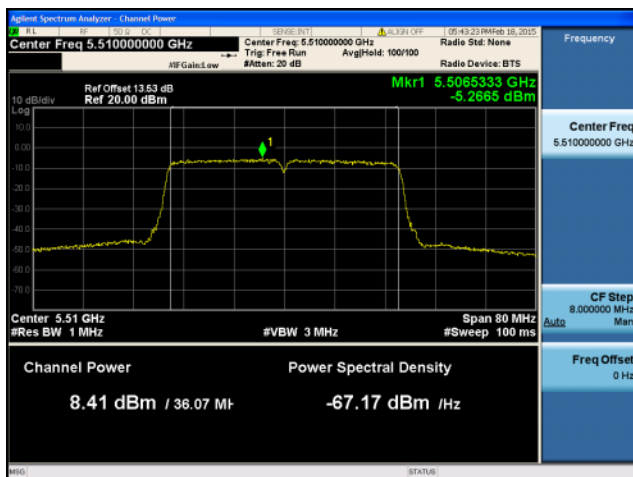
Peak Output Power / PSD, 5510 MHz, HT/VHT40 Beam Forming, M16 to M23, M0 to M9 3ss



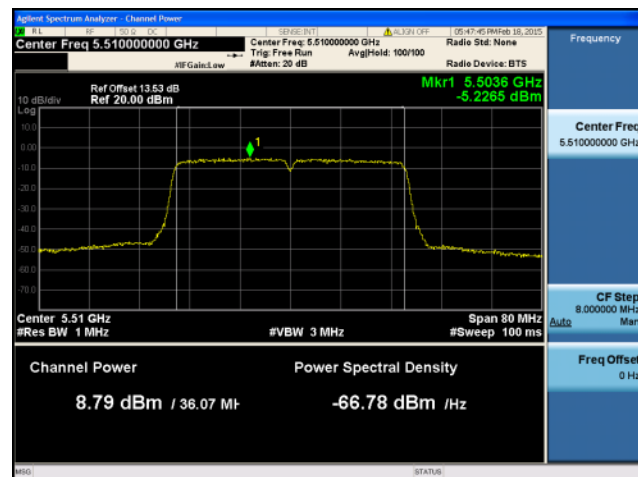
Antenna A



Antenna B



Antenna C



Antenna D