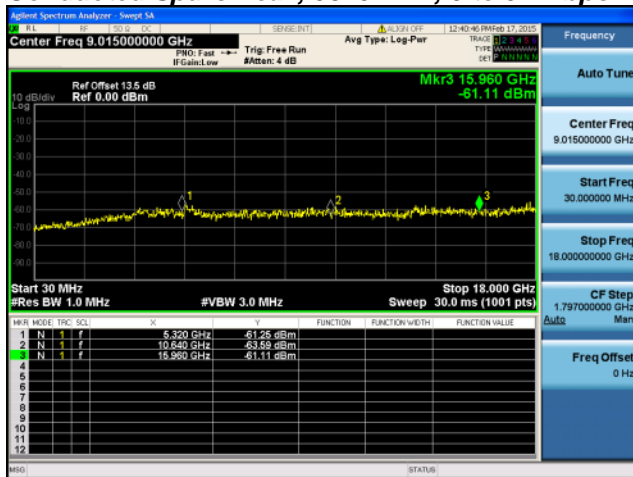
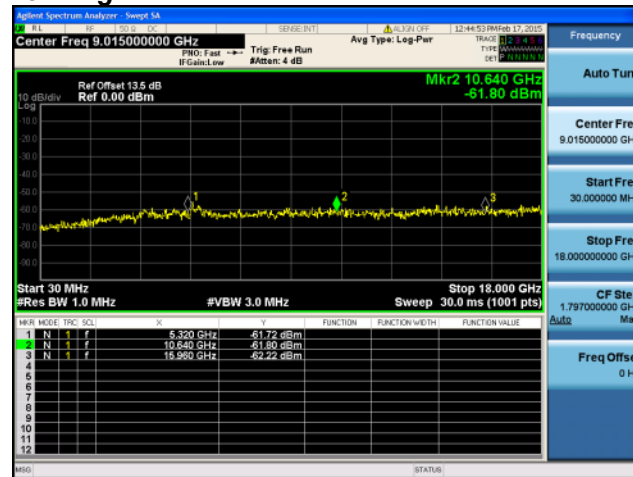




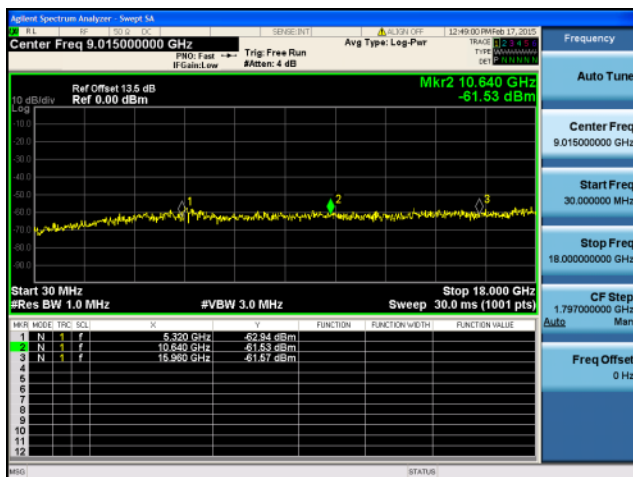
Conducted Spurs Peak, 5320 MHz, 6 to 54 Mbps Beam Forming



Antenna A



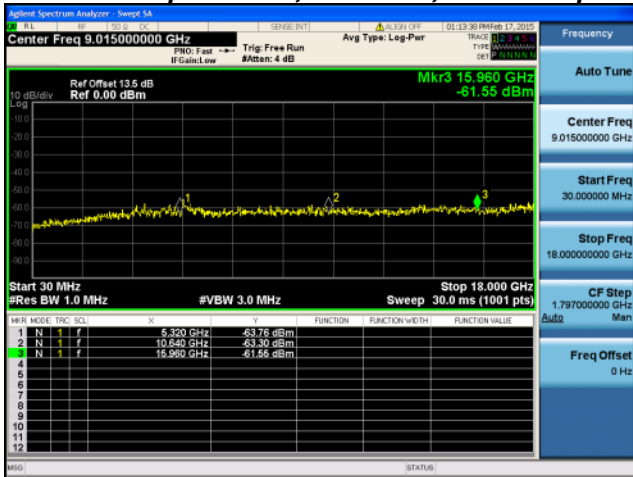
Antenna B



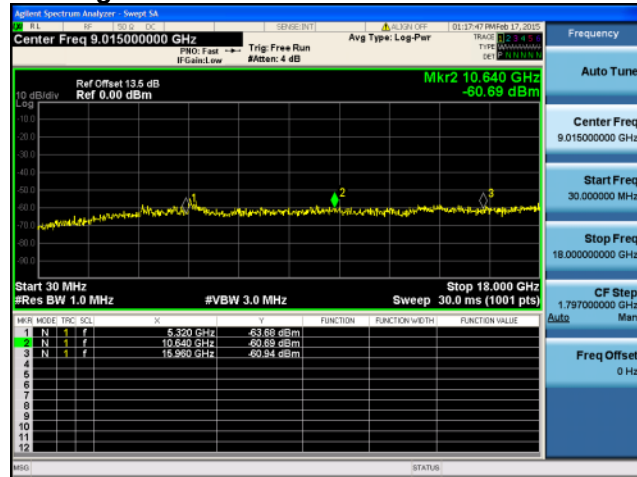
Antenna C



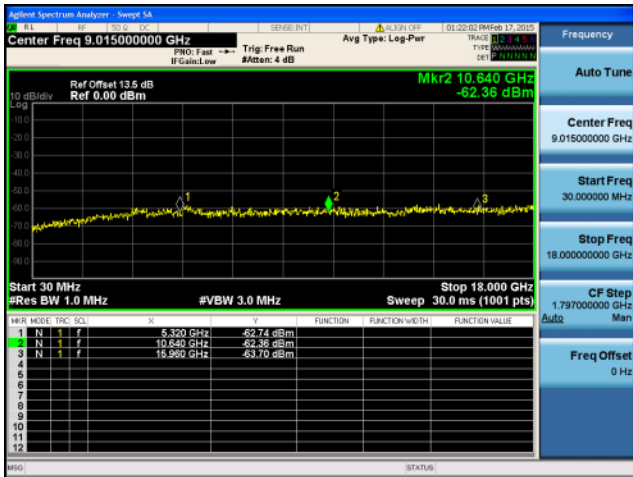
Conducted Spurs Peak, 5320 MHz, 6 to 54 Mbps Beam Forming



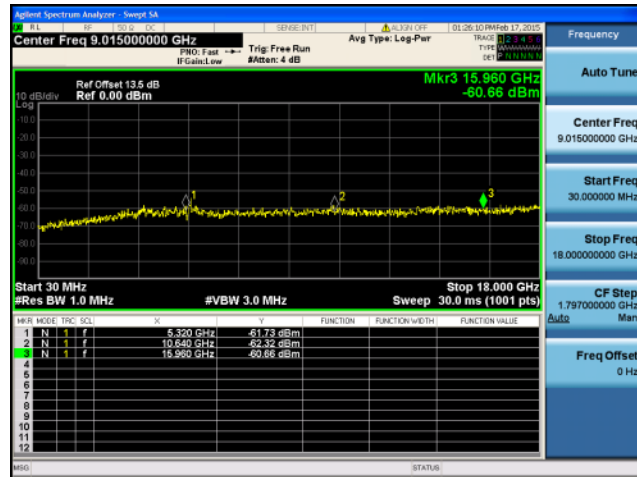
Antenna A



Antenna B



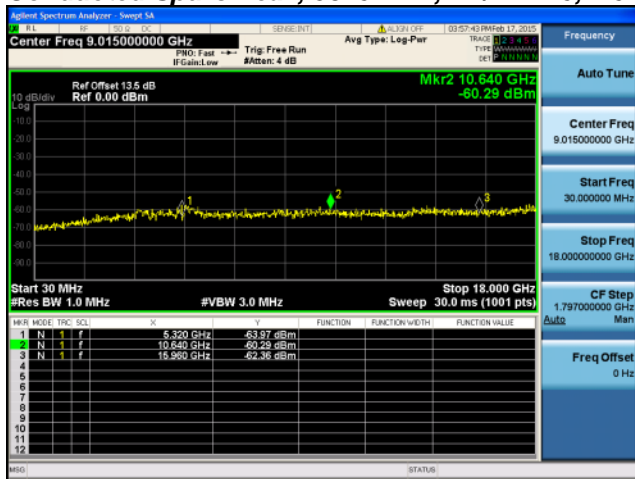
Antenna C



Antenna D



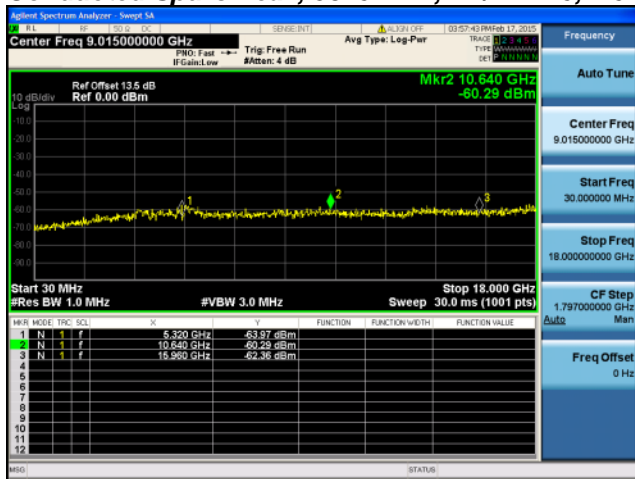
Conducted Spurs Peak, 5320 MHz, HT/VHT20, M0 to M7, M0 to M9 1ss



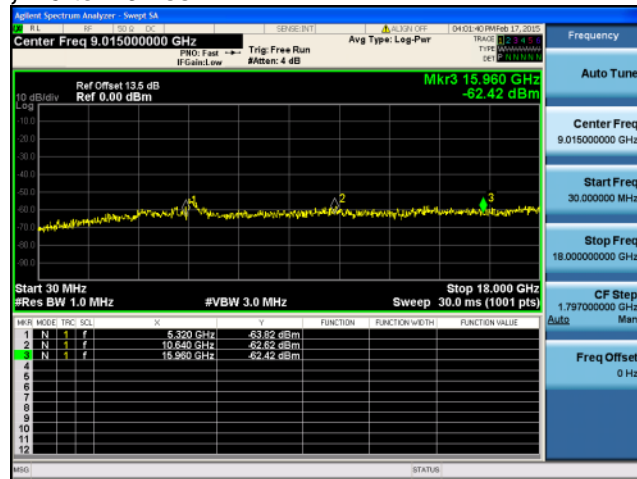
Antenna A



Conducted Spurs Peak, 5320 MHz, HT/VHT20, M0 to M7, M0 to M9 1ss



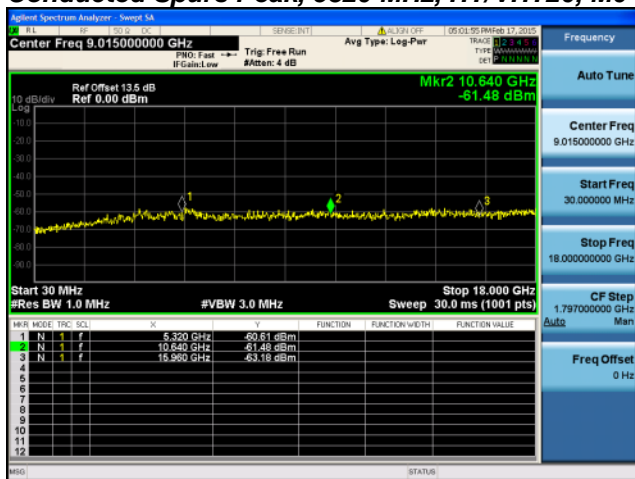
Antenna A



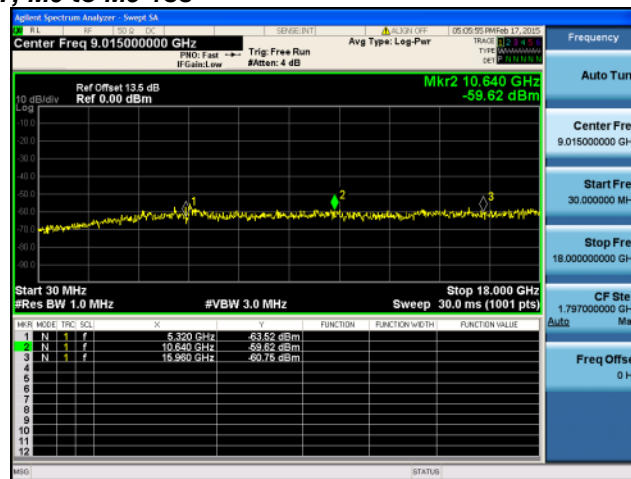
Antenna B



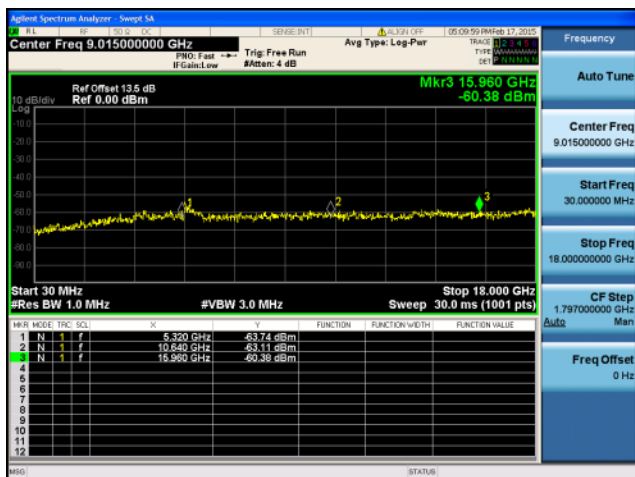
Conducted Spurs Peak, 5320 MHz, HT/VHT20, M0 to M7, M0 to M9 1ss



Antenna A



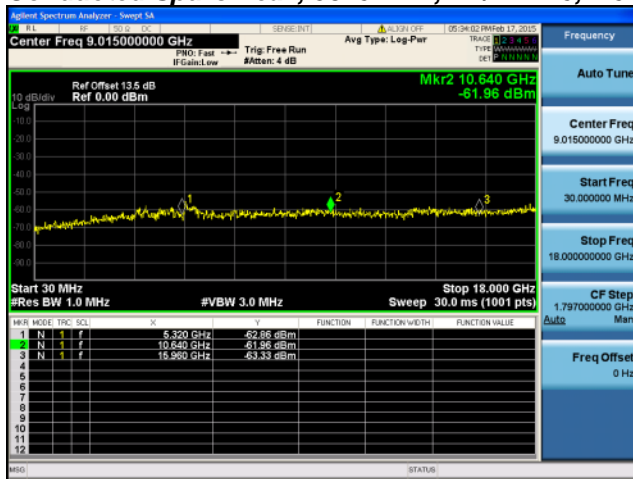
Antenna B



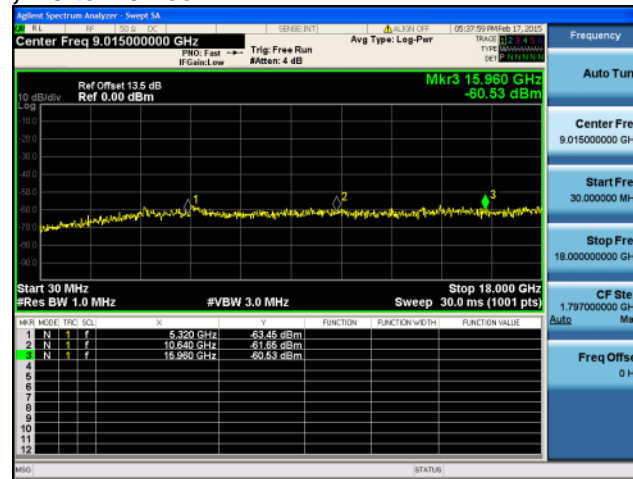
Antenna C



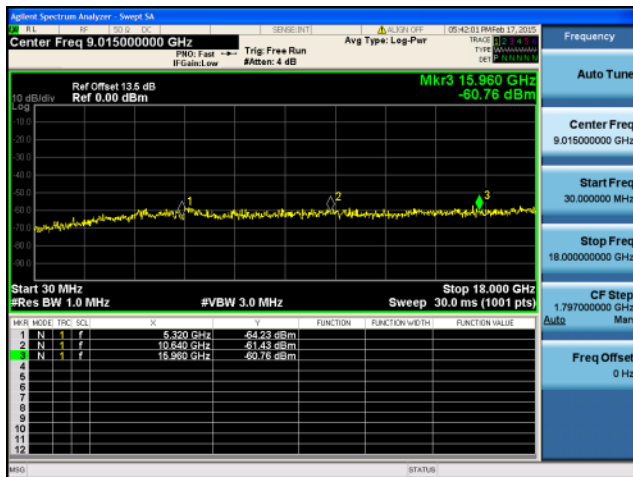
Conducted Spurs Peak, 5320 MHz, HT/VHT20, M0 to M7, M0 to M9 1ss



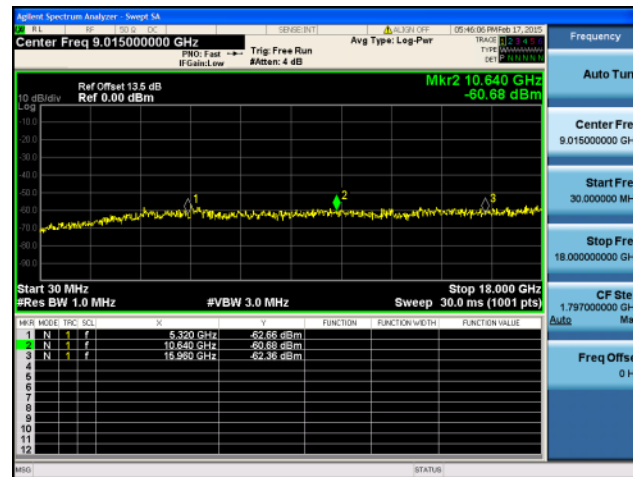
Antenna A



Antenna B



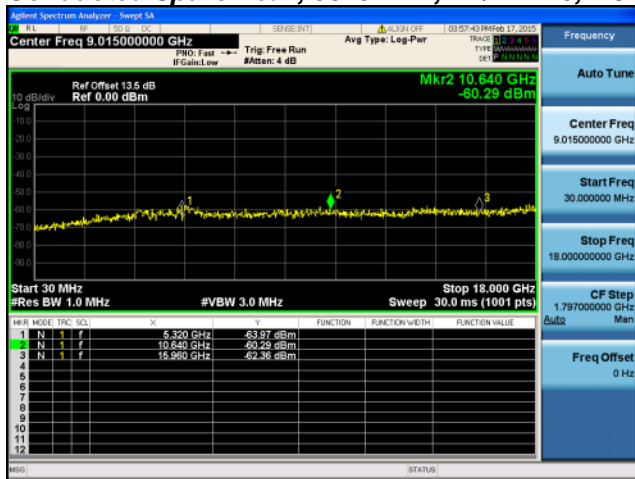
Antenna C



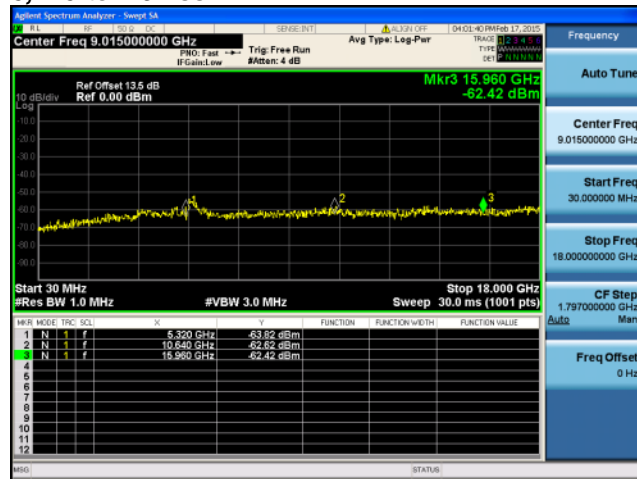
Antenna D



Conducted Spurs Peak, 5320 MHz, HT/VHT20, M8 to M15, M0 to M9 2ss



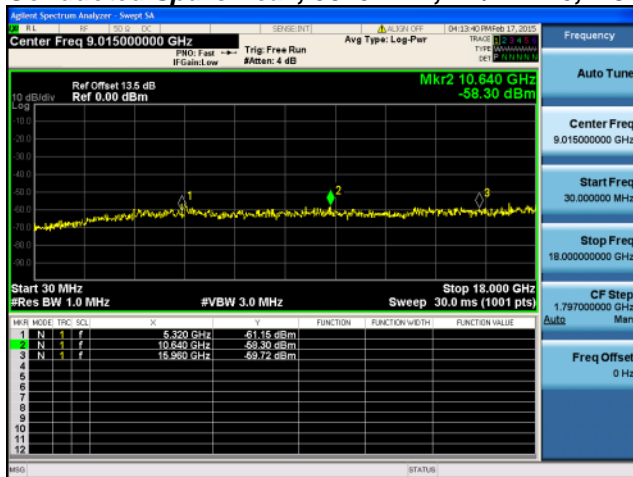
Antenna A



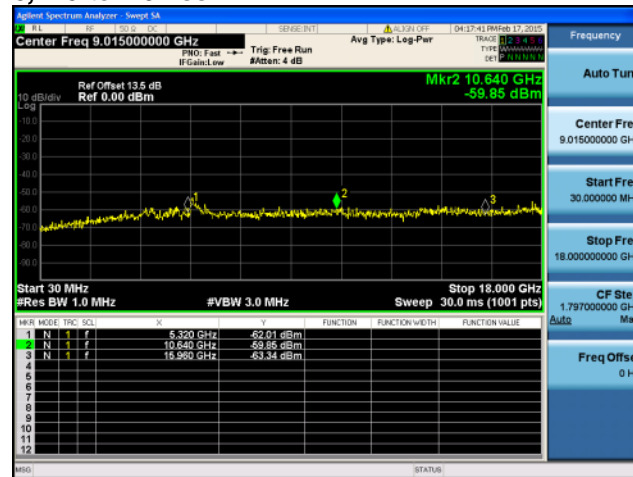
Antenna B



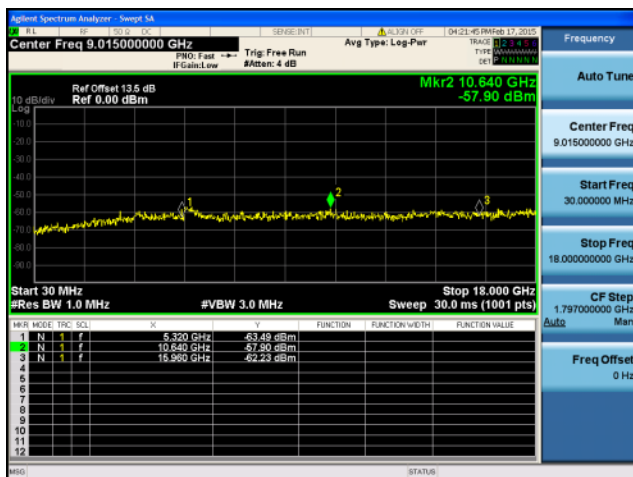
Conducted Spurs Peak, 5320 MHz, HT/VHT20, M8 to M15, M0 to M9 2ss



Antenna A



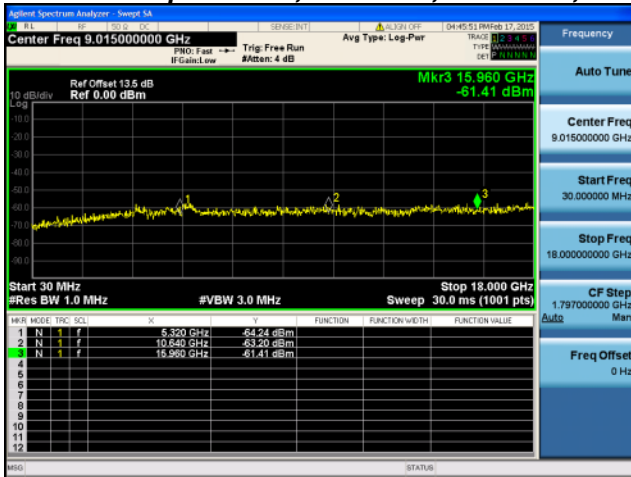
Antenna B



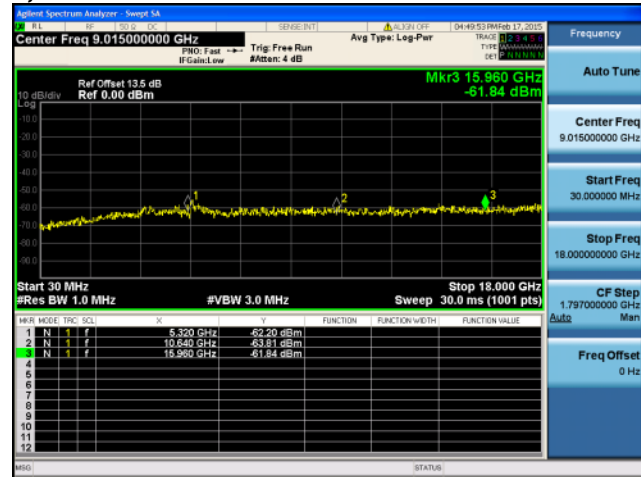
Antenna C



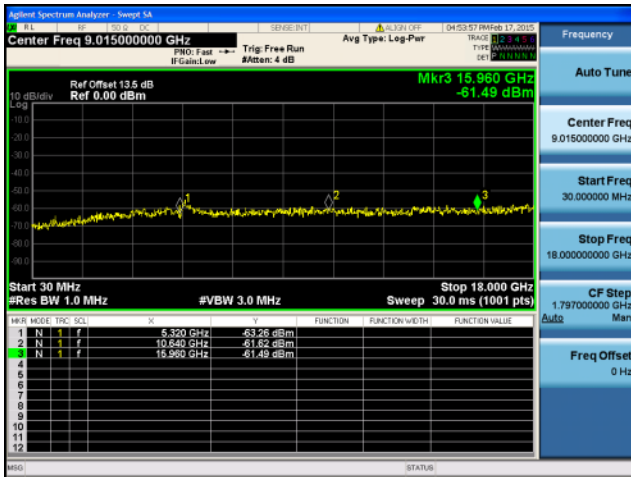
Conducted Spurs Peak, 5320 MHz, HT/VHT20, M8 to M15, M0 to M9 2ss



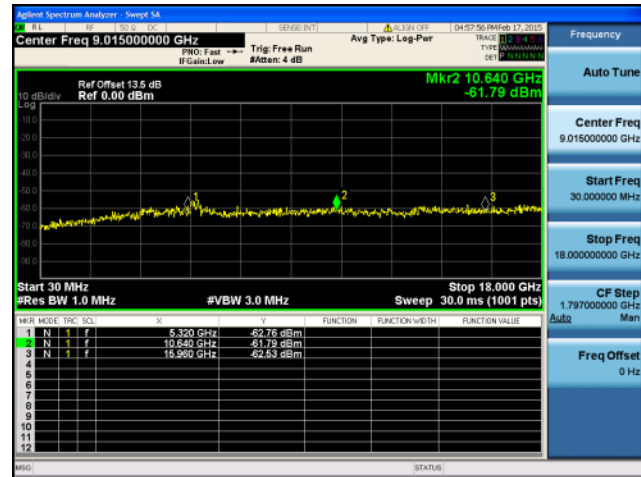
Antenna A



Antenna B



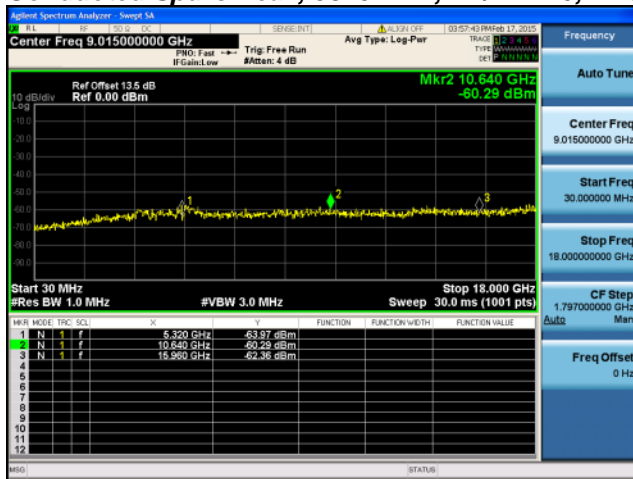
Antenna C



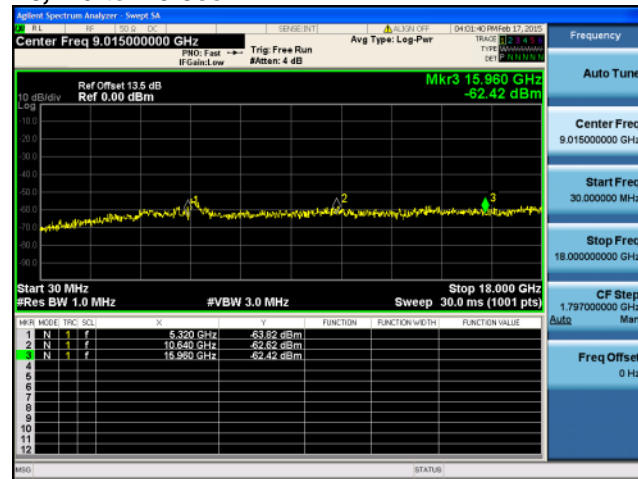
Antenna D



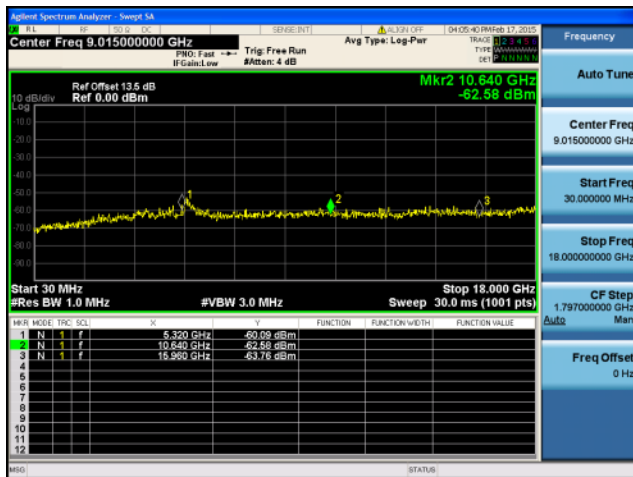
Conducted Spurs Peak, 5320 MHz, HT/VHT20, M16 to M23, M0 to M9 3ss



Antenna A



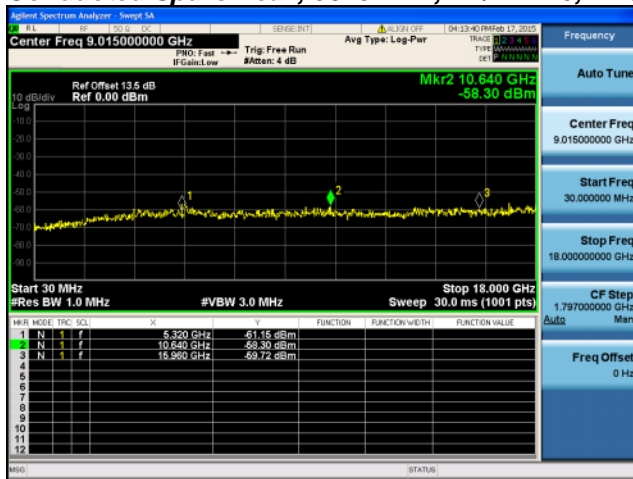
Antenna B



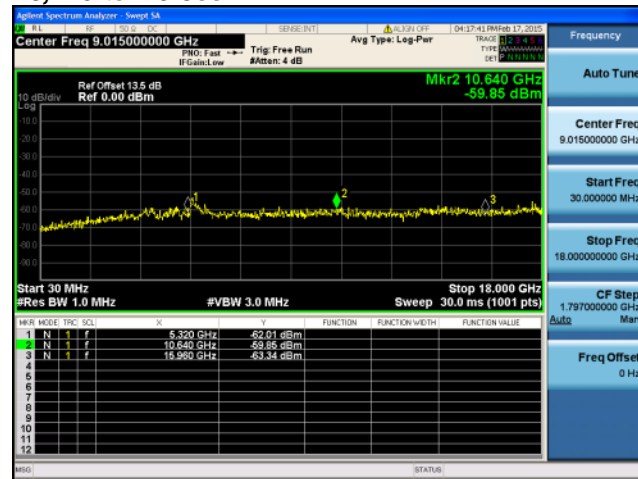
Antenna C



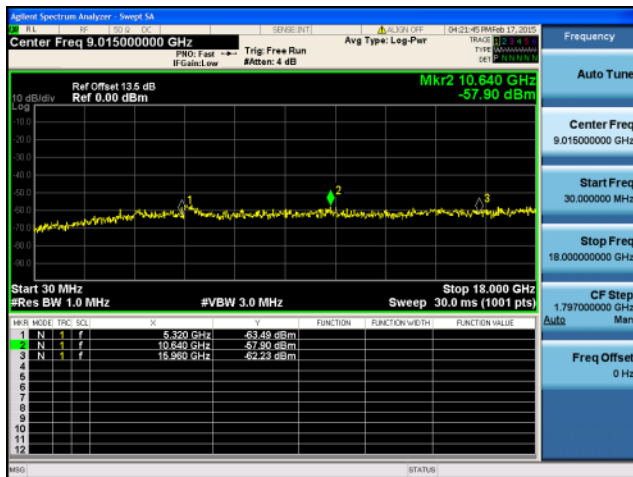
Conducted Spurs Peak, 5320 MHz, HT/VHT20, M16 to M23, M0 to M9 3ss



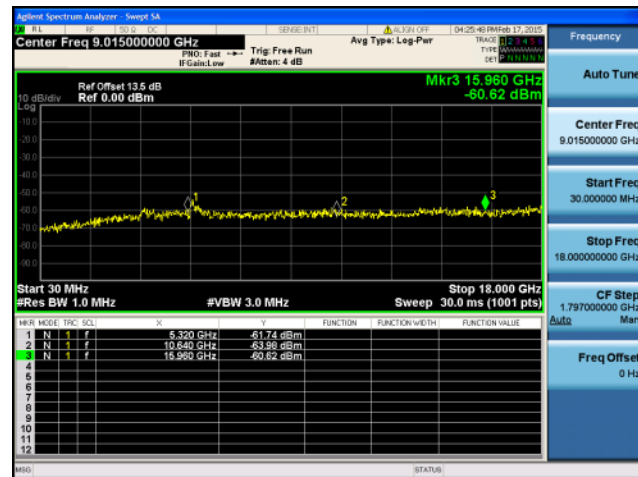
Antenna A



Antenna B



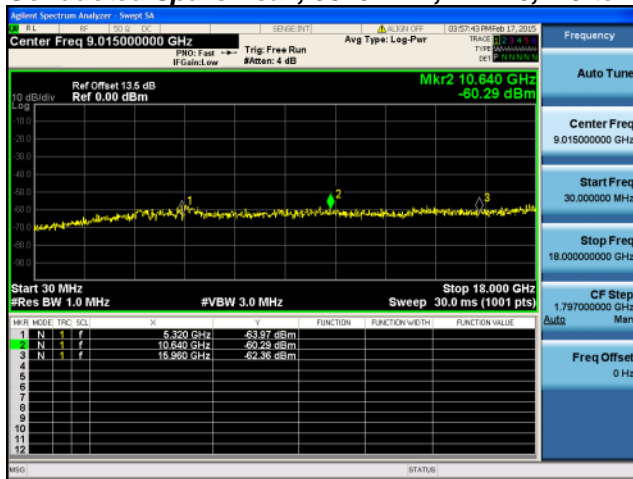
Antenna C



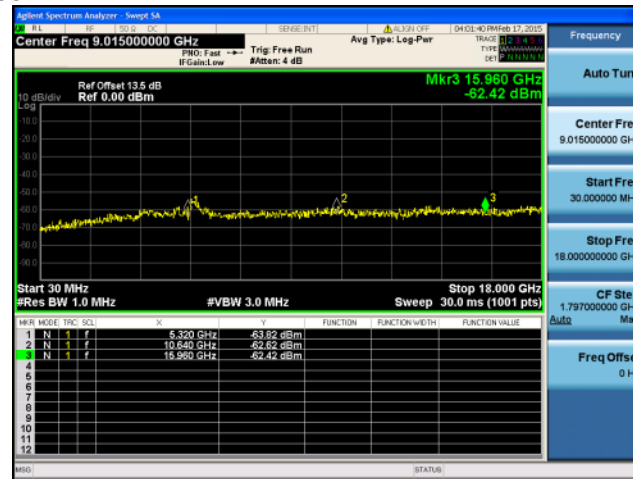
Antenna D



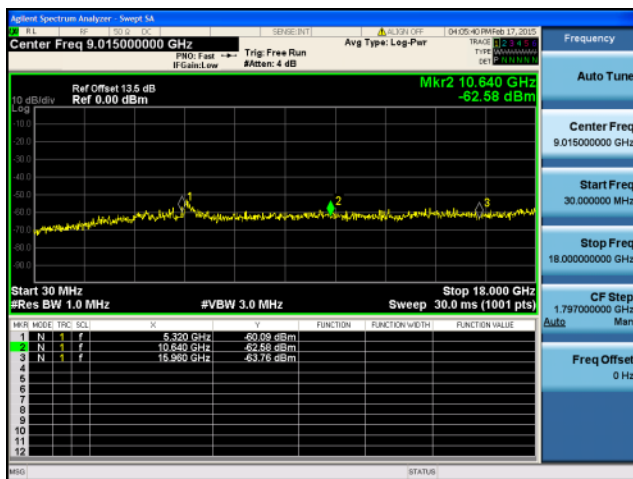
Conducted Spurs Peak, 5320 MHz, VHT20, M0 to M9 4ss



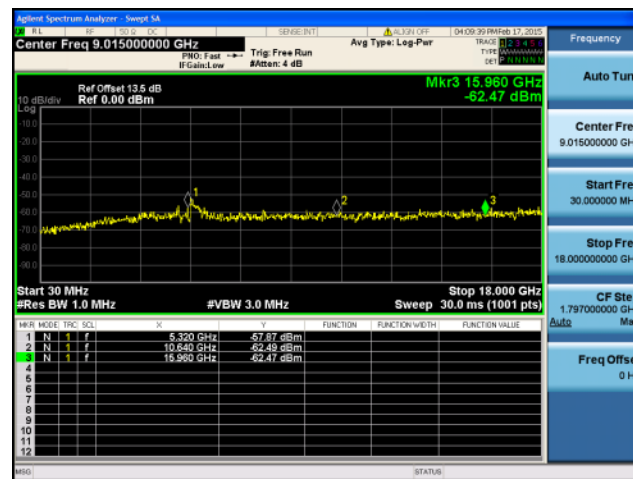
Antenna A



Antenna B



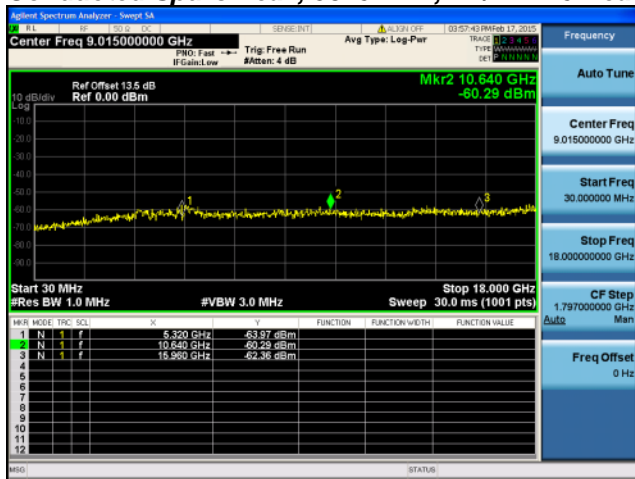
Antenna C



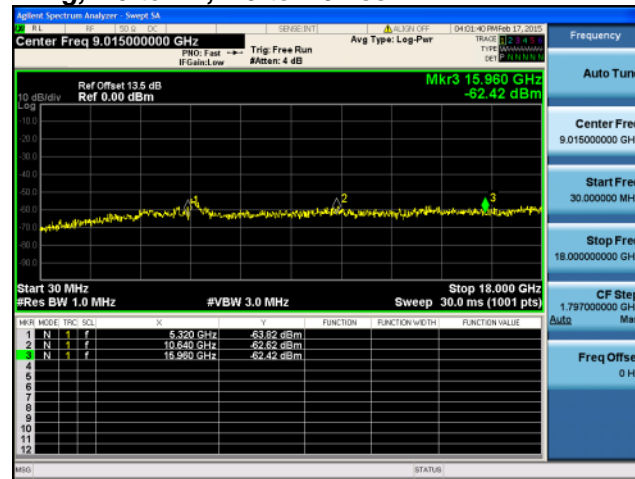
Antenna D



Conducted Spurs Peak, 5320 MHz, HT/VHT20 Beam Forming, M0 to M7, M0 to M9 1ss



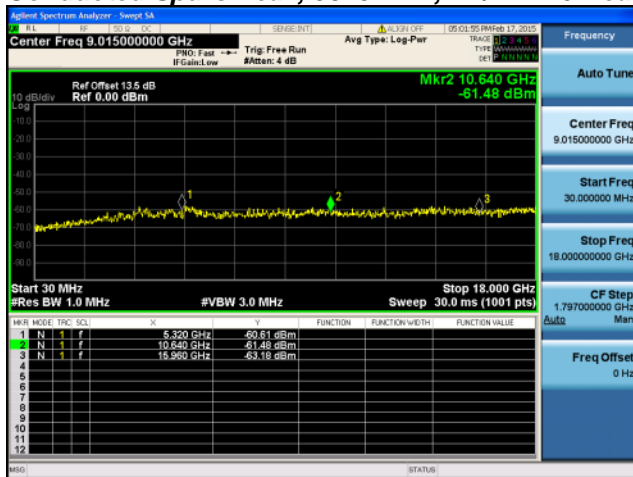
Antenna A



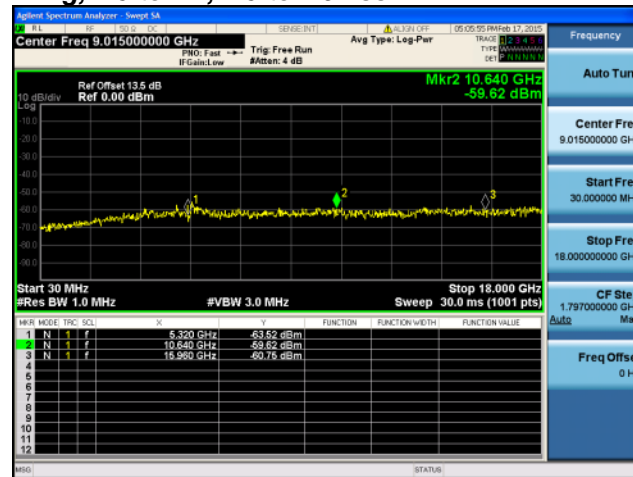
Antenna B



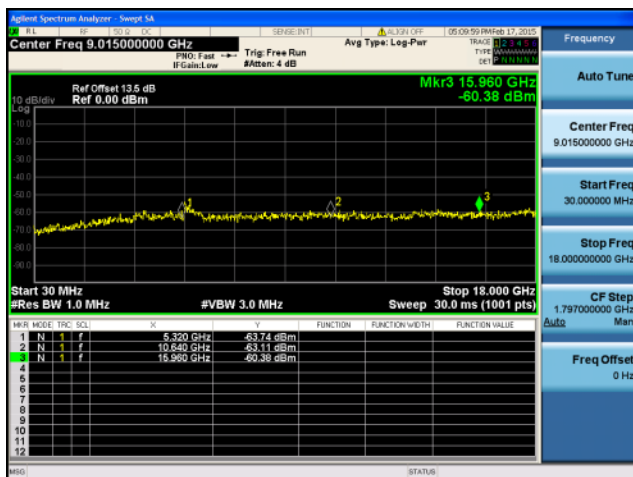
Conducted Spurs Peak, 5320 MHz, HT/VHT20 Beam Forming, M0 to M7, M0 to M9 1ss



Antenna A



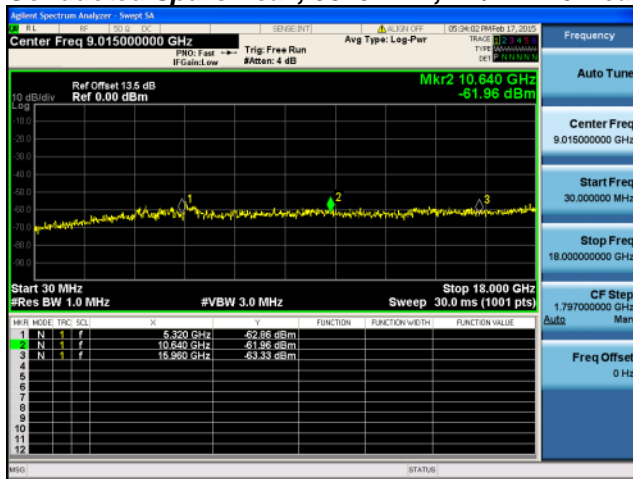
Antenna B



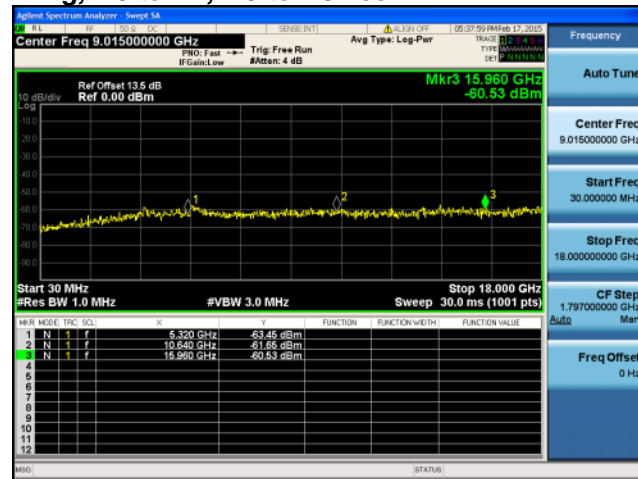
Antenna C



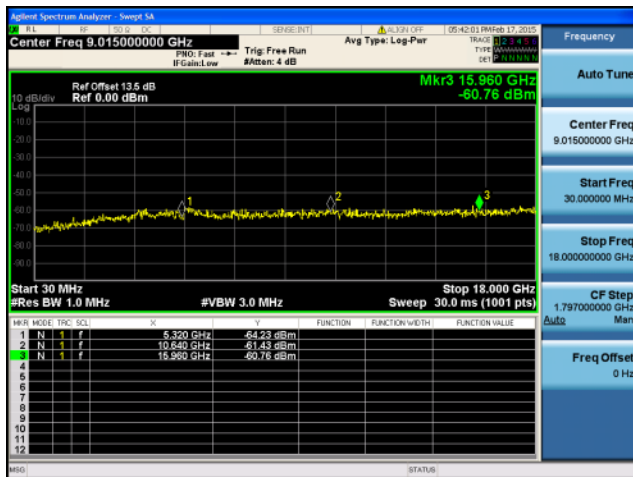
Conducted Spurs Peak, 5320 MHz, HT/VHT20 Beam Forming, M0 to M7, M0 to M9 1ss



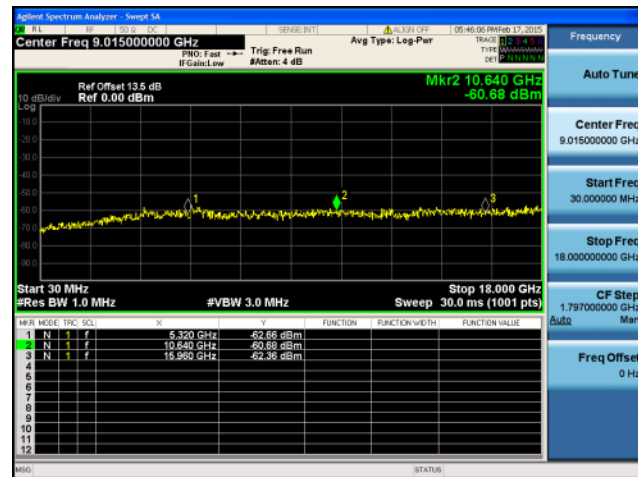
Antenna A



Antenna B



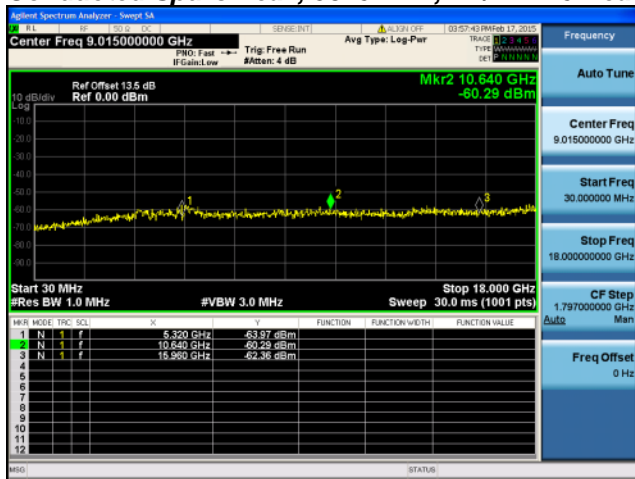
Antenna C



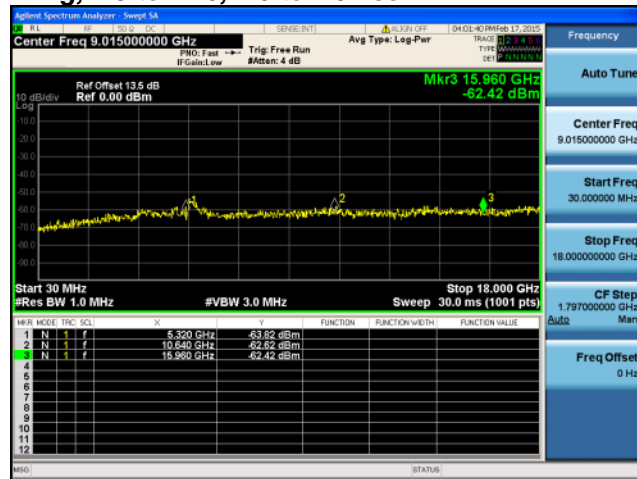
Antenna D



Conducted Spurs Peak, 5320 MHz, HT/VHT20 Beam Forming, M8 to M15, M0 to M9 2ss



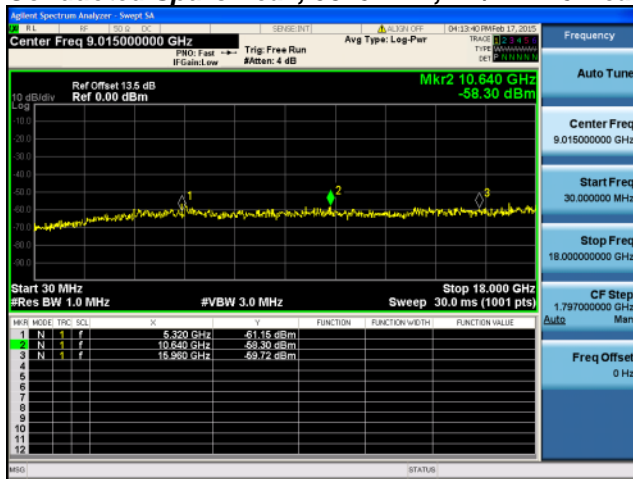
Antenna A



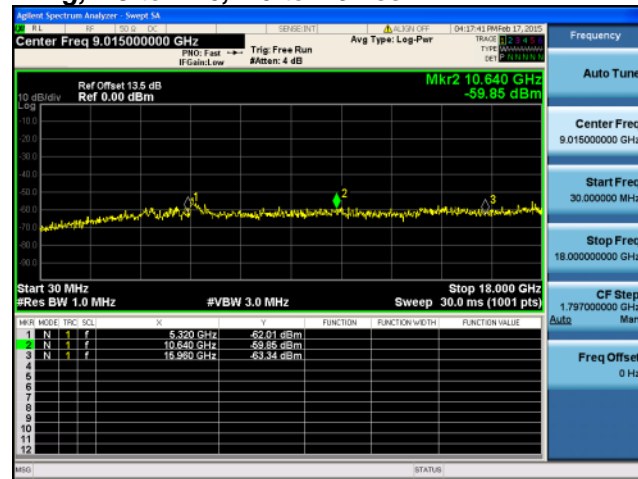
Antenna B



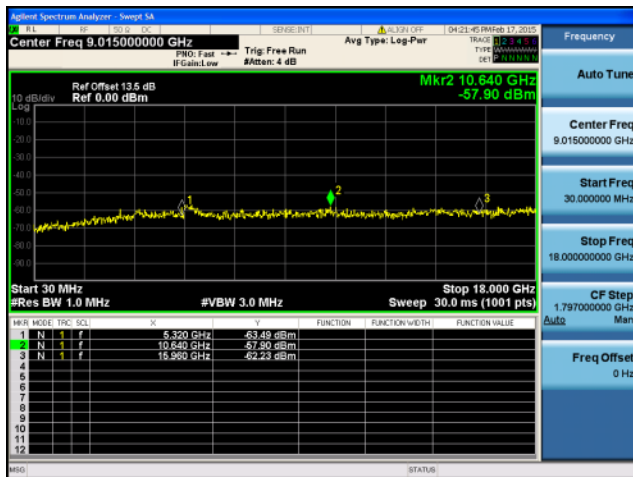
Conducted Spurs Peak, 5320 MHz, HT/VHT20 Beam Forming, M8 to M15, M0 to M9 2ss



Antenna A



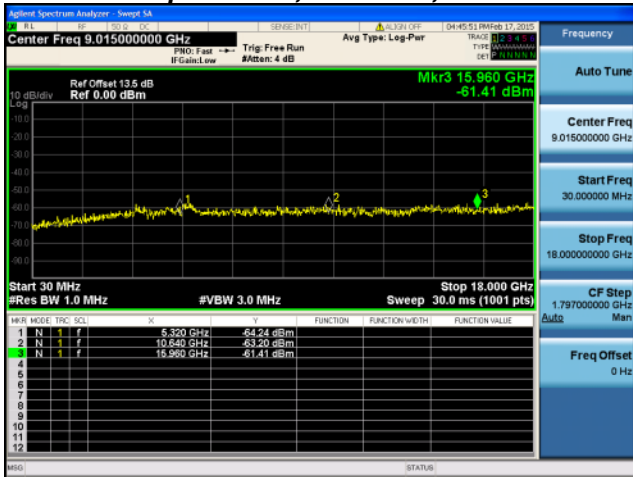
Antenna B



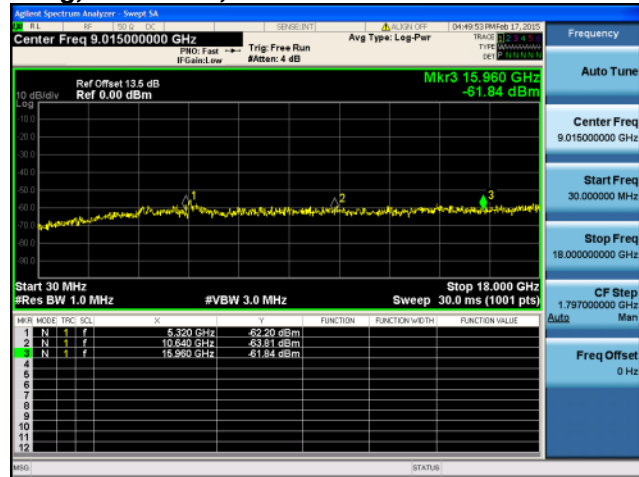
Antenna C



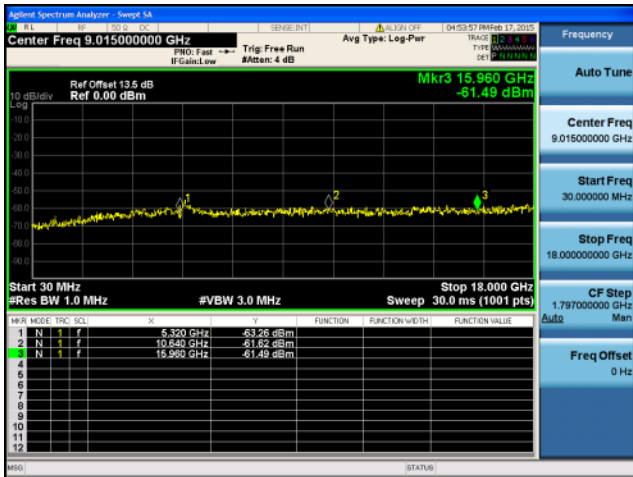
Conducted Spurs Peak, 5320 MHz, HT/VHT20 Beam Forming, M8 to M15, M0 to M9 2ss



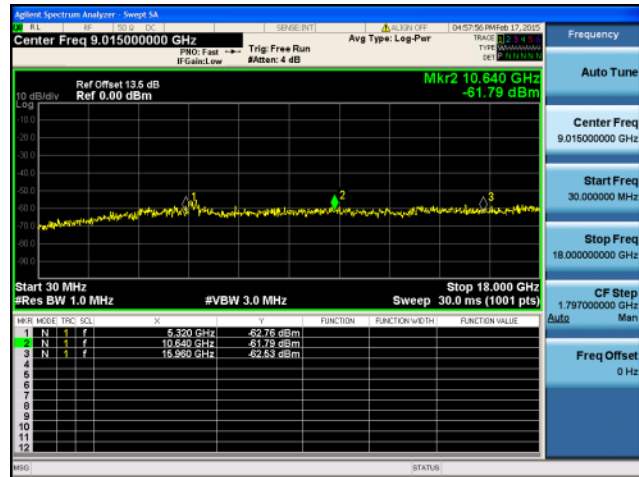
Antenna A



Antenna B



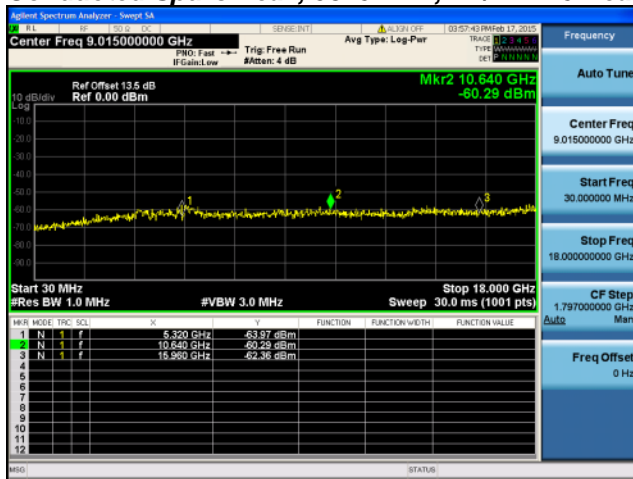
Antenna C



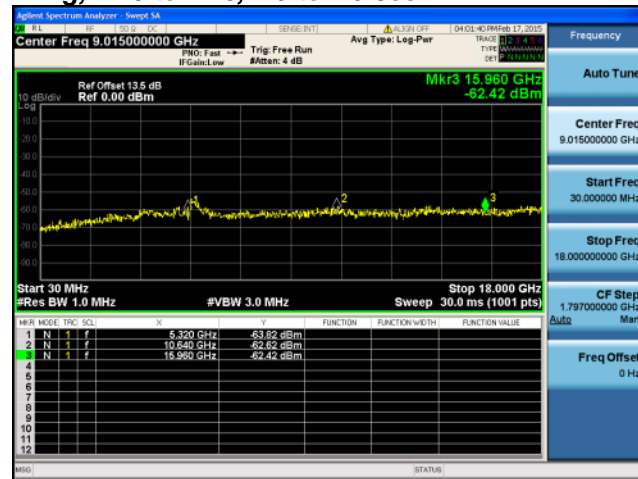
Antenna D



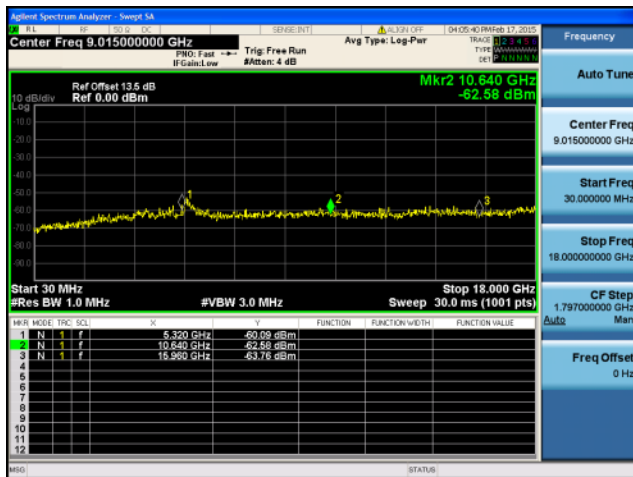
Conducted Spurs Peak, 5320 MHz, HT/VHT20 Beam Forming, M16 to M23, M0 to M9 3ss



Antenna A



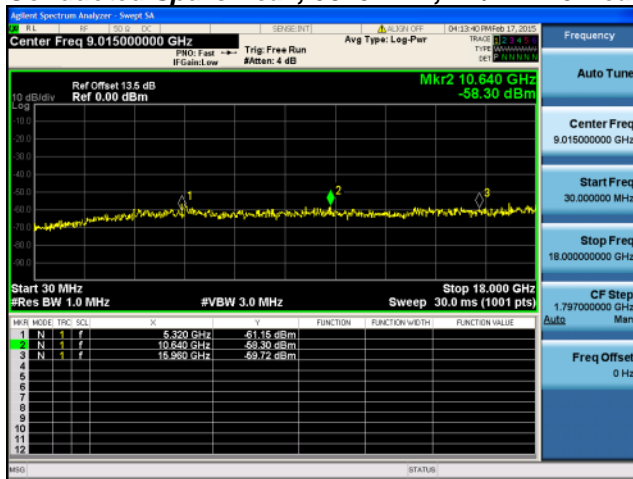
Antenna B



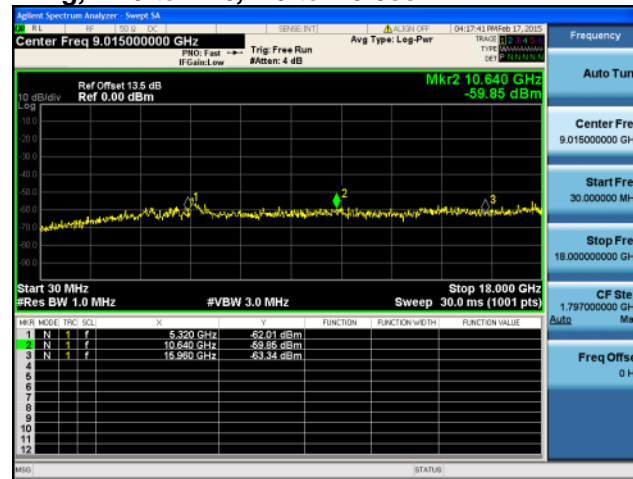
Antenna C



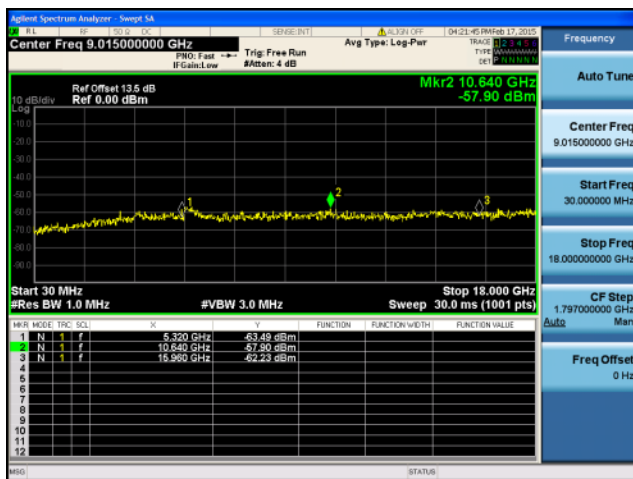
Conducted Spurs Peak, 5320 MHz, HT/VHT20 Beam Forming, M16 to M23, M0 to M9 3ss



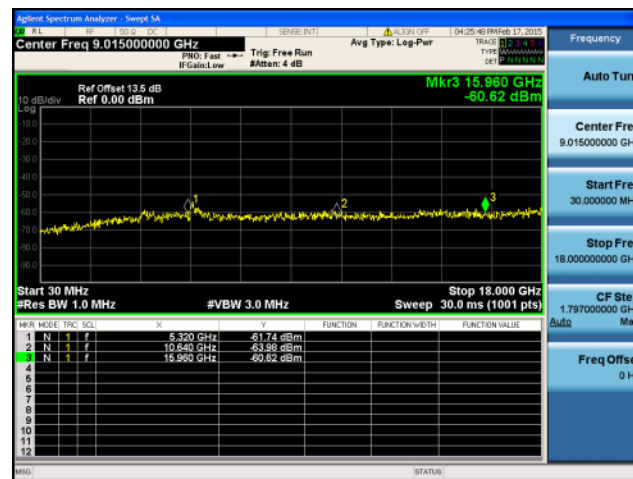
Antenna A



Antenna B



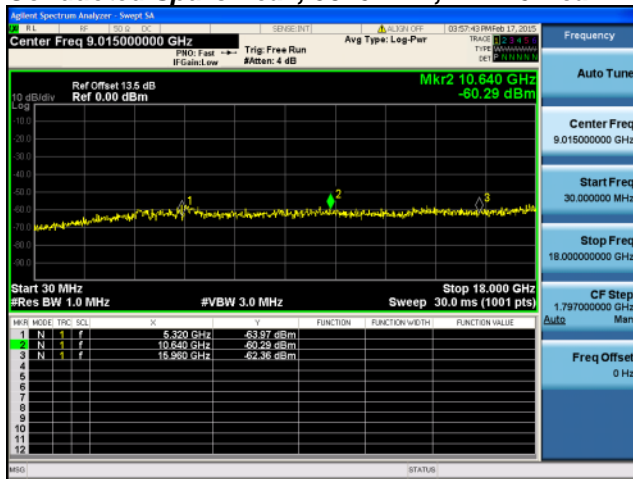
Antenna C



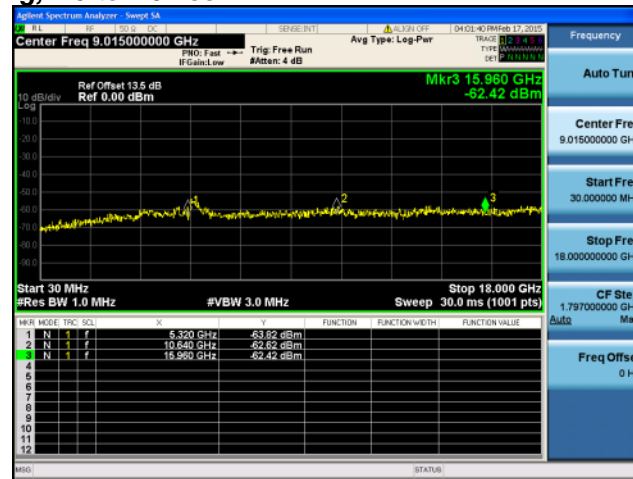
Antenna D



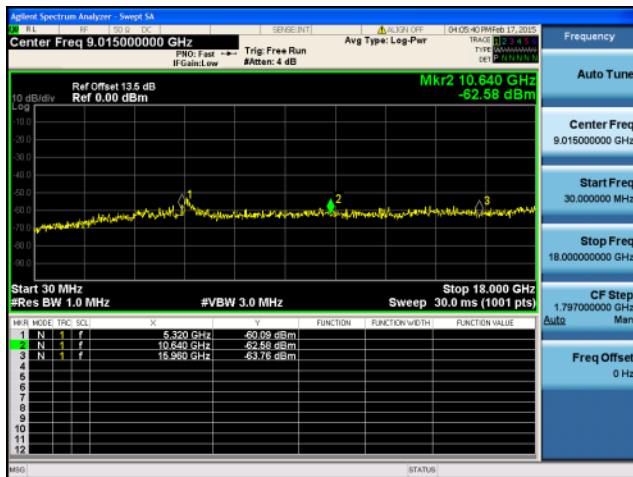
Conducted Spurs Peak, 5320 MHz, VHT20 Beam Forming, M0 to M9 4ss



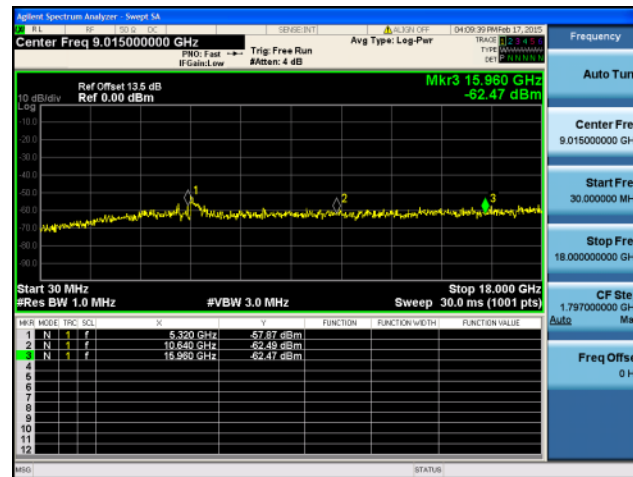
Antenna A



Antenna B



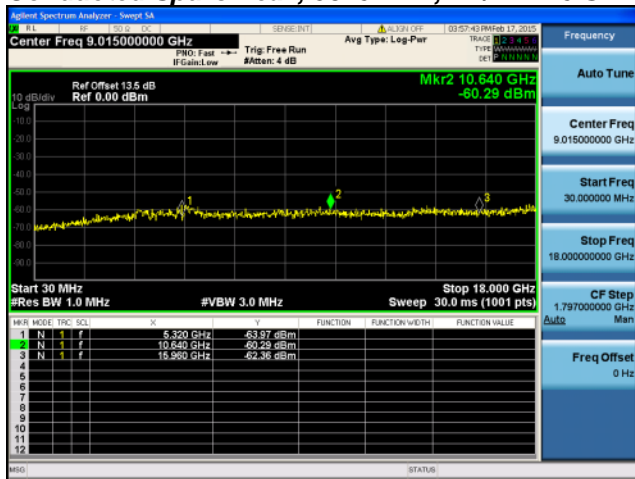
Antenna C



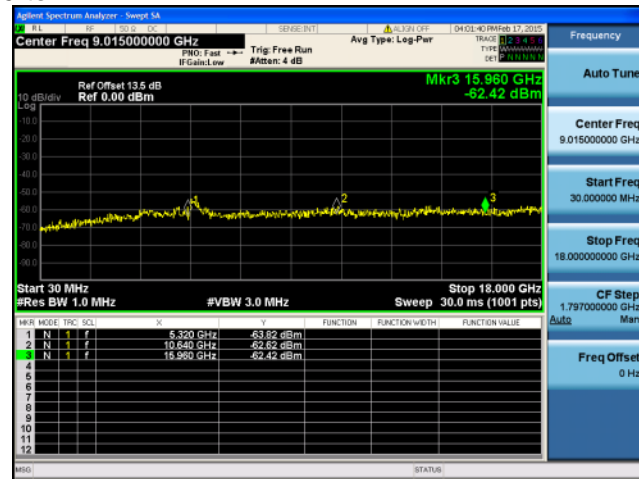
Antenna D



Conducted Spurs Peak, 5320 MHz, HT/VHT20 STBC, M0 to M7



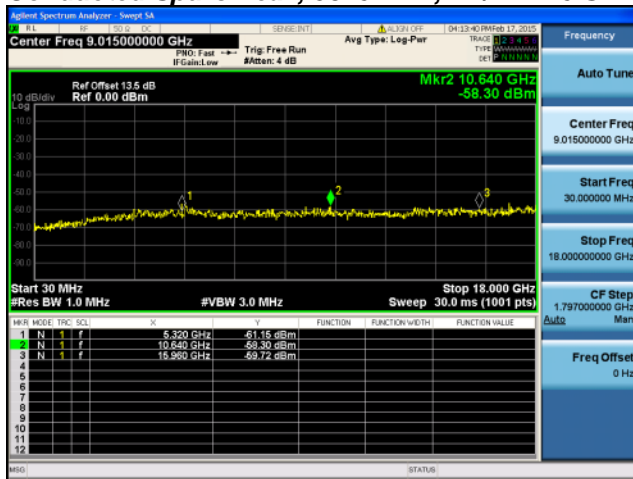
Antenna A



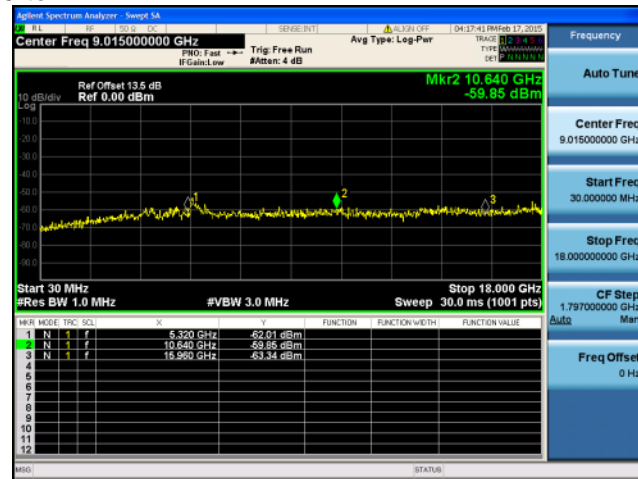
Antenna B



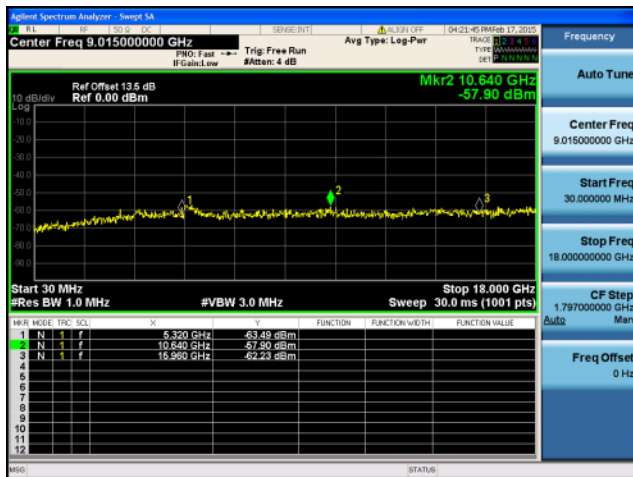
Conducted Spurs Peak, 5320 MHz, HT/VHT20 STBC, M0 to M7



Antenna A



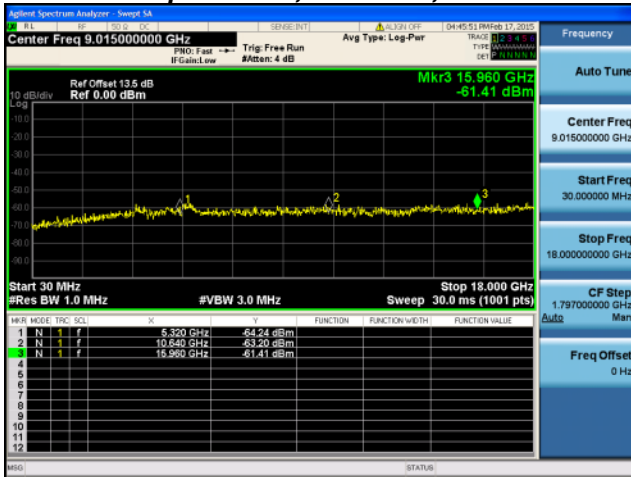
Antenna B



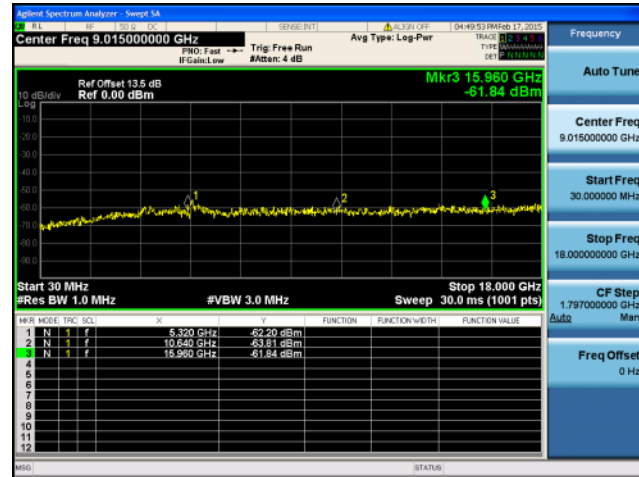
Antenna C



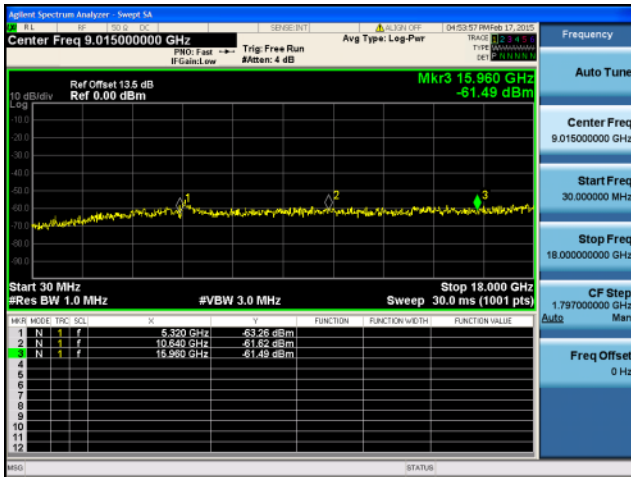
Conducted Spurs Peak, 5320 MHz, HT/VHT20 STBC, M0 to M7



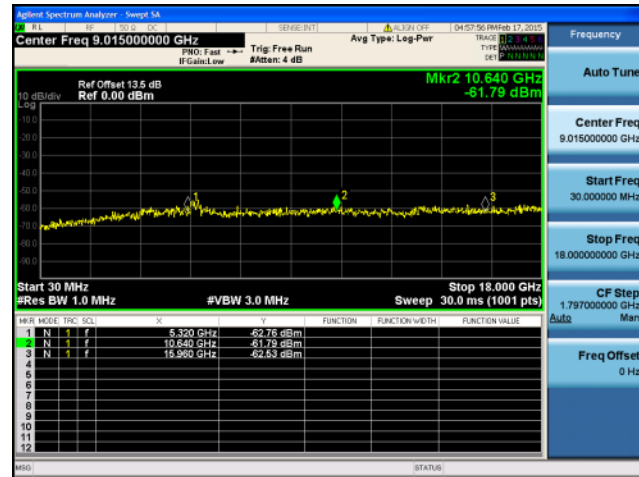
Antenna A



Antenna B



Antenna C



Antenna D



Conducted Bandedge

Radiated emissions which fall in the restricted bands, as defined in Section 15.205(a), must also comply with the radiated emission limits specified in Section 15.209(a) (see Section 15.205(c)).

Use the procedures in 789033 D02 General UNII Test Procedures New Rules v01 to substitute conducted measurements in place of radiated measurements.

Connect the antenna port(s) to the spectrum analyzer input. Place the radio in continuous transmit mode. Be sure to enter all losses between the transmitter output and the spectrum analyzer.

Reference Level:	10 dBm
Attenuation:	4 dB
Sweep Time:	Coupled
Resolution Bandwidth:	1MHz
Video Bandwidth:	100 Hz for average
Detector:	Peak

Save 2 plots: 1) Average Plot (Vertical and Horizontal), Limit= -41.25 dBm eirp (54dBuV @3m)
2) Peak plot (Vertical and Horizontal), Limit = -21.25 dBm eirp (74dBuV @3m)

Place a marker at the end of the restricted band closest to the transmit frequency to show compliance. Also measure any emissions in the restricted bands.

The "measure-and-sum technique" is used for measuring in-band transmit power of a device. In the measure-and-sum approach, the conducted emission level is measured at each antenna port. The measured results at the various antenna ports are then summed mathematically to determine the total emission level from the device. Summing is performed in linear power units.

This report represents the worst case data for all supported operating modes and antennas.



Conducted Bandedge-Average

Frequency (MHz)	Mode	Tx Paths	Correlated Antenna Gain (dBi)	Tx 1 Bandedge Level (dBm)	Tx 2 Bandedge Level (dBm)	Tx 3 Bandedge Level (dBm)	Tx 4 Bandedge Level (dBm)	Total Tx Bandedge Level (dBm)	Limit (dBm)	Margin (dB)
5290	Non HT80 Duplicate, 6 to 54 Mbps	1	6	-51.5				-45.5	-41.25	4.3
	Non HT80 Duplicate, 6 to 54 Mbps	2	6	-51.5	-49.4			-41.3	-41.25	0.1
	Non HT80 Duplicate, 6 to 54 Mbps	3	6	-53.6	-51.7	-53.9		-42.2	-41.25	0.9
	Non HT80 Duplicate, 6 to 54 Mbps	4	6	-56.3	-53.4	-55.4	-55.7	-43.0	-41.25	1.8
	VHT80, M0 to M9 1ss	1	6	-49.3				-43.3	-41.25	2.1
	VHT80, M0 to M9 1ss	2	6	-52.9	-51.3			-43.0	-41.25	1.8
	VHT80, M0 to M9 1ss	3	6	-54.1	-53.2	-52.7		-42.5	-41.25	1.3
	VHT80, M0 to M9 1ss	4	6	-54.1	-53.2	-52.7	-54.4	-41.5	-41.25	0.3
	VHT80, M0 to M9 2ss	2	6	-52.9	-51.3			-43.0	-41.25	1.8
	VHT80, M0 to M9 2ss	3	6	-54.1	-53.2	-52.7		-42.5	-41.25	1.3
	VHT80, M0 to M9 2ss	4	6	-54.1	-53.2	-52.7	-54.4	-41.5	-41.25	0.3
	VHT80, M0 to M9 3ss	3	6	-54.1	-53.2	-52.7		-42.5	-41.25	1.3
	VHT80, M0 to M9 3ss	4	6	-54.1	-53.2	-52.7	-54.4	-41.5	-41.25	0.3
	VHT80, M0 to M9 4ss	4	6	-54.1	-53.2	-52.7	-54.4	-41.5	-41.25	0.3
	VHT80 Beam Forming, M0 to M9 1ss	2	9	-54.1	-53.2			-41.6	-41.25	0.4
	VHT80 Beam Forming, M0 to M9 1ss	3	11	-57.6	-56.6	-56.6		-41.3	-41.25	0.1
	VHT80 Beam Forming, M0 to M9 1ss	4	12	-59.3	-61.0	-58.9	-59.2	-41.5	-41.25	0.3
	VHT80 Beam Forming, M0 to M9 2ss	2	6	-52.9	-51.3			-43.0	-41.25	1.8
	VHT80 Beam Forming, M0 to M9 2ss	3	8	-55.2	-54.9	-55.5		-42.6	-41.25	1.4
	VHT80 Beam Forming, M0 to M9 2ss	4	9	-57.6	-56.6	-56.6	-57.4	-42.0	-41.25	0.8
	VHT80 Beam Forming, M0 to M9 3ss	3	6	-54.1	-53.2	-52.7		-42.5	-41.25	1.3
	VHT80 Beam Forming, M0 to M9 3ss	4	7	-55.2	-54.9	-55.5	-55.6	-42.1	-41.25	0.8
	VHT80 Beam Forming, M0 to M9 4ss	4	6	-54.1	-53.2	-52.7	-54.4	-41.5	-41.25	0.3
	VHT80 STBC, M0 to M9 2ss	2	6	-52.9	-51.3			-43.0	-41.25	1.8
	VHT80 STBC, M0 to M9 2ss	3	6	-54.1	-53.2	-52.7		-42.5	-41.25	1.3
	VHT80 STBC, M0 to M9 2ss	4	6	-54.1	-53.2	-52.7	-54.4	-41.5	-41.25	0.3
5310	Non HT40 Duplicate, 6 to 54 Mbps	1	6	-52.1				-46.1	-41.25	4.9
	Non HT40 Duplicate, 6 to 54 Mbps	2	6	-52.1	-53.2			-43.6	-41.25	2.4
	Non HT40 Duplicate, 6 to 54 Mbps	3	6	-53.4	-54.6	-52.7		-42.7	-41.25	1.5
	Non HT40 Duplicate, 6 to 54 Mbps	4	6	-54.8	-55.0	-54.3	-54.7	-42.7	-41.25	1.4
	HT/VHT40, M0 to M7, M0 to M9 1ss	1	6	-53.0				-47.0	-41.25	5.8
	HT/VHT40, M0 to M7, M0 to M9 1ss	2	6	-53.0	-52.0			-43.5	-41.25	2.2



HT/VHT40, M0 to M7, M0 to M9 1ss	3	6	-54.5	-53.3	-53.8		-43.1	-41.25	1.8
HT/VHT40, M0 to M7, M0 to M9 1ss	4	6	-55.8	-56.4	-54.9	-55.6	-43.6	-41.25	2.4
HT/VHT40, M8 to M15, M0 to M9 2ss	2	6	-53.0	-52.0			-43.5	-41.25	2.2
HT/VHT40, M8 to M15, M0 to M9 2ss	3	6	-53.0	-52.0	-52.7		-41.8	-41.25	0.5
HT/VHT40, M8 to M15, M0 to M9 2ss	4	6	-54.5	-53.3	-53.8	-53.8	-41.8	-41.25	0.6
HT/VHT40, M16 to M23, M0 to M9 3ss	3	6	-53.0	-52.0	-52.7		-41.8	-41.25	0.5
HT/VHT40, M16 to M23, M0 to M9 3ss	4	6	-54.5	-53.3	-53.8	-53.8	-41.8	-41.25	0.6
VHT40, M0 to M9 4ss	4	6	-54.5	-53.3	-53.8	-53.8	-41.8	-41.25	0.6
HT/VHT40 Beam Forming, M0 to M7, M0 to M9 1ss	2	9	-54.5	-53.3			-41.8	-41.25	0.6
HT/VHT40 Beam Forming, M0 to M7, M0 to M9 1ss	3	11	-57.0	-58.2	-56.9		-41.8	-41.25	0.5
HT/VHT40 Beam Forming, M0 to M7, M0 to M9 1ss	4	12	-60.2	-61.3	-59.3	-59.8	-42.1	-41.25	0.8
HT/VHT40 Beam Forming, M8 to M15, M0 to M9 2ss	2	6	-53.0	-52.0			-43.5	-41.25	2.2
HT/VHT40 Beam Forming, M8 to M15, M0 to M9 2ss	3	8	-54.5	-53.3	-53.8		-41.3	-41.25	0.0
HT/VHT40 Beam Forming, M8 to M15, M0 to M9 2ss	4	9	-56.3	-57.1	-56.1	-56.1	-41.4	-41.25	0.1
HT/VHT40 Beam Forming, M16 to M23, M0 to M9 3ss	3	6	-53.0	-52.0	-52.7		-41.8	-41.25	0.5
HT/VHT40 Beam Forming, M16 to M23, M0 to M9 3ss	4	7	-55.3	-55.1	-54.3	-55.2	-41.7	-41.25	0.5
VHT40 Beam Forming, M0 to M9 4ss	4	6	-54.5	-53.3	-53.8	-53.8	-41.8	-41.25	0.6
HT/VHT40 STBC, M0 to M7	2	6	-53.0	-52.0			-43.5	-41.25	2.2
HT/VHT40 STBC, M0 to M7	3	6	-53.0	-52.0	-52.7		-41.8	-41.25	0.5
HT/VHT40 STBC, M0 to M7	4	6	-54.5	-53.3	-53.8	-53.8	-41.8	-41.25	0.6

6 to 54 Mbps	1	6	-55.0				-49.0	-41.25	7.8
6 to 54 Mbps	2	6	-55.0	-55.3			-46.1	-41.25	4.9
6 to 54 Mbps	3	6	-59.1	-60.4	-59.4		-48.8	-41.25	7.6
6 to 54 Mbps	4	6	-61.0	-61.4	-62.1	-62.3	-49.6	-41.25	8.4
6 to 54 Mbps Beam Forming	2	9	-55.0	-55.3			-43.1	-41.25	1.9
6 to 54 Mbps Beam Forming	3	11	-59.1	-60.4	-59.4		-44.0	-41.25	2.8
6 to 54 Mbps Beam Forming	4	12	-61.0	-61.4	-62.1	-62.3	-43.6	-41.25	2.4
HT/VHT20, M0 to M7, M0 to M9 1ss	1	6	-55.1				-49.1	-41.25	7.9
HT/VHT20, M0 to M7, M0 to M9 1ss	2	6	-55.1	-55.3			-46.2	-41.25	4.9
HT/VHT20, M0 to M7, M0 to M9 1ss	3	6	-58.6	-59.8	-58.8		-48.3	-41.25	7.0
HT/VHT20, M0 to M7, M0 to M9 1ss	4	6	-60.5	-61.2	-62.1	-62.2	-49.4	-41.25	8.2
HT/VHT20, M8 to M15, M0 to M9 2ss	2	6	-55.1	-55.3			-46.2	-41.25	4.9
HT/VHT20, M8 to M15, M0 to M9 2ss	3	6	-56.0	-56.1	-56.1		-45.3	-41.25	4.0
HT/VHT20, M8 to M15, M0 to M9 2ss	4	6	-57.8	-59.1	-57.6	-57.7	-46.0	-41.25	4.7
HT/VHT20, M16 to M23, M0 to M9 3ss	3	6	-55.1	-55.3	-54.8		-44.3	-41.25	3.0
HT/VHT20, M16 to M23, M0 to M9 3ss	4	6	-56.0	-56.1	-56.1	-56.1	-44.1	-41.25	2.8
VHT20, M0 to M9 4ss	4	6	-55.1	-55.3	-54.8	-54.4	-42.9	-41.25	1.6
HT/VHT20 Beam Forming, M0 to M7, M0 to M9 1ss	2	9	-55.1	-55.3			-43.2	-41.25	1.9
HT/VHT20 Beam Forming, M0 to M7, M0 to M9 1ss	3	11	-58.6	-59.8	-58.8		-43.5	-41.25	2.2
HT/VHT20 Beam Forming, M0 to M7, M0 to M9 1ss	4	12	-60.5	-61.2	-62.1	-62.2	-43.4	-41.25	2.2



HT/VHT20 Beam Forming, M8 to M15, M0 to M9 2ss	2	6	-55.1	-55.3			-46.2	-41.25	4.9
HT/VHT20 Beam Forming, M8 to M15, M0 to M9 2ss	3	8	-56.0	-56.1	-56.1		-43.5	-41.25	2.2
HT/VHT20 Beam Forming, M8 to M15, M0 to M9 2ss	4	9	-57.8	-59.1	-57.6	-57.7	-43.0	-41.25	1.7
HT/VHT20 Beam Forming, M16 to M23, M0 to M9 3ss	3	6	-55.1	-55.3	-54.8		-44.3	-41.25	3.0
HT/VHT20 Beam Forming, M16 to M23, M0 to M9 3ss	4	7	-56.0	-56.1	-56.1	-56.1	-42.9	-41.25	1.6
VHT20 Beam Forming, M0 to M9 4ss	4	6	-55.1	-55.3	-54.8	-54.4	-42.9	-41.25	1.6
HT/VHT20 STBC, M0 to M7	2	6	-55.1	-55.3			-46.2	-41.25	4.9
HT/VHT20 STBC, M0 to M7	3	6	-56.0	-56.1	-56.1		-45.3	-41.25	4.0
HT/VHT20 STBC, M0 to M7	4	6	-57.8	-59.1	-57.6	-57.7	-46.0	-41.25	4.7



Conducted Bandedge-Peak

Frequency (MHz)	Mode	Tx Paths	Correlated Antenna Gain (dBi)	Tx 1 Bandedge Level (dBm)	Tx 2 Bandedge Level (dBm)	Tx 3 Bandedge Level (dBm)	Tx 4 Bandedge Level (dBm)	Total Tx Bandedge Level (dBm)	Limit (dBm)	Margin (dB)
5290	Non HT80 Duplicate, 6 to 54 Mbps	1	6	-32.9				-26.9	-21.25	5.7
	Non HT80 Duplicate, 6 to 54 Mbps	2	6	-32.9	-32.8			-23.8	-21.25	2.6
	Non HT80 Duplicate, 6 to 54 Mbps	3	6	-38.0	-34.9	-35.8		-25.3	-21.25	4.0
	Non HT80 Duplicate, 6 to 54 Mbps	4	6	-37.1	-37.4	-36.0	-35.7	-24.5	-21.25	3.2
	VHT80, M0 to M9 1ss	1	6	-27.8				-21.8	-21.25	0.6
	VHT80, M0 to M9 1ss	2	6	-36.4	-35.9			-27.1	-21.25	5.9
	VHT80, M0 to M9 1ss	3	6	-38.8	-31.8	-33.1		-22.9	-21.25	1.7
	VHT80, M0 to M9 1ss	4	6	-38.8	-31.8	-33.1	-38.4	-22.5	-21.25	1.2
	VHT80, M0 to M9 2ss	2	6	-36.4	-35.9			-27.1	-21.25	5.9
	VHT80, M0 to M9 2ss	3	6	-38.8	-31.8	-33.1		-22.9	-21.25	1.7
	VHT80, M0 to M9 2ss	4	6	-38.8	-31.8	-33.1	-38.4	-22.5	-21.25	1.2
	VHT80, M0 to M9 3ss	3	6	-38.8	-31.8	-33.1		-22.9	-21.25	1.7
	VHT80, M0 to M9 3ss	4	6	-38.8	-31.8	-33.1	-38.4	-22.5	-21.25	1.2
	VHT80, M0 to M9 4ss	4	6	-38.8	-31.8	-33.1	-38.4	-22.5	-21.25	1.2
	VHT80 Beam Forming, M0 to M9 1ss	2	9	-38.8	-31.8			-22.0	-21.25	0.8
	VHT80 Beam Forming, M0 to M9 1ss	3	11	-36.0	-40.7	-38.4		-22.4	-21.25	1.1
	VHT80 Beam Forming, M0 to M9 1ss	4	12	-43.9	-42.4	-41.2	-39.7	-23.5	-21.25	2.3
	VHT80 Beam Forming, M0 to M9 2ss	2	6	-36.4	-35.9			-27.1	-21.25	5.9
	VHT80 Beam Forming, M0 to M9 2ss	3	8	-39.0	-35.7	-37.4		-24.6	-21.25	3.3
	VHT80 Beam Forming, M0 to M9 2ss	4	9	-39.0	-34.1	-36.0	-41.4	-21.8	-21.25	0.5
	VHT80 Beam Forming, M0 to M9 3ss	3	6	-38.8	-31.8	-33.1		-22.9	-21.25	1.7
	VHT80 Beam Forming, M0 to M9 3ss	4	7	-39.0	-35.7	-37.4	-33.1	-22.5	-21.25	1.3
	VHT80 Beam Forming, M0 to M9 4ss	4	6	-38.8	-31.8	-33.1	-38.4	-22.5	-21.25	1.2
	VHT80 STBC, M0 to M9 2ss	2	6	-36.4	-35.9			-27.1	-21.25	5.9
	VHT80 STBC, M0 to M9 2ss	3	6	-38.8	-31.8	-33.1		-22.9	-21.25	1.7
	VHT80 STBC, M0 to M9 2ss	4	6	-38.8	-31.8	-33.1	-38.4	-22.5	-21.25	1.2
5310	Non HT40 Duplicate, 6 to 54 Mbps	1	6	-37.2				-31.2	-21.25	10.0
	Non HT40 Duplicate, 6 to 54 Mbps	2	6	-37.2	-40.5			-29.5	-21.25	8.3
	Non HT40 Duplicate, 6 to 54 Mbps	3	6	-39.8	-42.8	-37.6		-28.8	-21.25	7.6
	Non HT40 Duplicate, 6 to 54 Mbps	4	6	-41.5	-37.9	-44.1	-43.2	-29.0	-21.25	7.7
	HT/VHT40, M0 to M7, M0 to M9 1ss	1	6	-37.5				-31.5	-21.25	10.3
	HT/VHT40, M0 to M7, M0 to M9 1ss	2	6	-37.5	-40.3			-29.7	-21.25	8.4



HT/VHT40, M0 to M7, M0 to M9 1ss	3	6	-37.2	-39.3	-40.6		-28.0	-21.25	6.8
HT/VHT40, M0 to M7, M0 to M9 1ss	4	6	-37.8	-43.8	-39.4	-38.8	-27.4	-21.25	6.2
HT/VHT40, M8 to M15, M0 to M9 2ss	2	6	-37.5	-40.3			-29.7	-21.25	8.4
HT/VHT40, M8 to M15, M0 to M9 2ss	3	6	-37.5	-40.3	-36.8		-27.2	-21.25	5.9
HT/VHT40, M8 to M15, M0 to M9 2ss	4	6	-37.2	-39.3	-40.6	-39.4	-26.9	-21.25	5.7
HT/VHT40, M16 to M23, M0 to M9 3ss	3	6	-37.5	-40.3	-36.8		-27.2	-21.25	5.9
HT/VHT40, M16 to M23, M0 to M9 3ss	4	6	-37.2	-39.3	-40.6	-39.4	-26.9	-21.25	5.7
VHT40, M0 to M9 4ss	4	6	-37.2	-39.3	-40.6	-39.4	-26.9	-21.25	5.7
HT/VHT40 Beam Forming, M0 to M7, M0 to M9 1ss	2	9	-37.2	-39.3			-26.1	-21.25	4.9
HT/VHT40 Beam Forming, M0 to M7, M0 to M9 1ss	3	11	-41.3	-44.7	-44.7		-27.7	-21.25	6.4
HT/VHT40 Beam Forming, M0 to M7, M0 to M9 1ss	4	12	-46.2	-47.4	-44.7	-44.9	-27.6	-21.25	6.4
HT/VHT40 Beam Forming, M8 to M15, M0 to M9 2ss	2	6	-37.5	-40.3			-29.7	-21.25	8.4
HT/VHT40 Beam Forming, M8 to M15, M0 to M9 2ss	3	8	-37.2	-39.3	-40.6		-26.2	-21.25	5.0
HT/VHT40 Beam Forming, M8 to M15, M0 to M9 2ss	4	9	-41.4	-43.6	-42.9	-37.5	-25.6	-21.25	4.4
HT/VHT40 Beam Forming, M16 to M23, M0 to M9 3ss	3	6	-37.5	-40.3	-36.8		-27.2	-21.25	5.9
HT/VHT40 Beam Forming, M16 to M23, M0 to M9 3ss	4	7	-41.7	-44.1	-36.4	-41.8	-26.8	-21.25	5.5
VHT40 Beam Forming, M0 to M9 4ss	4	6	-37.2	-39.3	-40.6	-39.4	-26.9	-21.25	5.7
HT/VHT40 STBC, M0 to M7	2	6	-37.5	-40.3			-29.7	-21.25	8.4
HT/VHT40 STBC, M0 to M7	3	6	-37.5	-40.3	-36.8		-27.2	-21.25	5.9
HT/VHT40 STBC, M0 to M7	4	6	-37.2	-39.3	-40.6	-39.4	-26.9	-21.25	5.7

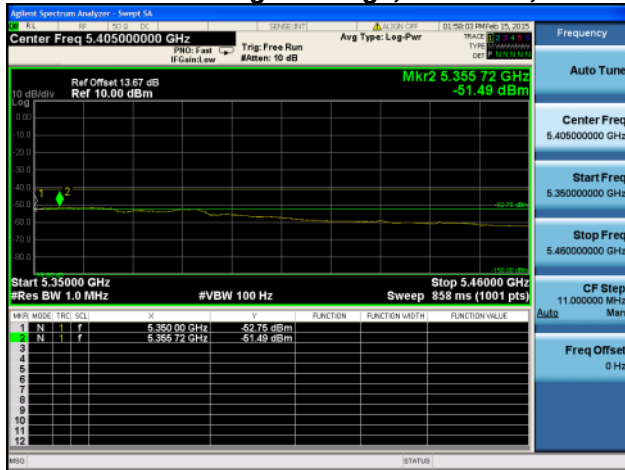
5320	6 to 54 Mbps	1	6	-39.9				-33.9	-21.25	12.7
6 to 54 Mbps	2	6	-39.9	-35.3			-28.0	-21.25	6.8	
6 to 54 Mbps	3	6	-37.8	-48.8	-37.7		-28.6	-21.25	7.3	
6 to 54 Mbps	4	6	-40.4	-40.1	-46.1	-42.7	-29.7	-21.25	8.5	
6 to 54 Mbps Beam Forming	2	9	-39.9	-35.3			-25.0	-21.25	3.8	
6 to 54 Mbps Beam Forming	3	11	-37.8	-48.8	-37.7		-23.8	-21.25	2.5	
6 to 54 Mbps Beam Forming	4	12	-40.4	-40.1	-46.1	-42.7	-23.7	-21.25	2.5	
HT/VHT20, M0 to M7, M0 to M9 1ss	1	6	-40.1				-34.1	-21.25	12.9	
HT/VHT20, M0 to M7, M0 to M9 1ss	2	6	-40.1	-37.3			-29.5	-21.25	8.2	
HT/VHT20, M0 to M7, M0 to M9 1ss	3	6	-42.7	-44.3	-42.7		-32.4	-21.25	11.1	
HT/VHT20, M0 to M7, M0 to M9 1ss	4	6	-38.3	-44.3	-46.4	-46.3	-30.4	-21.25	9.1	
HT/VHT20, M8 to M15, M0 to M9 2ss	2	6	-40.1	-37.3			-29.5	-21.25	8.2	
HT/VHT20, M8 to M15, M0 to M9 2ss	3	6	-42.9	-38.7	-38.3		-28.8	-21.25	7.5	
HT/VHT20, M8 to M15, M0 to M9 2ss	4	6	-40.8	-42.0	-42.9	-38.8	-28.8	-21.25	7.6	
HT/VHT20, M16 to M23, M0 to M9 3ss	3	6	-40.1	-37.3	-34.7		-26.1	-21.25	4.8	
HT/VHT20, M16 to M23, M0 to M9 3ss	4	6	-42.9	-38.7	-38.3	-39.0	-27.4	-21.25	6.1	
VHT20, M0 to M9 4ss	4	6	-40.1	-37.3	-34.7	-42.6	-25.7	-21.25	4.4	
HT/VHT20 Beam Forming, M0 to M7, M0 to M9 1ss	2	9	-40.1	-37.3			-26.5	-21.25	5.2	
HT/VHT20 Beam Forming, M0 to M7, M0 to M9 1ss	3	11	-42.7	-44.3	-42.7		-27.6	-21.25	6.3	
HT/VHT20 Beam Forming, M0 to M7, M0 to M9 1ss	4	12	-38.3	-44.3	-46.4	-46.3	-24.4	-21.25	3.1	



HT/VHT20 Beam Forming, M8 to M15, M0 to M9 2ss	2	6	-40.1	-37.3			-29.5	-21.25	8.2
HT/VHT20 Beam Forming, M8 to M15, M0 to M9 2ss	3	8	-42.9	-38.7	-38.3		-27.0	-21.25	5.7
HT/VHT20 Beam Forming, M8 to M15, M0 to M9 2ss	4	9	-40.8	-42.0	-42.9	-38.8	-25.8	-21.25	4.6
HT/VHT20 Beam Forming, M16 to M23, M0 to M9 3ss	3	6	-40.1	-37.3	-34.7		-26.1	-21.25	4.8
HT/VHT20 Beam Forming, M16 to M23, M0 to M9 3ss	4	7	-42.9	-38.7	-38.3	-39.0	-26.2	-21.25	4.9
VHT20 Beam Forming, M0 to M9 4ss	4	6	-40.1	-37.3	-34.7	-42.6	-25.7	-21.25	4.4
HT/VHT20 STBC, M0 to M7	2	6	-40.1	-37.3			-29.5	-21.25	8.2
HT/VHT20 STBC, M0 to M7	3	6	-42.9	-38.7	-38.3		-28.8	-21.25	7.5
HT/VHT20 STBC, M0 to M7	4	6	-40.8	-42.0	-42.9	-38.8	-28.8	-21.25	7.6



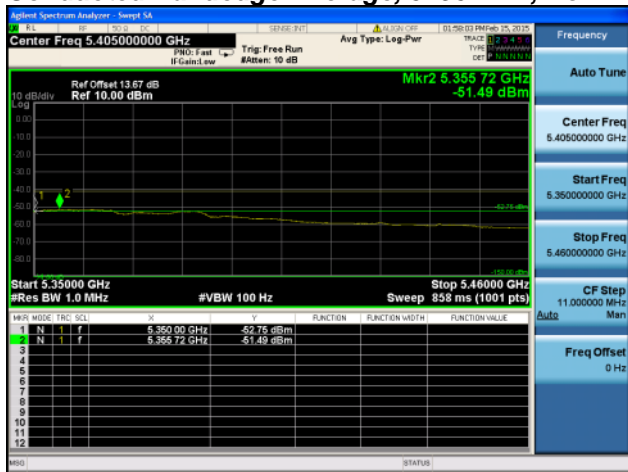
Conducted Bandedge Average, 5290 MHz, Non HT80 Duplicate, 6 to 54 Mbps



Antenna A



Conducted Bandedge Average, 5290 MHz, Non HT80 Duplicate, 6 to 54 Mbps



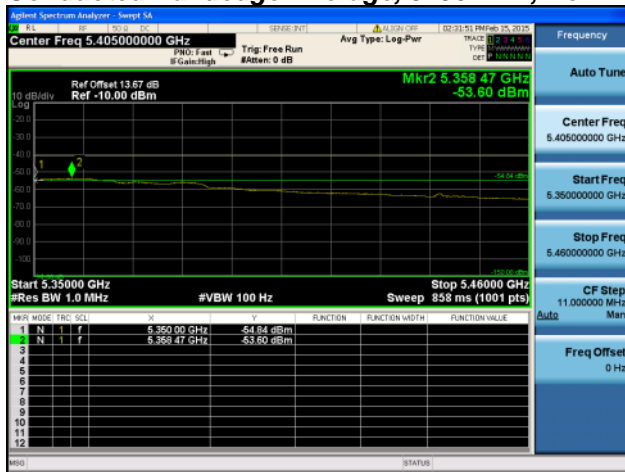
Antenna A



Antenna B



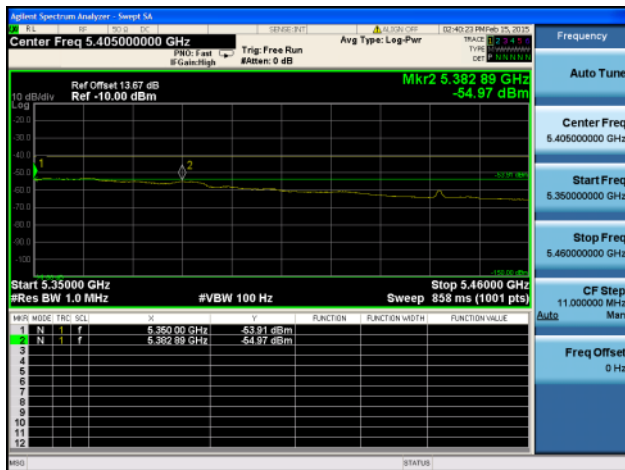
Conducted Bandedge Average, 5290 MHz, Non HT80 Duplicate, 6 to 54 Mbps



Antenna A



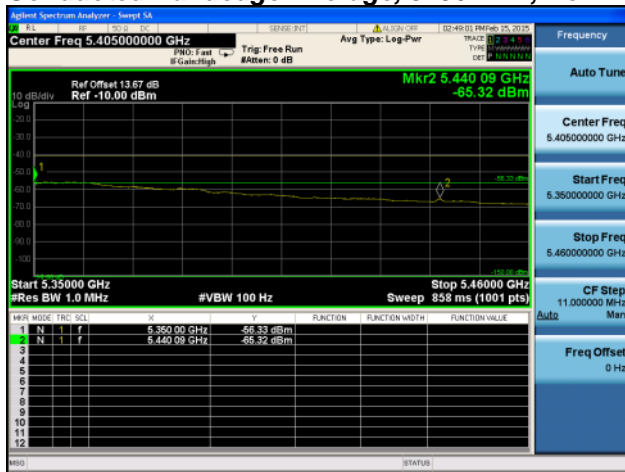
Antenna B



Antenna C



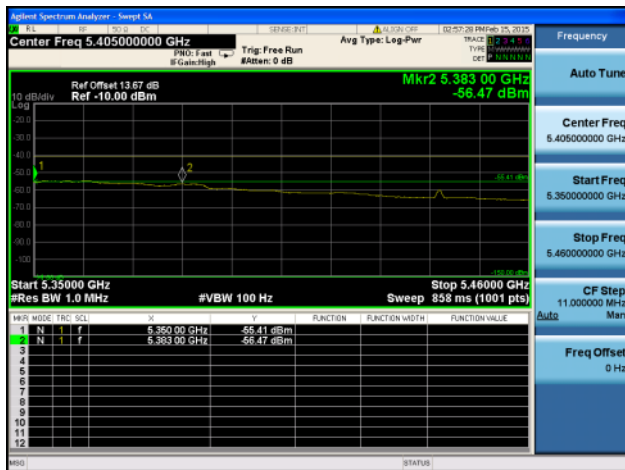
Conducted Bandedge Average, 5290 MHz, Non HT80 Duplicate, 6 to 54 Mbps



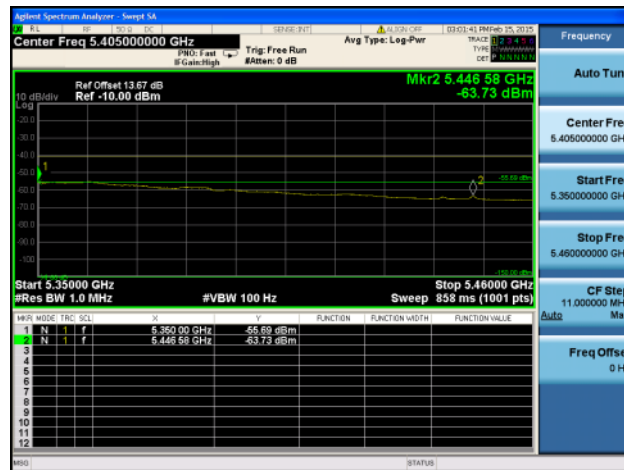
Antenna A



Antenna B



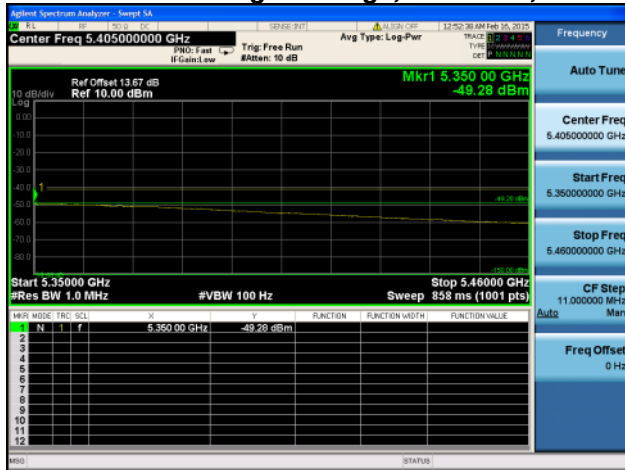
Antenna C



Antenna D



Conducted Bandedge Average, 5290 MHz, VHT80, M0 to M9 1ss



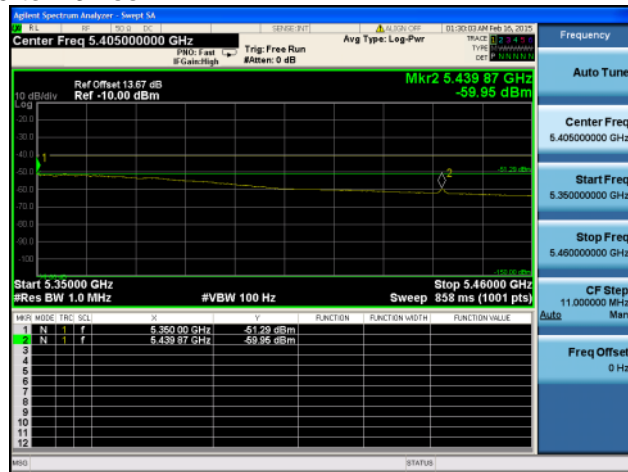
Antenna A



Conducted Bandedge Average, 5290 MHz, VHT80, M0 to M9 1ss



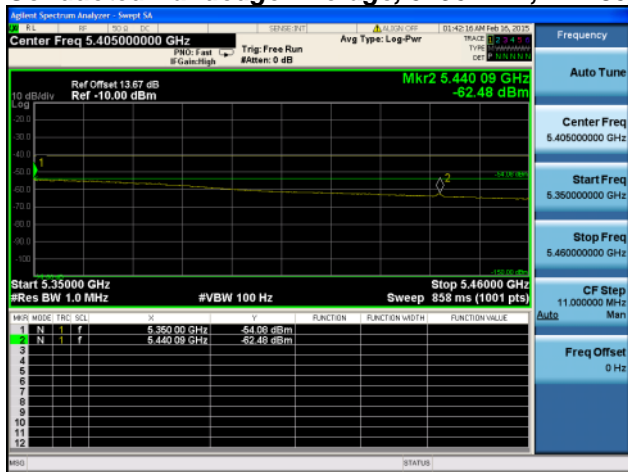
Antenna A



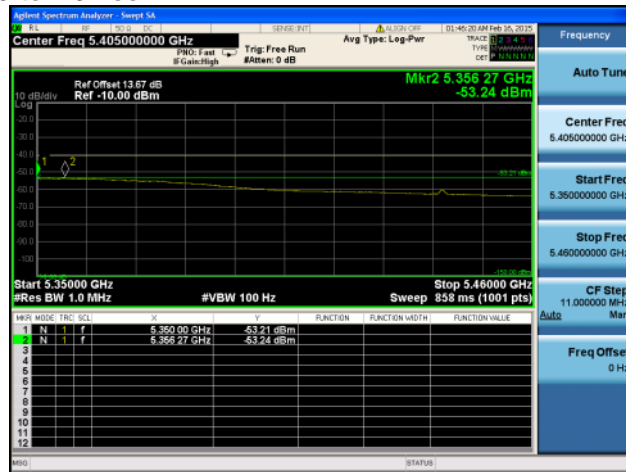
Antenna B



Conducted Bandedge Average, 5290 MHz, VHT80, M0 to M9 1ss



Antenna A



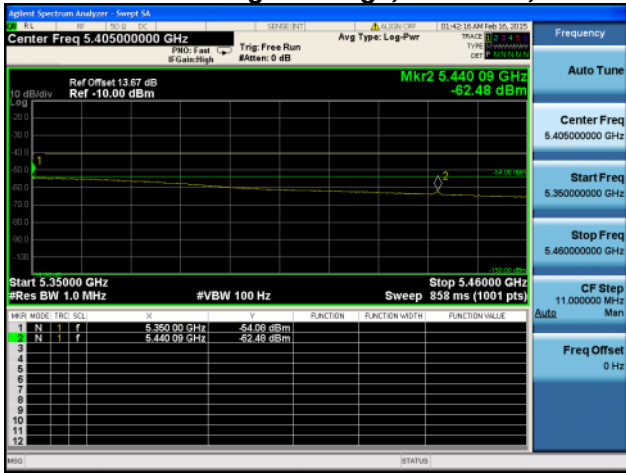
Antenna B



Antenna C

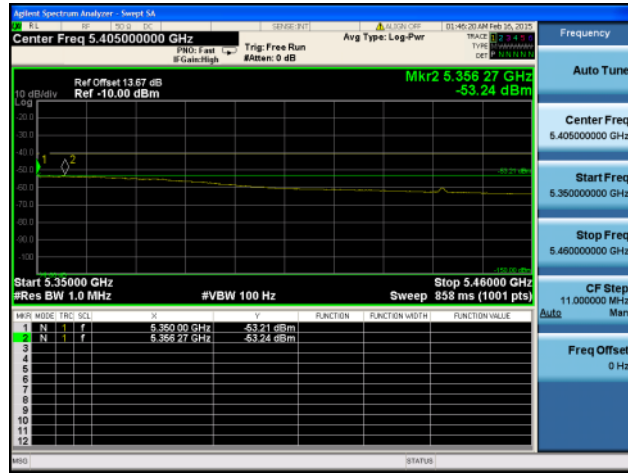


Conducted Bandedge Average, 5290 MHz, VHT80, M0 to M9 1ss

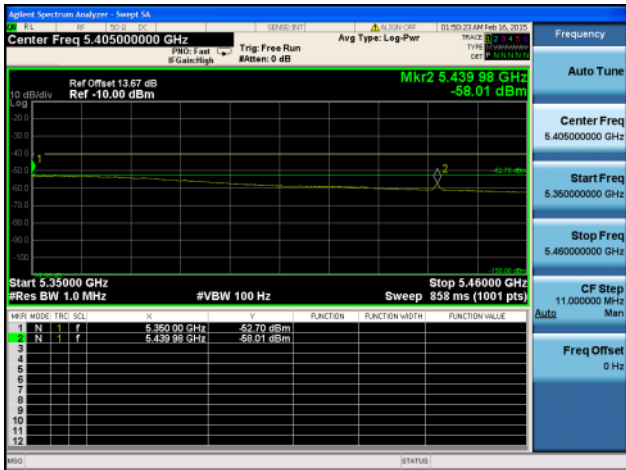


Antenna A

Antenna B

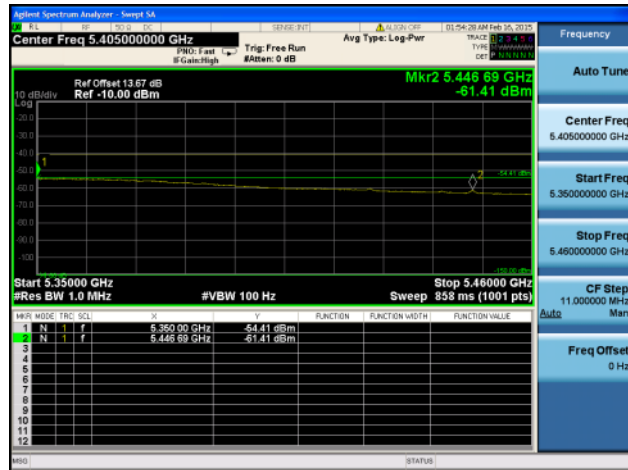


Antenna B



Antenna C

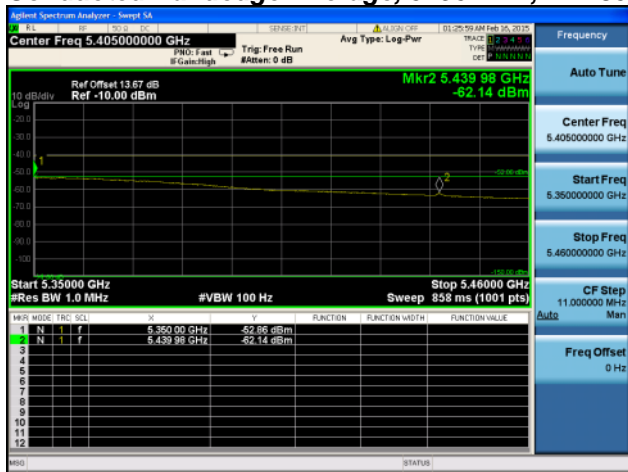
Antenna D



Antenna D



Conducted Bandedge Average, 5290 MHz, VHT80, M0 to M9 2ss



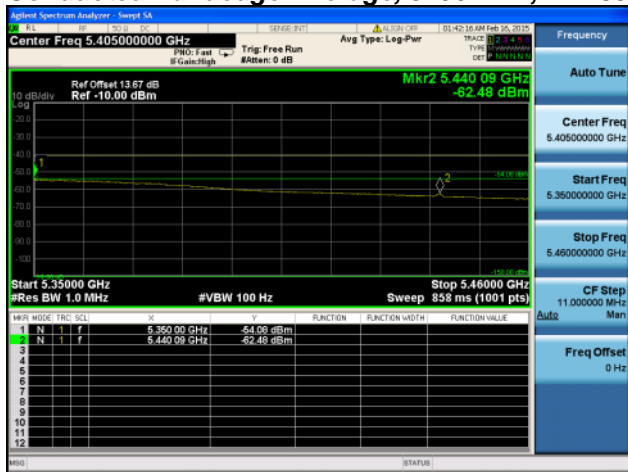
Antenna A



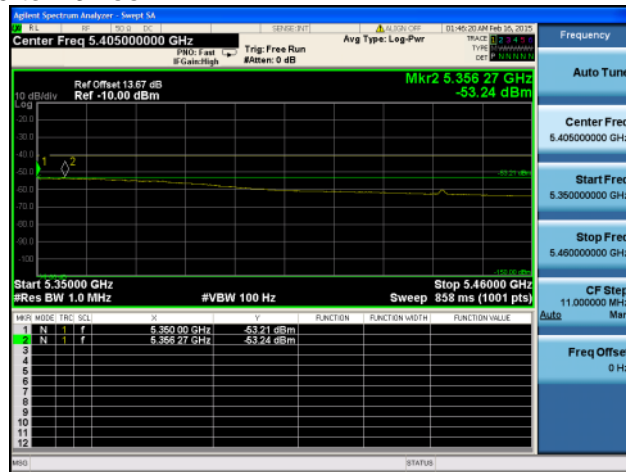
Antenna B



Conducted Bandedge Average, 5290 MHz, VHT80, M0 to M9 2ss



Antenna A



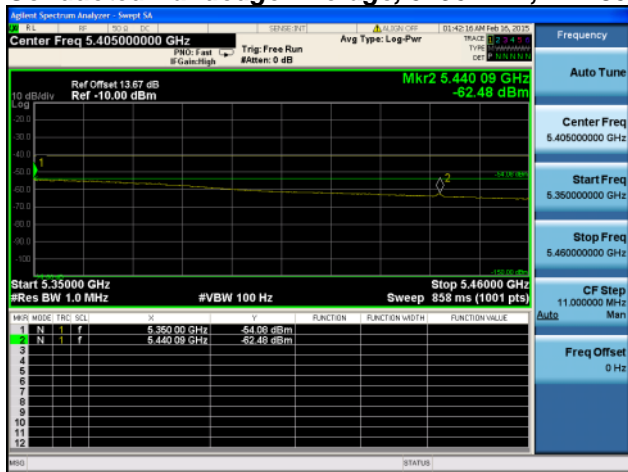
Antenna B



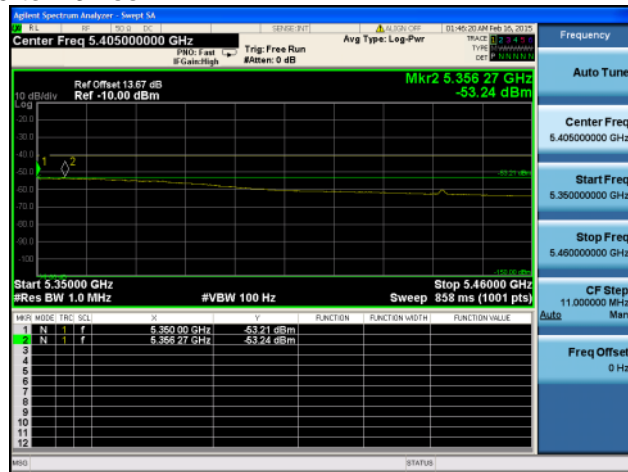
Antenna C



Conducted Bandedge Average, 5290 MHz, VHT80, M0 to M9 2ss



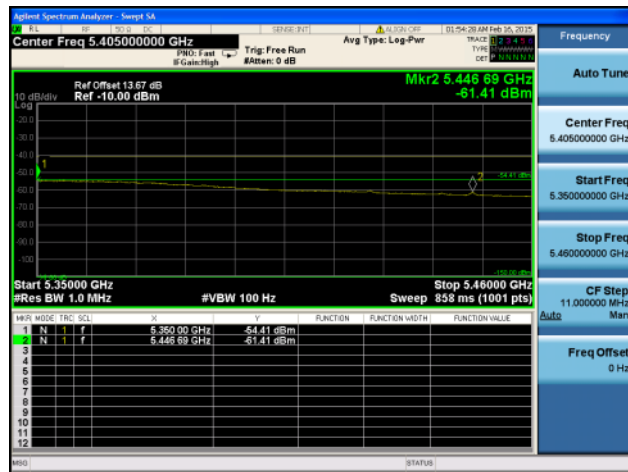
Antenna A



Antenna B



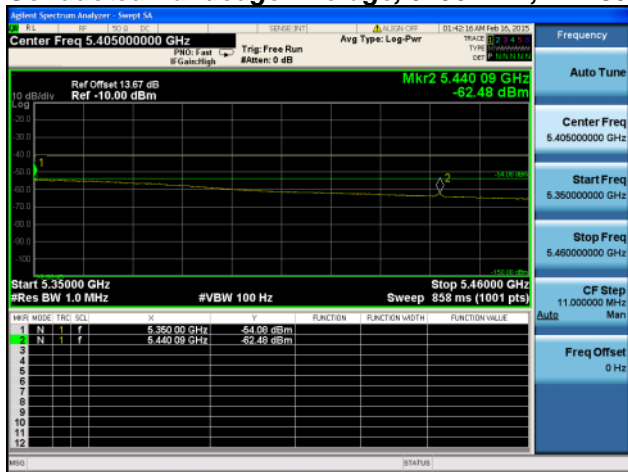
Antenna C



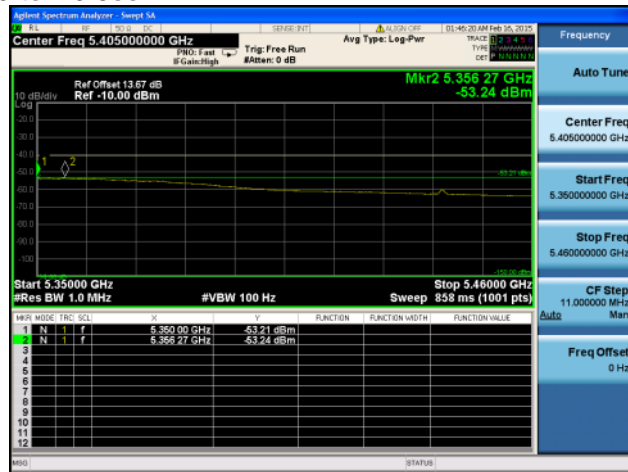
Antenna D



Conducted Bandedge Average, 5290 MHz, VHT80, M0 to M9 3ss



Antenna A



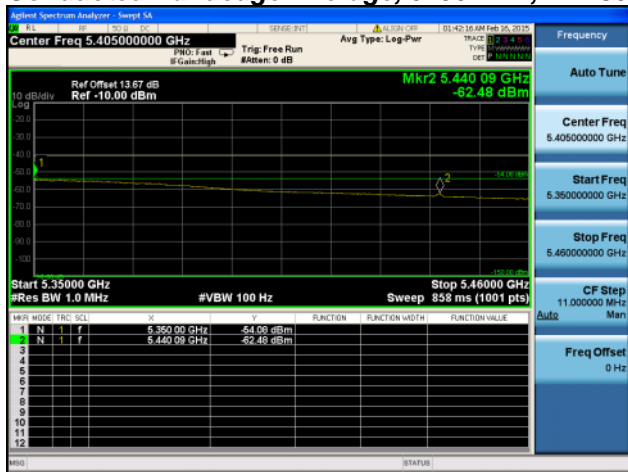
Antenna B



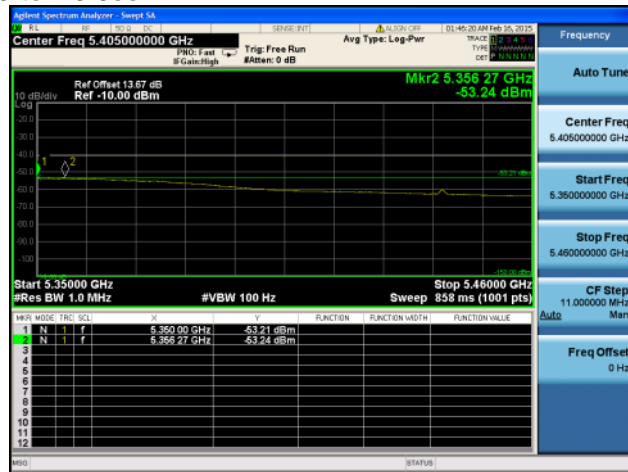
Antenna C



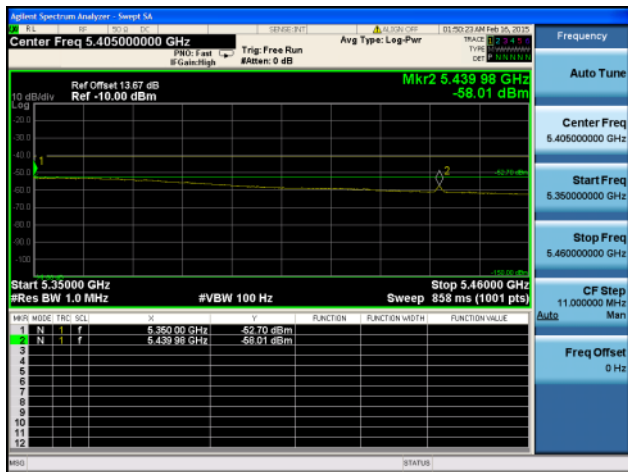
Conducted Bandedge Average, 5290 MHz, VHT80, M0 to M9 3ss



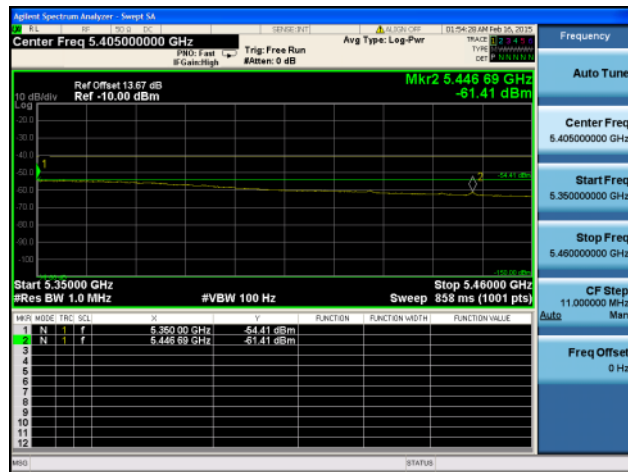
Antenna A



Antenna B



Antenna C



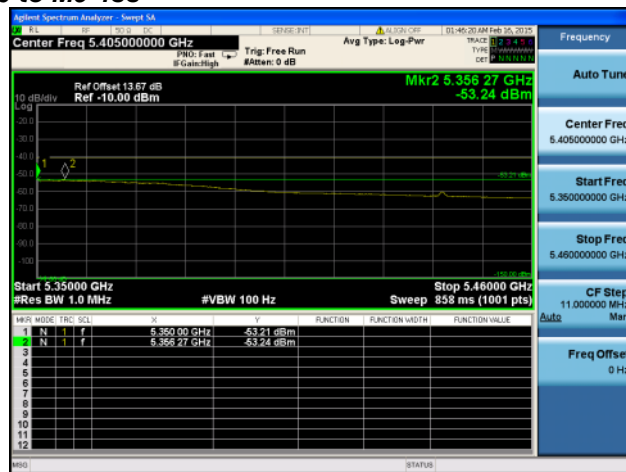
Antenna D



Conducted Bandedge Average, 5290 MHz, VHT80, M0 to M9 4ss



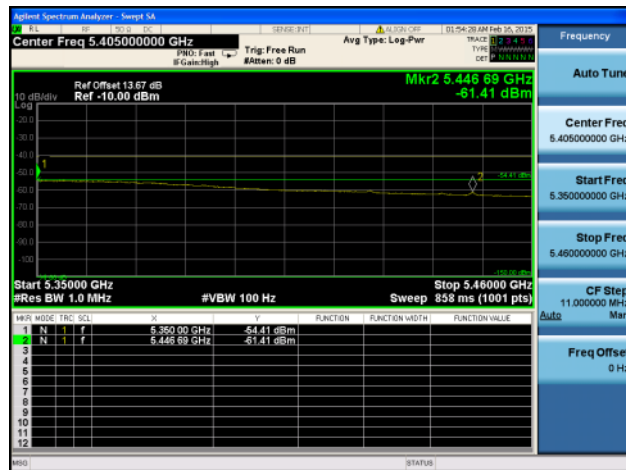
Antenna A



Antenna B



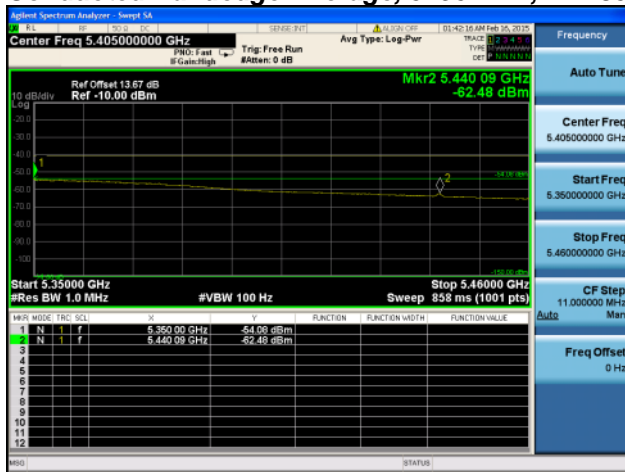
Antenna C



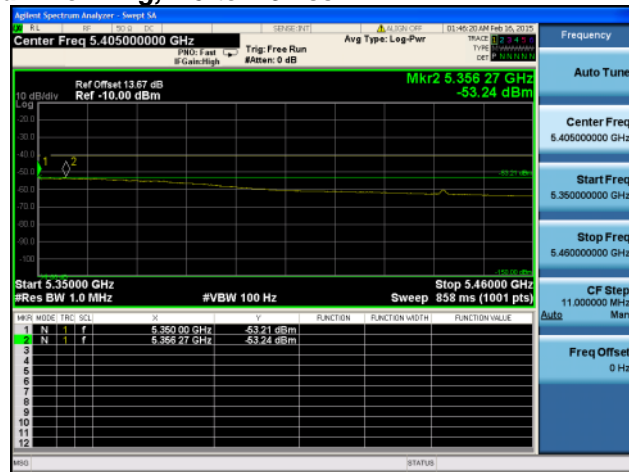
Antenna D



Conducted Bandedge Average, 5290 MHz, VHT80 Beam Forming, M0 to M9 1ss



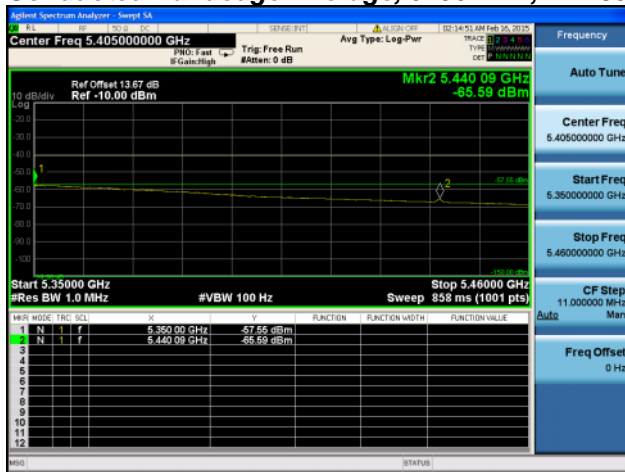
Antenna A



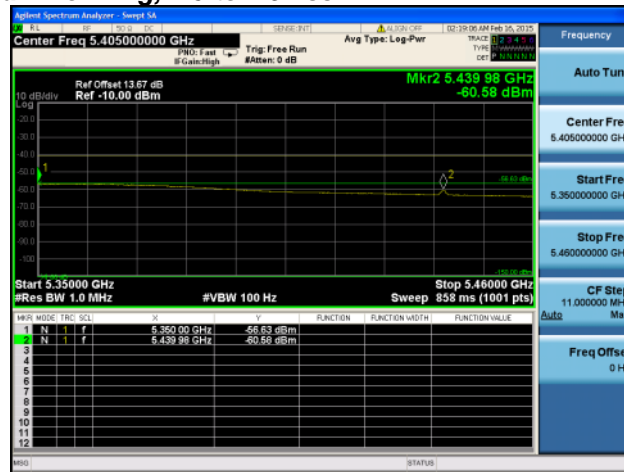
Antenna B



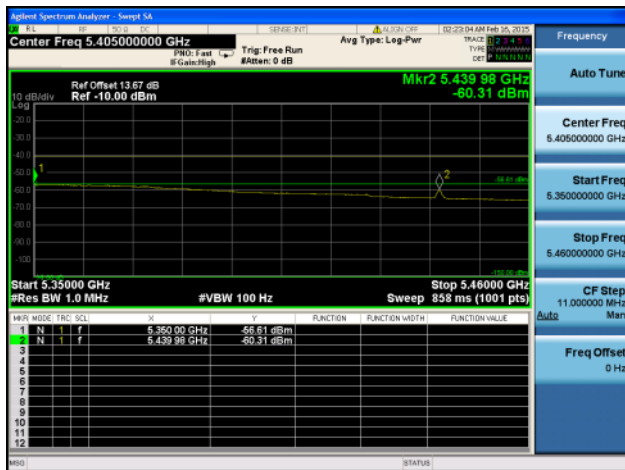
Conducted Bandedge Average, 5290 MHz, VHT80 Beam Forming, M0 to M9 1ss



Antenna A



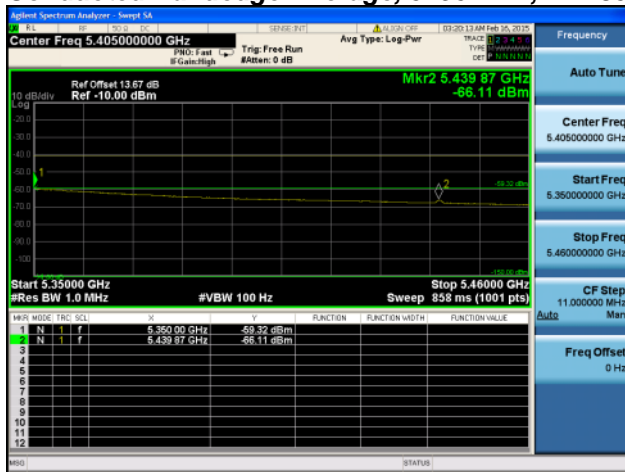
Antenna B



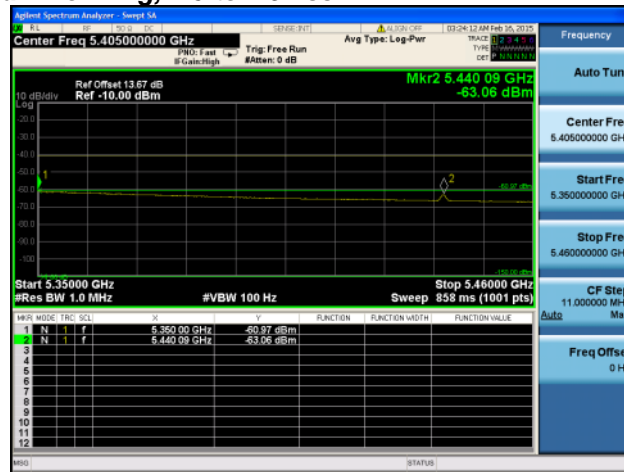
Antenna C



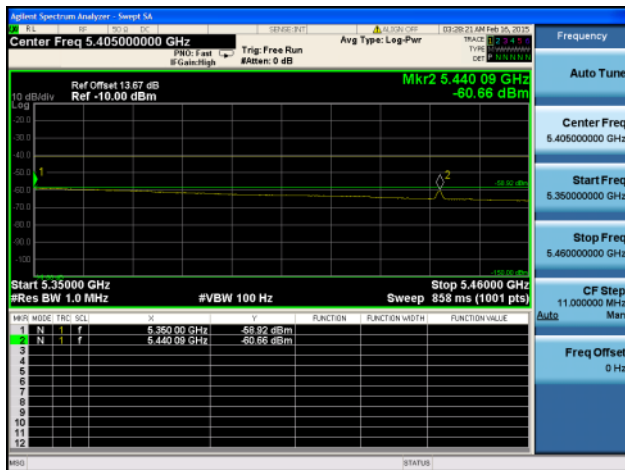
Conducted Bandedge Average, 5290 MHz, VHT80 Beam Forming, M0 to M9 1ss



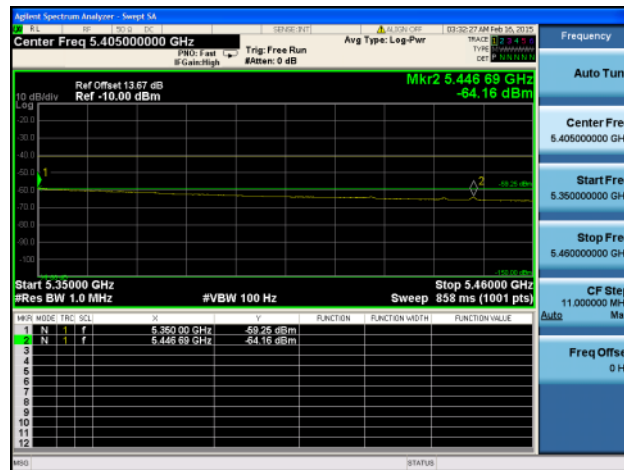
Antenna A



Antenna B



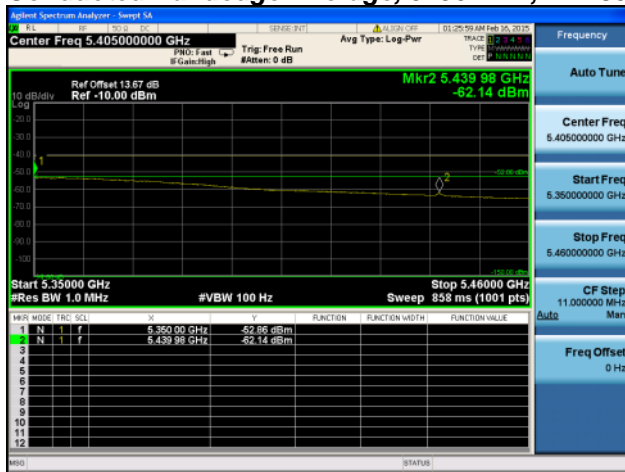
Antenna C



Antenna D



Conducted Bandedge Average, 5290 MHz, VHT80 Beam Forming, M0 to M9 2ss



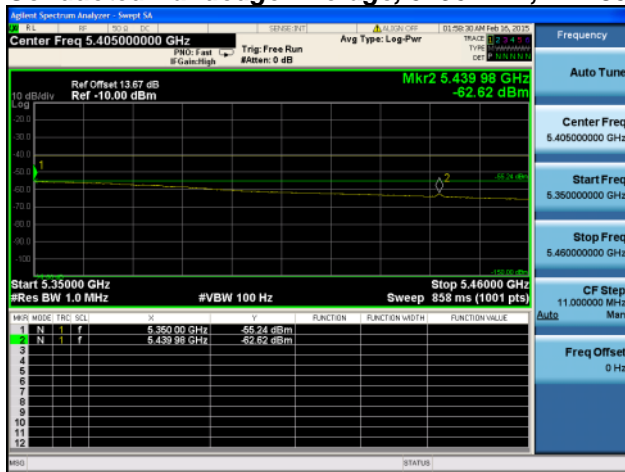
Antenna A



Antenna B



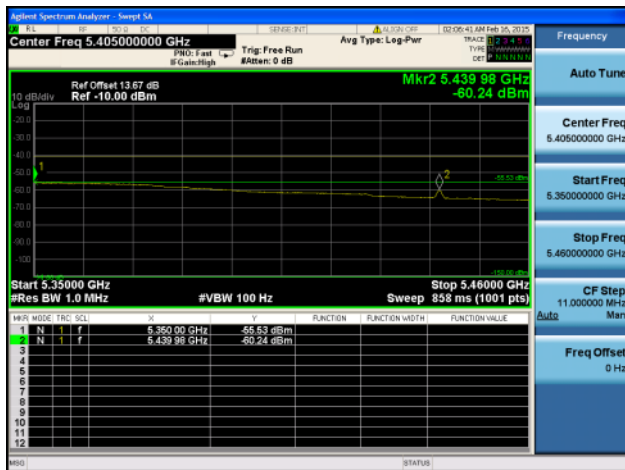
Conducted Bandedge Average, 5290 MHz, VHT80 Beam Forming, M0 to M9 2ss



Antenna A



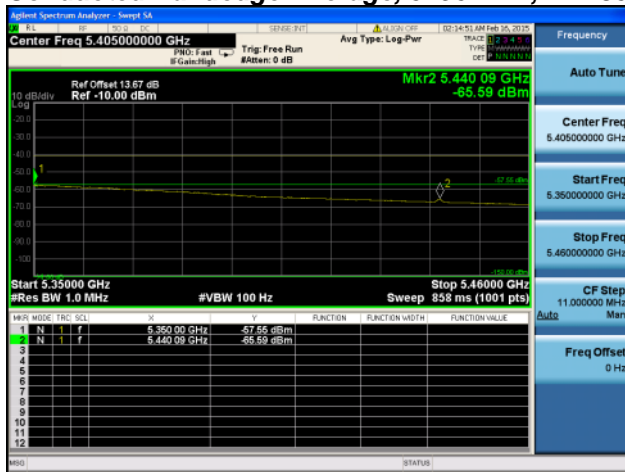
Antenna B



Antenna C

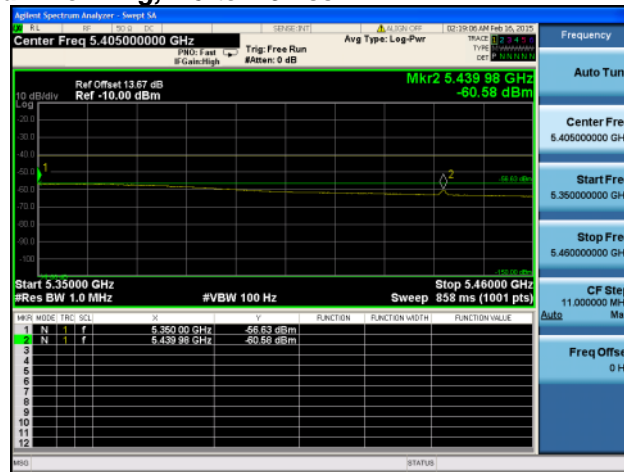


Conducted Bandedge Average, 5290 MHz, VHT80 Beam Forming, M0 to M9 2ss

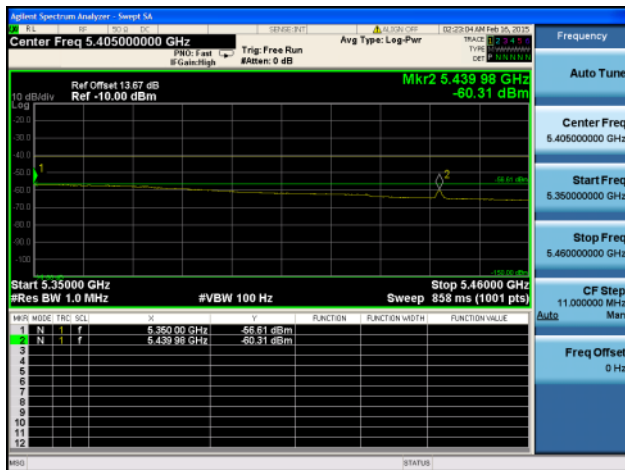


Antenna A

Antenna B

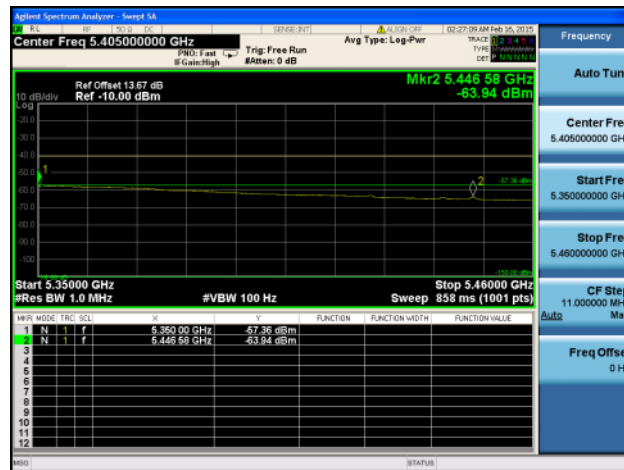


Antenna B



Antenna C

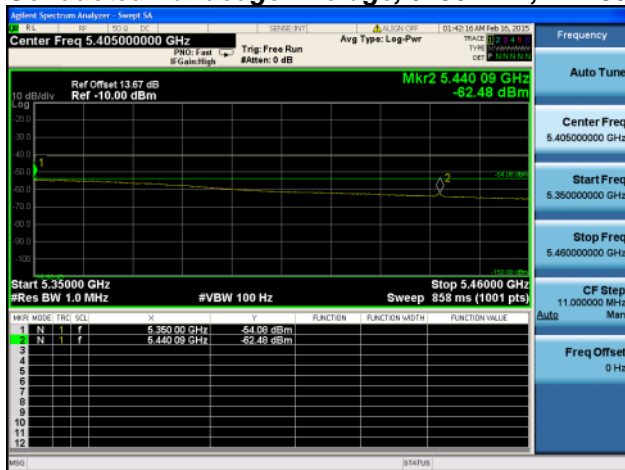
Antenna D



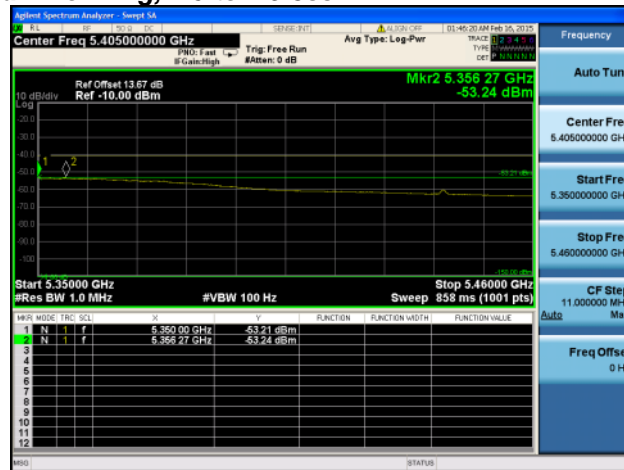
Antenna D



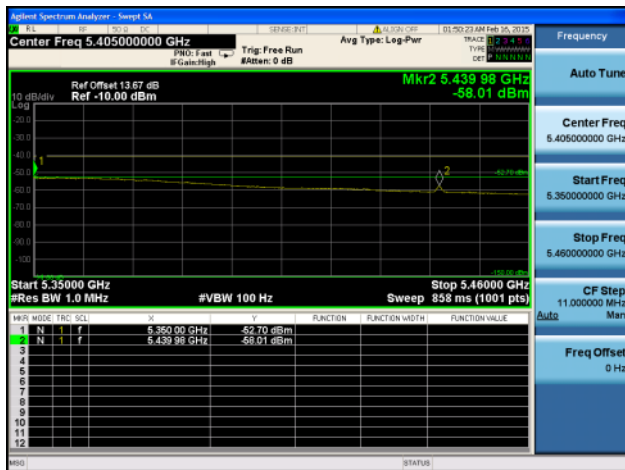
Conducted Bandedge Average, 5290 MHz, VHT80 Beam Forming, M0 to M9 3ss



Antenna A



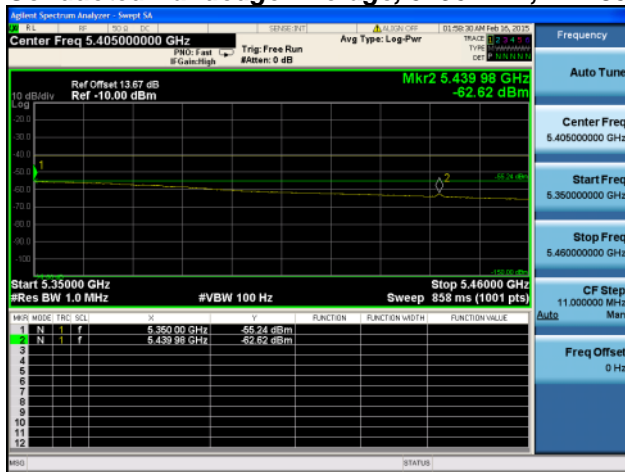
Antenna B



Antenna C

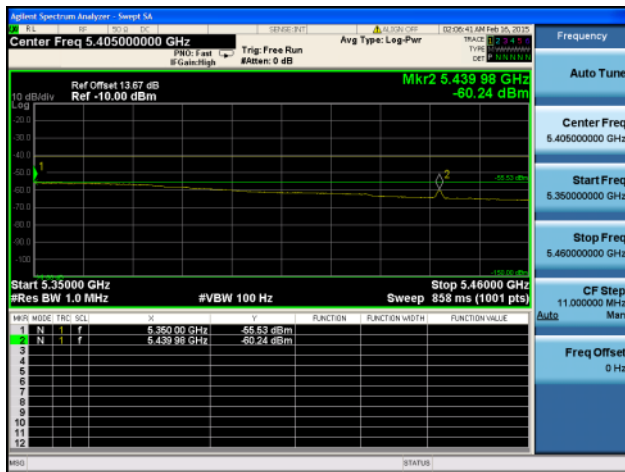


Conducted Bandedge Average, 5290 MHz, VHT80 Beam Forming, M0 to M9 3ss



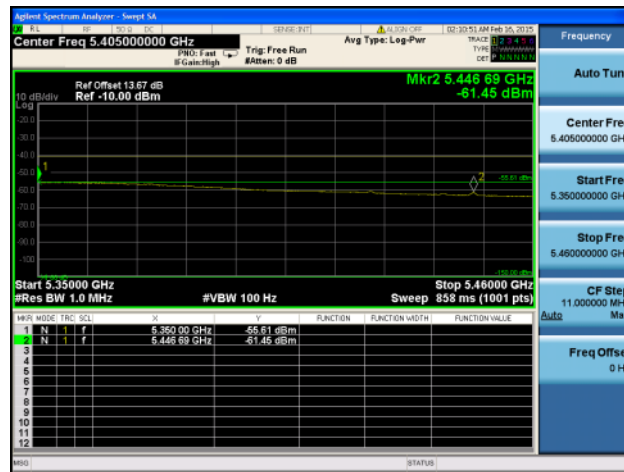
Antenna A

Antenna B



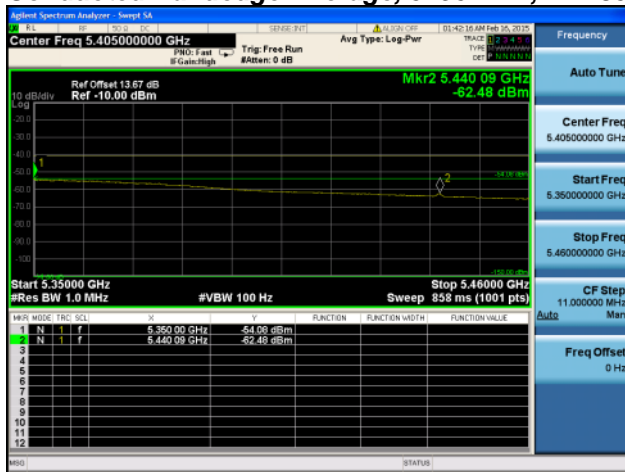
Antenna C

Antenna D



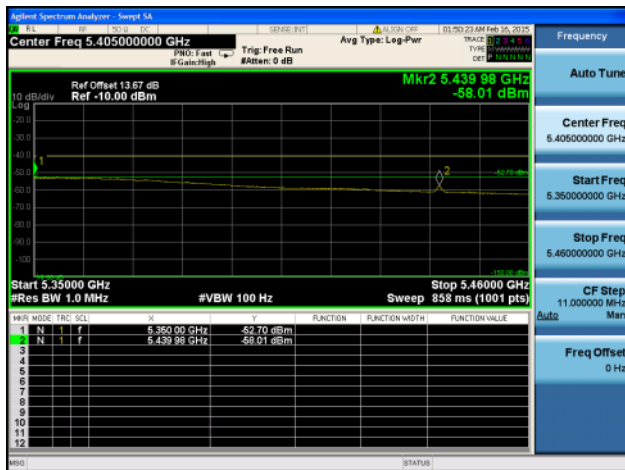


Conducted Bandedge Average, 5290 MHz, VHT80 Beam Forming, M0 to M9 4ss



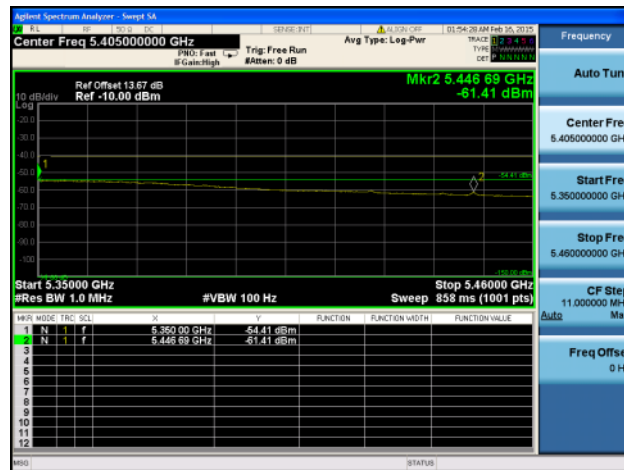
Antenna A

Antenna B



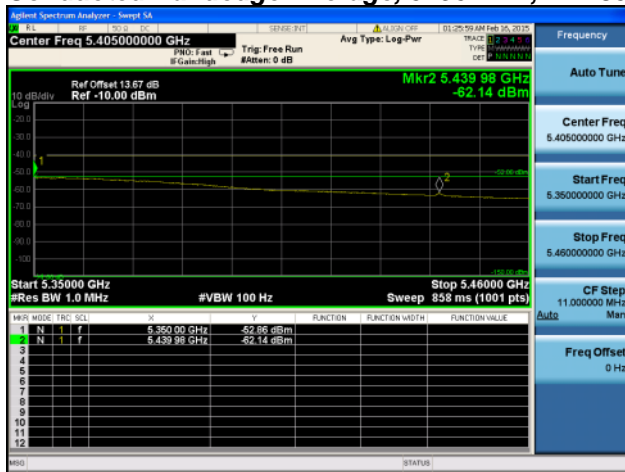
Antenna C

Antenna D

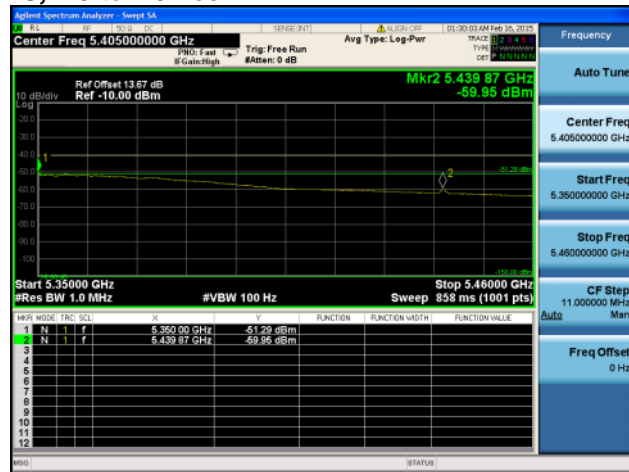




Conducted Bandedge Average, 5290 MHz, VHT80 STBC, M0 to M9 2ss



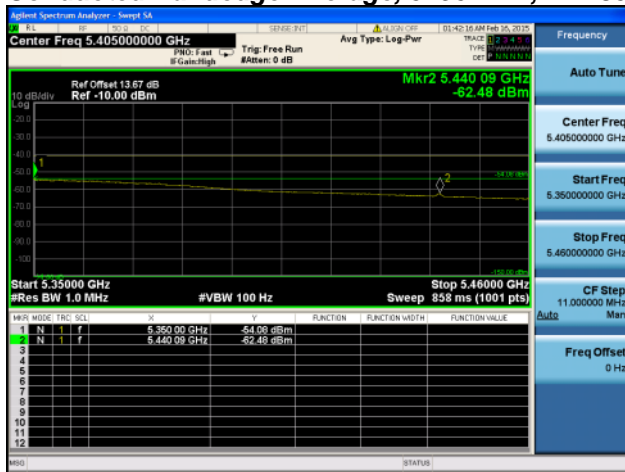
Antenna A



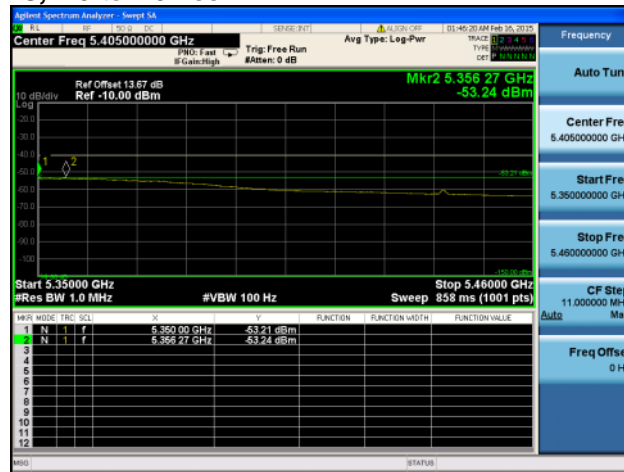
Antenna B



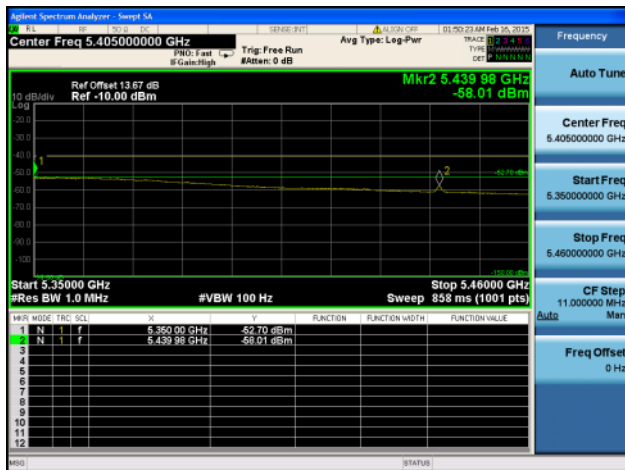
Conducted Bandedge Average, 5290 MHz, VHT80 STBC, M0 to M9 2ss



Antenna A



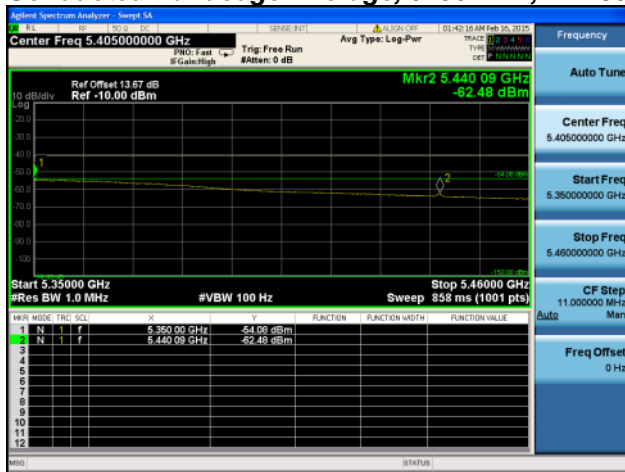
Antenna B



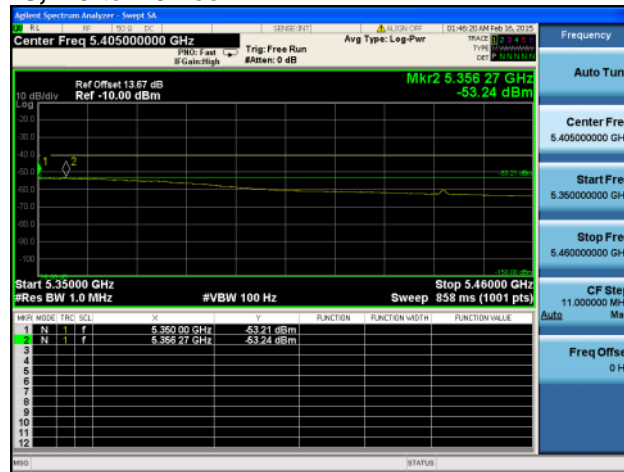
Antenna C



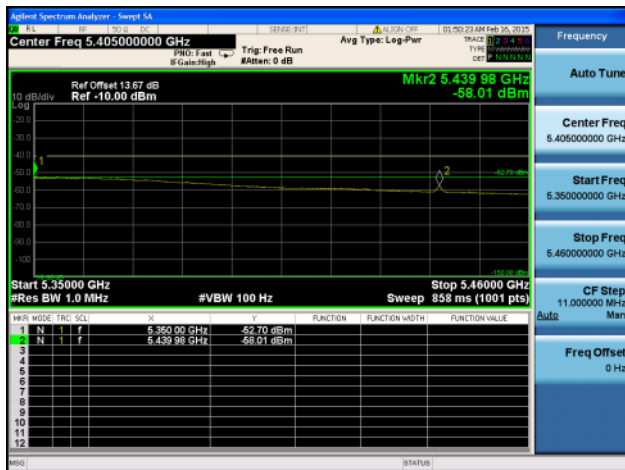
Conducted Bandedge Average, 5290 MHz, VHT80 STBC, M0 to M9 2ss



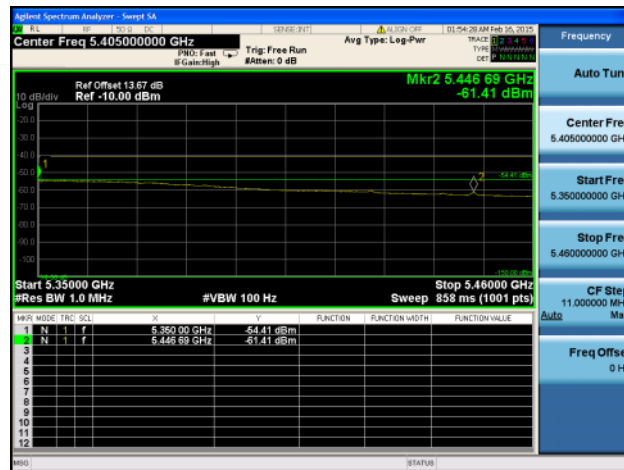
Antenna A



Antenna B



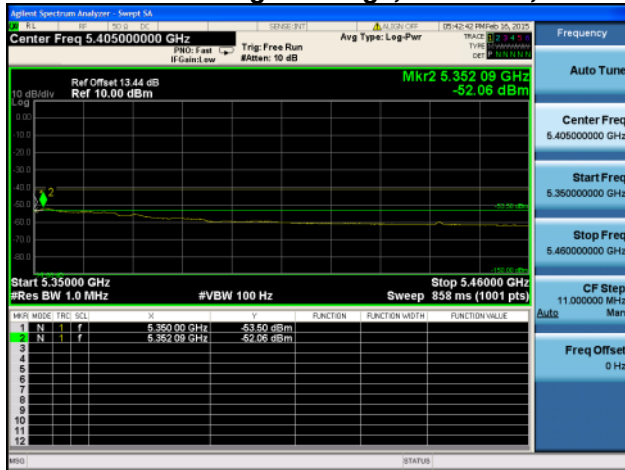
Antenna C



Antenna D



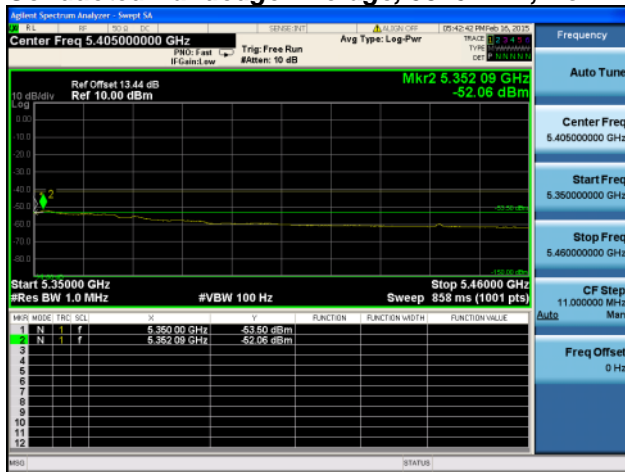
Conducted Bandedge Average, 5310 MHz, Non HT40 Duplicate, 6 to 54 Mbps



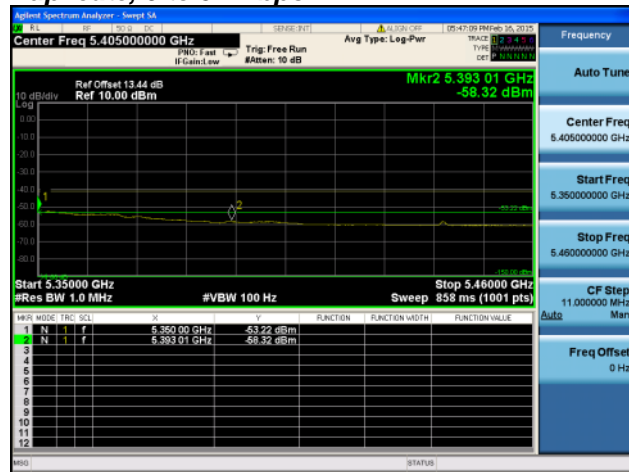
Antenna A



Conducted Bandedge Average, 5310 MHz, Non HT40 Duplicate, 6 to 54 Mbps



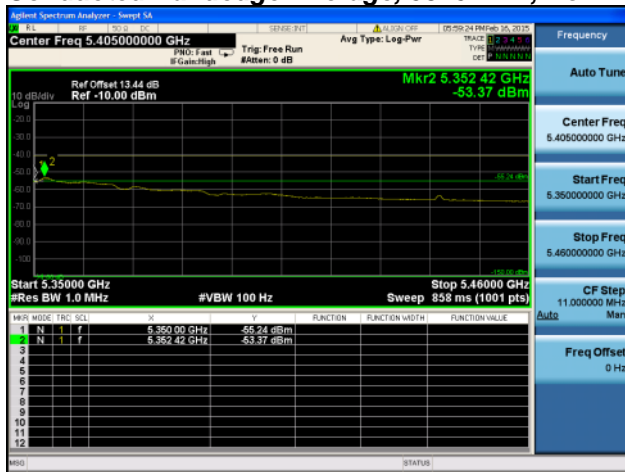
Antenna A



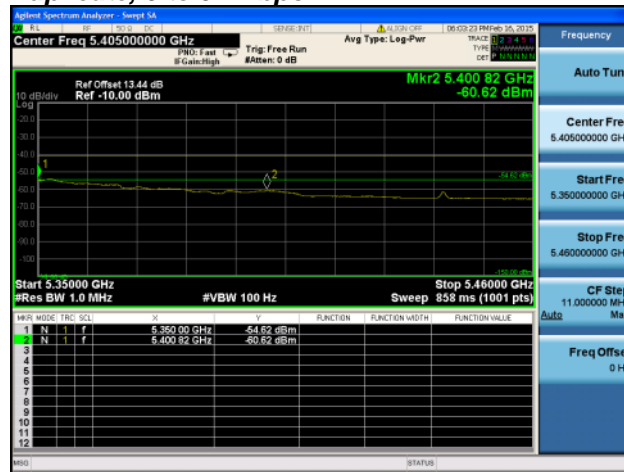
Antenna B



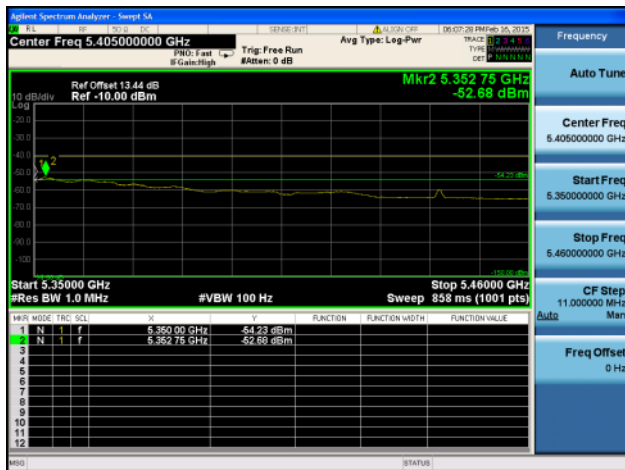
Conducted Bandedge Average, 5310 MHz, Non HT40 Duplicate, 6 to 54 Mbps



Antenna A



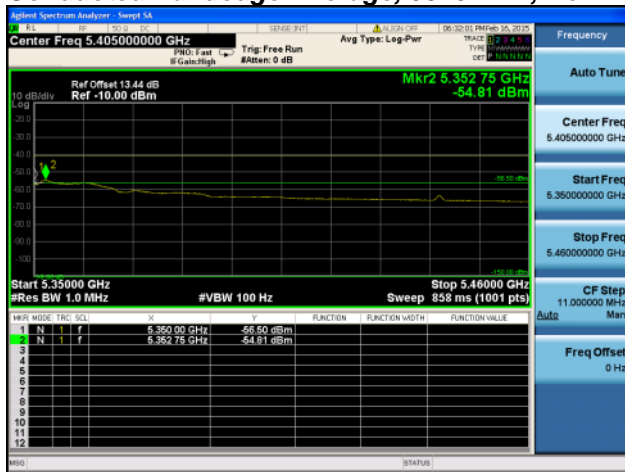
Antenna B



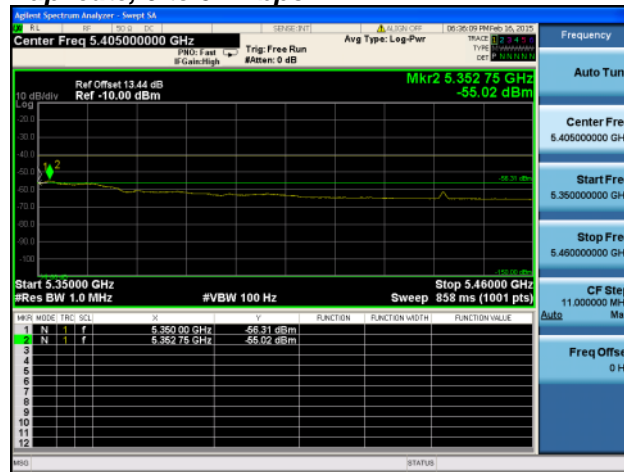
Antenna C



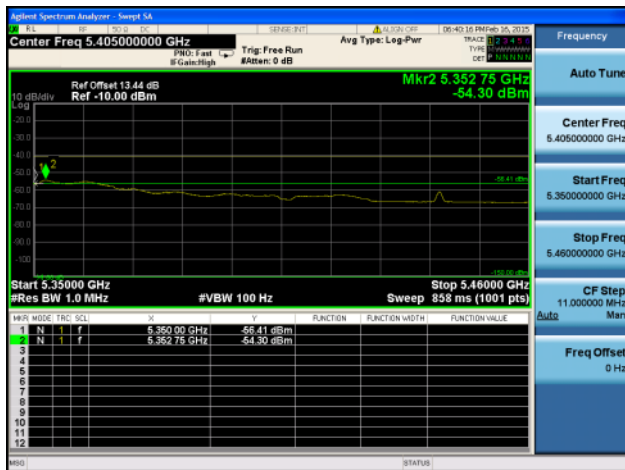
Conducted Bandedge Average, 5310 MHz, Non HT40 Duplicate, 6 to 54 Mbps



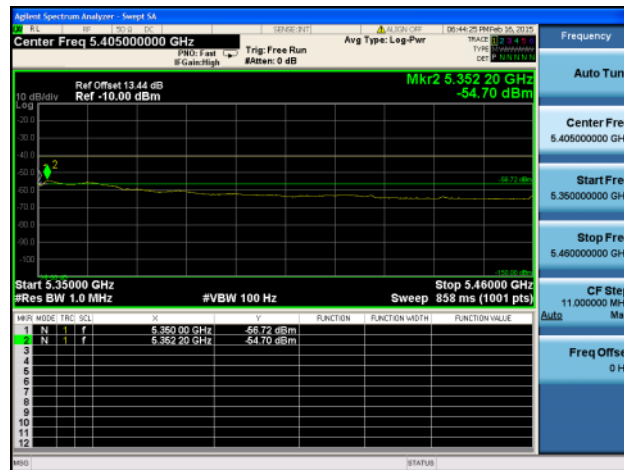
Antenna A



Antenna B



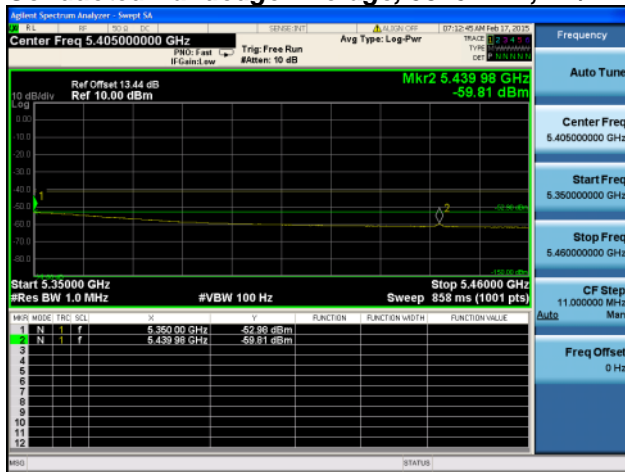
Antenna C



Antenna D



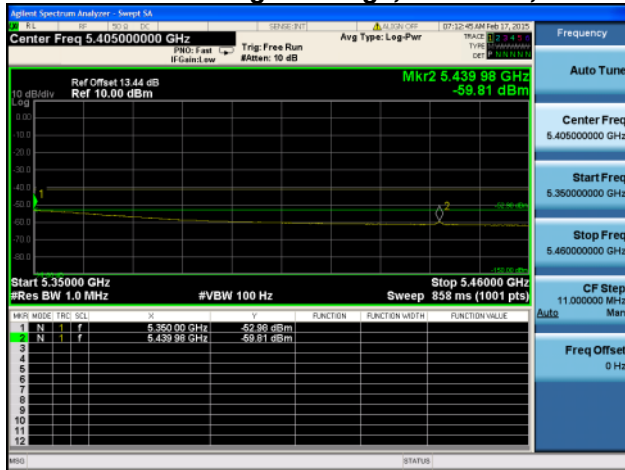
Conducted Bandedge Average, 5310 MHz, HT/VHT40, M0 to M7, M0 to M9 1ss



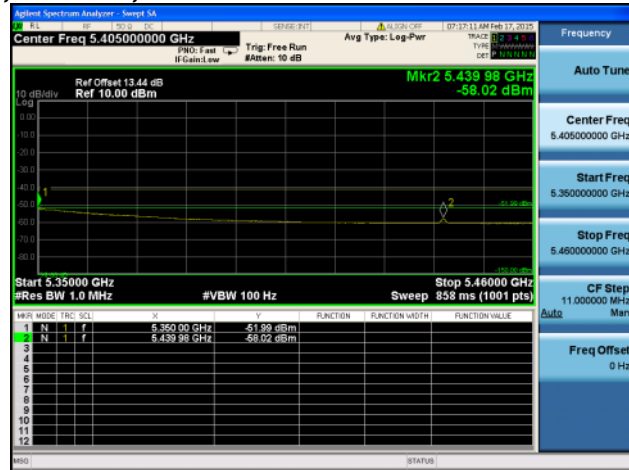
Antenna A



Conducted Bandedge Average, 5310 MHz, HT/VHT40, M0 to M7, M0 to M9 1ss



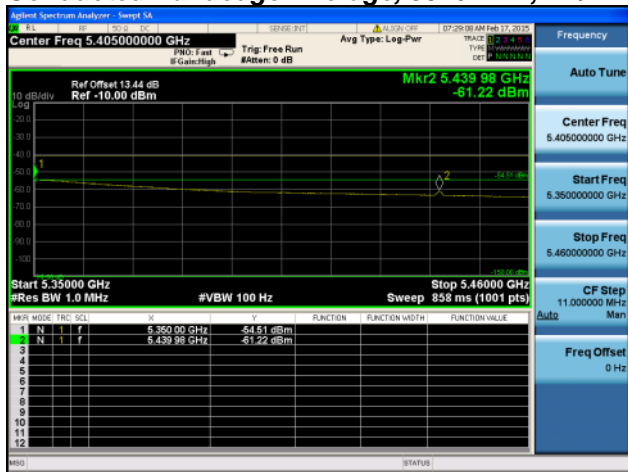
Antenna A



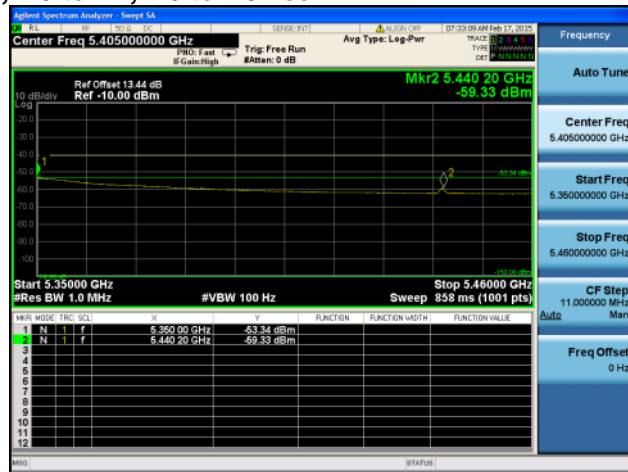
Antenna B



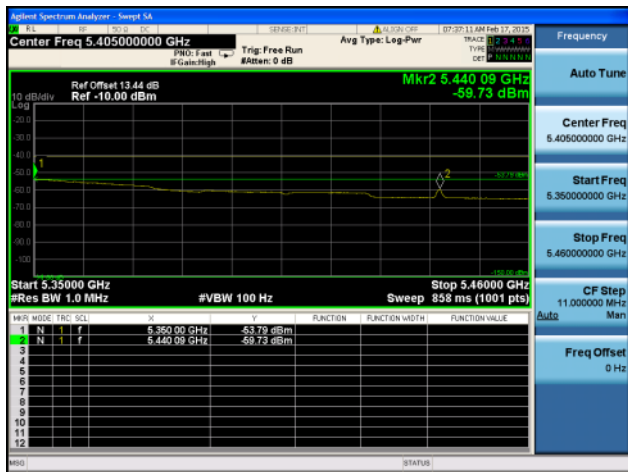
Conducted Bandedge Average, 5310 MHz, HT/VHT40, M0 to M7, M0 to M9 1ss



Antenna A



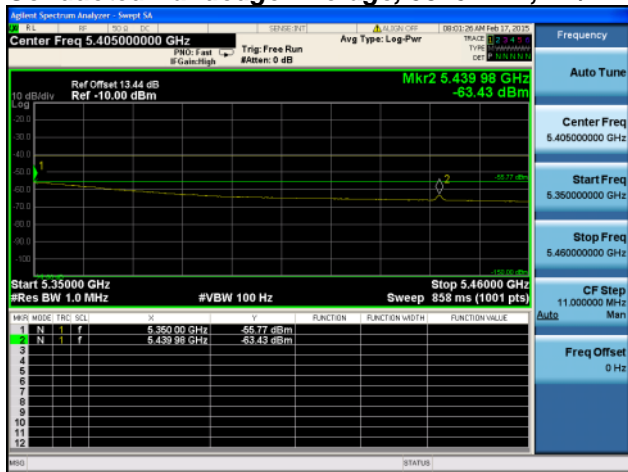
Antenna B



Antenna C

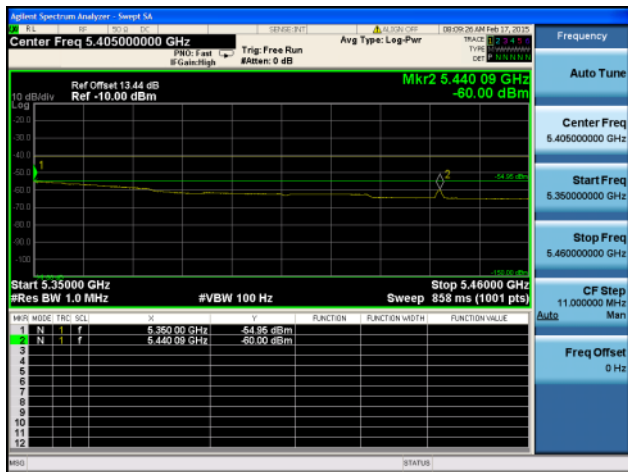
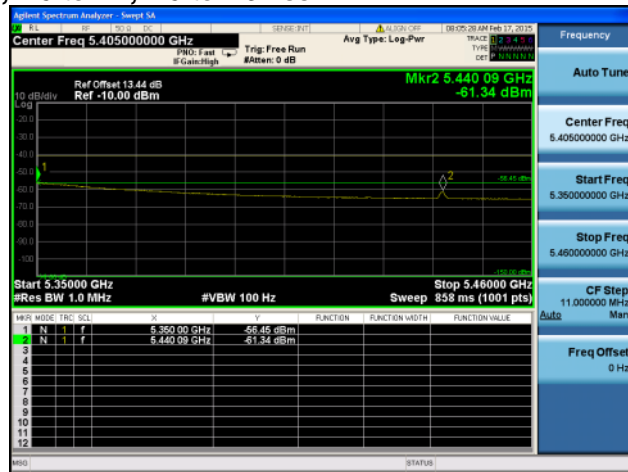


Conducted Bandedge Average, 5310 MHz, HT/VHT40, M0 to M7, M0 to M9 1ss



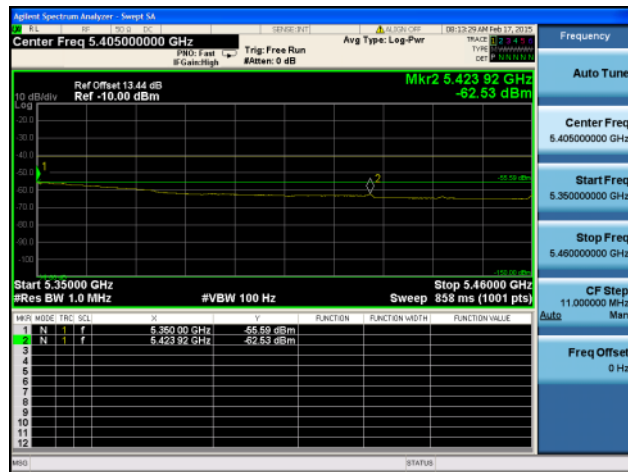
Antenna A

Antenna B



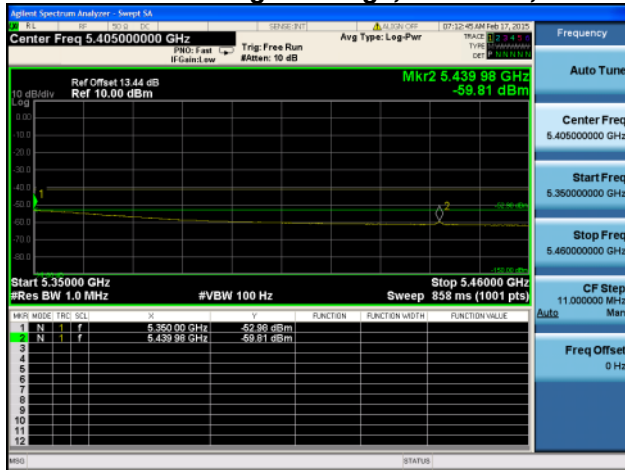
Antenna C

Antenna D

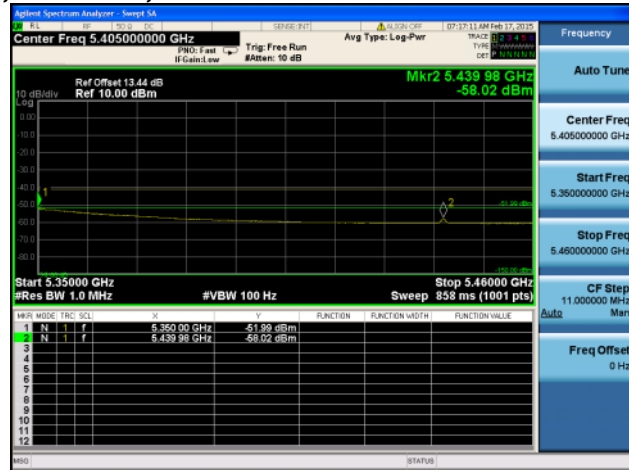




Conducted Bandedge Average, 5310 MHz, HT/VHT40, M8 to M15, M0 to M9 2ss



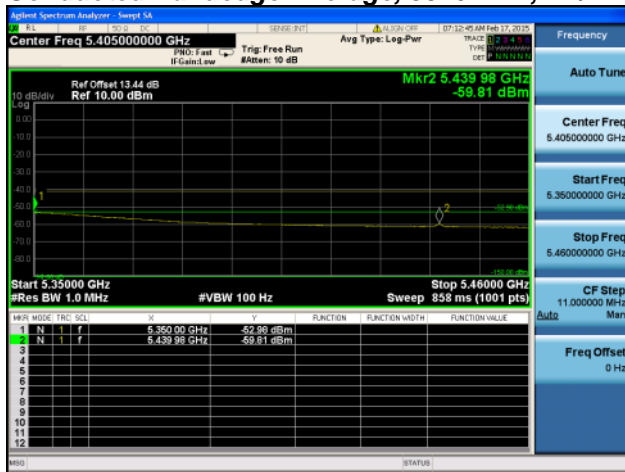
Antenna A



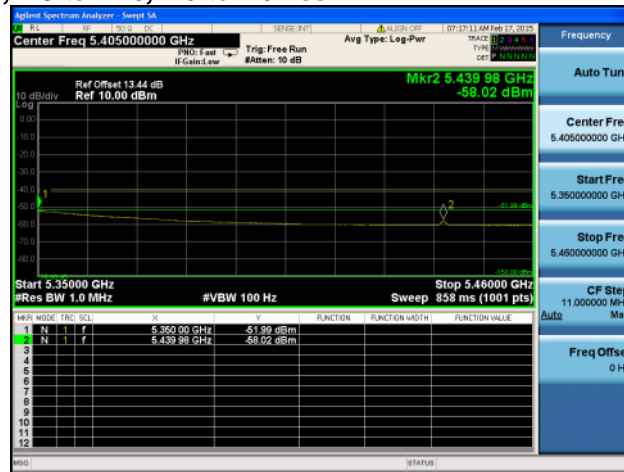
Antenna B



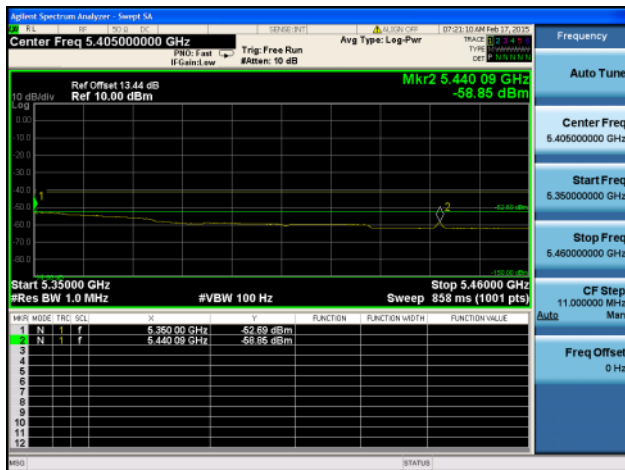
Conducted Bandedge Average, 5310 MHz, HT/VHT40, M8 to M15, M0 to M9 2ss



Antenna A



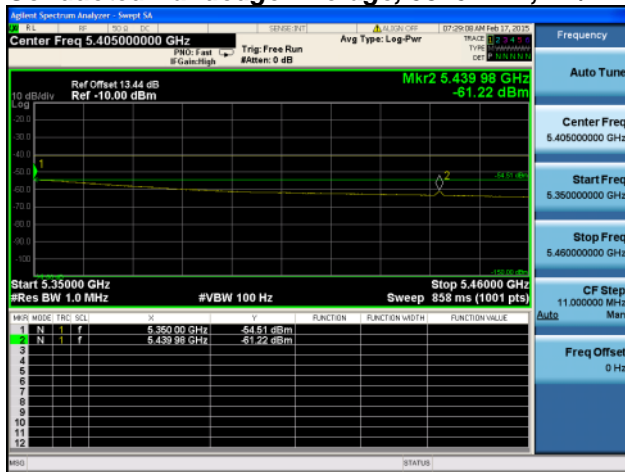
Antenna B



Antenna C

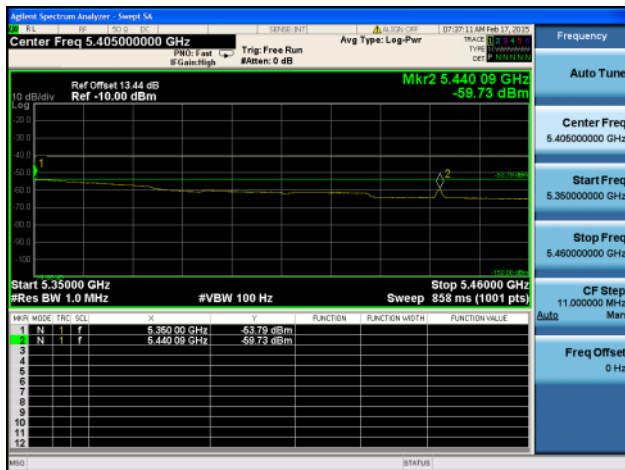
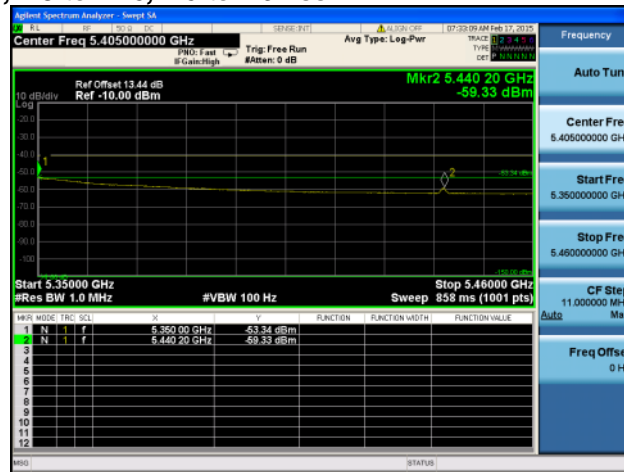


Conducted Bandedge Average, 5310 MHz, HT/VHT40, M8 to M15, M0 to M9 2ss



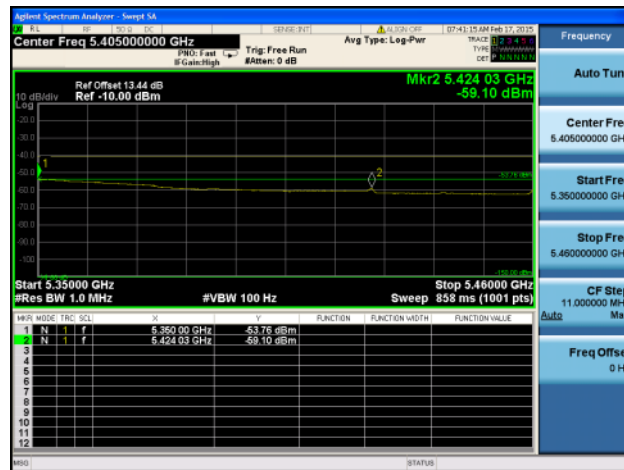
Antenna A

Antenna B



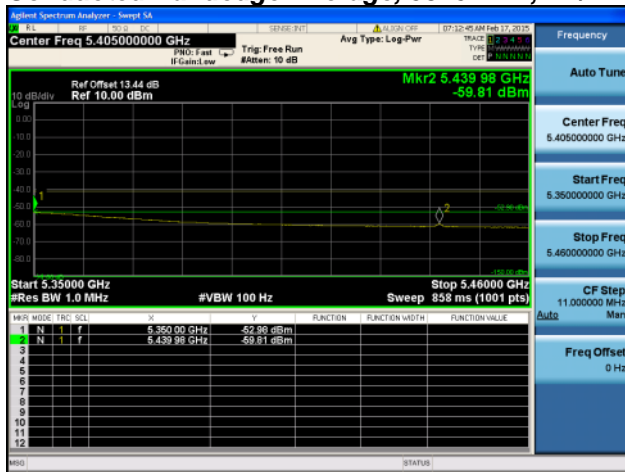
Antenna C

Antenna D

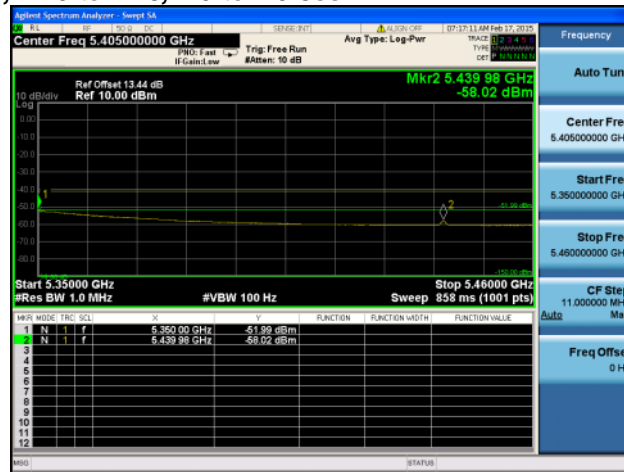




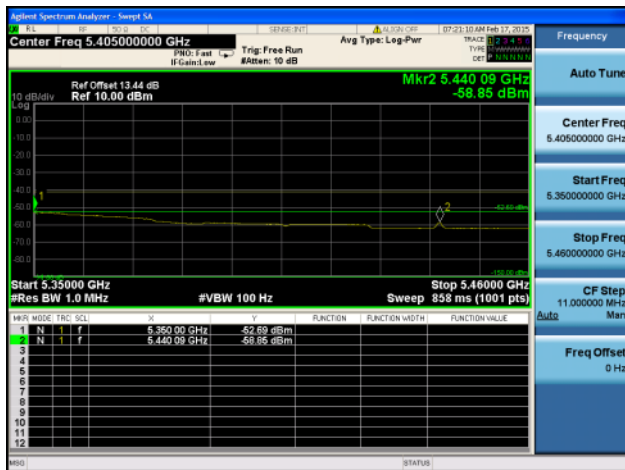
Conducted Bandedge Average, 5310 MHz, HT/VHT40, M16 to M23, M0 to M9 3ss



Antenna A



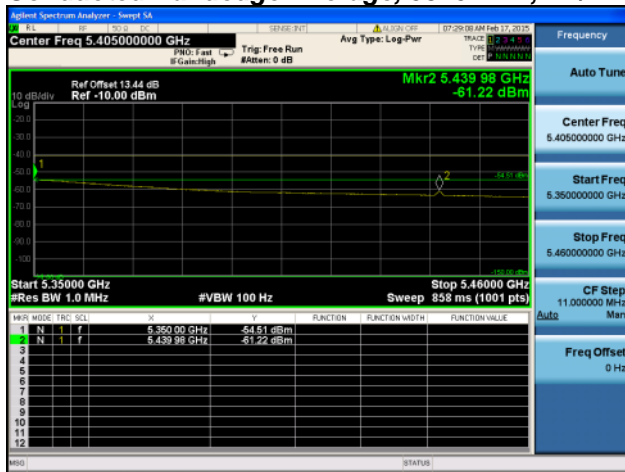
Antenna B



Antenna C

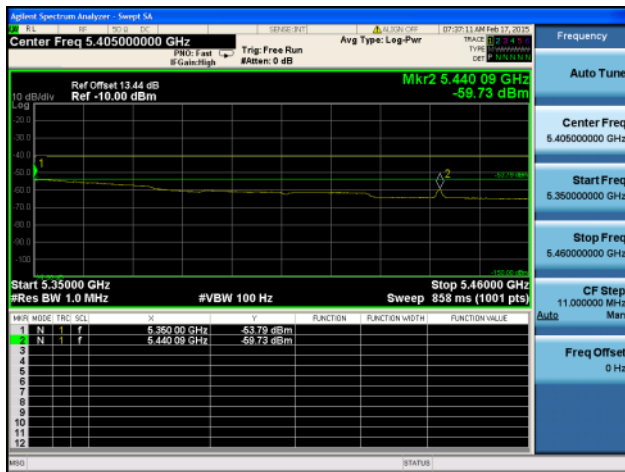
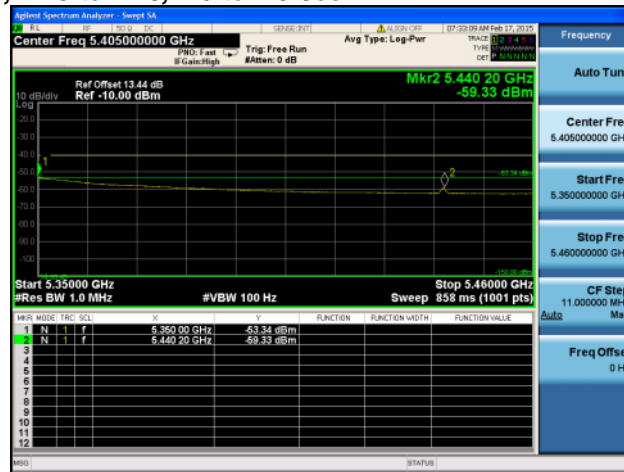


Conducted Bandedge Average, 5310 MHz, HT/VHT40, M16 to M23, M0 to M9 3ss



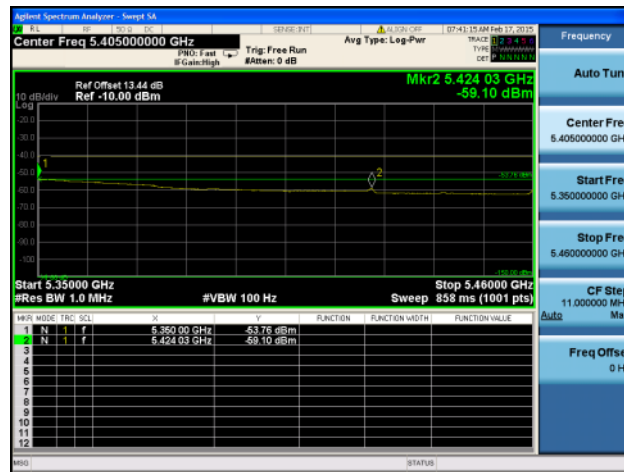
Antenna A

Antenna B



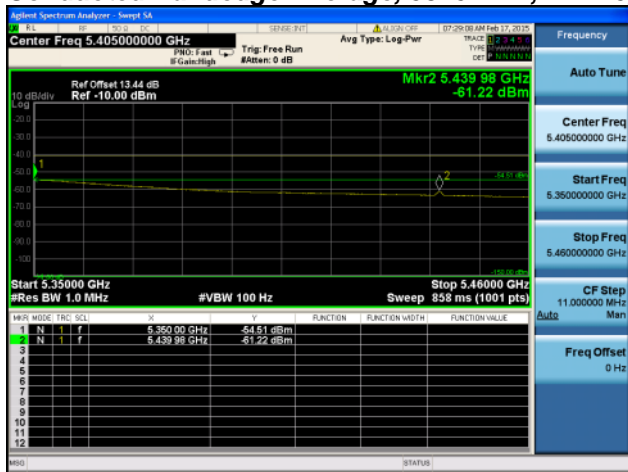
Antenna C

Antenna D

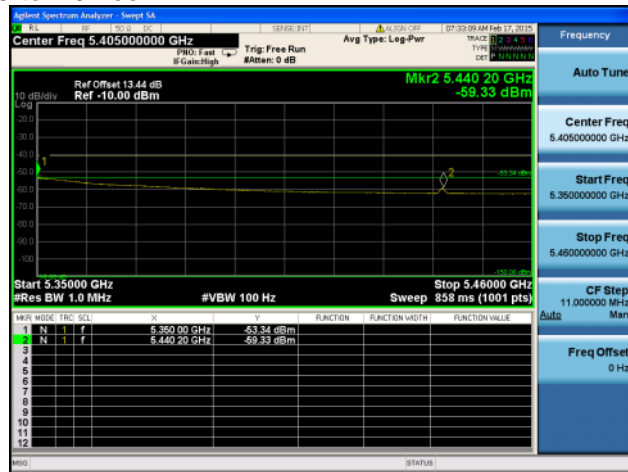




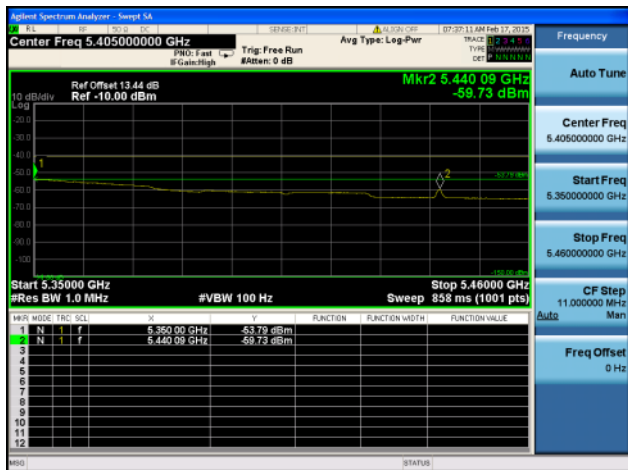
Conducted Bandedge Average, 5310 MHz, VHT40, M0 to M9 4ss



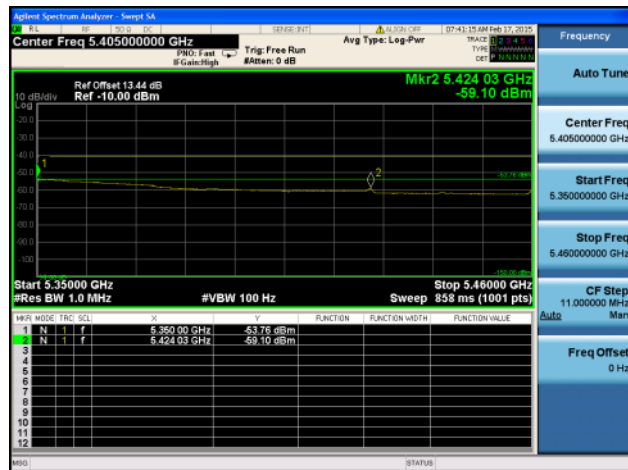
Antenna A



Antenna B



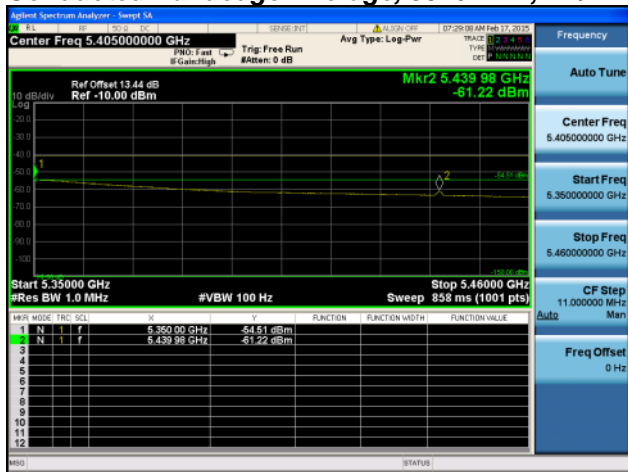
Antenna C



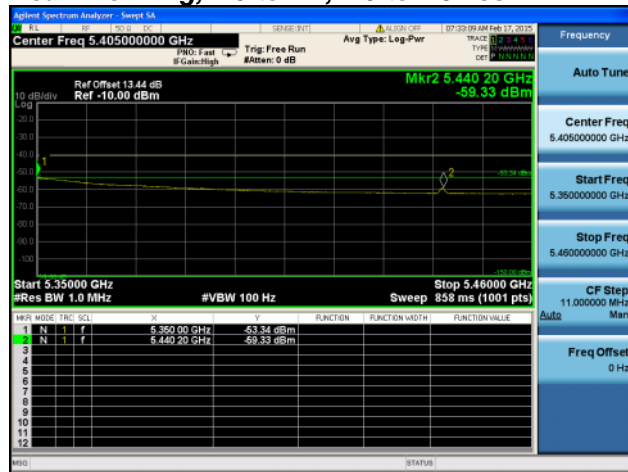
Antenna D



Conducted Bandedge Average, 5310 MHz, HT/VHT40 Beam Forming, M0 to M7, M0 to M9 1ss



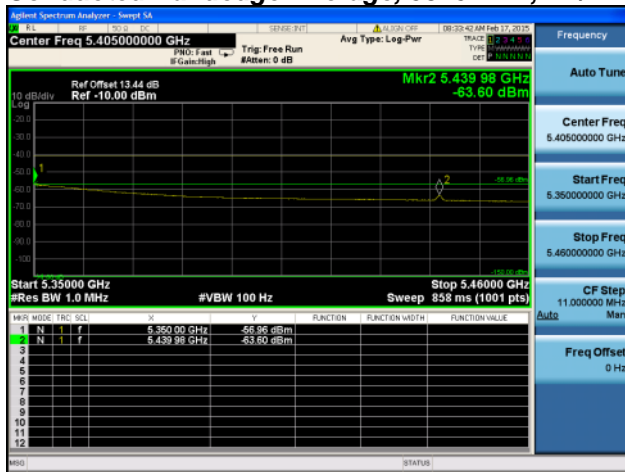
Antenna A



Antenna B

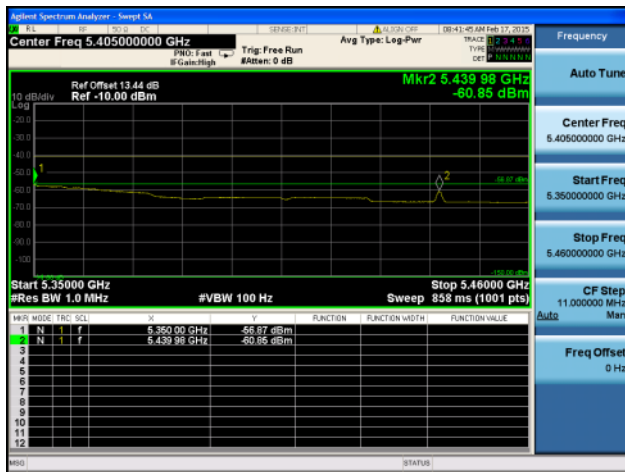
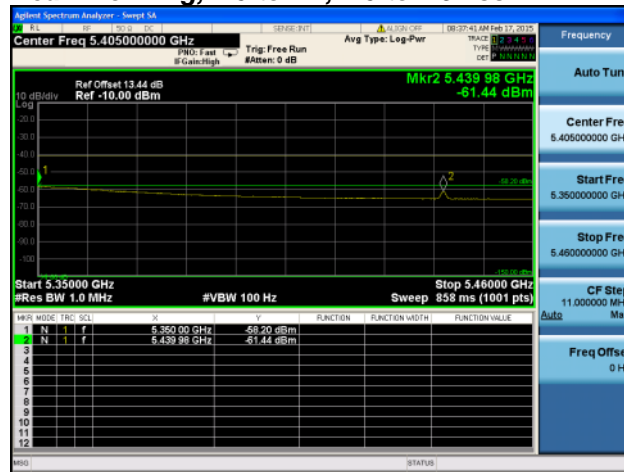


Conducted Bandedge Average, 5310 MHz, HT/VHT40 Beam Forming, M0 to M7, M0 to M9 1ss



Antenna A

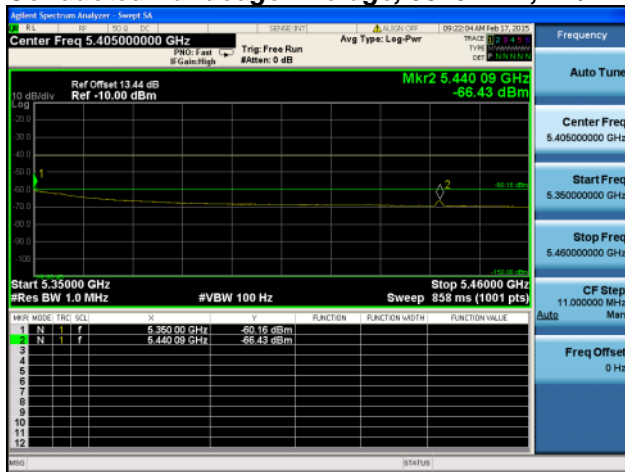
Antenna B



Antenna C

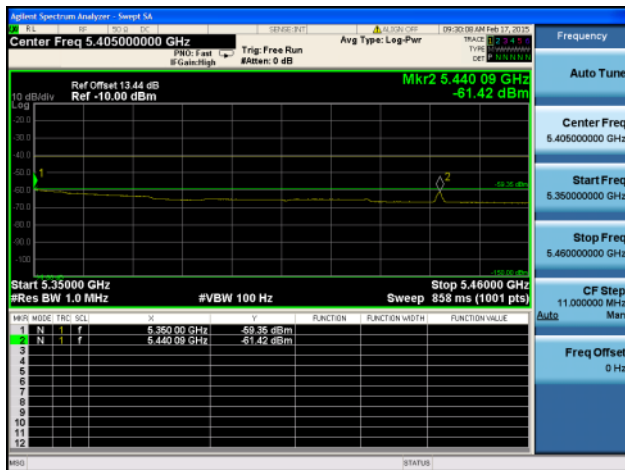
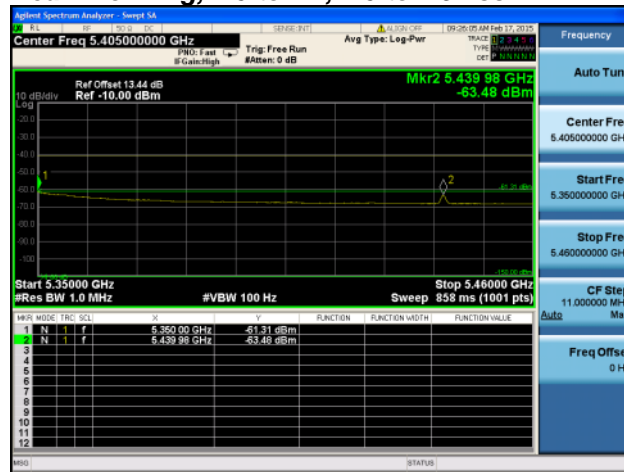


Conducted Bandedge Average, 5310 MHz, HT/VHT40 Beam Forming, M0 to M7, M0 to M9 1ss



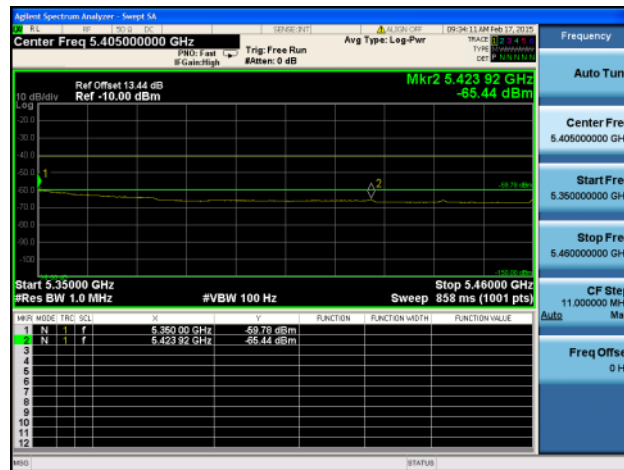
Antenna A

Antenna B



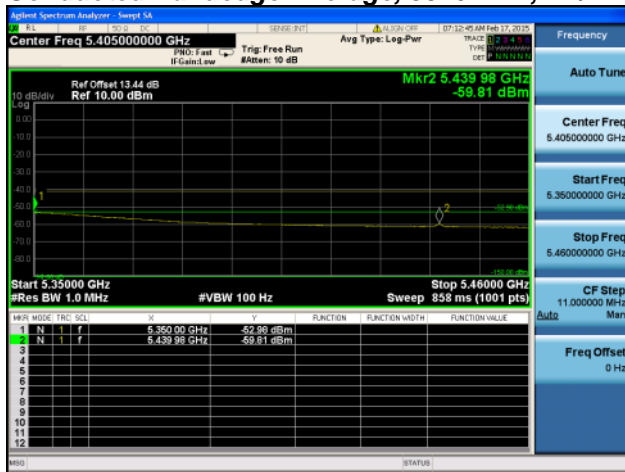
Antenna C

Antenna D

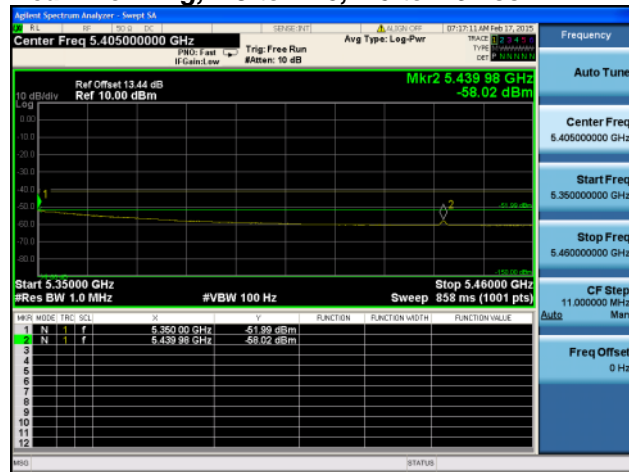




Conducted Bandedge Average, 5310 MHz, HT/VHT40 Beam Forming, M8 to M15, M0 to M9 2ss



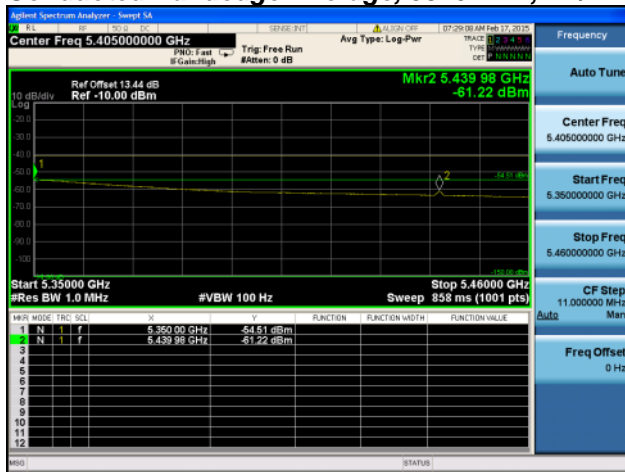
Antenna A



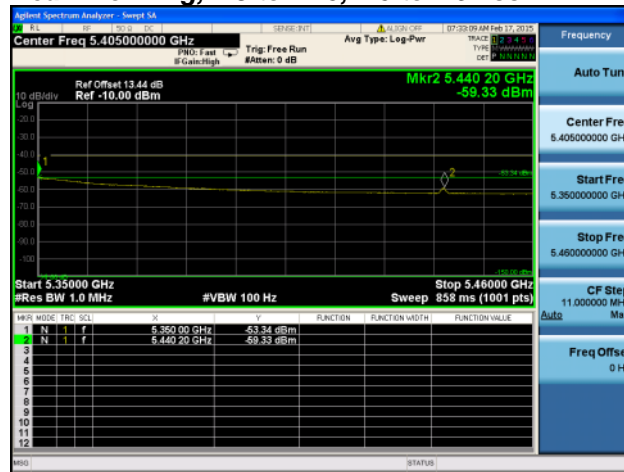
Antenna B



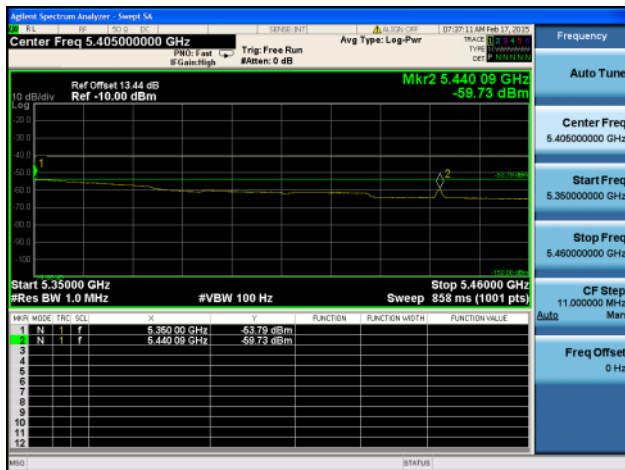
Conducted Bandedge Average, 5310 MHz, HT/VHT40 Beam Forming, M8 to M15, M0 to M9 2ss



Antenna A



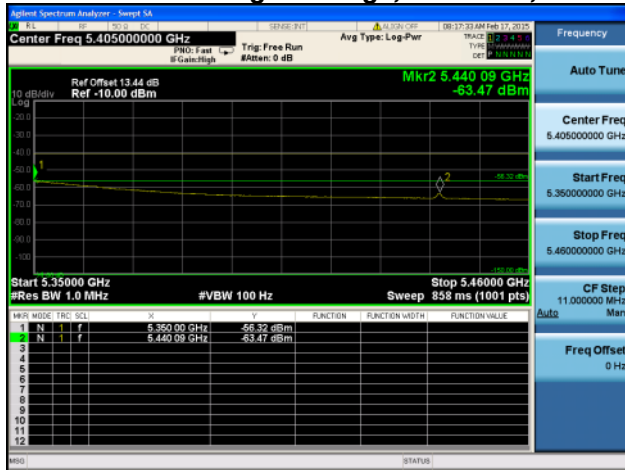
Antenna B



Antenna C

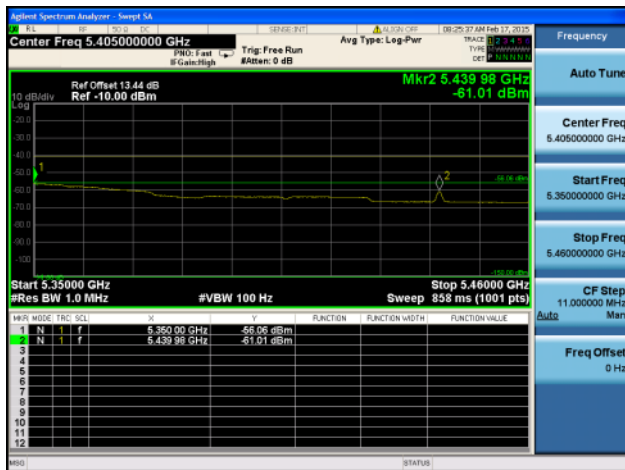
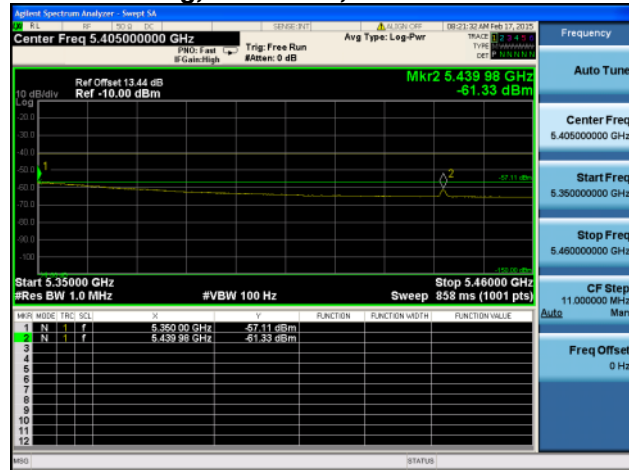


Conducted Bandedge Average, 5310 MHz, HT/VHT40 Beam Forming, M8 to M15, M0 to M9 2ss



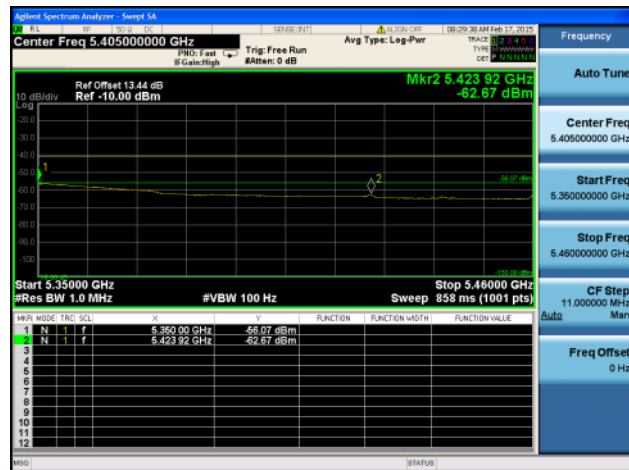
Antenna A

Antenna B



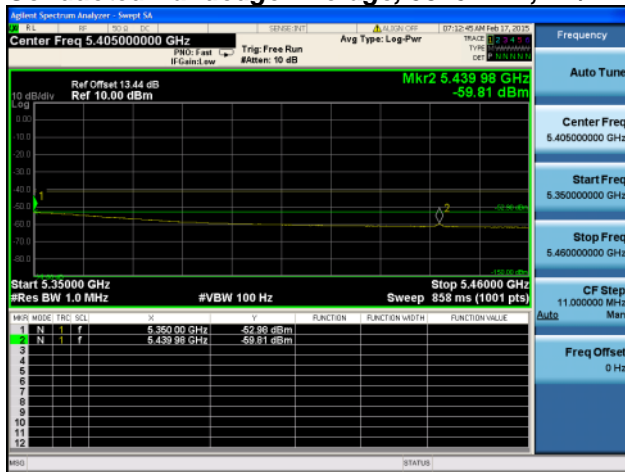
Antenna C

Antenna D

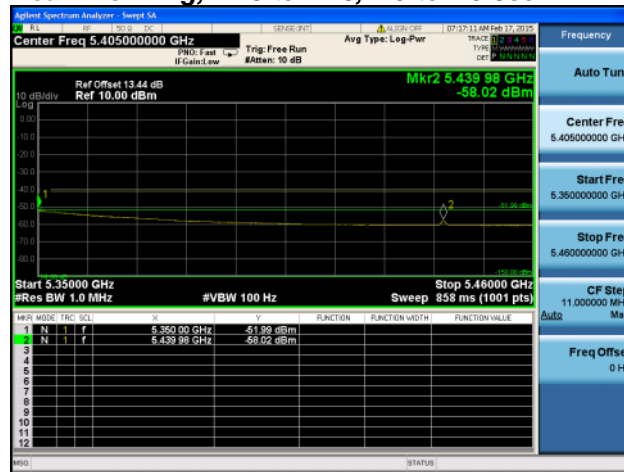




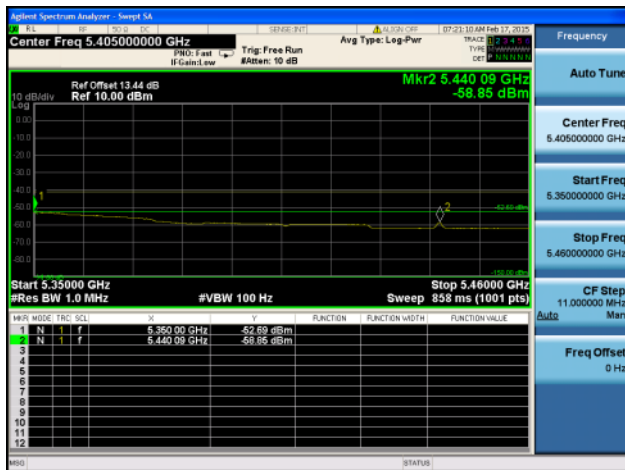
Conducted Bandedge Average, 5310 MHz, HT/VHT40 Beam Forming, M16 to M23, M0 to M9 3ss



Antenna A



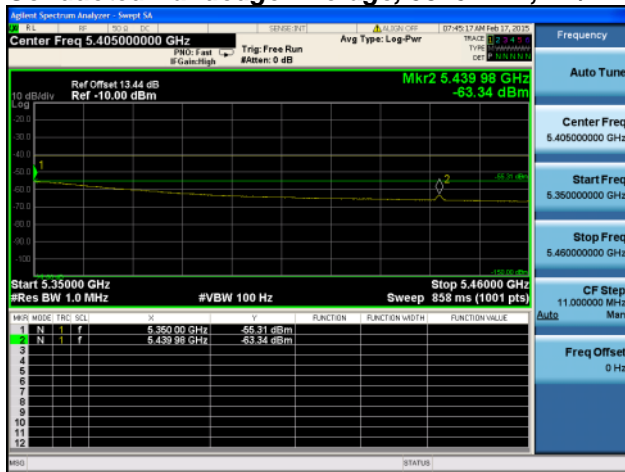
Antenna B



Antenna C

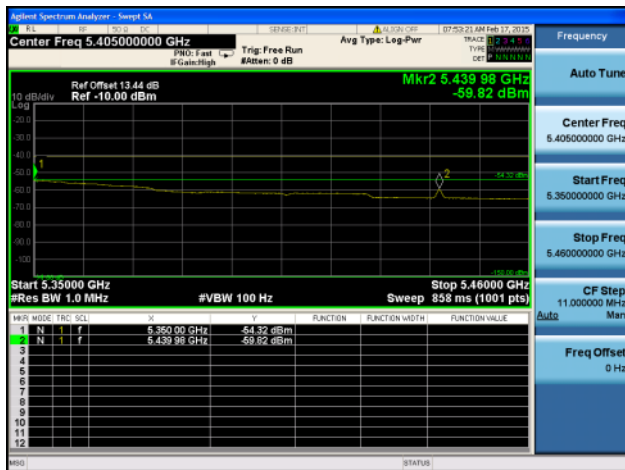
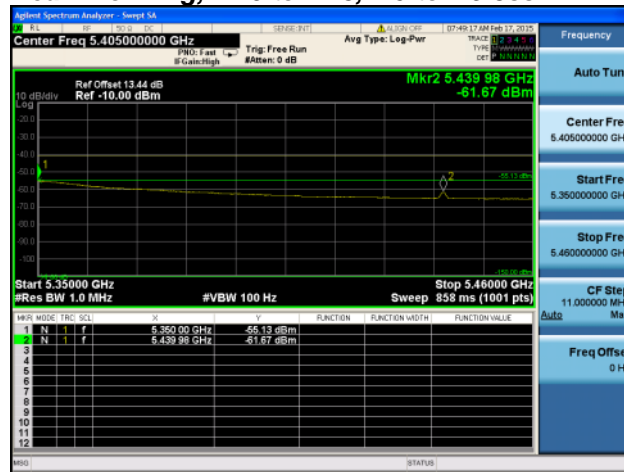


Conducted Bandedge Average, 5310 MHz, HT/VHT40 Beam Forming, M16 to M23, M0 to M9 3ss



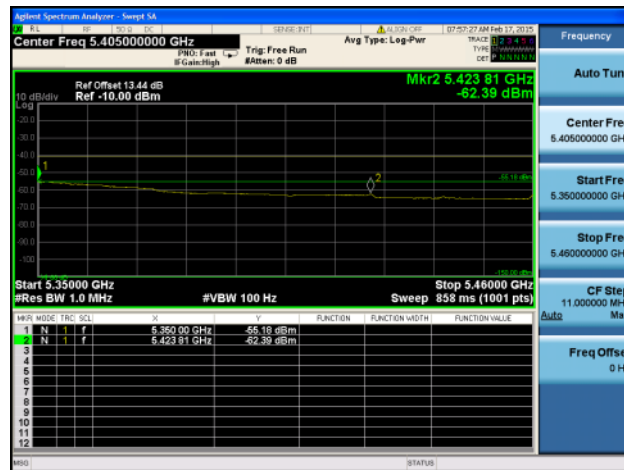
Antenna A

Antenna B



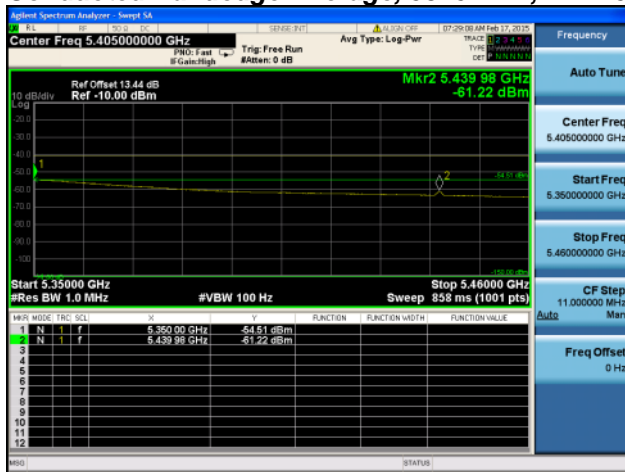
Antenna C

Antenna D



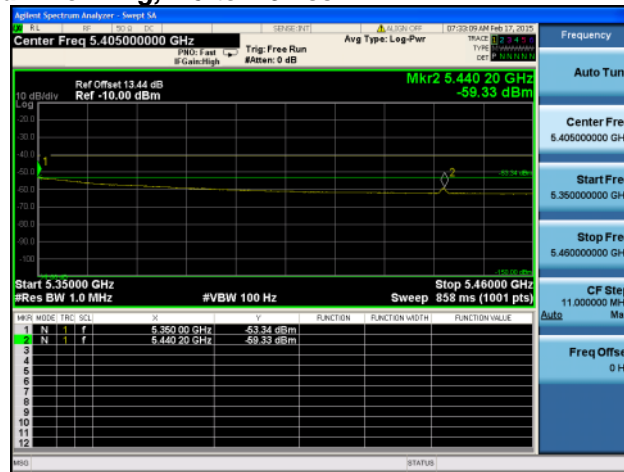


Conducted Bandedge Average, 5310 MHz, VHT40 Beam Forming, M0 to M9 4ss

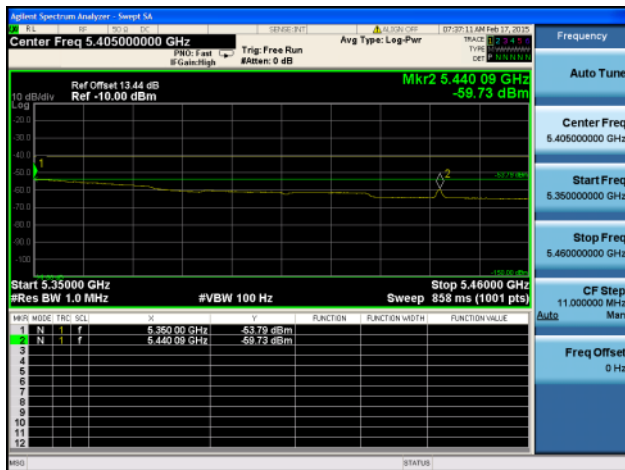


Antenna A

Antenna B

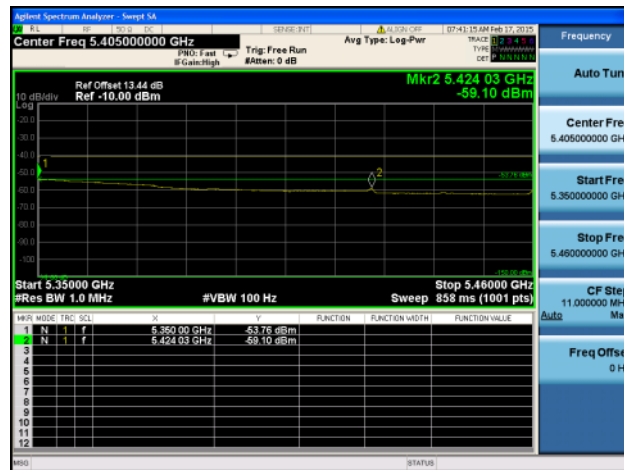


Antenna B



Antenna C

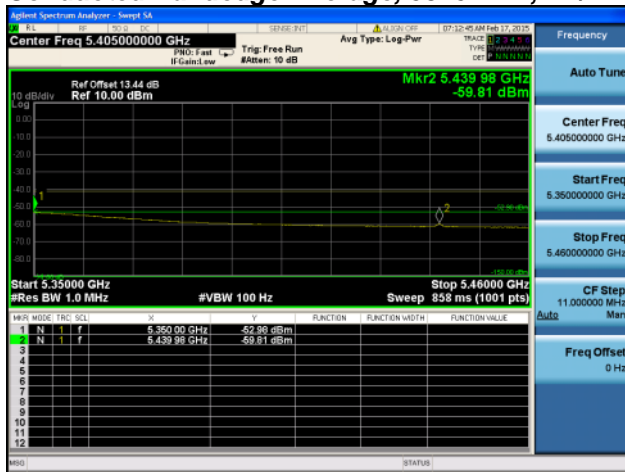
Antenna D



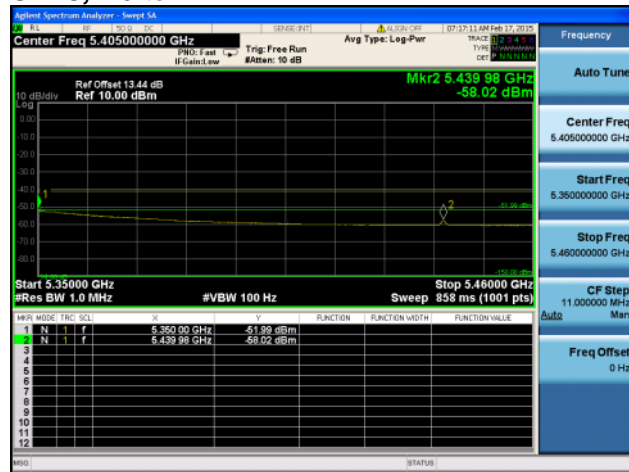
Antenna D



Conducted Bandedge Average, 5310 MHz, HT/VHT40 STBC, M0 to M7



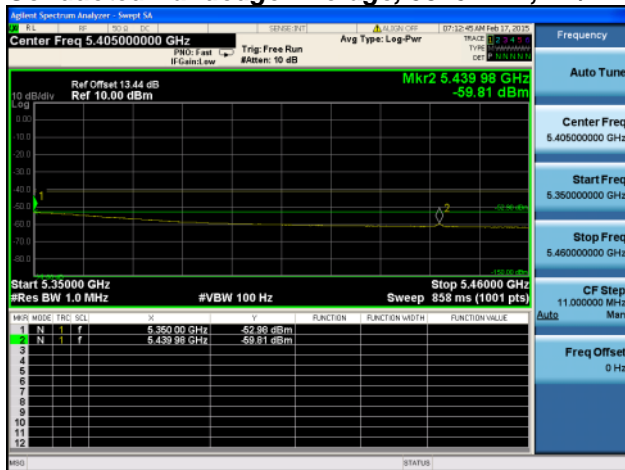
Antenna A



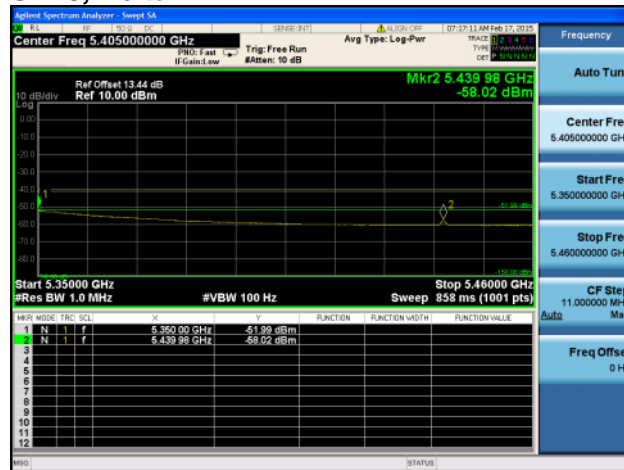
Antenna B



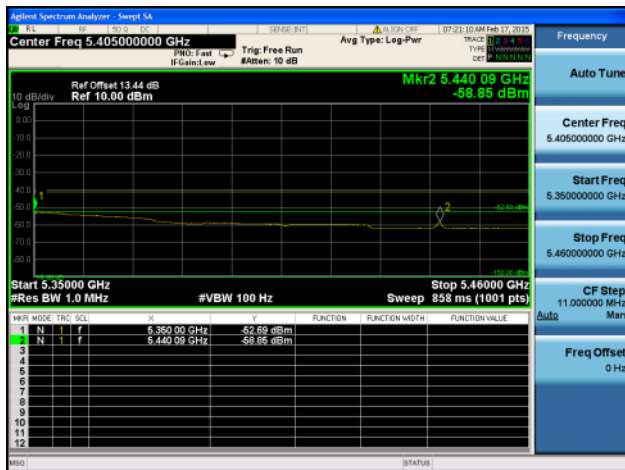
Conducted Bandedge Average, 5310 MHz, HT/VHT40 STBC, M0 to M7



Antenna A



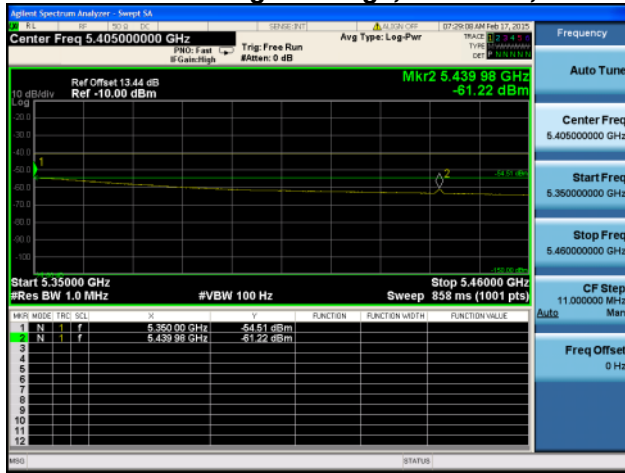
Antenna B



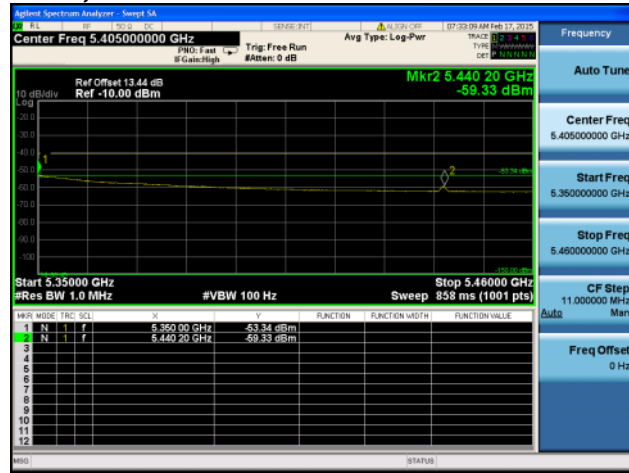
Antenna C



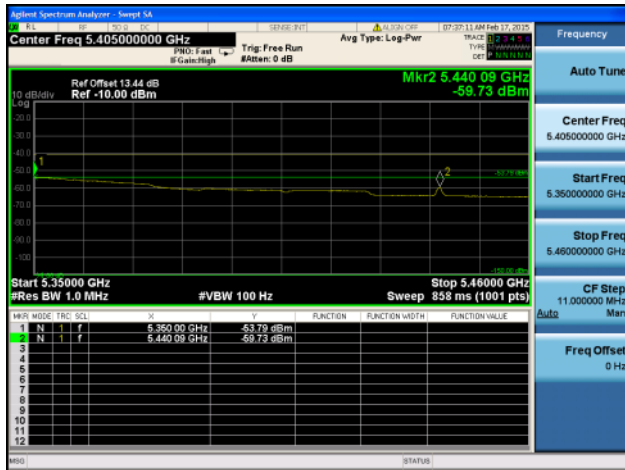
Conducted Bandedge Average, 5310 MHz, HT/VHT40 STBC, M0 to M7



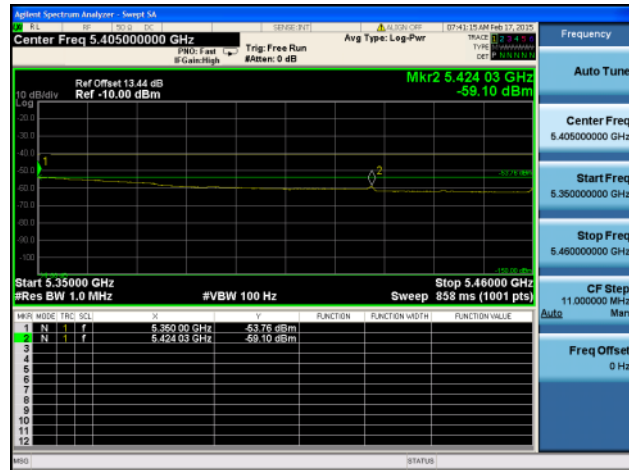
Antenna A



Antenna B



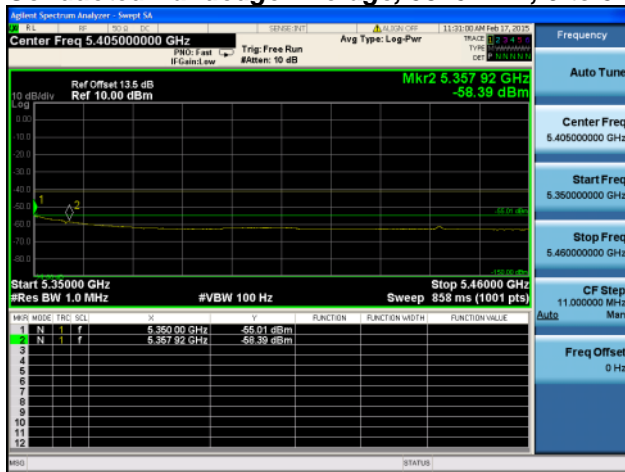
Antenna C



Antenna D



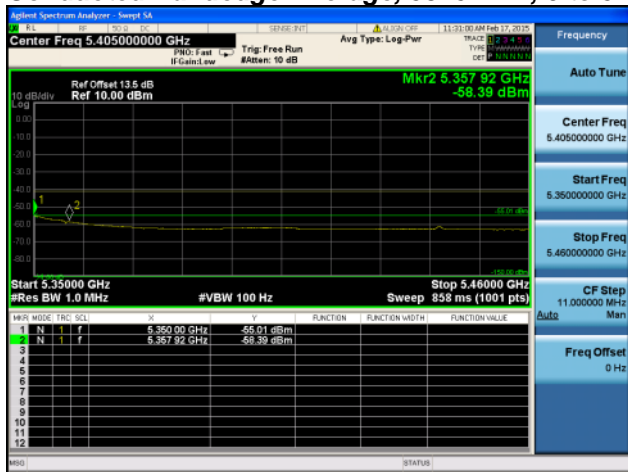
Conducted Bandedge Average, 5320 MHz, 6 to 54 Mbps



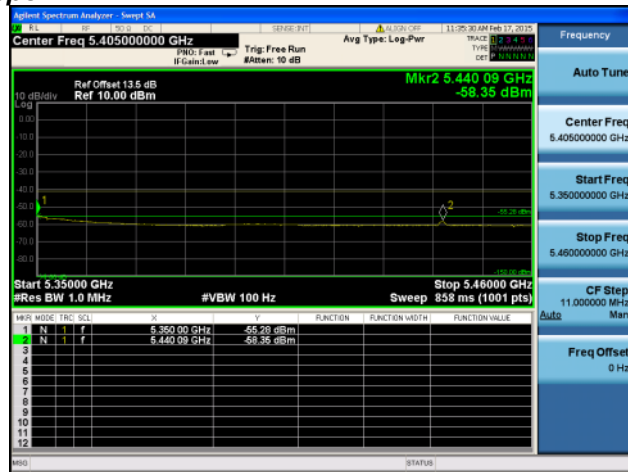
Antenna A



Conducted Bandedge Average, 5320 MHz, 6 to 54 Mbps



Antenna A



Antenna B