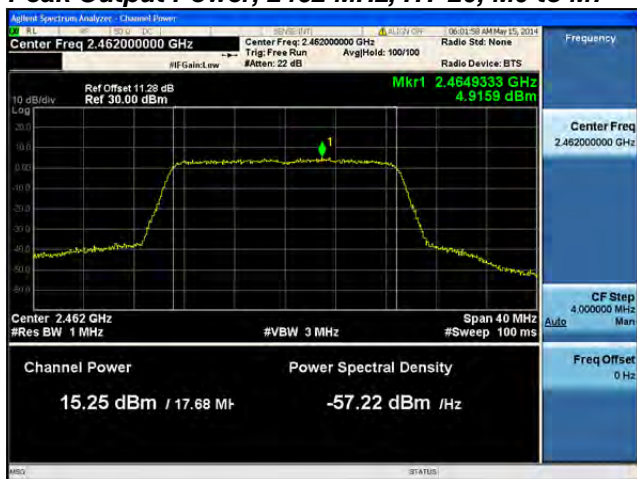




Peak Output Power, 2462 MHz, HT-20, M0 to M7



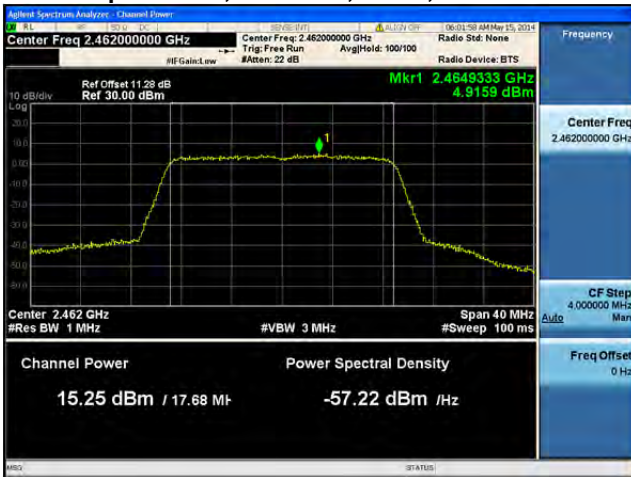
Antenna A



Antenna B



Peak Output Power, 2462 MHz, HT-20, M8 to M15



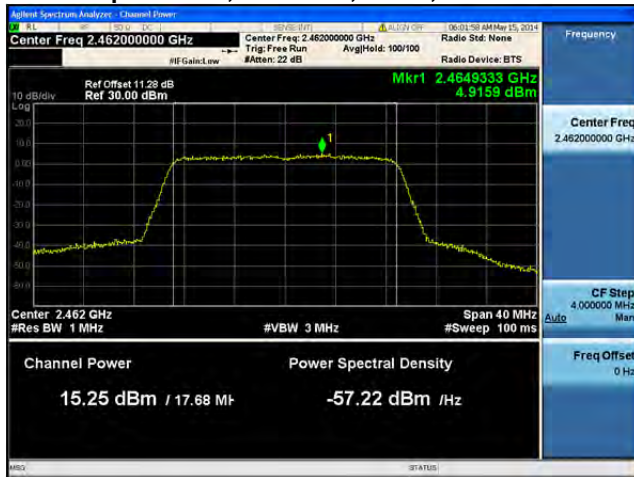
Antenna A



Antenna B



Peak Output Power, 2462 MHz, HT-20, M0 to M7



Antenna A



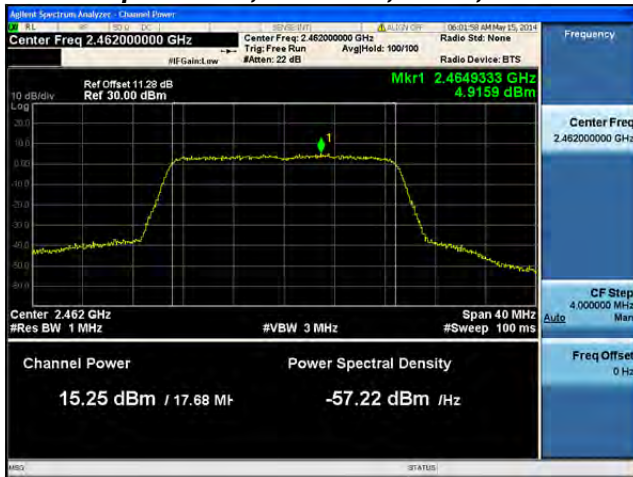
Antenna B



Antenna C



Peak Output Power, 2462 MHz, HT-20, M8 to M15



Antenna A



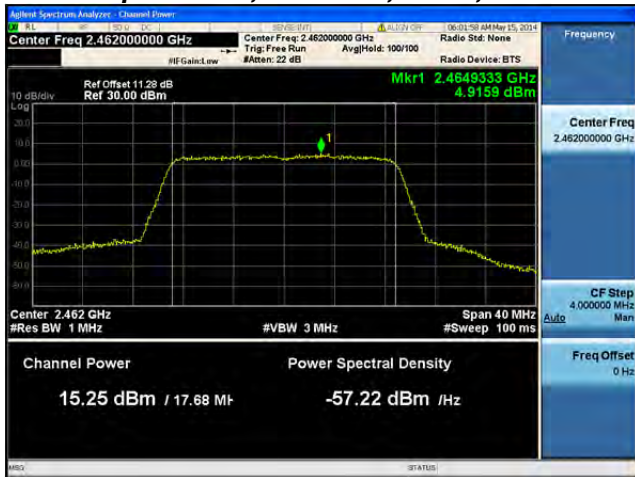
Antenna B



Antenna C



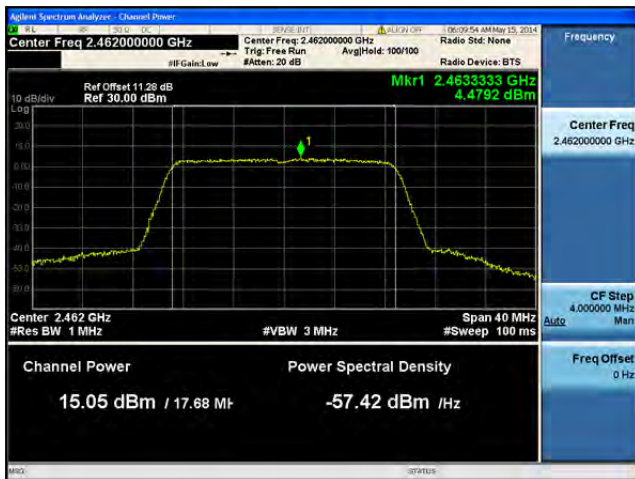
Peak Output Power, 2462 MHz, HT-20, M16 to M23



Antenna A



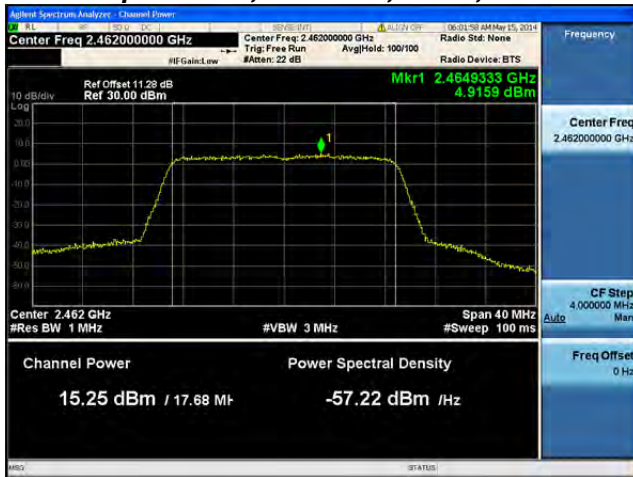
Antenna B



Antenna C



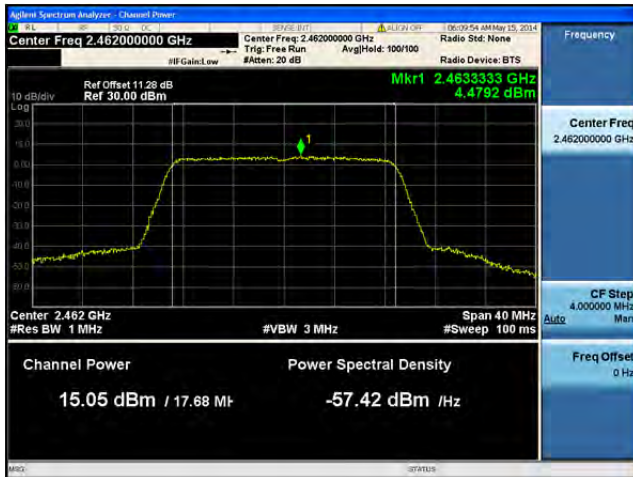
Peak Output Power, 2462 MHz, HT-20, M0 to M7



Antenna A



Antenna B



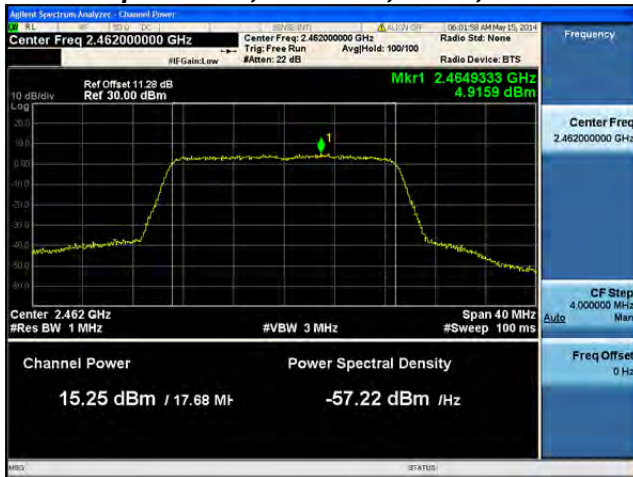
Antenna C



Antenna D



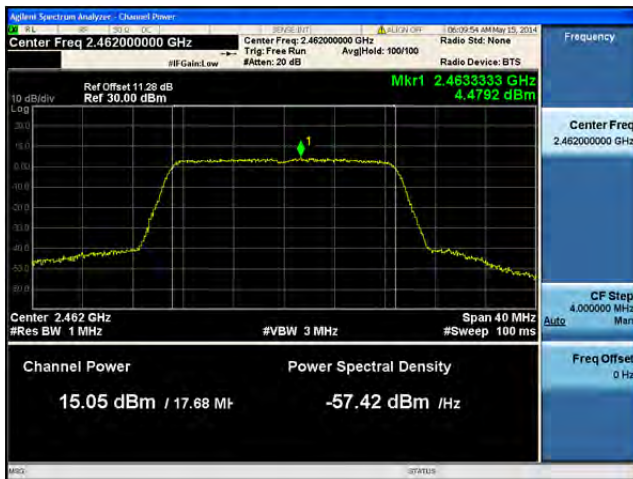
Peak Output Power, 2462 MHz, HT-20, M8 to M15



Antenna A



Antenna B



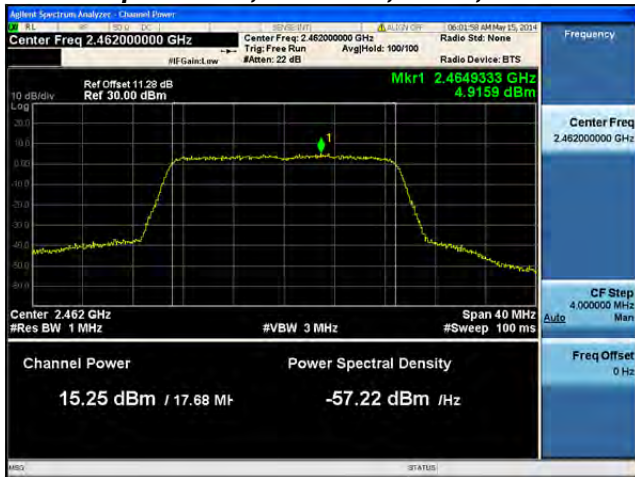
Antenna C



Antenna D



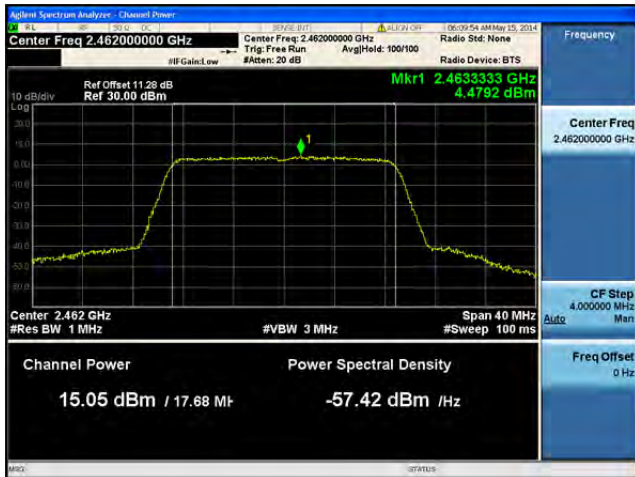
Peak Output Power, 2462 MHz, HT-20, M16 to M23



Antenna A



Antenna B



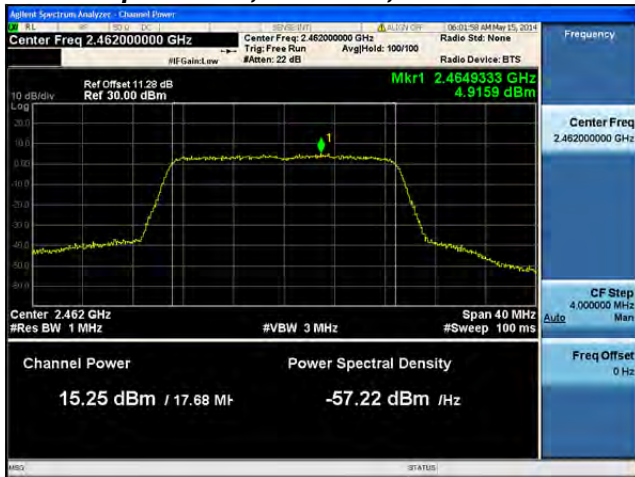
Antenna C



Antenna D



Peak Output Power, 2462 MHz, HT-20 Beam Forming, M0 to M7



Antenna A



Antenna B



Peak Output Power, 2462 MHz, HT-20 Beam Forming, M8 to M15



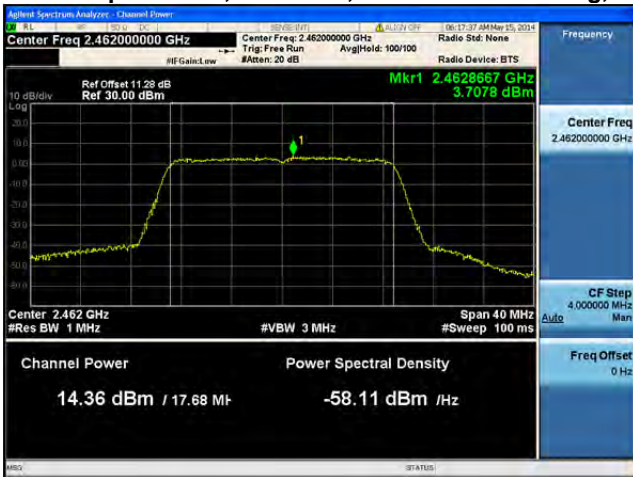
Antenna A



Antenna B



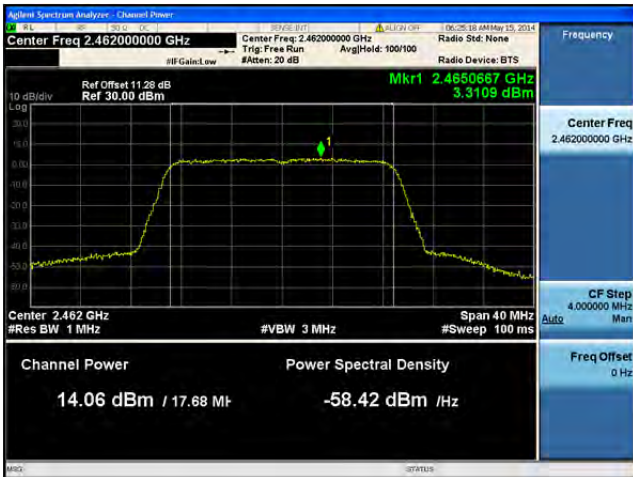
Peak Output Power, 2462 MHz, HT-20 Beam Forming, M0 to M7



Antenna A



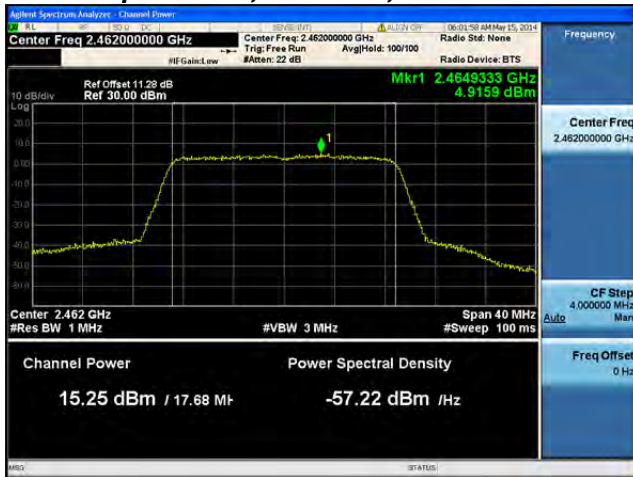
Antenna B



Antenna C



Peak Output Power, 2462 MHz, HT-20 Beam Forming, M8 to M15



Antenna A



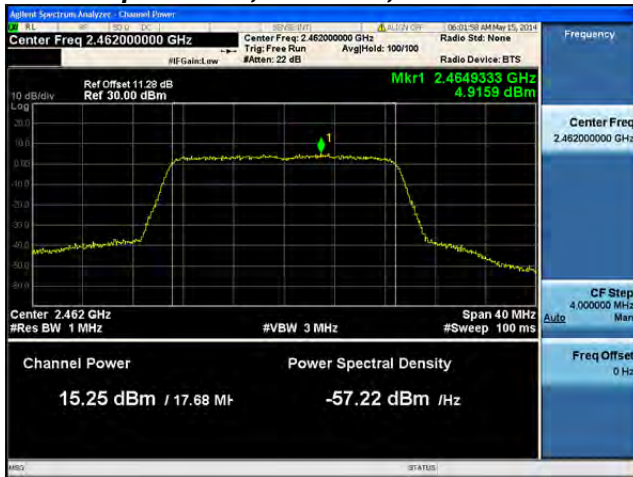
Antenna B



Antenna C



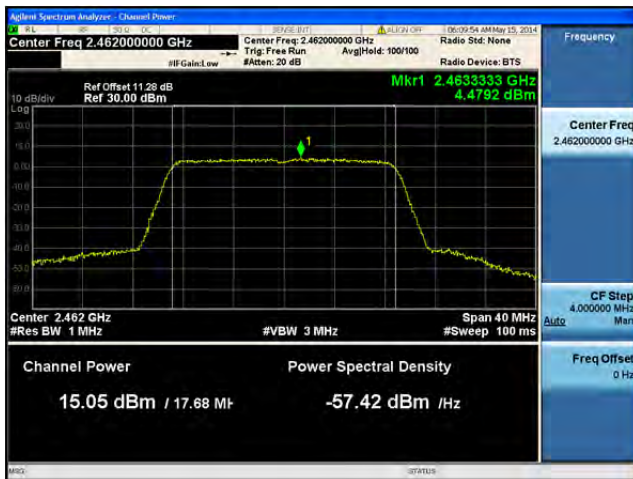
Peak Output Power, 2462 MHz, HT-20 Beam Forming, M16 to M23



Antenna A



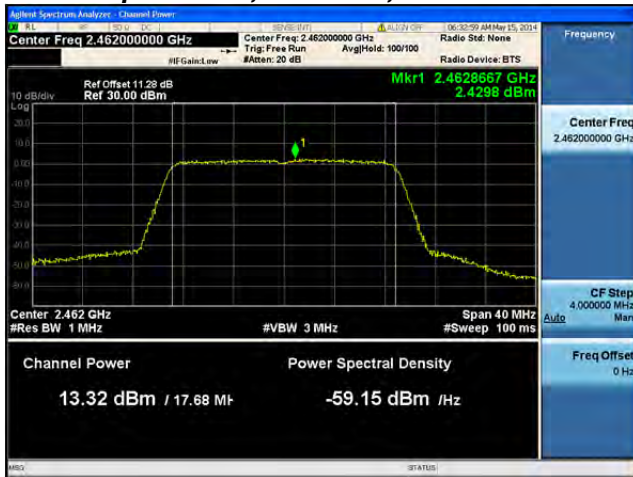
Antenna B



Antenna C



Peak Output Power, 2462 MHz, HT-20 Beam Forming, M0 to M7



Antenna A



Antenna B



Antenna C



Antenna D



Peak Output Power, 2462 MHz, HT-20 Beam Forming, M8 to M15



Antenna A



Antenna B



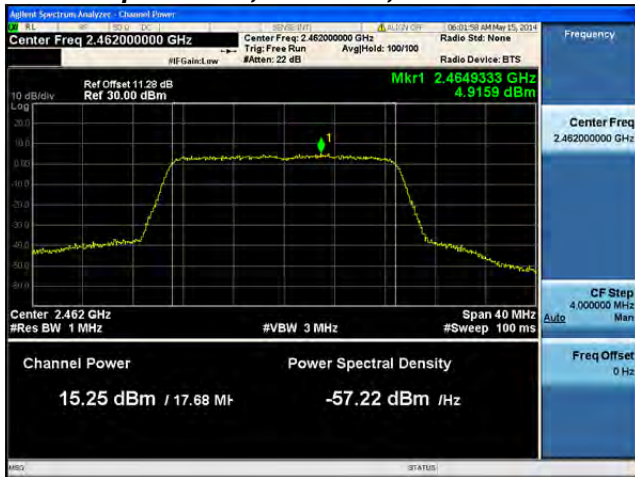
Antenna C



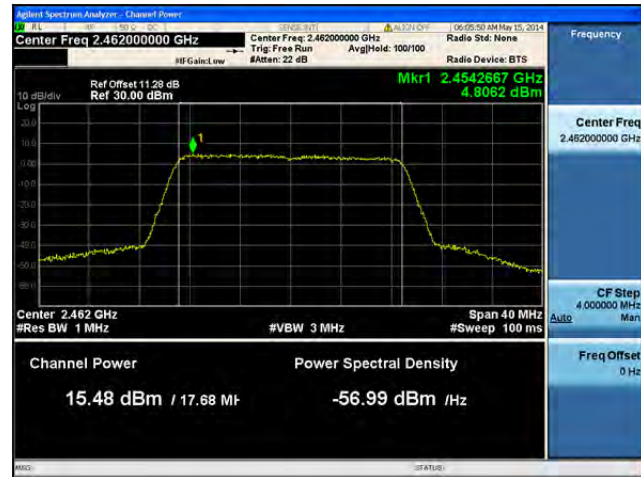
Antenna D



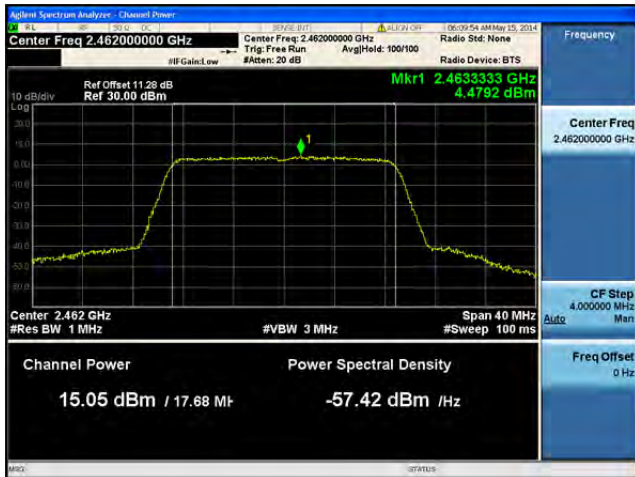
Peak Output Power, 2462 MHz, HT-20 Beam Forming, M16 to M23



Antenna A



Antenna B



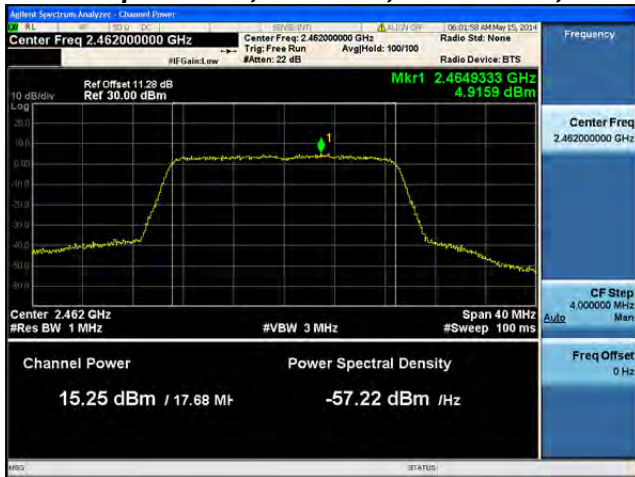
Antenna C



Antenna D



Peak Output Power, 2462 MHz, HT-20 STBC, M0 to M7



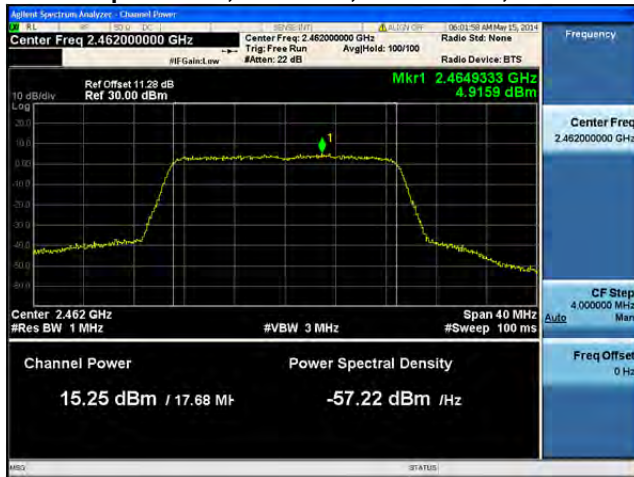
Antenna A



Antenna B



Peak Output Power, 2462 MHz, HT-20 STBC, M0 to M7



Antenna A



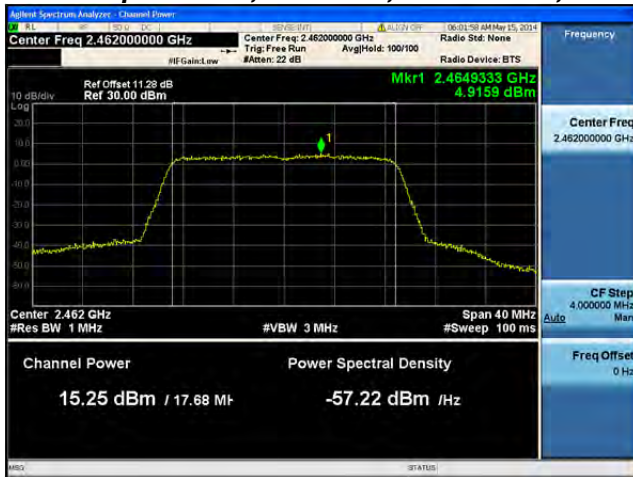
Antenna B



Antenna C



Peak Output Power, 2462 MHz, HT-20 STBC, M0 to M7



Antenna A



Antenna B



Antenna C



Antenna D



Power Spectral Density

15.247: For digitally modulated systems, the peak power spectral density conducted from the intentional radiator to the antenna shall not be greater than 8 dBm in any 3 kHz band during any time interval of continuous transmission.

Connect the antenna port(s) to the spectrum analyzer input. Place the radio in continuous transmit mode. Configure the spectrum analyzer as shown below.

Center Frequency:	Frequency from table below
Span:	20 MHz
Ref Level Offset:	Correct for attenuator and cable loss.
Reference Level:	20 dBm
Attenuation:	20 dB
Sweep Time:	10s
Resolution Bandwidth:	3 kHz
Video Bandwidth:	10 kHz
Detector:	Peak
Trace:	Single
Marker:	Peak Search

Record the Marker value.

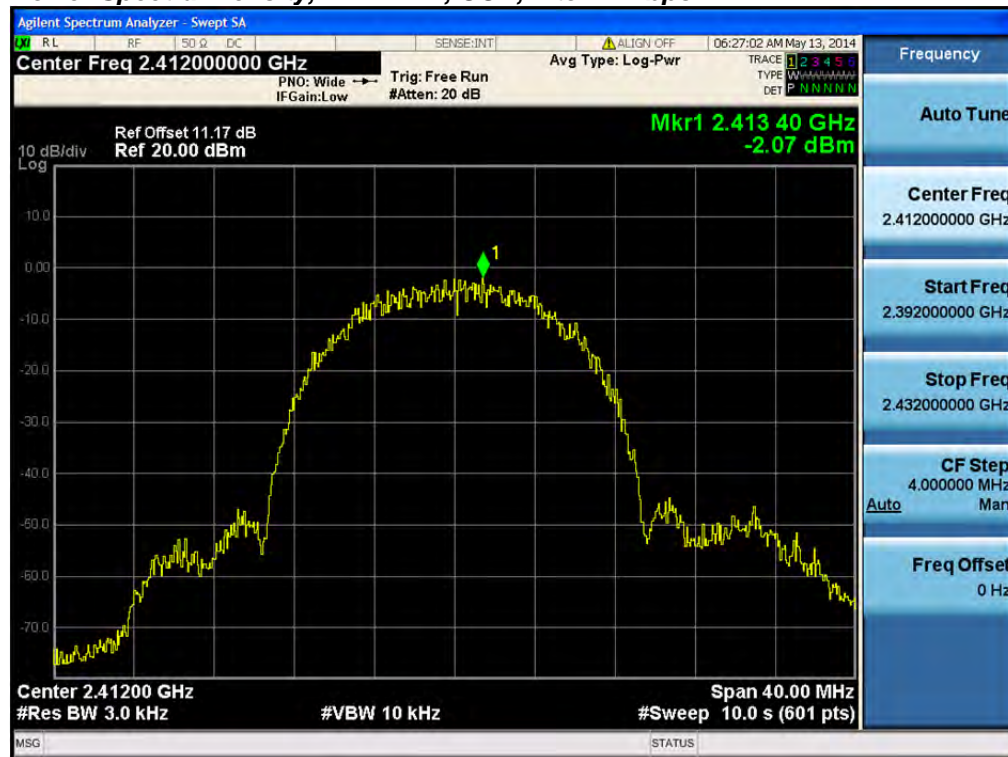
The "Measure and add $10 \log(N)$ dB technique", where N is the number of outputs, is used for measuring in-band Power Spectral Density. With this technique, spectrum measurements are performed at each output of the device, and the quantity $10 \log(4)$ (or 6dB) is added to the worst case spectrum value before comparing to the emission limit.



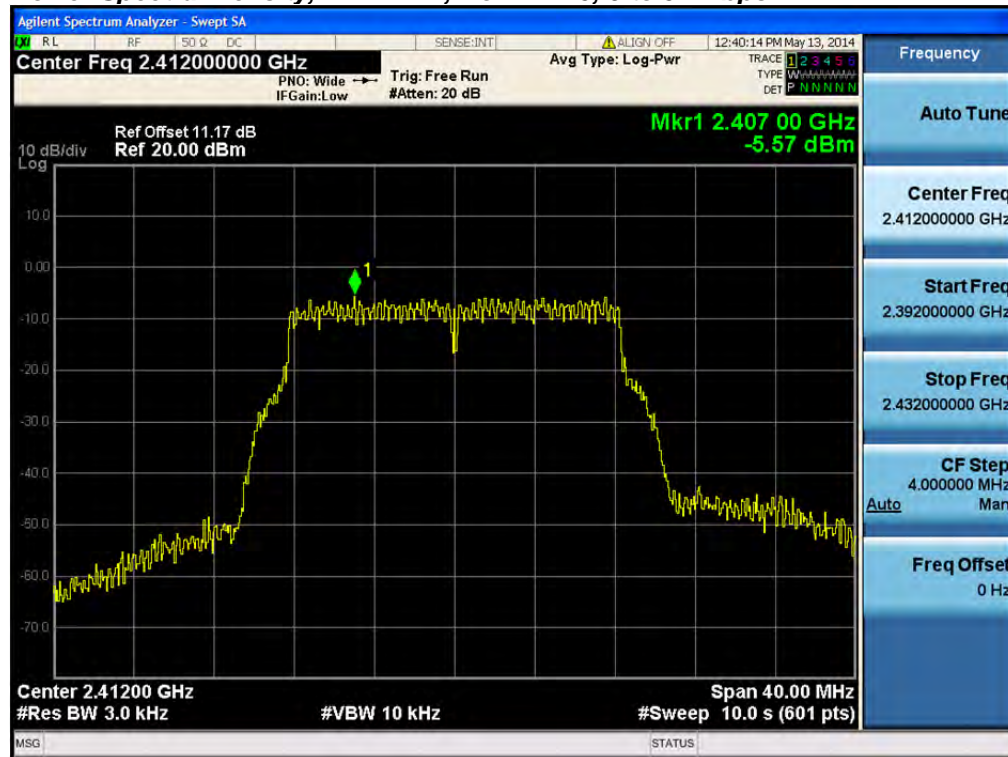
Frequency (MHz)	Mode	Data Rate (Mbps)	PSD / Antenna (dBm/3kHz)	Total PSD (dBm/3kHz)	Limit (dBm/3kHz)	Margin (dB)
2412	CCK, 1 to 11 Mbps	11	-2.1	3.9	8.0	4.1
	Non HT-20, 6 to 54 Mbps	6	-5.6	0.4	8.0	7.6
	HT-20, M0 to M23	m0	-2.6	3.4	8.0	4.6
2437	CCK, 1 to 11 Mbps	11	-1.7	4.3	8.0	3.7
	Non HT-20, 6 to 54 Mbps	6	-5.5	0.5	8.0	7.5
	HT-20, M0 to M23	m0	-2.6	3.4	8.0	4.6
2462	CCK, 1 to 11 Mbps	11	-1.8	4.2	8.0	3.8
	Non HT-20, 6 to 54 Mbps	6	-5.6	0.4	8.0	7.6
	HT-20, M0 to M23	m0	-1.9	4.1	8.0	3.9



Power Spectral Density, 2412 MHz, CCK, 1 to 11 Mbps

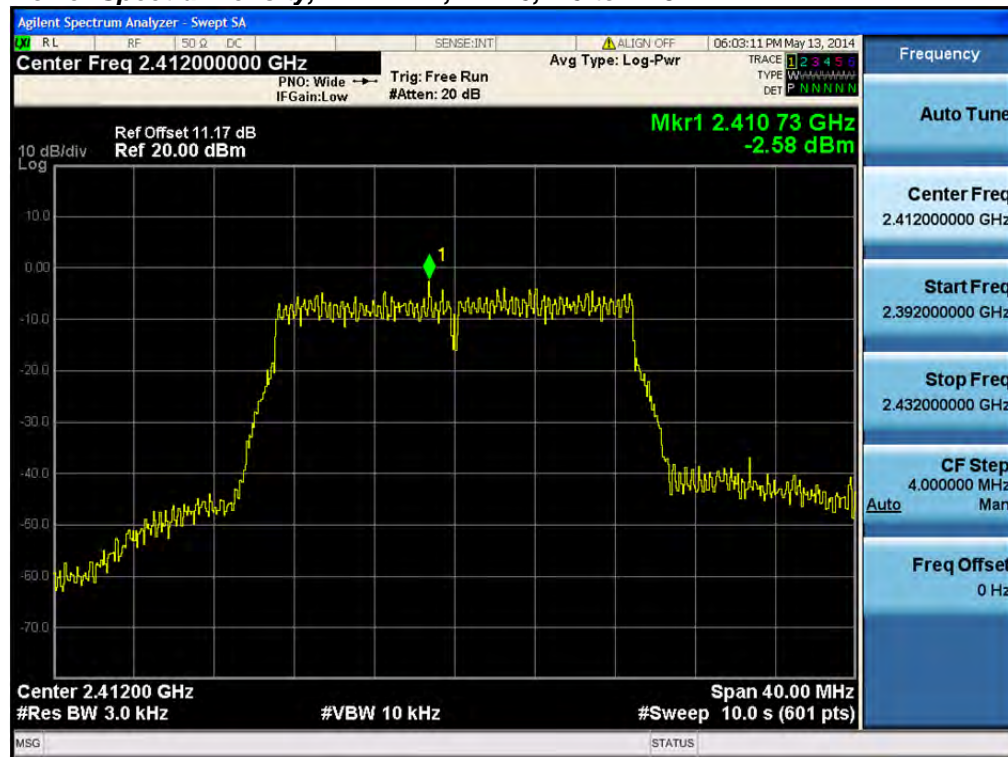


Power Spectral Density, 2412 MHz, Non HT-20, 6 to 54 Mbps





Power Spectral Density, 2412 MHz, HT-20, M0 to M23

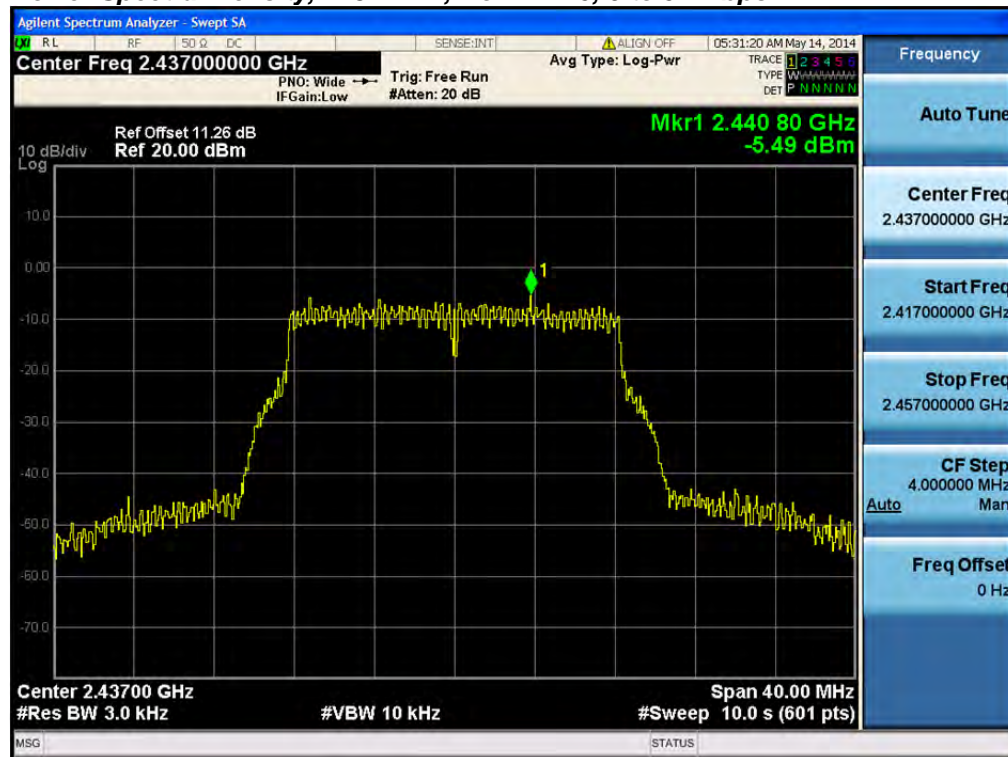


Power Spectral Density, 2437 MHz, CCK, 1 to 11 Mbps

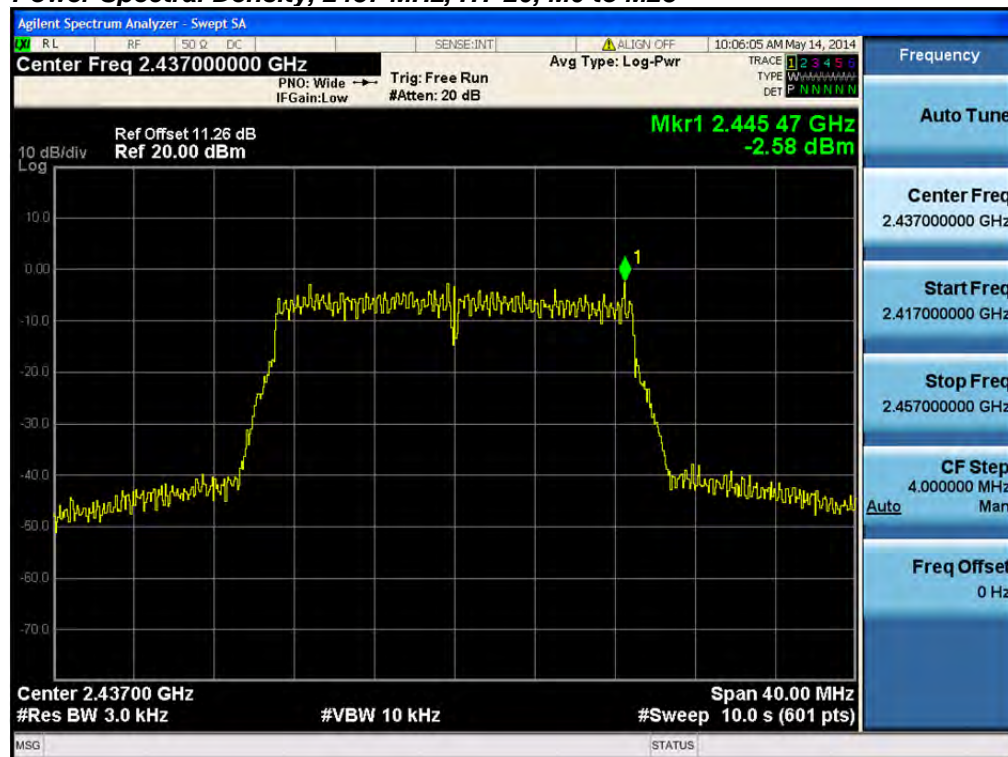




Power Spectral Density, 2437 MHz, Non HT-20, 6 to 54 Mbps

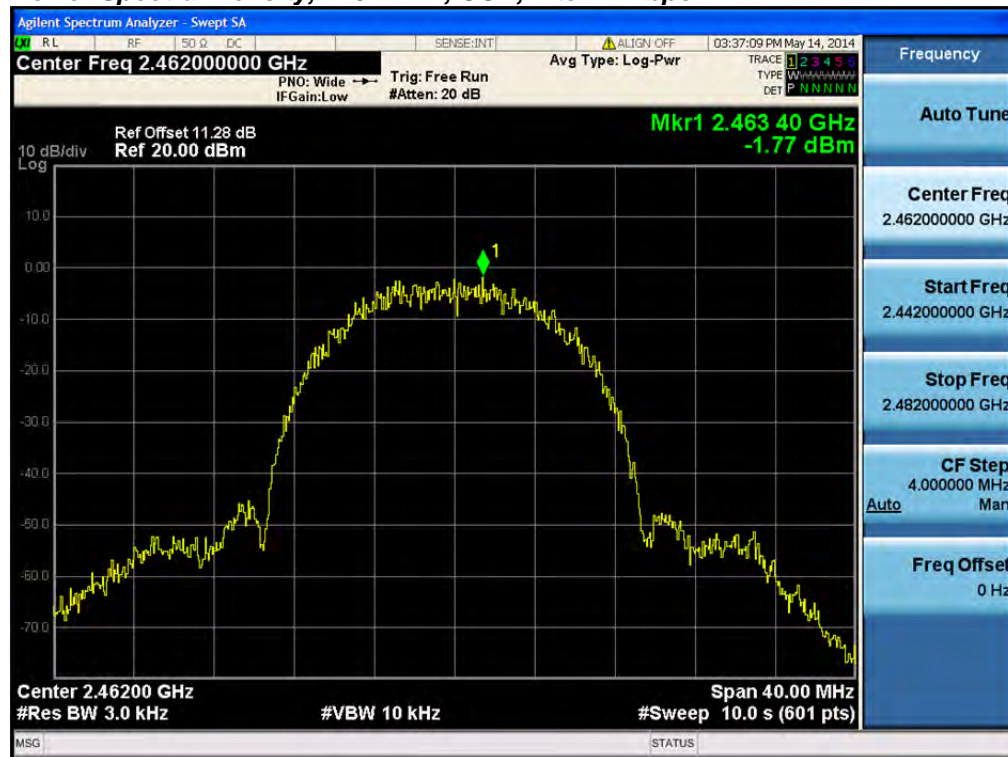


Power Spectral Density, 2437 MHz, HT-20, M0 to M23

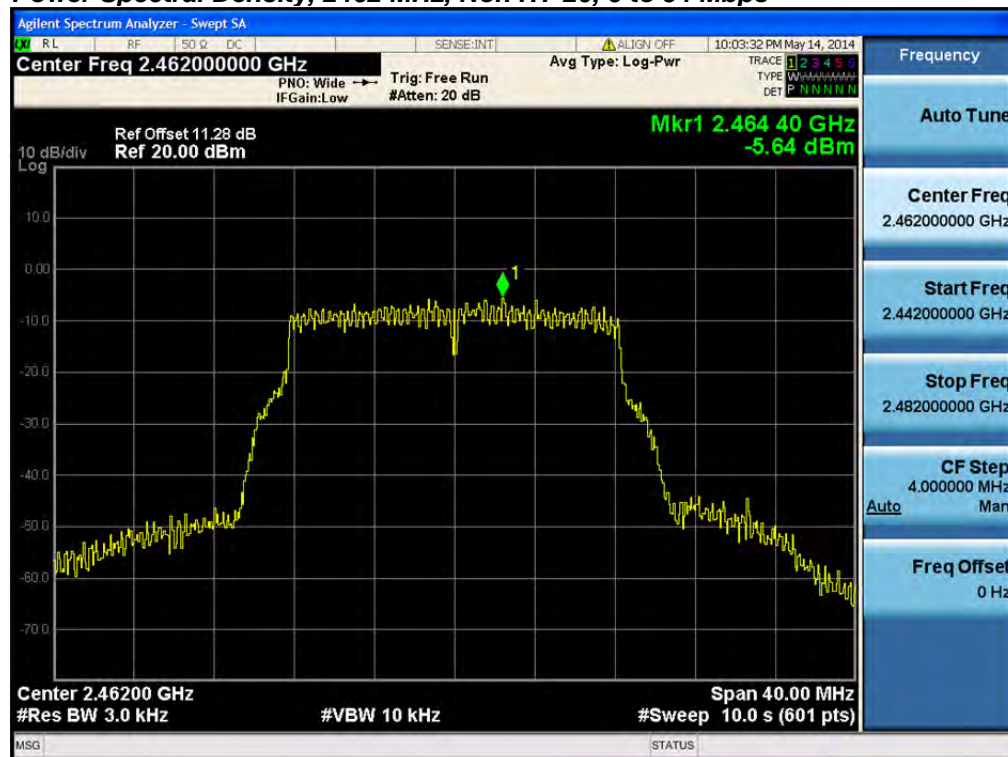




Power Spectral Density, 2462 MHz, CCK, 1 to 11 Mbps

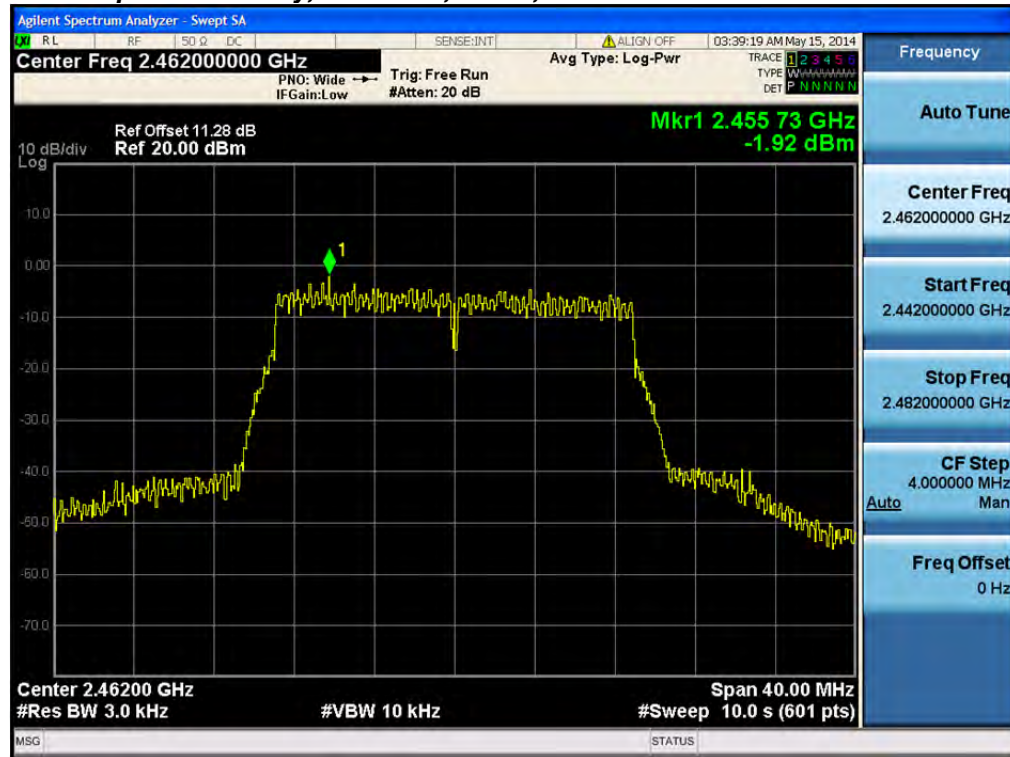


Power Spectral Density, 2462 MHz, Non HT-20, 6 to 54 Mbps





Power Spectral Density, 2462 MHz, HT-20, M0 to M23





Conducted Spurious Emissions

- 15.247:** In any 100 kHz bandwidth outside the frequency band in which the digitally modulated intentional radiator is operating, the radio frequency power that is produced by the intentional radiator shall be at least 30 dB below that in the 100 kHz bandwidth within the band that contains the highest level of the desired power.

Connect the antenna port(s) to the spectrum analyzer input. Place the radio in continuous transmit mode. Configure the spectrum analyzer as shown below (be sure to enter all losses between the transmitter output and the spectrum analyzer).

Span:	30 MHz-26 GHz
Reference Level:	20 dBm
Attenuation:	10 dB
Sweep Time:	5s
Resolution Bandwidth:	100 kHz
Video Bandwidth:	300 kHz
Detector:	Peak
Trace:	Single
Marker:	Peak

Record the marker waveform peak to spur difference

Out-of-band and spurious emissions tests are performed on each output individually without summing or adding 10 log(N) since the measurements are made relative to the in-band emissions on the individual outputs. The worst case output is recorded.



Frequency (MHz)	Mode	Tx Paths	Correlated Antenna Gain (dBi)	Tx 1 Spur Power (dBm)	Tx 2 Spur Power (dBm)	Tx 3 Spur Power (dBm)	Tx 4 Spur Power (dBm)	Total Conducted Spur (dBm)	Limit (dBm)	Margin (dB)
2412	CCK, 1 to 11 Mbps	1	13	-68.9				-55.9	-41.25	14.7
	CCK, 1 to 11 Mbps	2	13	-68.9	-68.0			-52.4	-41.25	11.2
	CCK, 1 to 11 Mbps	3	13	-68.9	-68.0	-68.8		-50.8	-41.25	9.5
	CCK, 1 to 11 Mbps	4	13	-69.9	-70.2	-69.1	-69.7	-50.7	-41.25	9.4
	Non HT-20, 6 to 54 Mbps	1	13	-73.0				-60.0	-41.25	18.8
	Non HT-20, 6 to 54 Mbps	2	13	-73.1	-73.0			-57.0	-41.25	15.8
	Non HT-20, 6 to 54 Mbps	3	13	-73.1	-73.0	-72.9		-55.2	-41.25	14.0
	Non HT-20, 6 to 54 Mbps	4	13	-72.9	-73.0	-73.0	-73.0	-54.0	-41.25	12.7
	Non HT-20 Beam Forming, 6 to 54 Mbps	2	13	-73.1	-73.0			-57.0	-41.25	15.8
	Non HT-20 Beam Forming, 6 to 54 Mbps	3	16	-71.1	-73.1	-71.0		-50.9	-41.25	9.6
	Non HT-20 Beam Forming, 6 to 54 Mbps	4	16	-71.1	-73.1	-71.0	-73.1	-49.9	-41.25	8.7
	HT-20, M0 to M7	1	13	-72.9				-59.9	-41.25	18.7
	HT-20, M0 to M7	2	13	-72.9	-73.2			-57.0	-41.25	15.8
	HT-20, M8 to M15	2	13	-72.9	-73.2			-57.0	-41.25	15.8
	HT-20, M0 to M7	3	13	-73.0	-73.2	-72.9		-55.3	-41.25	14.0
	HT-20, M8 to M15	3	13	-73.0	-73.2	-72.9		-55.3	-41.25	14.0
	HT-20, M16 to M23	3	13	-73.0	-73.2	-72.9		-55.3	-41.25	14.0
	HT-20, M0 to M7	4	13	-73.0	-73.2	-72.9	-73.1	-54.0	-41.25	12.8
	HT-20, M8 to M15	4	13	-73.0	-73.2	-72.9	-73.1	-54.0	-41.25	12.8
	HT-20, M16 to M23	4	13	-73.0	-73.2	-72.9	-73.1	-54.0	-41.25	12.8
	HT-20 Beam Forming, M0 to M7	2	13	-72.9	-73.2			-57.0	-41.25	15.8
	HT-20 Beam Forming, M8 to M15	2	13	-72.9	-73.2			-57.0	-41.25	15.8
	HT-20 Beam Forming, M0 to M7	3	16	-73.0	-73.2	-72.9		-52.3	-41.25	11.0
	HT-20 Beam Forming, M8 to M15	3	13	-73.0	-73.2	-72.9		-55.3	-41.25	14.0
	HT-20 Beam Forming, M16 to M23	3	13	-73.0	-73.2	-72.9		-55.3	-41.25	14.0
	HT-20 Beam Forming, M0 to M7	4	16	-73.0	-73.2	-72.9	-73.1	-51.0	-41.25	9.8
	HT-20 Beam Forming, M8 to M15	4	13	-73.0	-73.2	-72.9	-73.1	-54.0	-41.25	12.8
	HT-20 Beam Forming, M16 to M23	4	13	-73.0	-73.2	-72.9	-73.1	-54.0	-41.25	12.8
	HT-20 STBC, M0 to M7	2	13	-72.9	-73.2			-57.0	-41.25	15.8
	HT-20 STBC, M0 to M7	3	13	-73.0	-73.2	-72.9		-55.3	-41.25	14.0
HT-20 STBC, M0 to M7	4	13	-73.0	-73.2	-72.9	-73.1	-54.0	-41.25	12.8	
2437	CCK, 1 to 11 Mbps	1	13	-61.7				-48.7	-41.25	7.5
	CCK, 1 to 11 Mbps	2	13	-61.7	-61.8			-45.7	-41.25	4.5
	CCK, 1 to 11 Mbps	3	13	-62.8	-63.2	-68.3		-46.4	-41.25	5.1



	CCK, 1 to 11 Mbps	4	13	-65.2	-64.5	-69.5	-68.6	-47.4	-41.25	6.2
	Non HT-20, 6 to 54 Mbps	1	13	-68.9				-55.9	-41.25	14.7
	Non HT-20, 6 to 54 Mbps	2	13	-68.9	-69.0			-52.9	-41.25	11.7
	Non HT-20, 6 to 54 Mbps	3	13	-69.6	-70.0	-71.4		-52.5	-41.25	11.2
	Non HT-20, 6 to 54 Mbps	4	13	-70.6	-70.6	-71.7	-72.2	-52.2	-41.25	10.9
	Non HT-20 Beam Forming, 6 to 54 Mbps	2	13	-68.9	-69.0			-52.9	-41.25	11.7
	Non HT-20 Beam Forming, 6 to 54 Mbps	3	16	-71.3	-71.3	-72.2		-50.8	-41.25	9.6
	Non HT-20 Beam Forming, 6 to 54 Mbps	4	16	-71.8	-71.5	-72.3	-72.3	-49.9	-41.25	8.7
	HT-20, M0 to M7	1	13	-68.1				-55.1	-41.25	13.9
	HT-20, M0 to M7	2	13	-68.1	-69.5			-52.7	-41.25	11.5
	HT-20, M8 to M15	2	13	-68.1	-69.5			-52.7	-41.25	11.5
	HT-20, M0 to M7	3	13	-69.3	-70.2	-71.4		-52.4	-41.25	11.2
	HT-20, M8 to M15	3	13	-69.3	-70.2	-71.4		-52.4	-41.25	11.2
	HT-20, M16 to M23	3	13	-69.3	-70.2	-71.4		-52.4	-41.25	11.2
	HT-20, M0 to M7	4	13	-69.9	-71.0	-71.6	-72.3	-52.1	-41.25	10.8
	HT-20, M8 to M15	4	13	-69.9	-71.0	-71.6	-72.3	-52.1	-41.25	10.8
	HT-20, M16 to M23	4	13	-69.9	-71.0	-71.6	-72.3	-52.1	-41.25	10.8
	HT-20 Beam Forming, M0 to M7	2	13	-68.1	-69.5			-52.7	-41.25	11.5
	HT-20 Beam Forming, M8 to M15	2	13	-68.1	-69.5			-52.7	-41.25	11.5
	HT-20 Beam Forming, M0 to M7	3	16	-70.8	-71.4	-72.1		-50.6	-41.25	9.4
	HT-20 Beam Forming, M8 to M15	3	13	-69.9	-71.0	-71.6		-53.0	-41.25	11.8
	HT-20 Beam Forming, M16 to M23	3	13	-69.3	-70.2	-71.4		-52.4	-41.25	11.2
	HT-20 Beam Forming, M0 to M7	4	16	-71.6	-71.6	-72.3	-72.4	-49.9	-41.25	8.7
	HT-20 Beam Forming, M8 to M15	4	13	-70.8	-71.4	-72.1	-72.3	-52.6	-41.25	11.3
	HT-20 Beam Forming, M16 to M23	4	13	-69.9	-71.0	-71.6	-72.3	-52.1	-41.25	10.8
	HT-20 STBC, M0 to M7	2	13	-68.1	-69.5			-52.7	-41.25	11.5
	HT-20 STBC, M0 to M7	3	13	-69.3	-70.2	-71.4		-52.4	-41.25	11.2
	HT-20 STBC, M0 to M7	4	13	-69.9	-71.0	-71.6	-72.3	-52.1	-41.25	10.8
2462	CCK, 1 to 11 Mbps	1	13	-67.4				-54.4	-41.25	13.2
	CCK, 1 to 11 Mbps	2	13	-67.4	-64.2			-49.5	-41.25	8.3
	CCK, 1 to 11 Mbps	3	13	-66.4	-65.6	-67.3		-48.6	-41.25	7.4
	CCK, 1 to 11 Mbps	4	13	-67.6	-69.0	-68.7	-69.2	-49.6	-41.25	8.3
	Non HT-20, 6 to 54 Mbps	1	13	-72.2				-59.2	-41.25	18.0
	Non HT-20, 6 to 54 Mbps	2	13	-72.3	-72.1			-56.2	-41.25	14.9
	Non HT-20, 6 to 54 Mbps	3	13	-71.1	-72.3	-72.3		-54.1	-41.25	12.8
	Non HT-20, 6 to 54 Mbps	4	13	-71.1	-72.3	-72.3	-72.3	-52.9	-41.25	11.7
	Non HT-20 Beam Forming, 6 to 54 Mbps	2	13	-72.3	-72.1			-56.2	-41.25	14.9
	Non HT-20 Beam Forming, 6 to 54 Mbps	3	16	-71.1	-72.3	-72.3		-51.1	-41.25	9.8
	Non HT-20 Beam Forming, 6 to 54 Mbps	4	16	-72.3	-72.3	-72.3	-72.4	-50.3	-41.25	9.1
	HT-20, M0 to M7	1	13	-72.3				-59.3	-41.25	18.1



HT-20, M0 to M7	2	13	-72.2	-72.3				-56.2	-41.25	15.0
HT-20, M8 to M15	2	13	-72.2	-72.3				-56.2	-41.25	15.0
HT-20, M0 to M7	3	13	-72.2	-72.3	-72.1			-54.4	-41.25	13.2
HT-20, M8 to M15	3	13	-72.2	-72.3	-72.1			-54.4	-41.25	13.2
HT-20, M16 to M23	3	13	-72.2	-72.3	-72.1			-54.4	-41.25	13.2
HT-20, M0 to M7	4	13	-72.2	-72.3	-72.1	-72.2		-53.2	-41.25	11.9
HT-20, M8 to M15	4	13	-72.2	-72.3	-72.1	-72.2		-53.2	-41.25	11.9
HT-20, M16 to M23	4	13	-72.2	-72.3	-72.1	-72.2		-53.2	-41.25	11.9
HT-20 Beam Forming, M0 to M7	2	13	-72.2	-72.3				-56.2	-41.25	15.0
HT-20 Beam Forming, M8 to M15	2	13	-72.2	-72.3				-56.2	-41.25	15.0
HT-20 Beam Forming, M0 to M7	3	16	-72.4	-70.8	-72.3			-51.0	-41.25	9.7
HT-20 Beam Forming, M8 to M15	3	13	-72.2	-72.3	-72.1			-54.4	-41.25	13.2
HT-20 Beam Forming, M16 to M23	3	13	-72.2	-72.3	-72.1			-54.4	-41.25	13.2
HT-20 Beam Forming, M0 to M7	4	16	-70.9	-71.0	-72.4	-72.2		-49.6	-41.25	8.3
HT-20 Beam Forming, M8 to M15	4	13	-72.2	-72.3	-72.1	-72.2		-53.2	-41.25	11.9
HT-20 Beam Forming, M16 to M23	4	13	-72.2	-72.3	-72.1	-72.2		-53.2	-41.25	11.9
HT-20 STBC, M0 to M7	2	13	-72.2	-72.3				-56.2	-41.25	15.0
HT-20 STBC, M0 to M7	3	13	-72.2	-72.3	-72.1			-54.4	-41.25	13.2
HT-20 STBC, M0 to M7	4	13	-72.2	-72.3	-72.1	-72.2		-53.2	-41.25	11.9



Frequency (MHz)	Mode	Tx Paths	Correlated Antenna Gain (dBi)	Tx 1 Spur Power (dBm)	Tx 2 Spur Power (dBm)	Tx 3 Spur Power (dBm)	Tx 4 Spur Power (dBm)	Total Conducted Spur (dBm)	Limit (dBm)	Margin (dB)
2412	CCK, 1 to 11 Mbps	1	13	-59.9				-46.9	-27	19.9
	CCK, 1 to 11 Mbps	2	13	-59.9	-64.1			-45.5	-27	18.5
	CCK, 1 to 11 Mbps	3	13	-59.9	-64.1	-62.2		-44.0	-27	17.0
	CCK, 1 to 11 Mbps	4	13	-64.0	-63.4	-63.8	-63.4	-44.6	-27	17.6
	Non HT-20, 6 to 54 Mbps	1	13	-63.3				-50.3	-27	23.3
	Non HT-20, 6 to 54 Mbps	2	13	-64.8	-59.8			-45.6	-27	18.6
	Non HT-20, 6 to 54 Mbps	3	13	-64.8	-59.8	-65.1		-44.7	-27	17.7
	Non HT-20, 6 to 54 Mbps	4	13	-63.1	-64.7	-65.1	-62.6	-44.7	-27	17.7
	Non HT-20 Beam Forming, 6 to 54 Mbps	2	13	-64.8	-59.8			-45.6	-27	18.6
	Non HT-20 Beam Forming, 6 to 54 Mbps	3	16	-65.0	-65.2	-65.8		-44.5	-27	17.5
	Non HT-20 Beam Forming, 6 to 54 Mbps	4	16	-65.0	-65.2	-65.8	-64.2	-43.0	-27	16.0
	HT-20, M0 to M7	1	13	-64.9				-51.9	-27	24.9
	HT-20, M0 to M7	2	13	-64.9	-64.7			-48.8	-27	21.8
	HT-20, M8 to M15	2	13	-64.9	-64.7			-48.8	-27	21.8
	HT-20, M0 to M7	3	13	-63.6	-63.7	-64.5		-46.1	-27	19.1
	HT-20, M8 to M15	3	13	-63.6	-63.7	-64.5		-46.1	-27	19.1
	HT-20, M16 to M23	3	13	-63.6	-63.7	-64.5		-46.1	-27	19.1
	HT-20, M0 to M7	4	13	-63.6	-63.7	-64.5	-64.3	-45.0	-27	18.0
	HT-20, M8 to M15	4	13	-63.6	-63.7	-64.5	-64.3	-45.0	-27	18.0
	HT-20, M16 to M23	4	13	-63.6	-63.7	-64.5	-64.3	-45.0	-27	18.0
	HT-20 Beam Forming, M0 to M7	2	13	-64.9	-64.7			-48.8	-27	21.8
	HT-20 Beam Forming, M8 to M15	2	13	-64.9	-64.7			-48.8	-27	21.8
	HT-20 Beam Forming, M0 to M7	3	16	-63.6	-63.7	-64.5		-43.1	-27	16.1
	HT-20 Beam Forming, M8 to M15	3	13	-63.6	-63.7	-64.5		-46.1	-27	19.1
	HT-20 Beam Forming, M16 to M23	3	13	-63.6	-63.7	-64.5		-46.1	-27	19.1
	HT-20 Beam Forming, M0 to M7	4	16	-63.6	-63.7	-64.5	-64.3	-42.0	-27	15.0
	HT-20 Beam Forming, M8 to M15	4	13	-63.6	-63.7	-64.5	-64.3	-45.0	-27	18.0
	HT-20 Beam Forming, M16 to M23	4	13	-63.6	-63.7	-64.5	-64.3	-45.0	-27	18.0
	HT-20 STBC, M0 to M7	2	13	-64.9	-64.7			-48.8	-27	21.8
	HT-20 STBC, M0 to M7	3	13	-63.6	-63.7	-64.5		-46.1	-27	19.1
HT-20 STBC, M0 to M7	4	13	-63.6	-63.7	-64.5	-64.3	-45.0	-27	18.0	
2437	CCK, 1 to 11 Mbps	1	13	-60.6				-47.6	-27	20.6
	CCK, 1 to 11 Mbps	2	13	-60.6	-61.7			-45.1	-27	18.1
	CCK, 1 to 11 Mbps	3	13	-61.7	-62.1	-63.2		-44.5	-27	17.5



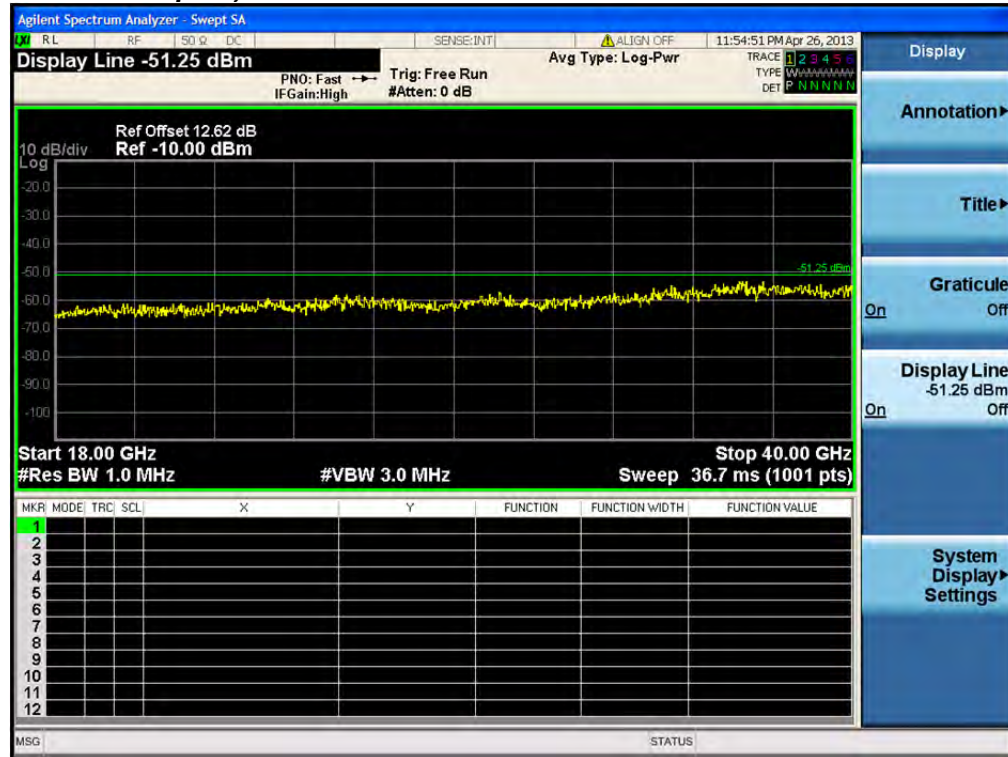
	CCK, 1 to 11 Mbps	4	13	-61.7	-63.7	-63.4	-64.3	-44.1	-27	17.1
	Non HT-20, 6 to 54 Mbps	1	13	-63.1				-50.1	-27	23.1
	Non HT-20, 6 to 54 Mbps	2	13	-63.1	-62.1			-46.6	-27	19.6
	Non HT-20, 6 to 54 Mbps	3	13	-62.9	-64.6	-63.3		-45.8	-27	18.8
	Non HT-20, 6 to 54 Mbps	4	13	-62.3	-62.9	-64.1	-63.9	-44.2	-27	17.2
	Non HT-20 Beam Forming, 6 to 54 Mbps	2	13	-63.1	-62.1			-46.6	-27	19.6
	Non HT-20 Beam Forming, 6 to 54 Mbps	3	16	-63.1	-63.5	-63.2		-42.5	-27	15.5
	Non HT-20 Beam Forming, 6 to 54 Mbps	4	16	-63.3	-62.6	-62.6	-63.5	-41.0	-27	14.0
	HT-20, M0 to M7	1	13	-61.6				-48.6	-27	21.6
	HT-20, M0 to M7	2	13	-61.6	-61.7			-45.6	-27	18.6
	HT-20, M8 to M15	2	13	-61.6	-61.7			-45.6	-27	18.6
	HT-20, M0 to M7	3	13	-61.9	-61.2	-61.9		-43.9	-27	16.9
	HT-20, M8 to M15	3	13	-61.9	-61.2	-61.9		-43.9	-27	16.9
	HT-20, M16 to M23	3	13	-61.9	-61.2	-61.9		-43.9	-27	16.9
	HT-20, M0 to M7	4	13	-60.8	-61.7	-63.0	-63.0	-43.0	-27	16.0
	HT-20, M8 to M15	4	13	-60.8	-61.7	-63.0	-63.0	-43.0	-27	16.0
	HT-20, M16 to M23	4	13	-60.8	-61.7	-63.0	-63.0	-43.0	-27	16.0
	HT-20 Beam Forming, M0 to M7	2	13	-61.6	-61.7			-45.6	-27	18.6
	HT-20 Beam Forming, M8 to M15	2	13	-61.6	-61.7			-45.6	-27	18.6
	HT-20 Beam Forming, M0 to M7	3	16	-58.8	-63.6	-64.0		-40.7	-27	13.7
	HT-20 Beam Forming, M8 to M15	3	13	-60.8	-61.7	-63.0		-44.0	-27	17.0
	HT-20 Beam Forming, M16 to M23	3	13	-61.9	-61.2	-61.9		-43.9	-27	16.9
	HT-20 Beam Forming, M0 to M7	4	16	-62.3	-64.6	-63.6	-61.1	-40.7	-27	13.7
	HT-20 Beam Forming, M8 to M15	4	13	-58.8	-63.6	-64.0	-64.5	-43.0	-27	16.0
	HT-20 Beam Forming, M16 to M23	4	13	-60.8	-61.7	-63.0	-63.0	-43.0	-27	16.0
	HT-20 STBC, M0 to M7	2	13	-61.6	-61.7			-45.6	-27	18.6
	HT-20 STBC, M0 to M7	3	13	-61.9	-61.2	-61.9		-43.9	-27	16.9
	HT-20 STBC, M0 to M7	4	13	-60.8	-61.7	-63.0	-63.0	-43.0	-27	16.0
2462	CCK, 1 to 11 Mbps	1	13	-63.1				-50.1	-27	23.1
	CCK, 1 to 11 Mbps	2	13	-63.1	-63.2			-47.1	-27	20.1
	CCK, 1 to 11 Mbps	3	13	-64.1	-63.1	-61.3		-44.9	-27	17.9
	CCK, 1 to 11 Mbps	4	13	-65.4	-63.6	-63.8	-64.4	-45.2	-27	18.2
	Non HT-20, 6 to 54 Mbps	1	13	-64.4				-51.4	-27	24.4
	Non HT-20, 6 to 54 Mbps	2	13	-59.7	-64.7			-45.5	-27	18.5
	Non HT-20, 6 to 54 Mbps	3	13	-65.1	-65.0	-63.3		-46.6	-27	19.6
	Non HT-20, 6 to 54 Mbps	4	13	-65.1	-65.0	-63.3	-64.6	-45.4	-27	18.4
	Non HT-20 Beam Forming, 6 to 54 Mbps	2	13	-59.7	-64.7			-45.5	-27	18.5
	Non HT-20 Beam Forming, 6 to 54 Mbps	3	16	-65.1	-65.0	-63.3		-43.6	-27	16.6
	Non HT-20 Beam Forming, 6 to 54 Mbps	4	16	-64.1	-63.8	-63.9	-61.0	-41.0	-27	14.0
	HT-20, M0 to M7	1	13	-62.6				-49.6	-27	22.6



HT-20, M0 to M7	2	13	-65.0	-63.3				-48.1	-27	21.1
HT-20, M8 to M15	2	13	-65.0	-63.3				-48.1	-27	21.1
HT-20, M0 to M7	3	13	-65.0	-63.3	-63.4			-46.1	-27	19.1
HT-20, M8 to M15	3	13	-65.0	-63.3	-63.4			-46.1	-27	19.1
HT-20, M16 to M23	3	13	-65.0	-63.3	-63.4			-46.1	-27	19.1
HT-20, M0 to M7	4	13	-65.0	-63.3	-63.4	-64.9		-45.1	-27	18.1
HT-20, M8 to M15	4	13	-65.0	-63.3	-63.4	-64.9		-45.1	-27	18.1
HT-20, M16 to M23	4	13	-65.0	-63.3	-63.4	-64.9		-45.1	-27	18.1
HT-20 Beam Forming, M0 to M7	2	13	-65.0	-63.3				-48.1	-27	21.1
HT-20 Beam Forming, M8 to M15	2	13	-65.0	-63.3				-48.1	-27	21.1
HT-20 Beam Forming, M0 to M7	3	16	-62.9	-63.3	-63.5			-42.5	-27	15.5
HT-20 Beam Forming, M8 to M15	3	13	-65.0	-63.3	-63.4			-46.1	-27	19.1
HT-20 Beam Forming, M16 to M23	3	13	-65.0	-63.3	-63.4			-46.1	-27	19.1
HT-20 Beam Forming, M0 to M7	4	16	-63.0	-63.5	-63.8	-64.4		-41.6	-27	14.6
HT-20 Beam Forming, M8 to M15	4	13	-65.0	-63.3	-63.4	-64.9		-45.1	-27	18.1
HT-20 Beam Forming, M16 to M23	4	13	-65.0	-63.3	-63.4	-64.9		-45.1	-27	18.1
HT-20 STBC, M0 to M7	2	13	-65.0	-63.3				-48.1	-27	21.1
HT-20 STBC, M0 to M7	3	13	-65.0	-63.3	-63.4			-46.1	-27	19.1
HT-20 STBC, M0 to M7	4	13	-65.0	-63.3	-63.4	-64.9		-45.1	-27	18.1

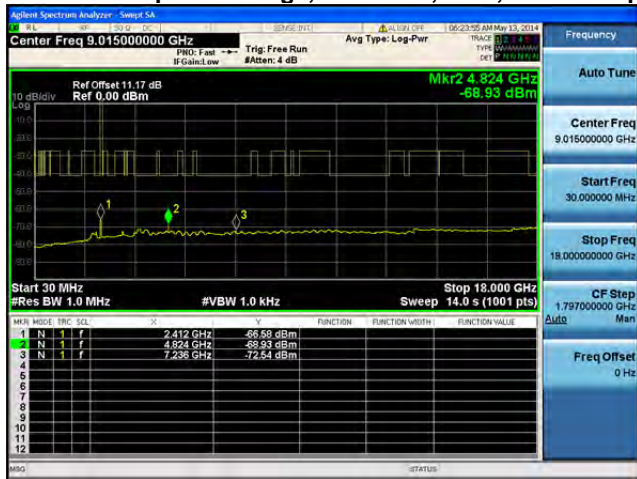


Conducted Spurs, All Antennas





Conducted Spurs Average, 2412 MHz, CCK, 1 to 11 Mbps



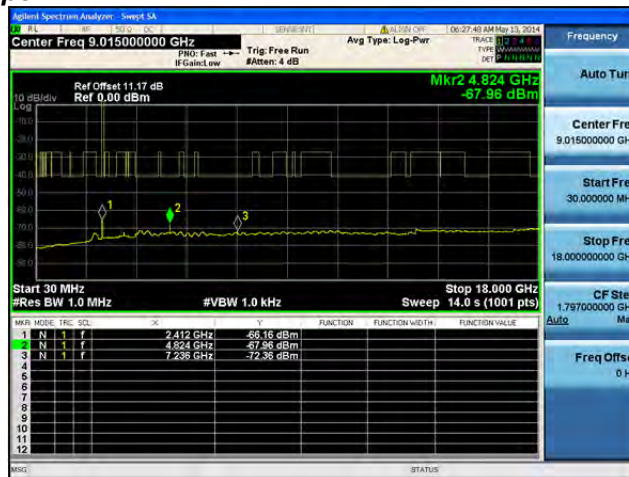
Antenna A



Conducted Spurs Average, 2412 MHz, CCK, 1 to 11 Mbps



Antenna A



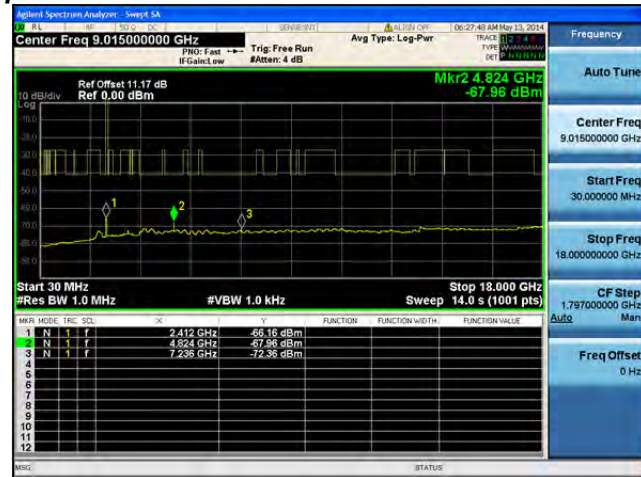
Antenna B



Conducted Spurs Average, 2412 MHz, CCK, 1 to 11 Mbps



Antenna A



Antenna B



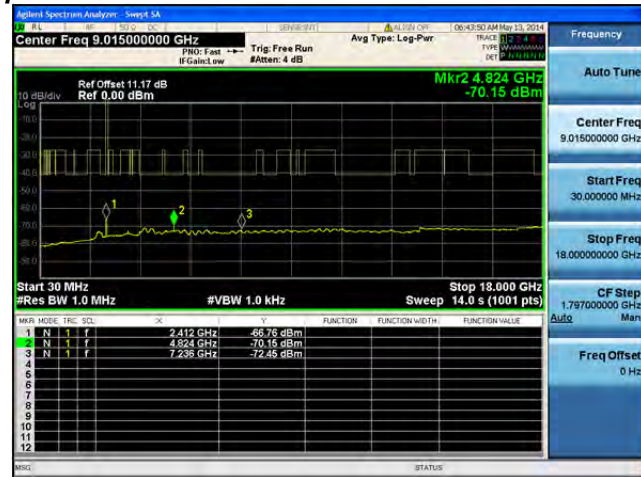
Antenna C



Conducted Spurs Average, 2412 MHz, CCK, 1 to 11 Mbps



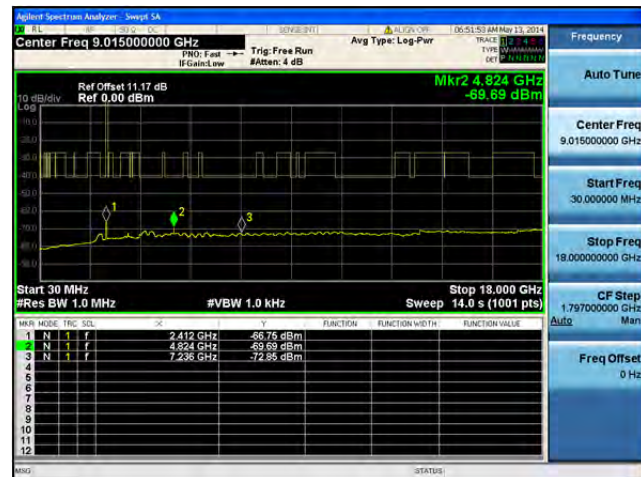
Antenna A



Antenna B



Antenna C



Antenna D



Conducted Spurs Average, 2412 MHz, Non HT-20, 6 to 54 Mbps



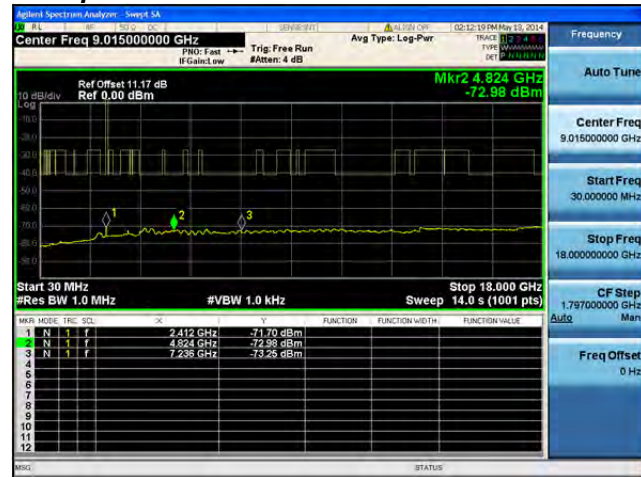
Antenna A



Conducted Spurs Average, 2412 MHz, Non HT-20, 6 to 54 Mbps



Antenna A



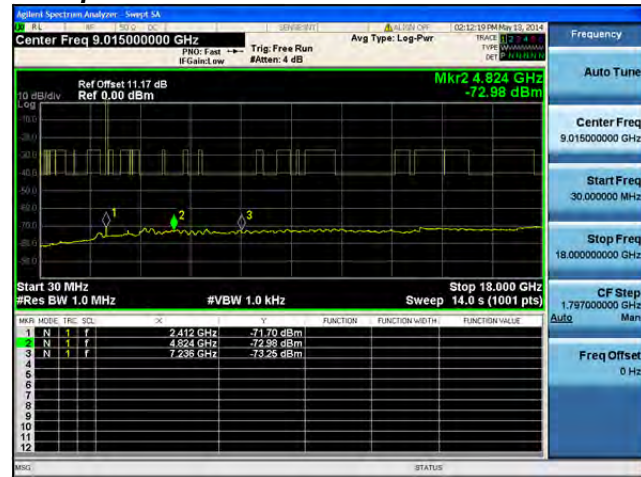
Antenna B



Conducted Spurs Average, 2412 MHz, Non HT-20, 6 to 54 Mbps



Antenna A



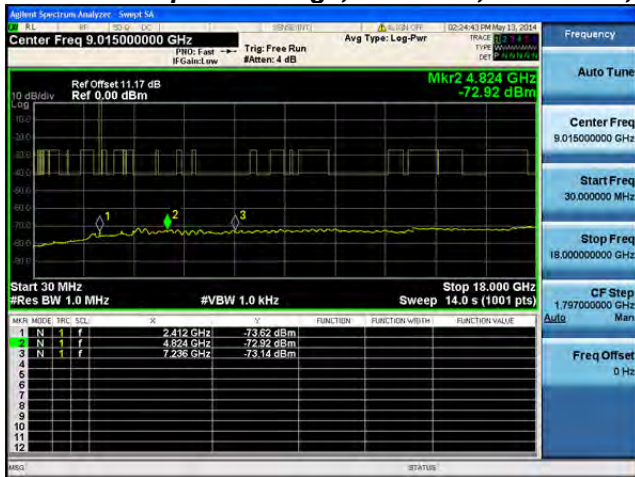
Antenna B



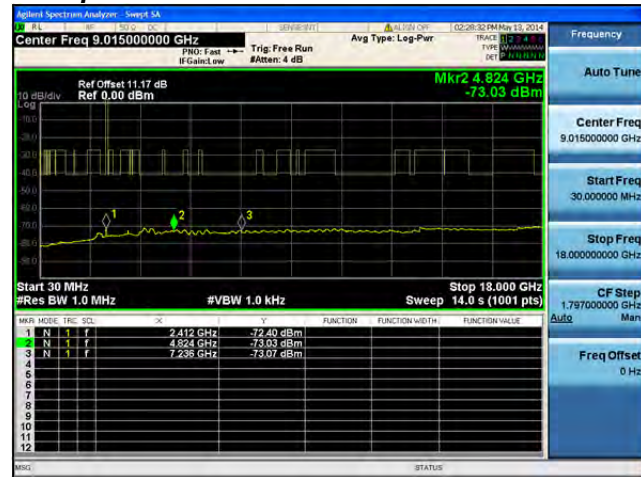
Antenna C



Conducted Spurs Average, 2412 MHz, Non HT-20, 6 to 54 Mbps



Antenna A



Antenna B



Antenna C



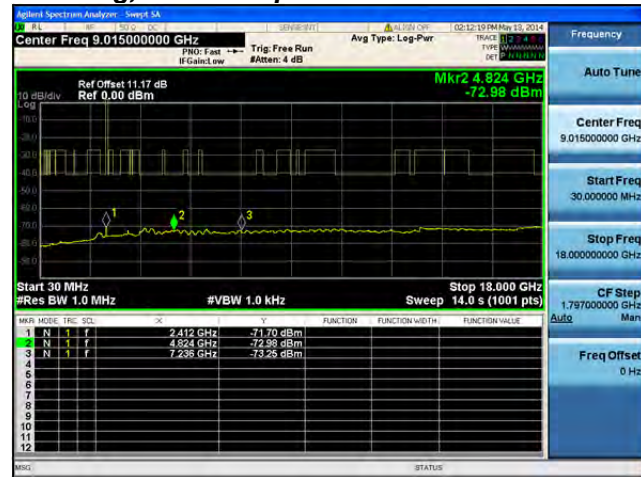
Antenna D



Conducted Spurs Average, 2412 MHz, Non HT-20 Beam Forming, 6 to 54 Mbps



Antenna A



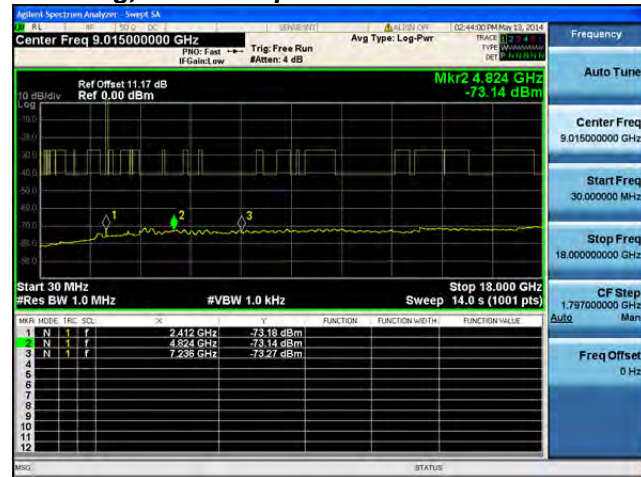
Antenna B



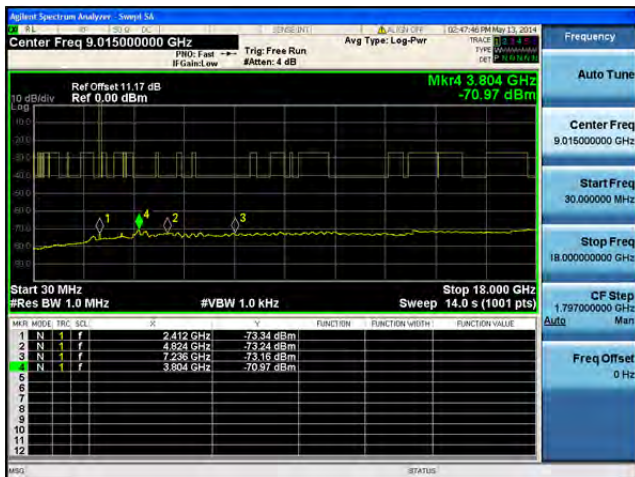
Conducted Spurs Average, 2412 MHz, Non HT-20 Beam Forming, 6 to 54 Mbps



Antenna A



Antenna B



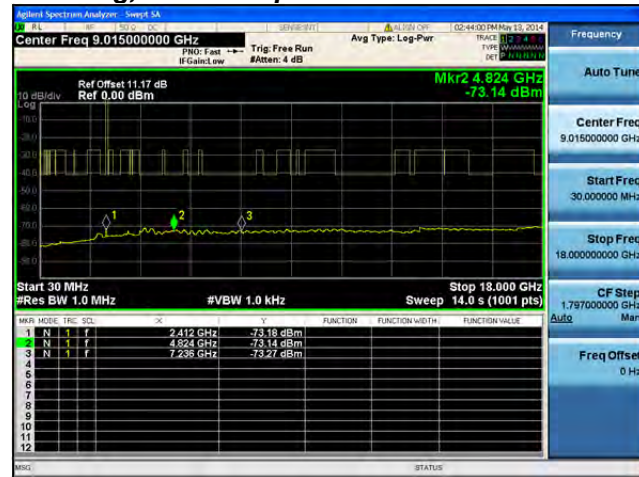
Antenna C



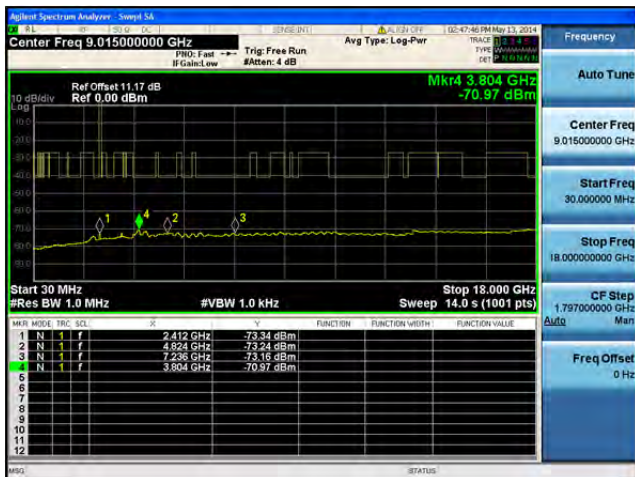
Conducted Spurs Average, 2412 MHz, Non HT-20 Beam Forming, 6 to 54 Mbps



Antenna A



Antenna B



Antenna C



Antenna D



Conducted Spurs Average, 2412 MHz, HT-20, M0 to M7



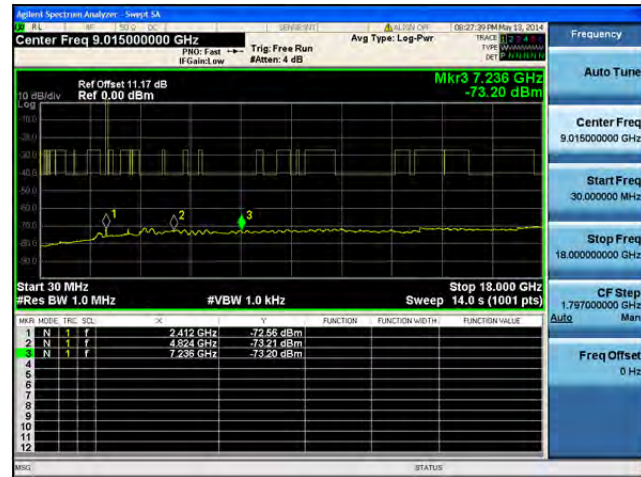
Antenna A



Conducted Spurs Average, 2412 MHz, HT-20, M0 to M7



Antenna A



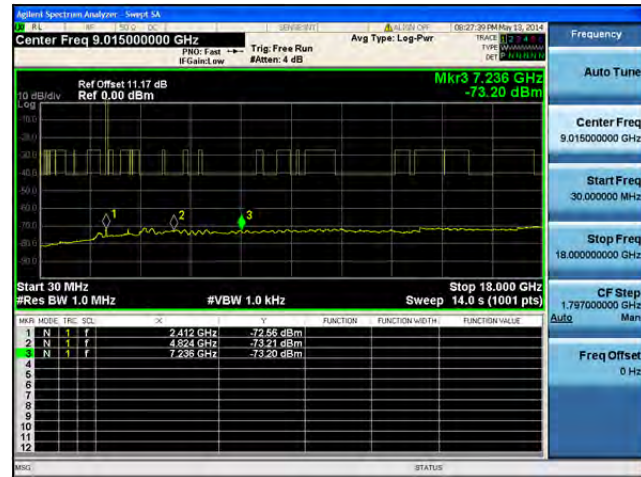
Antenna B



Conducted Spurs Average, 2412 MHz, HT-20, M8 to M15



Antenna A



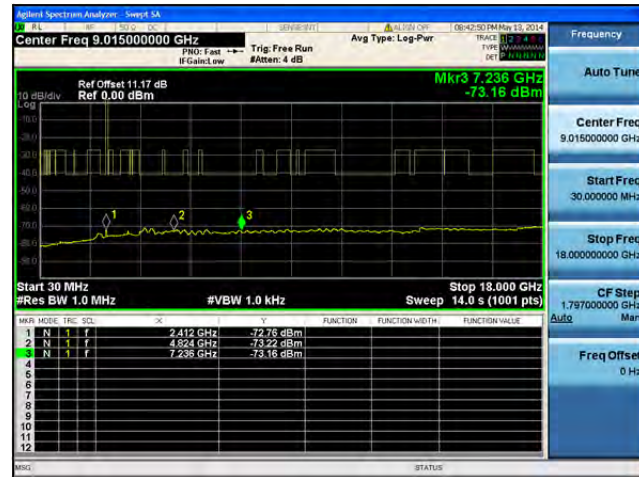
Antenna B



Conducted Spurs Average, 2412 MHz, HT-20, M0 to M7



Antenna A



Antenna B



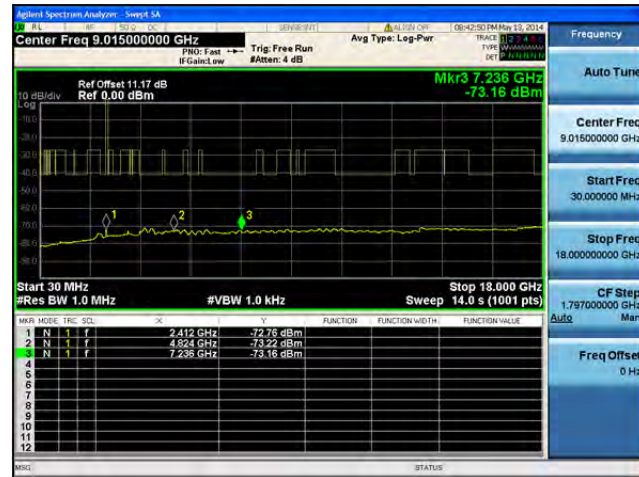
Antenna C



Conducted Spurs Average, 2412 MHz, HT-20, M8 to M15



Antenna A



Antenna B



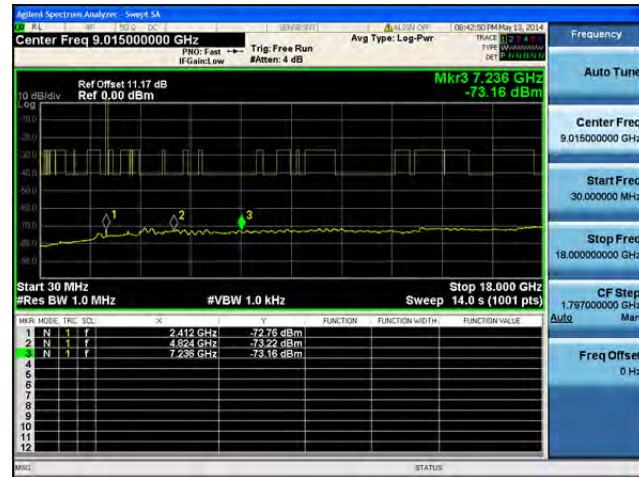
Antenna C



Conducted Spurs Average, 2412 MHz, HT-20, M16 to M23



Antenna A



Antenna B



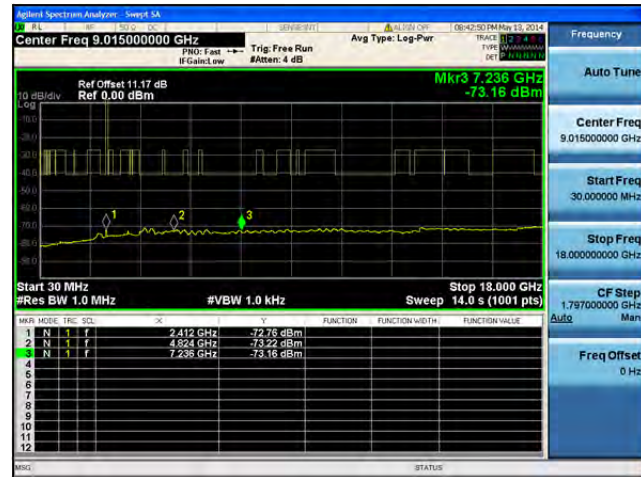
Antenna C



Conducted Spurs Average, 2412 MHz, HT-20, M0 to M7



Antenna A



Antenna B



Antenna C



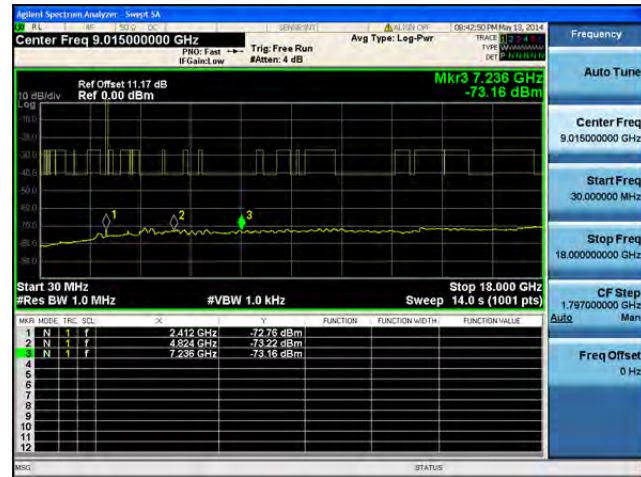
Antenna D



Conducted Spurs Average, 2412 MHz, HT-20, M8 to M15



Antenna A



Antenna B



Antenna C



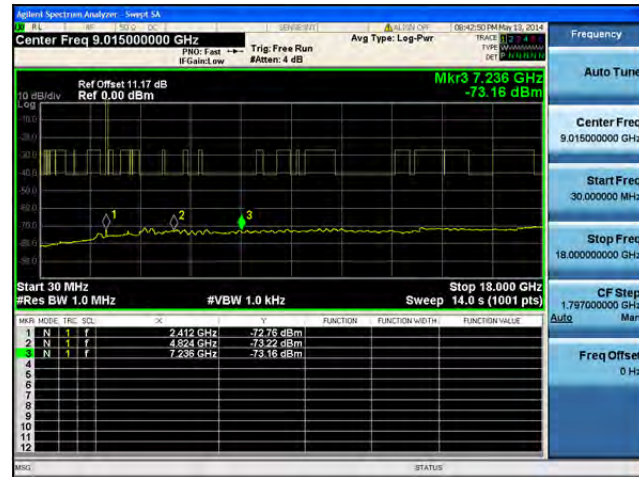
Antenna D



Conducted Spurs Average, 2412 MHz, HT-20, M16 to M23



Antenna A



Antenna B



Antenna C



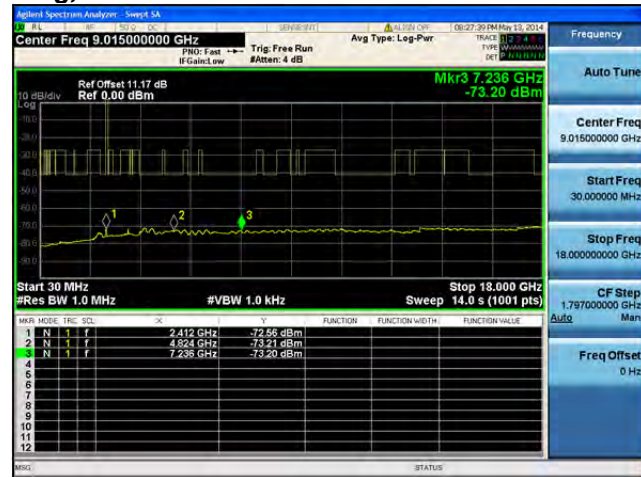
Antenna D



Conducted Spurs Average, 2412 MHz, HT-20 Beam Forming, M0 to M7



Antenna A



Antenna B



Conducted Spurs Average, 2412 MHz, HT-20 Beam Forming, M8 to M15



Antenna A



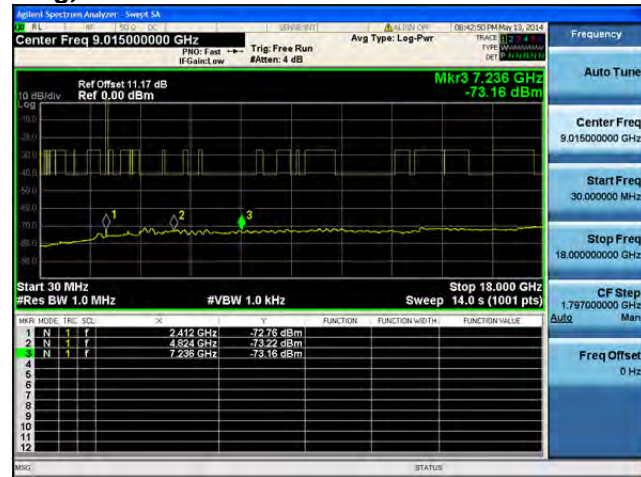
Antenna B



Conducted Spurs Average, 2412 MHz, HT-20 Beam Forming, M0 to M7



Antenna A



Antenna B



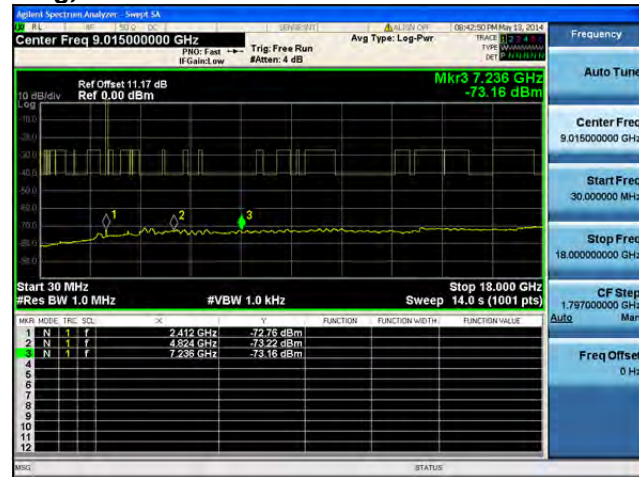
Antenna C



Conducted Spurs Average, 2412 MHz, HT-20 Beam Forming, M8 to M15



Antenna A



Antenna B



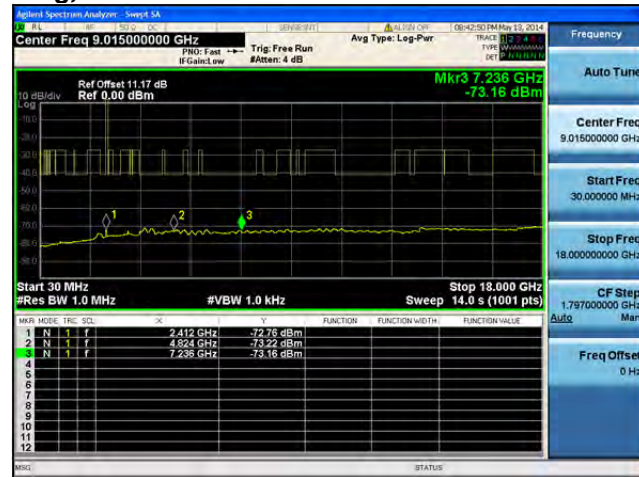
Antenna C



Conducted Spurs Average, 2412 MHz, HT-20 Beam Forming, M16 to M23



Antenna A



Antenna B



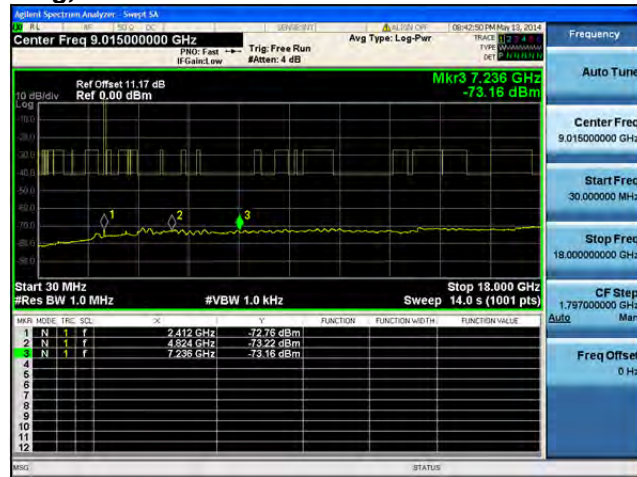
Antenna C



Conducted Spurs Average, 2412 MHz, HT-20 Beam Forming, M0 to M7



Antenna A



Antenna B



Antenna C



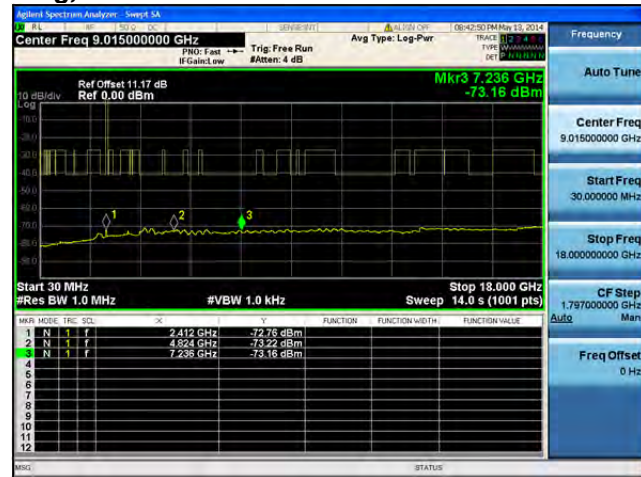
Antenna D



Conducted Spurs Average, 2412 MHz, HT-20 Beam Forming, M8 to M15



Antenna A



Antenna B



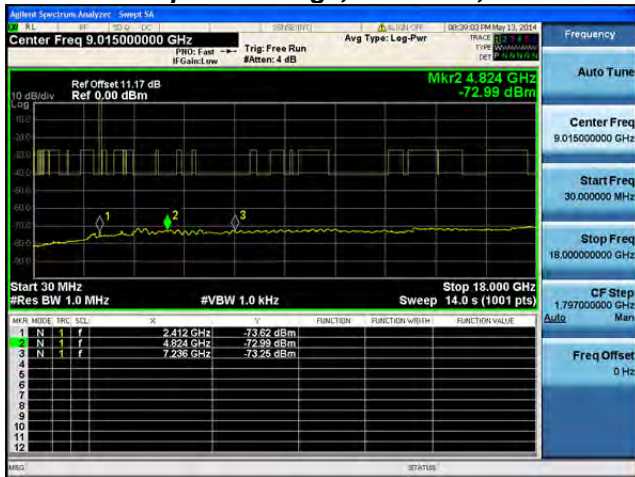
Antenna C



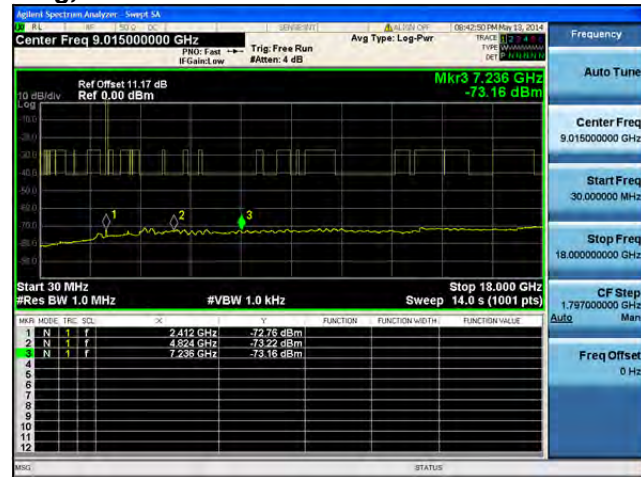
Antenna D



Conducted Spurs Average, 2412 MHz, HT-20 Beam Forming, M16 to M23



Antenna A



Antenna B



Antenna C



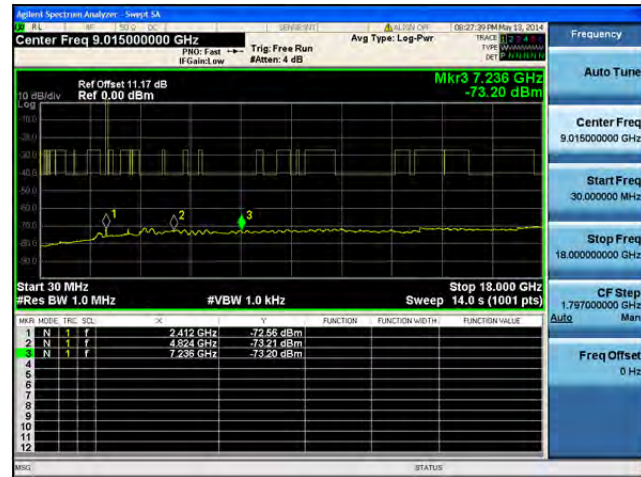
Antenna D



Conducted Spurs Average, 2412 MHz, HT-20 STBC, M0 to M7



Antenna A



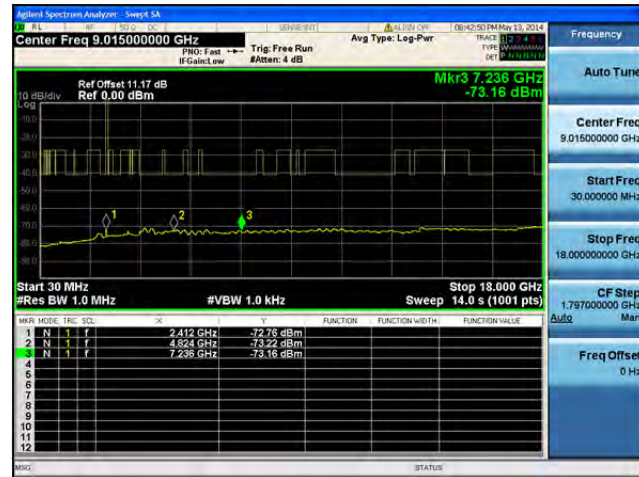
Antenna B



Conducted Spurs Average, 2412 MHz, HT-20 STBC, M0 to M7



Antenna A



Antenna B



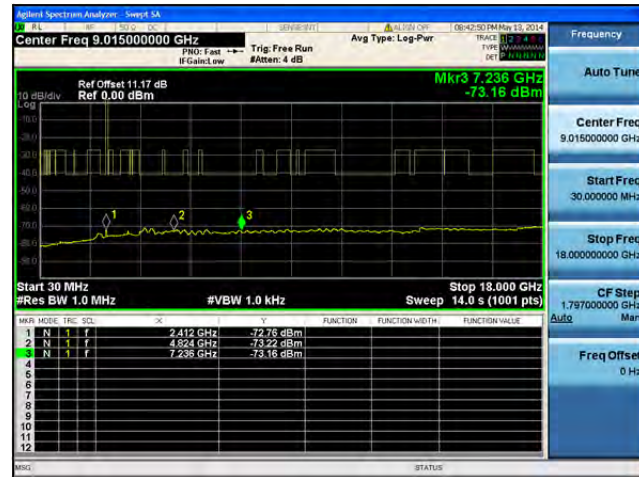
Antenna C



Conducted Spurs Average, 2412 MHz, HT-20 STBC, M0 to M7



Antenna A



Antenna B



Antenna C



Antenna D



Conducted Spurs Average, 2437 MHz, CCK, 1 to 11 Mbps



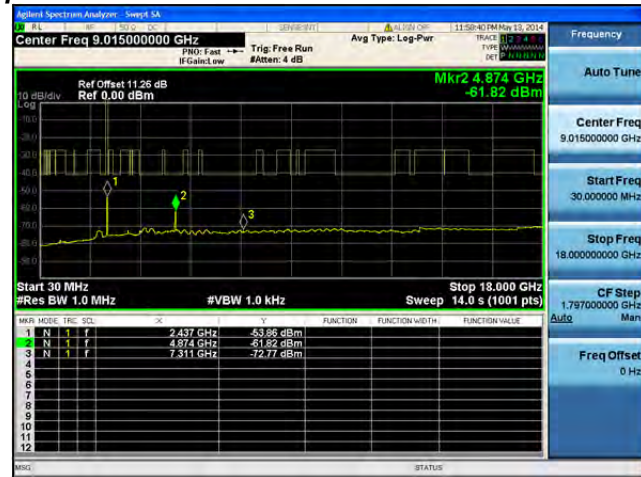
Antenna A



Conducted Spurs Average, 2437 MHz, CCK, 1 to 11 Mbps



Antenna A



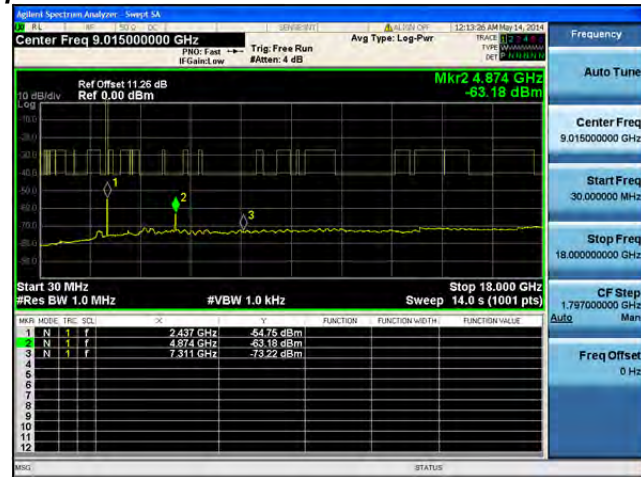
Antenna B



Conducted Spurs Average, 2437 MHz, CCK, 1 to 11 Mbps



Antenna A



Antenna B



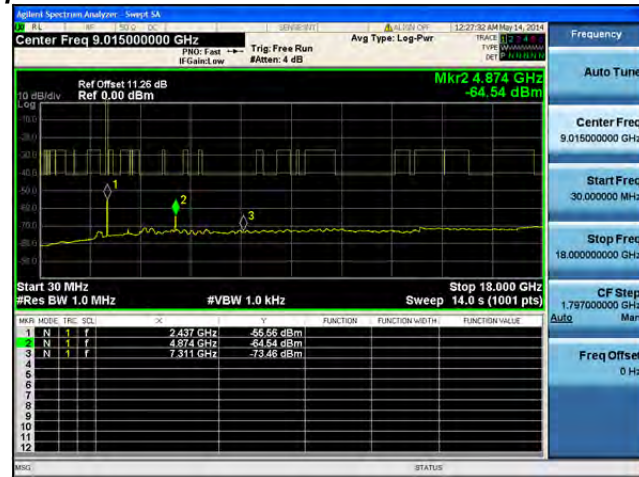
Antenna C



Conducted Spurs Average, 2437 MHz, CCK, 1 to 11 Mbps



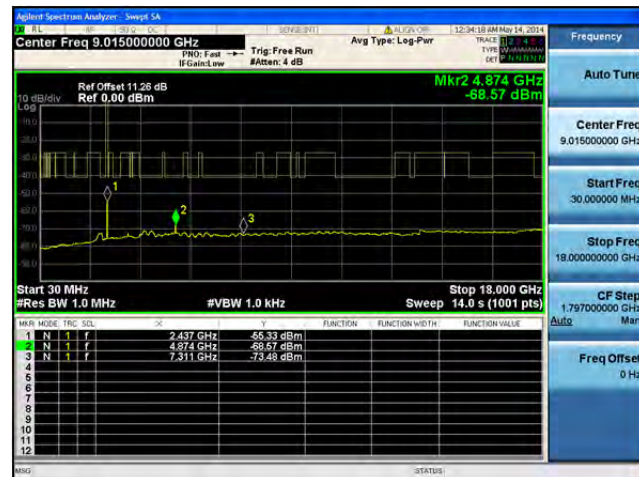
Antenna A



Antenna B



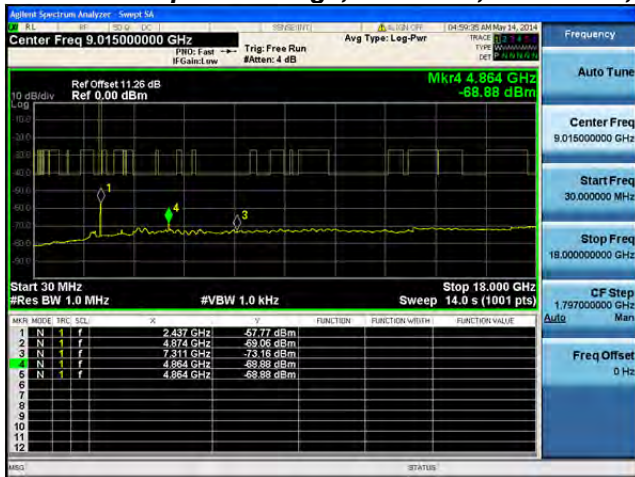
Antenna C



Antenna D



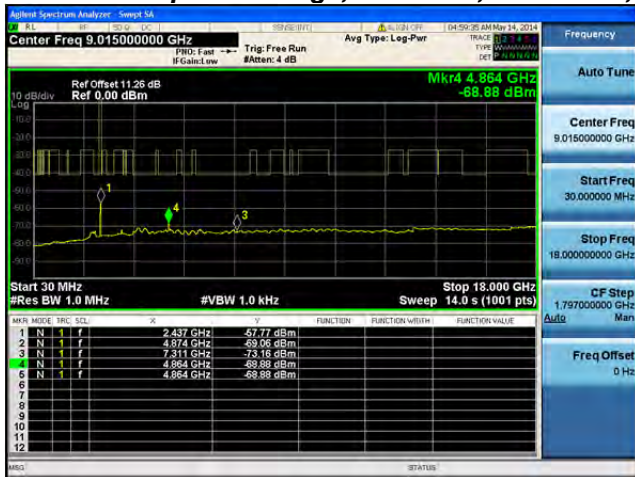
Conducted Spurs Average, 2437 MHz, Non HT-20, 6 to 54 Mbps



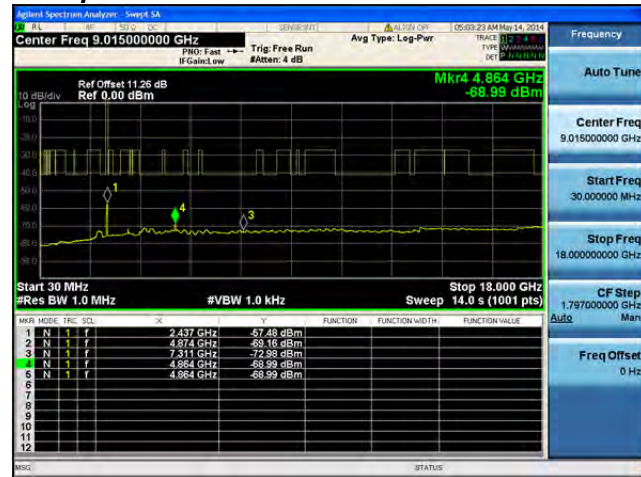
Antenna A



Conducted Spurs Average, 2437 MHz, Non HT-20, 6 to 54 Mbps



Antenna A



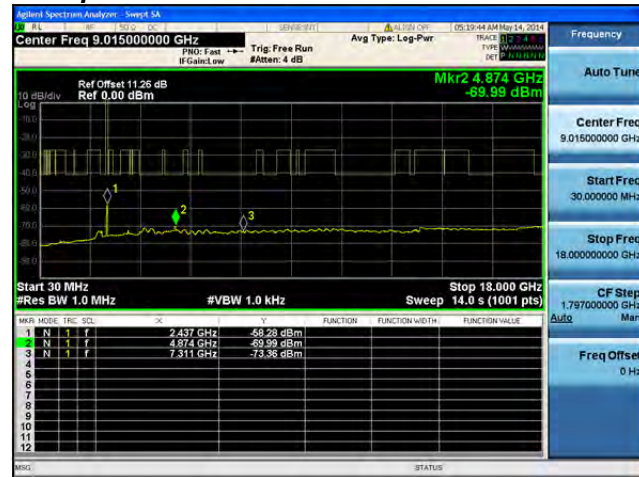
Antenna B



Conducted Spurs Average, 2437 MHz, Non HT-20, 6 to 54 Mbps



Antenna A



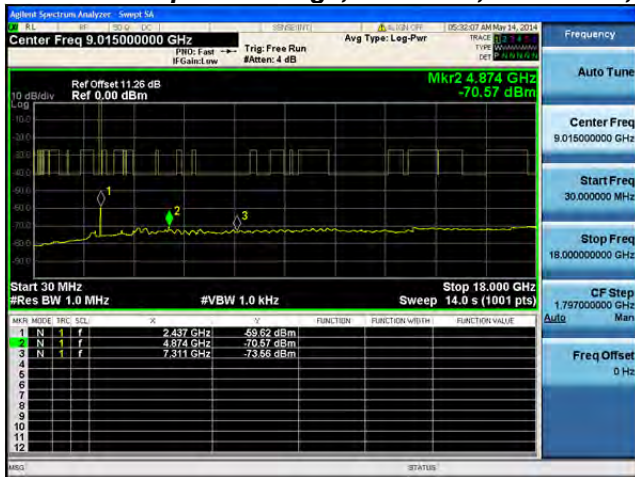
Antenna B



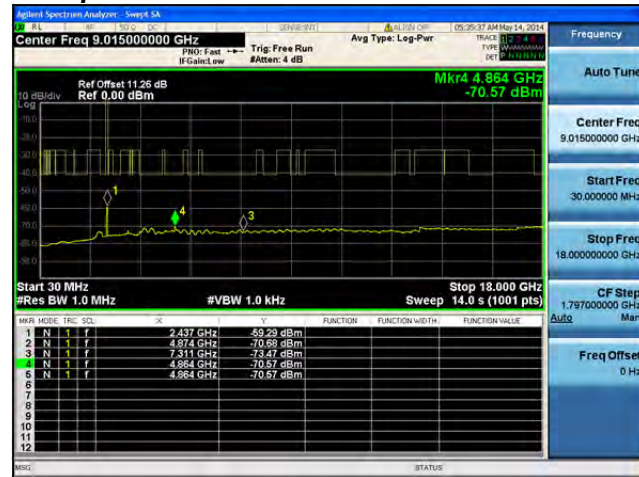
Antenna C



Conducted Spurs Average, 2437 MHz, Non HT-20, 6 to 54 Mbps



Antenna A



Antenna B



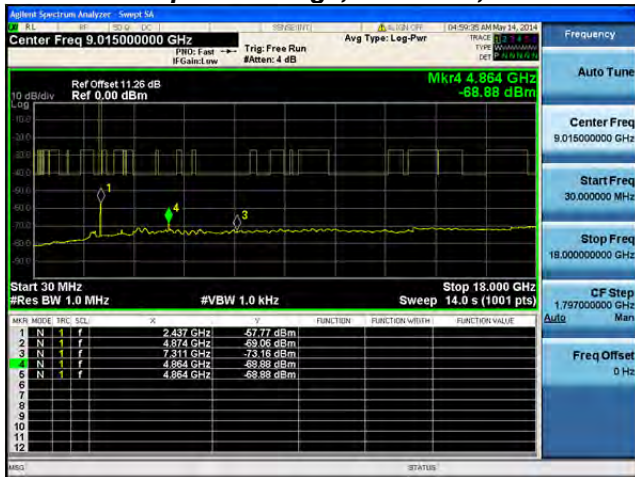
Antenna C



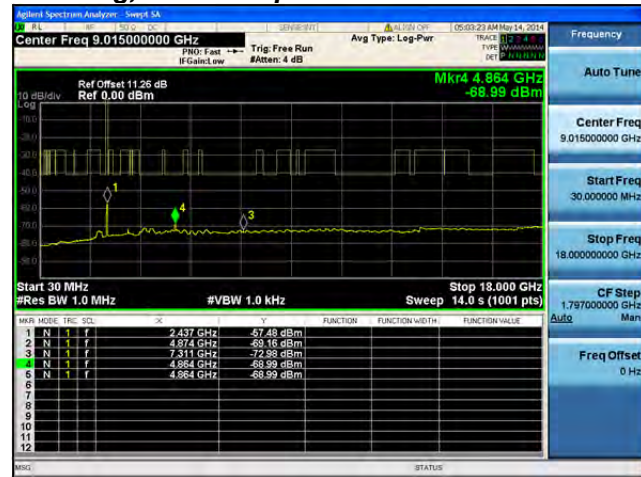
Antenna D



Conducted Spurs Average, 2437 MHz, Non HT-20 Beam Forming, 6 to 54 Mbps



Antenna A



Antenna B



Conducted Spurs Average, 2437 MHz, Non HT-20 Beam Forming, 6 to 54 Mbps



Antenna A



Antenna B



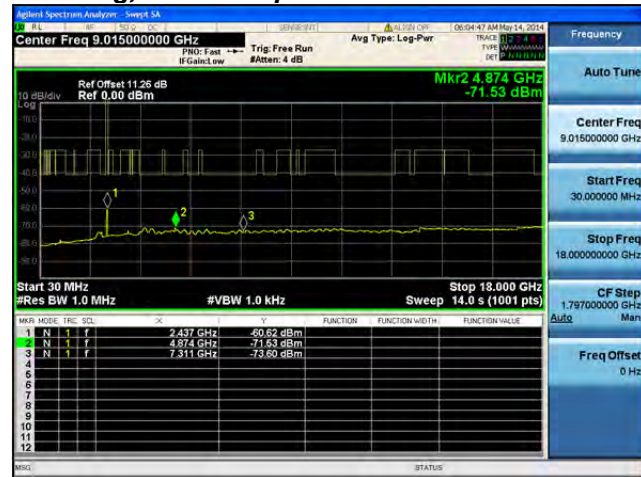
Antenna C



Conducted Spurs Average, 2437 MHz, Non HT-20 Beam Forming, 6 to 54 Mbps



Antenna A



Antenna B



Antenna C



Antenna D



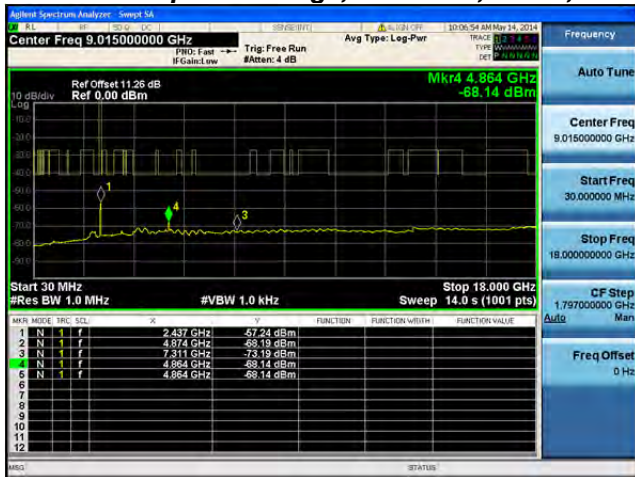
Conducted Spurs Average, 2437 MHz, HT-20, M0 to M7



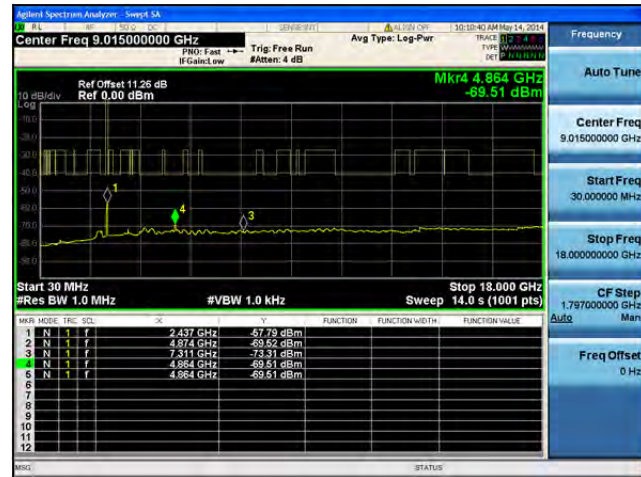
Antenna A



Conducted Spurs Average, 2437 MHz, HT-20, M0 to M7



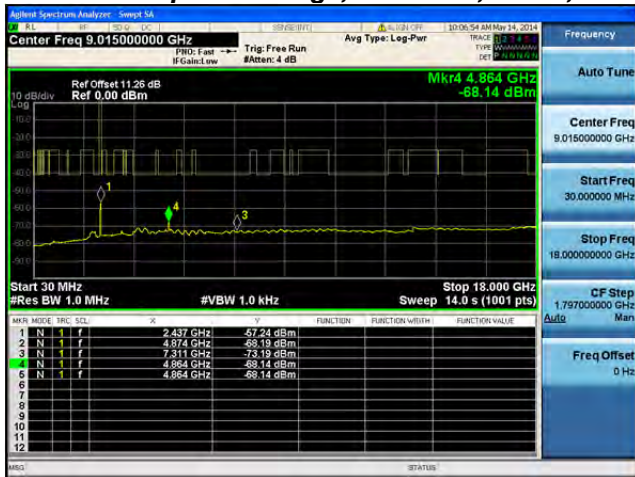
Antenna A



Antenna B



Conducted Spurs Average, 2437 MHz, HT-20, M8 to M15



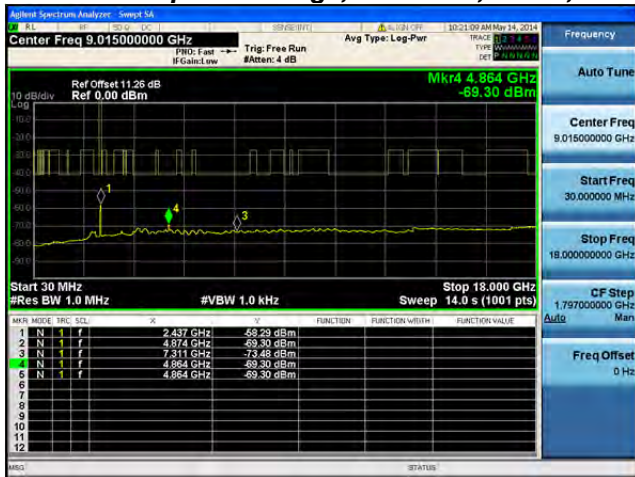
Antenna A



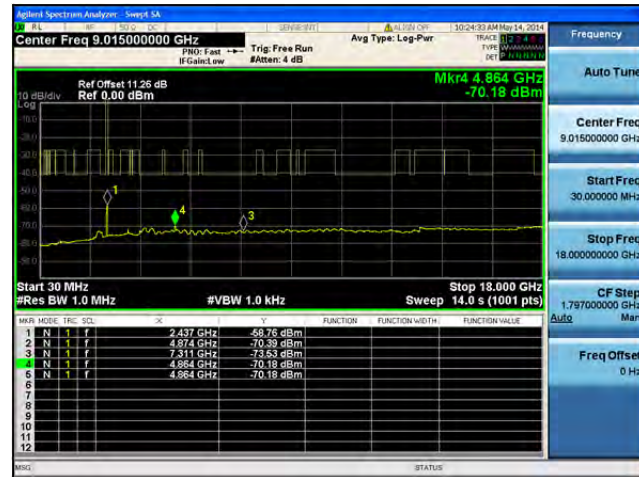
Antenna B



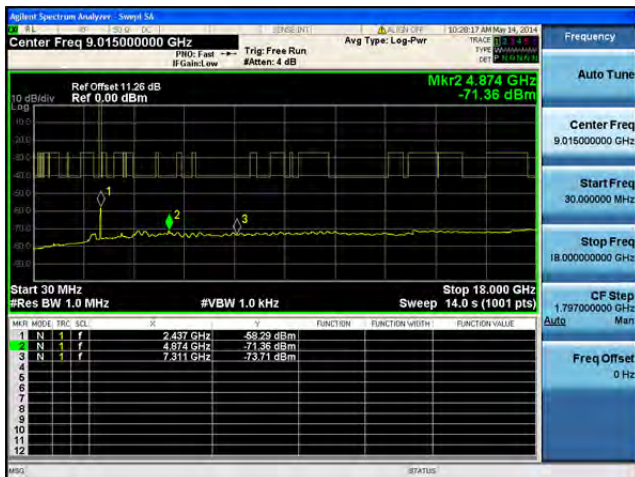
Conducted Spurs Average, 2437 MHz, HT-20, M0 to M7



Antenna A



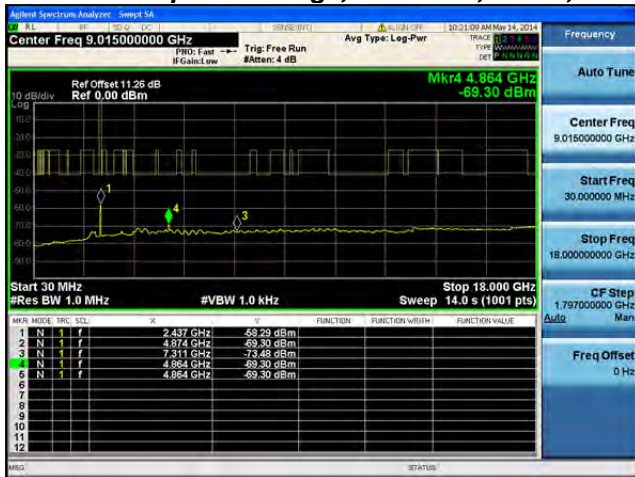
Antenna B



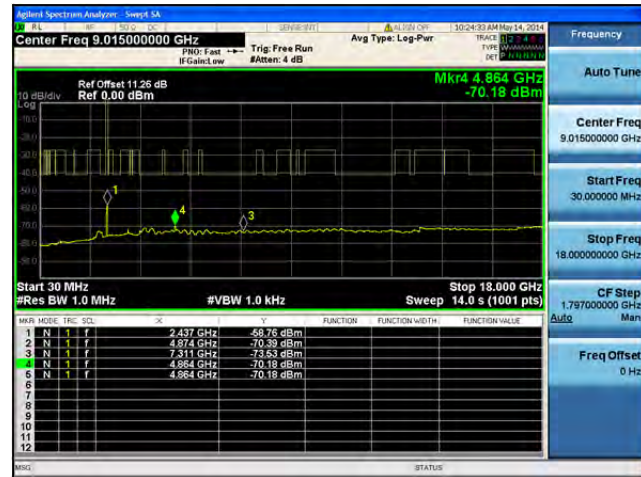
Antenna C



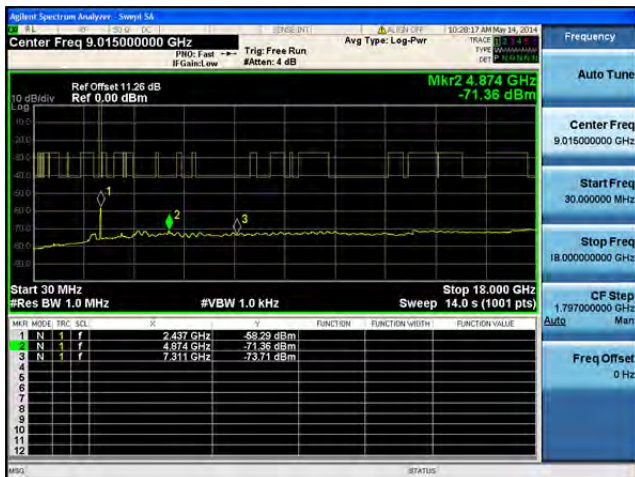
Conducted Spurs Average, 2437 MHz, HT-20, M8 to M15



Antenna A



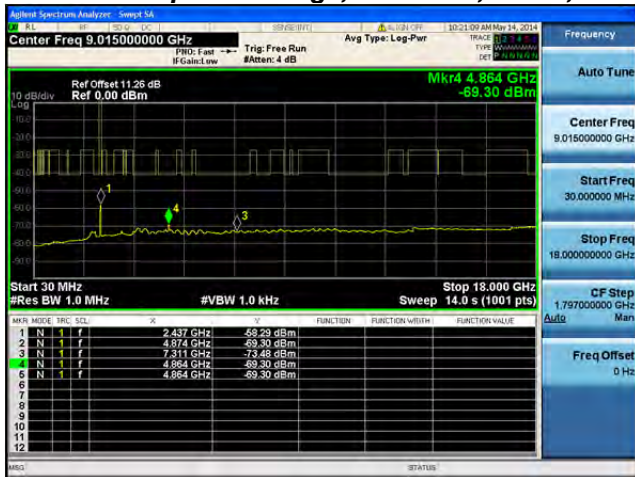
Antenna B



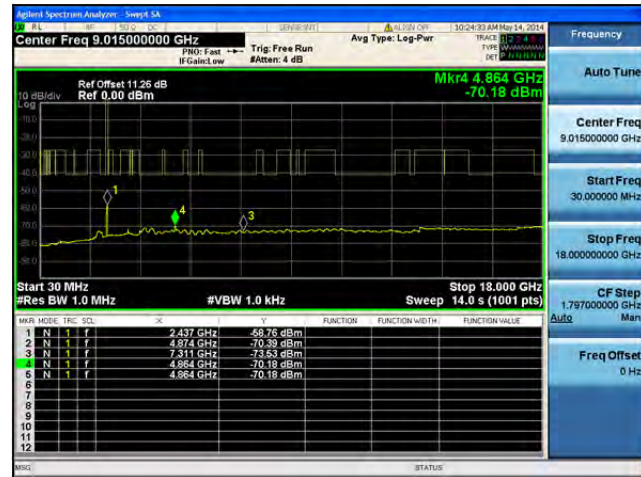
Antenna C



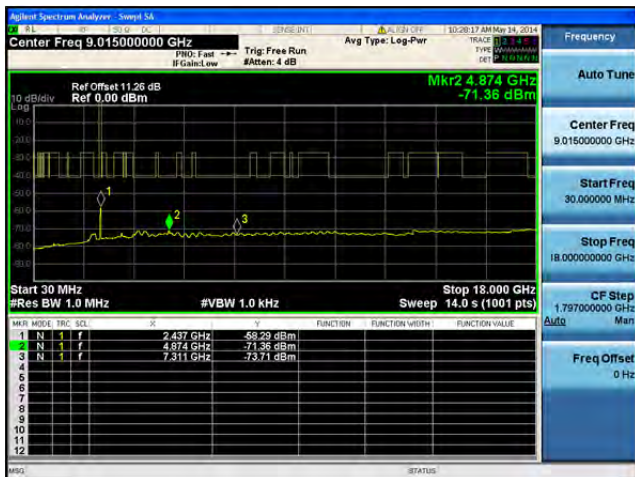
Conducted Spurs Average, 2437 MHz, HT-20, M16 to M23



Antenna A



Antenna B



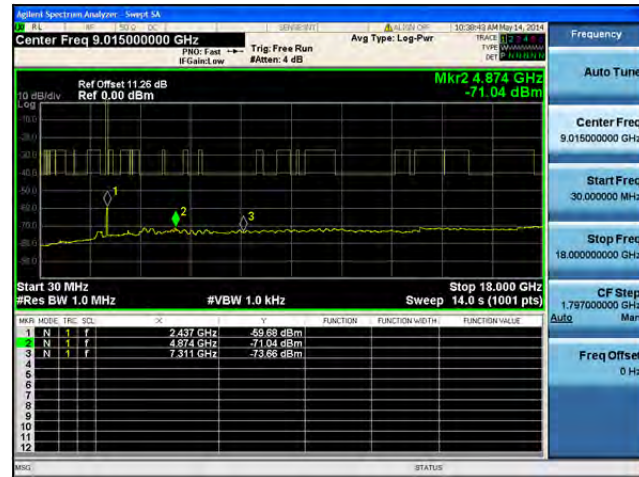
Antenna C



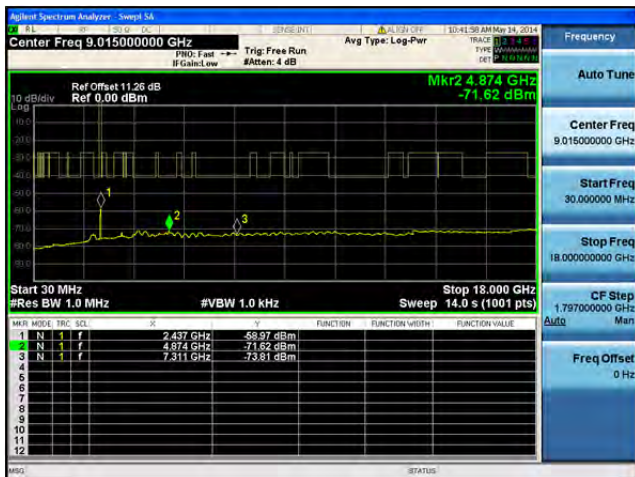
Conducted Spurs Average, 2437 MHz, HT-20, M0 to M7



Antenna A



Antenna B



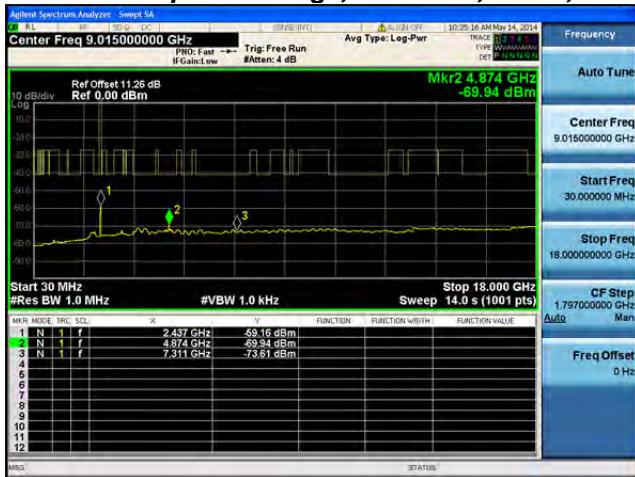
Antenna C



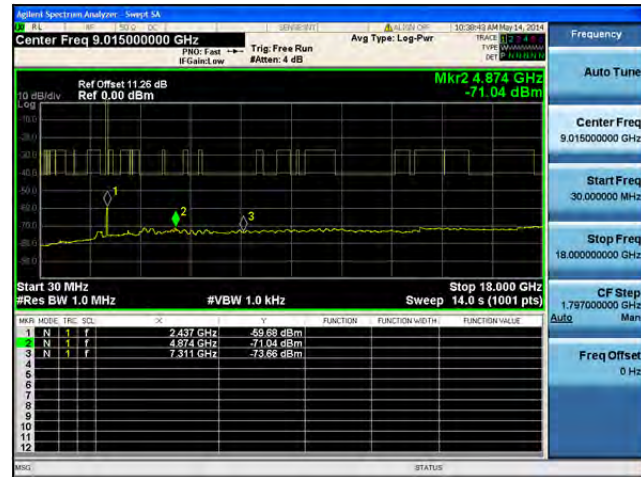
Antenna D



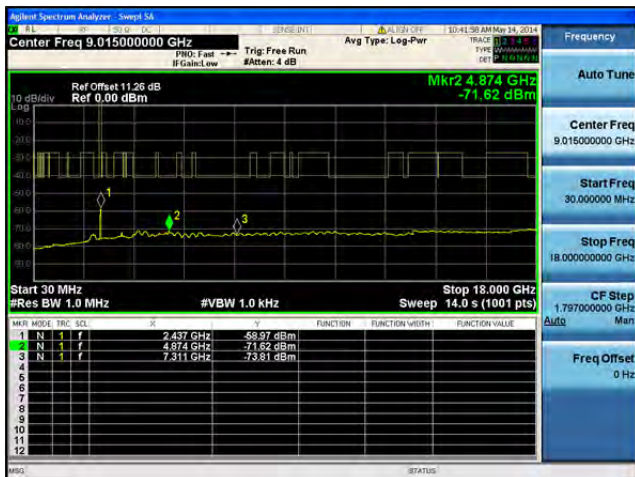
Conducted Spurs Average, 2437 MHz, HT-20, M8 to M15



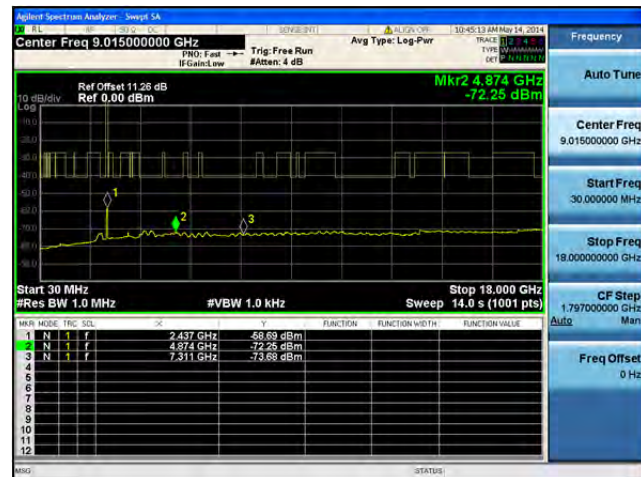
Antenna A



Antenna B



Antenna C



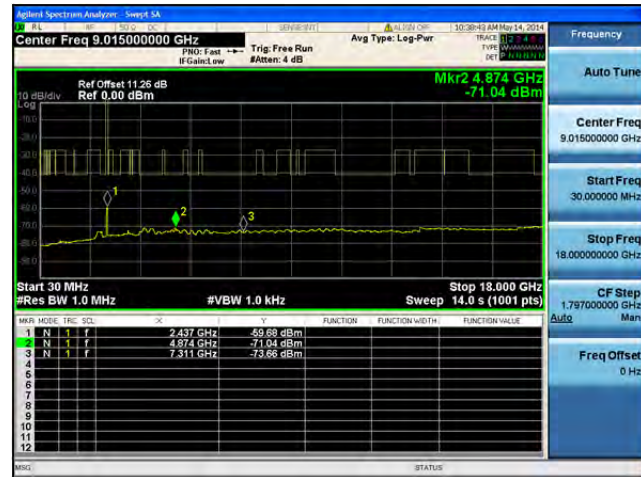
Antenna D



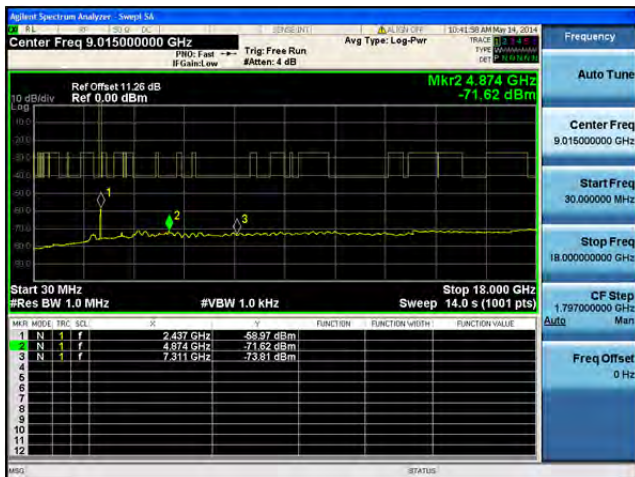
Conducted Spurs Average, 2437 MHz, HT-20, M16 to M23



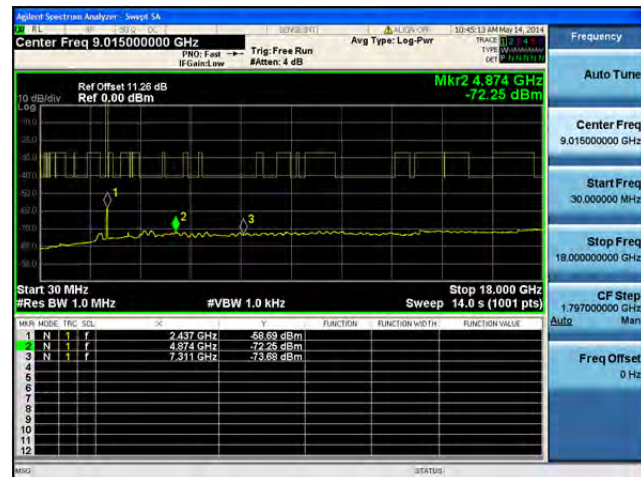
Antenna A



Antenna B



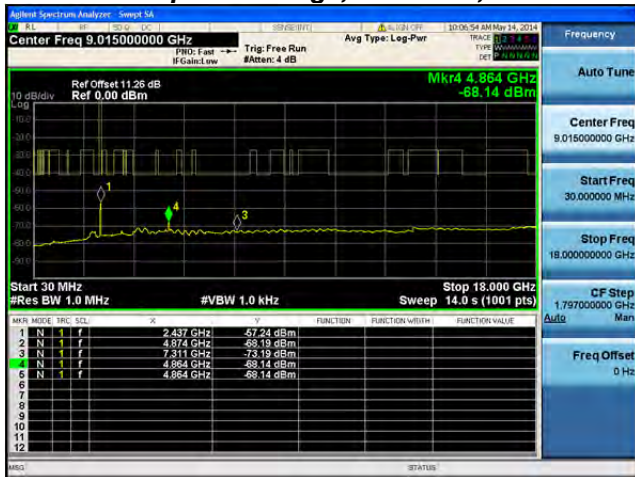
Antenna C



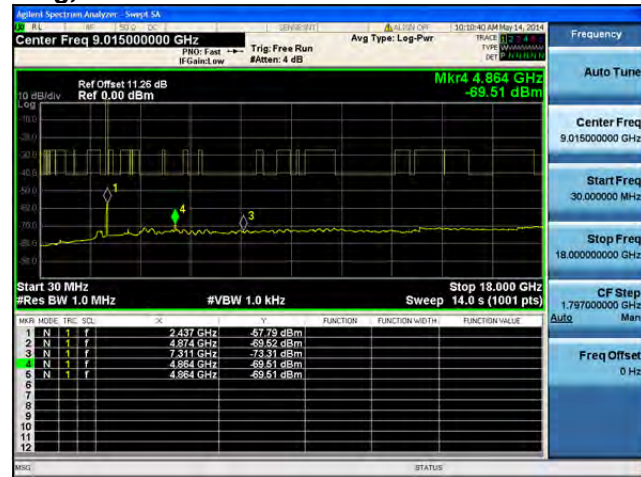
Antenna D



Conducted Spurs Average, 2437 MHz, HT-20 Beam Forming, M0 to M7



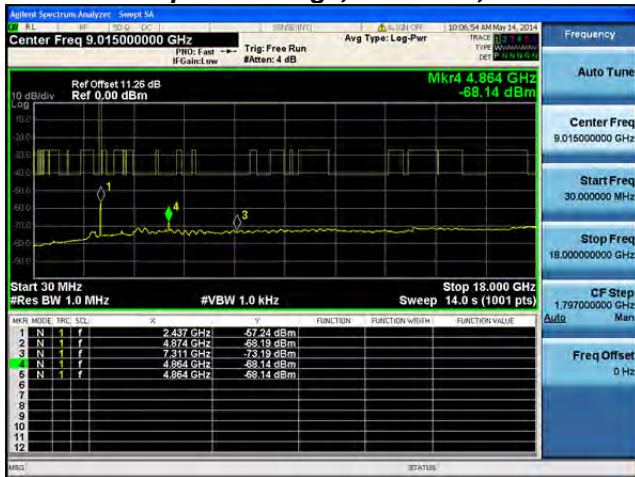
Antenna A



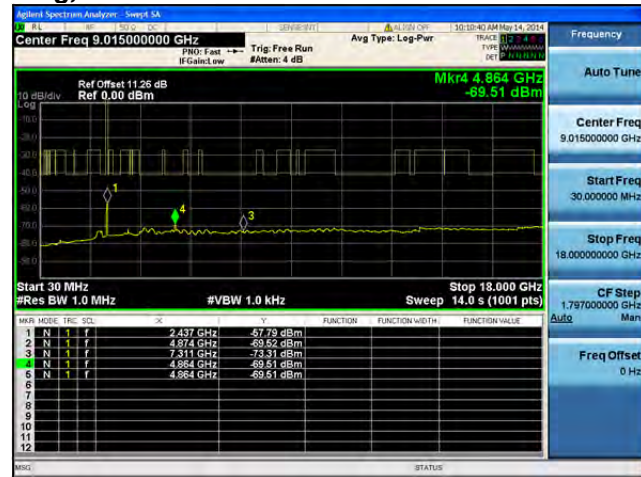
Antenna B



Conducted Spurs Average, 2437 MHz, HT-20 Beam Forming, M8 to M15



Antenna A



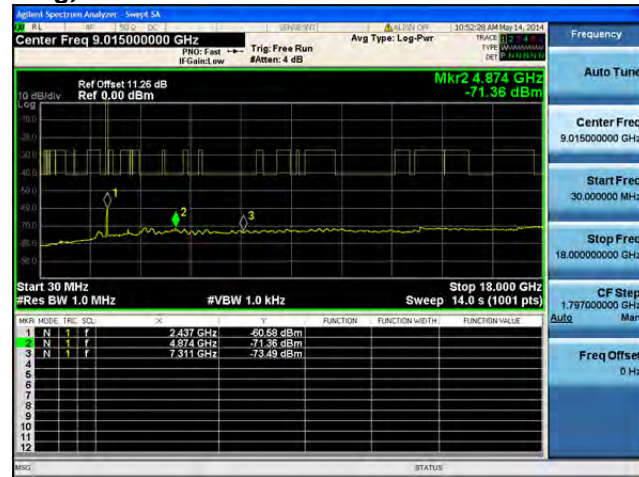
Antenna B



Conducted Spurs Average, 2437 MHz, HT-20 Beam Forming, M0 to M7



Antenna A



Antenna B



Antenna C



Conducted Spurs Average, 2437 MHz, HT-20 Beam Forming, M8 to M15



Antenna A



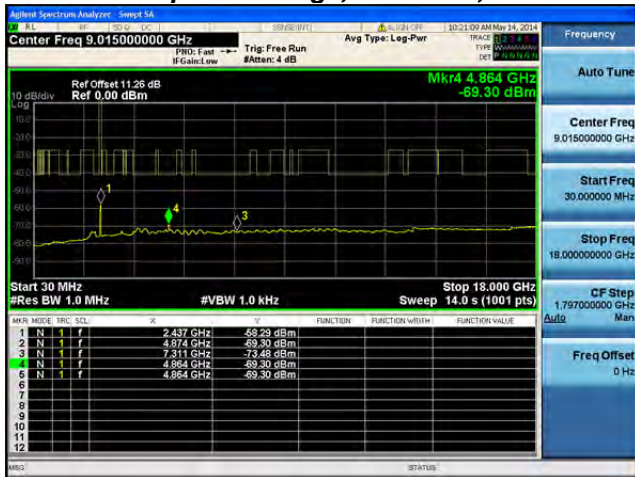
Antenna B



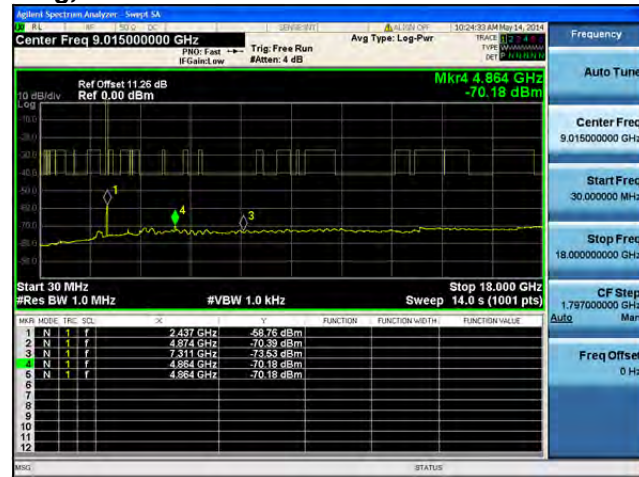
Antenna C



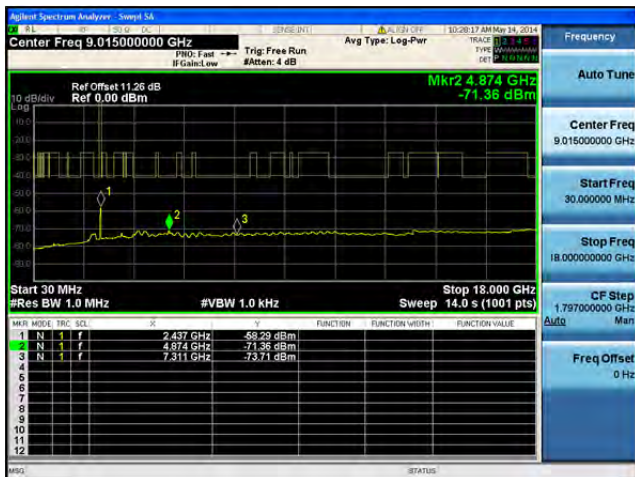
Conducted Spurs Average, 2437 MHz, HT-20 Beam Forming, M16 to M23



Antenna A



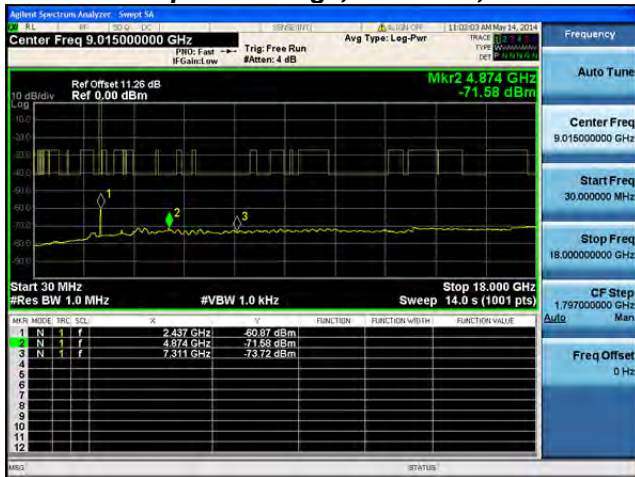
Antenna B



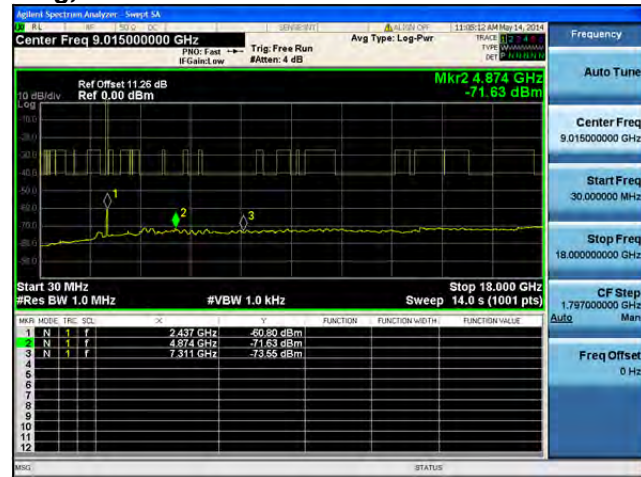
Antenna C



Conducted Spurs Average, 2437 MHz, HT-20 Beam Forming, M0 to M7



Antenna A



Antenna B



Antenna C



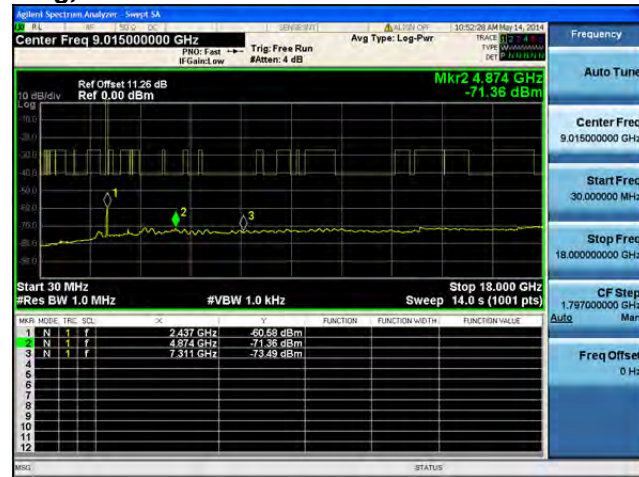
Antenna D



Conducted Spurs Average, 2437 MHz, HT-20 Beam Forming, M8 to M15



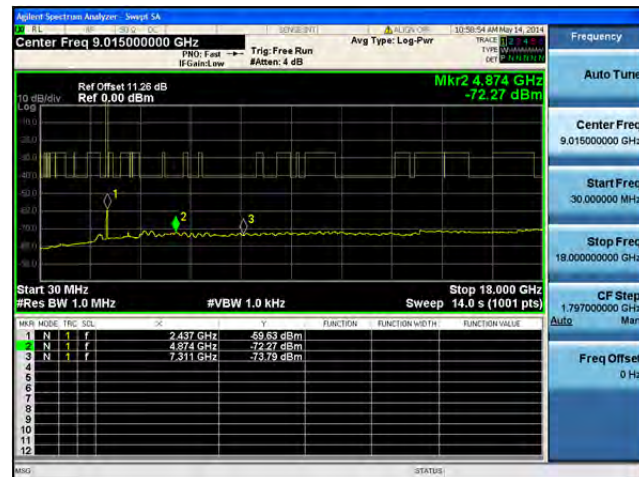
Antenna A



Antenna B



Antenna C



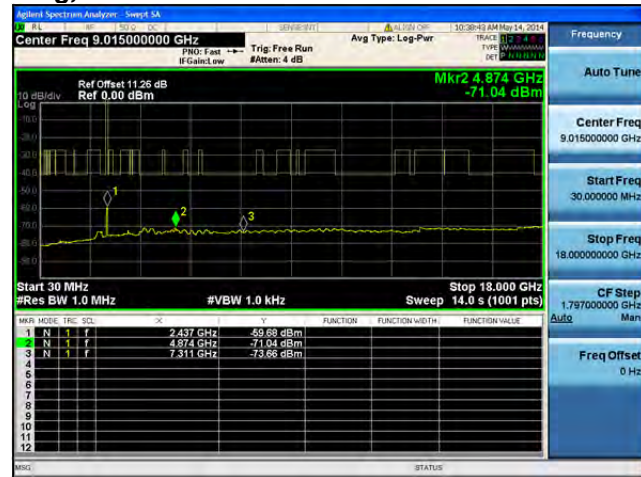
Antenna D



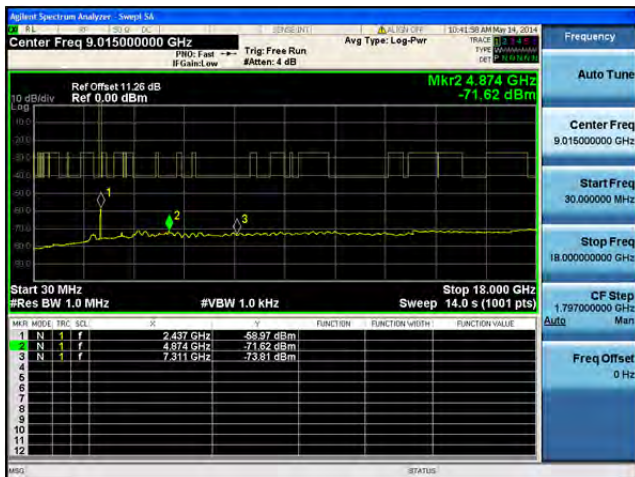
Conducted Spurs Average, 2437 MHz, HT-20 Beam Forming, M16 to M23



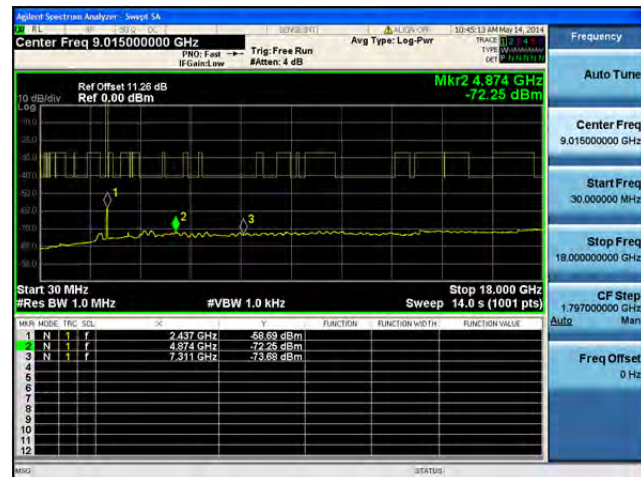
Antenna A



Antenna B



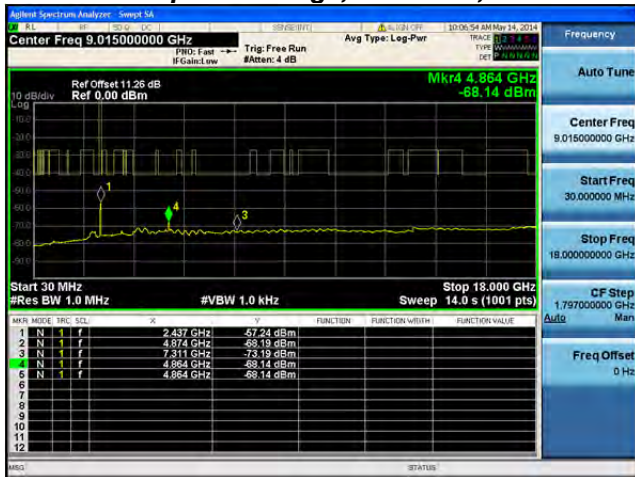
Antenna C



Antenna D



Conducted Spurs Average, 2437 MHz, HT-20 STBC, M0 to M7



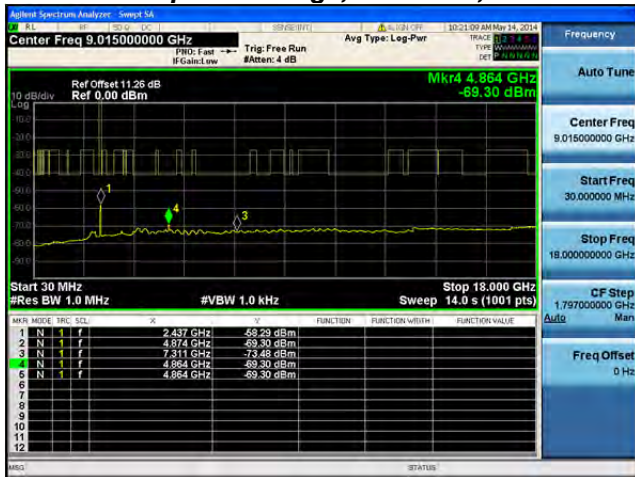
Antenna A



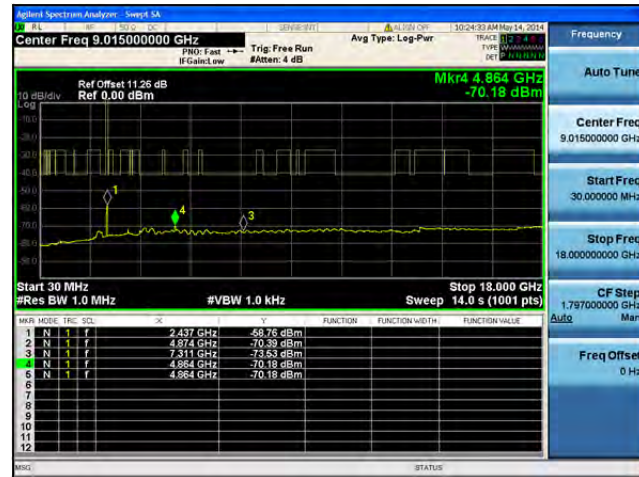
Antenna B



Conducted Spurs Average, 2437 MHz, HT-20 STBC, M0 to M7



Antenna A



Antenna B



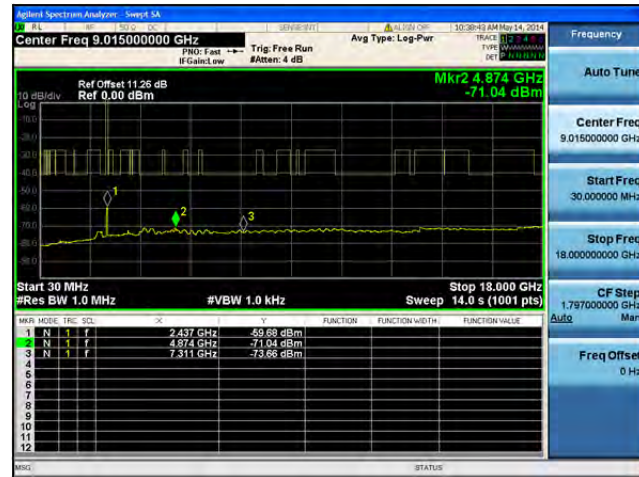
Antenna C



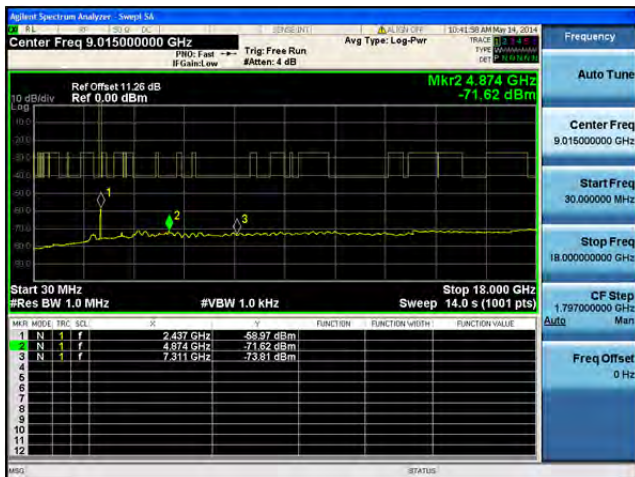
Conducted Spurs Average, 2437 MHz, HT-20 STBC, M0 to M7



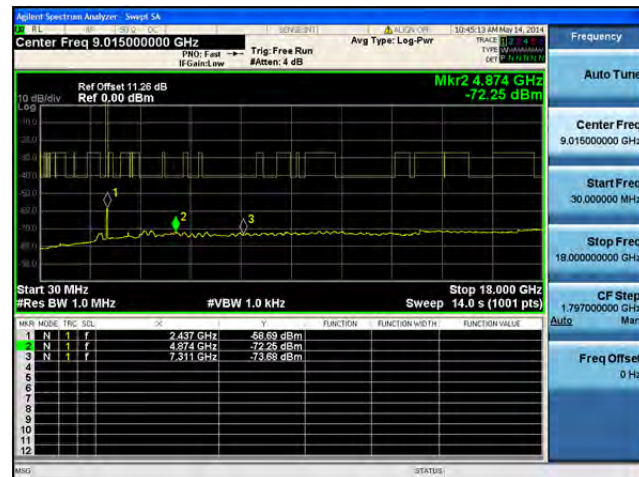
Antenna A



Antenna B



Antenna C



Antenna D



Conducted Spurs Average, 2462 MHz, CCK, 1 to 11 Mbps



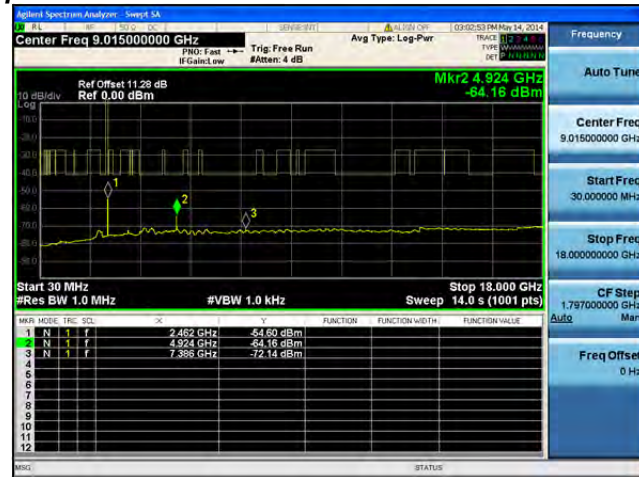
Antenna A



Conducted Spurs Average, 2462 MHz, CCK, 1 to 11 Mbps



Antenna A



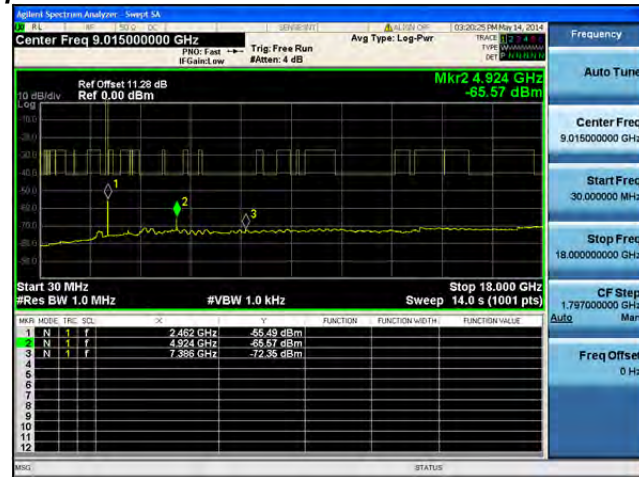
Antenna B



Conducted Spurs Average, 2462 MHz, CCK, 1 to 11 Mbps



Antenna A



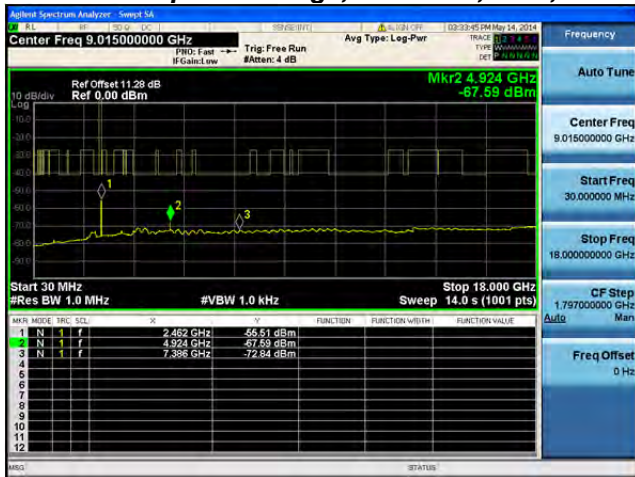
Antenna B



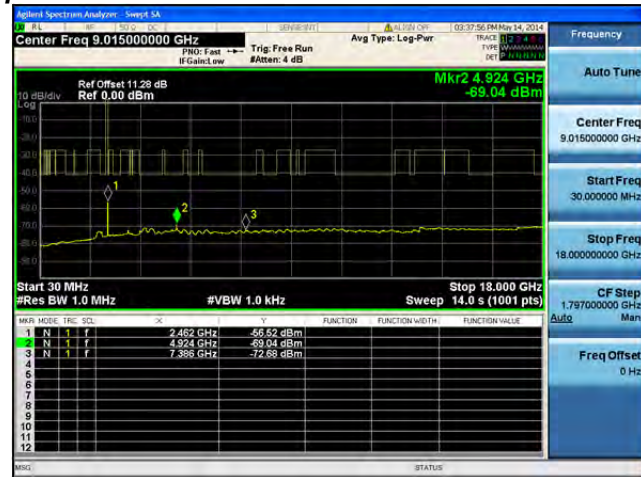
Antenna C



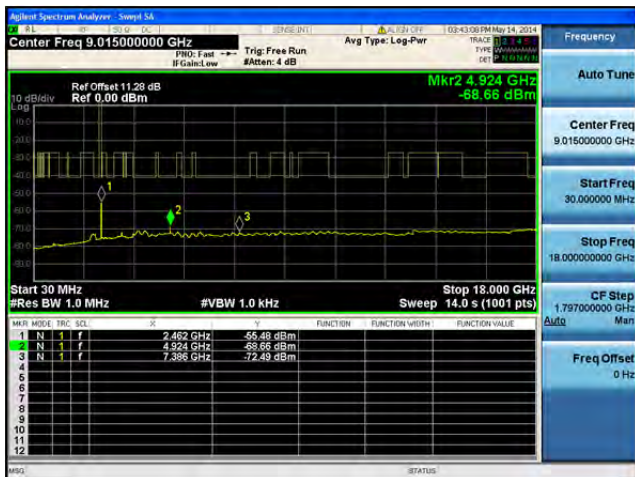
Conducted Spurs Average, 2462 MHz, CCK, 1 to 11 Mbps



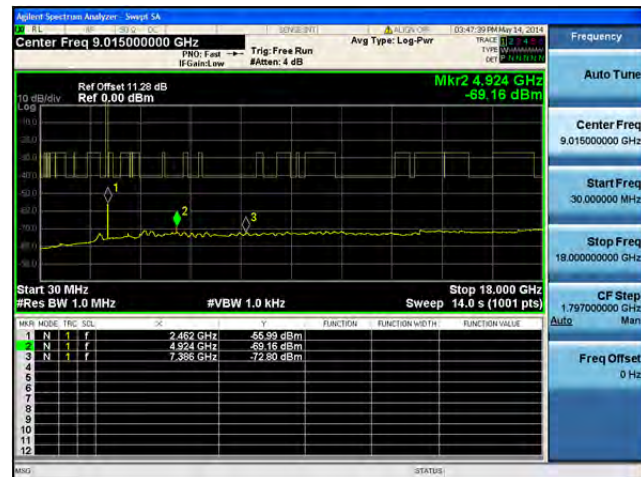
Antenna A



Antenna B



Antenna C



Antenna D