



Test Report
AIR-AP1572xxx-B-K9

(Where x = model options not effecting the radio module)

FCC ID: LDK102093P

5470-5725 MHz

Antenna Gain = 5dBi

Against the following Specifications:

CFR47 Part 15.407

Cisco Systems

170 West Tasman Drive
San Jose, CA 95134

Test Engineer: *Brod Chilton*
Date: 6/11/2014



This test report has been electronically authorized and archived using the CISCO Engineering Document Control system.

SECTION 1: OVERVIEW3

 1.1 TEST SUMMARY3

SECTION 2: ASSESSMENT INFORMATION4

 2.1 GENERAL4

 2.2 DATE OF TESTING.....5

 2.3 REPORT ISSUE DATE5

 2.4 TESTING FACILITIES5

 2.5 EQUIPMENT ASSESSED (EUT).....5

 2.6 EUT DESCRIPTION6

SECTION 3: SAMPLE DETAILS.....8

APPENDIX A: EMISSION TEST RESULTS.....9

 TARGET MAXIMUM CHANNEL POWER9

 99% AND 26DB BANDWIDTH.....10

 PEAK OUTPUT POWER20

 POWER SPECTRAL DENSITY20

 CONDUCTED SPURIOUS EMISSIONS235

 CONDUCTED BANDEDGE PEAK651

 CONDUCTED BANDEDGE AVERAGE.....730

APPENDIX B: TEST EQUIPMENT/SOFTWARE USED TO PERFORM THE TEST810



Section 1: Overview

1.1 Test Summary

Samples were assessed against the tests detailed in section 3 under the requirements of the following specifications:

Emission	Immunity
CFR47 Part 15.407	N/A

The specifications listed above represent actual tests performed to demonstrate compliance against the specifications and basic standards listed on the front cover of this report. This list is not a one to one match to the front cover for one or more of the following reasons.

1. Basic standards call up many different test phenomena specifications such as the 61000-4-X series. The basic standards define which elements and levels shall be applied from these specifications and as such it is not appropriate to list the individual specifications on the front cover.
2. A Standard listed on the front cover may be required in a particular country but is not appropriate for the particular technologies included in the equipment under test. E.g. You cannot test a DC product to the mains Harmonics requirements in EN61000-3-2. See section 3.2.
3. Test results against a particular standard or specification may be included in a different test report. See section 3.2 for an EDCS reference of this data.
4. Where appropriate, Cisco may have substituted a later revision of a basic standard to those referenced in the specification on the front sheet of this test report. This decision was based upon improved test methodology and repeatability and/or where the newer revision represented a more stringent test.
5. Where relevant, testing has been carried out to the requirements of both EN and IEC Specifications. This was possible because of the similarities of the test methods involved and the Cisco EMC test procedures.
6. Testing may have been performed to an equivalent test that satisfies the requirements of the standards and specifications listed on the front cover of the report. See section 3.2.
7. Where radiated emissions testing has been performed to EN55022/CISPR22 the additional requirements of VCCI: V- 3/2006.04, EN55022: 1994 +A1/2 and CAN/CSA- CISPR 22-02 have also been evaluated unless otherwise stated.
8. Testing to the requirements of CFR47 Part 15 was performed against the CISPR22 limits. The results are therefore deemed satisfactory evidence of compliance with Industry Canada Interference Causing Equipment Standard ICES-003.
9. Where assessment has been performed to CISPR24, all the applicable test requirements may have not been covered. Refer to the results section for the tests performed.

Notes:

- 1) Where a specification listed on the front cover of this report has deviations from the basic standards listed above, the additional technical requirements of the specification were also assessed.
- 2) Where appropriate, Cisco may have substituted a later revision of a basic standard to those referenced in the specification on the front sheet of this test report. This decision was based upon improved test methodology and repeatability and/or where the newer revision represented a more stringent test.
- 3) Where relevant, testing has been carried out to the requirements of both EN and IEC Specifications. This was possible because of the similarities of the test methods involved and the Cisco EMC test procedures.



Section 2: Assessment Information

2.1 General

This report contains an assessment of an apparatus against Electromagnetic Compatibility Standards based upon tests carried out on the samples submitted. The testing was performed by and for the use of Cisco systems Inc:

With regard to this assessment, the following points should be noted:

- a) The results contained in this report relate only to the items tested and were obtained in the period between the date of the initial assessment and the date of issue of the report. Manufactured products will not necessarily give identical results due to production and measurement tolerances.
- b) The apparatus was set up and exercised using the configuration and modes of operation defined in this report only.
- c) Where relevant, the apparatus was only assessed using the susceptibility criteria defined in this report and the Test Assessment Plan (TAP).
- d) All testing was performed under the following environmental conditions:
 - Temperature 15°C to 35°C (54°F to 95°F)
 - Atmospheric Pressure 860mbar to 1060mbar (25.4" to 31.3")
 - Humidity 10% to 75*%

*[Where applicable] For ESD testing the humidity limits used were 30% to 60% and for EFT/B tests the humidity limits used were 25% to 75%.
- e) All AC testing was performed at one or more of the following supply voltages:
 - 110V 60 Hz (+/-20%)
 - 220V 50 Hz (+/-20%)

This report must not be reproduced except in full, without written approval of Cisco Systems.



2.2 Date of testing

14-May-2014

2.3 Report Issue Date

Cisco uses an electronic system to issue, store and control the revision of test reports. This system is called the Engineering Document Control System (EDCS). The actual report issue date is embedded into the original file on EDCS. Any copies of this report, either electronic or paper, that are not on EDCS must be considered uncontrolled

2.4 Testing facilities

This assessment was performed by:

Testing Laboratory

Cisco Systems, Inc.,
4125 Highlander Parkway
Richfield, OH 44286
USA

Test Engineers

Bud Chiller

2.5 Equipment Assessed (EUT)

AIR-CAP1572EAC-B-K9



2.6 EUT Description

The AIR-AP1572E-B-K9 Cisco Aironet 802.11ac Radio Modules support the following modes of operation. The modes are further defined in the radio Theory of Operation. The modes included in this report represent the worst case data for all modes.

Non HT/VHT20, One Antenna, 6 to 54 Mbps
Non HT/VHT20, Two Antennas, 6 to 54 Mbps
Non HT/VHT20, Three Antennas, 6 to 54 Mbps
Non HT/VHT20, Four Antennas, 6 to 54 Mbps

Non HT/VHT20 Beam Forming, Two Antennas, 6 to 54 Mbps
Non HT/VHT20 Beam Forming, Three Antennas, 6 to 54 Mbps
Non HT/VHT20 Beam Forming, Four Antennas, 6 to 54 Mbps

HT/VHT20, One Antenna, M0 to M7, M0.1 to M9.1
HT/VHT20, Two Antennas, M0 to M15, M0.1 to M9.2
HT/VHT20, Three Antennas, M0 to M23, M0.1 to M9.3
HT/VHT20, Four Antennas, M0 to M23, M0.1 to M9.3

HT/VHT20 Beam Forming, Two Antennas, M0 to M15, M0.1 to M9.2
HT/VHT20 Beam Forming, Three Antennas, M0 to M23, M0.1 to M9.3
HT/VHT20 Beam Forming, Four Antennas, M0 to M23, M0.1 to M9.3

HT/VHT20 STBC, Two Antennas, M0 to M7, M0.1 to M9.1
HT/VHT20 STBC, Three Antennas, M0 to M7, M0.1 to M9.1
HT/VHT20 STBC, Four Antennas, M0 to M7, M0.1 to M9.1

Non HT/VHT40 Duplicate, One Antenna, 6 to 54 Mbps
Non HT/VHT40 Duplicate, Two Antennas, 6 to 54 Mbps
Non HT/VHT40 Duplicate, Three Antennas, 6 to 54 Mbps
Non HT/VHT40 Duplicate, Four Antennas, 6 to 54 Mbps

HT/VHT40, One Antenna, M0 to M7, M0.1 to M9.1
HT/VHT40, Two Antennas, M0 to M15, M0.1 to M9.2
HT/VHT40, Three Antennas, M0 to M23, M0.1 to M9.3
HT/VHT40, Four Antennas, M0 to M23, M0.1 to M9.3

HT/VHT40 Beam Forming, Two Antennas, M0 to M15, M0.1 to M9.2
HT/VHT40 Beam Forming, Three Antennas, M0 to M23, M0.1 to M9.3
HT/VHT40 Beam Forming, Four Antennas, M0 to M23, M0.1 to M9.3

HT/VHT40 STBC, Two Antennas, M0 to M7, M0.1 to M9.1
HT/VHT40 STBC, Three Antennas, M0 to M7, M0.1 to M9.1
HT/VHT40 STBC, Four Antennas, M0 to M7, M0.1 to M9.1

Non HT/VHT80 Duplicate, One Antenna, 6 to 54 Mbps
Non HT/VHT80 Duplicate, Two Antennas, 6 to 54 Mbps
Non HT/VHT80 Duplicate, Three Antennas, 6 to 54 Mbps
Non HT/VHT80 Duplicate, Four Antennas, 6 to 54 Mbps

HT/VHT80, One Antenna, M0 to M7, M0.1 to M9.1
HT/VHT80, Two Antennas, M0 to M15, M0.1 to M9.2
HT/VHT80, Three Antennas, M0 to M23, M0.1 to M9.3
HT/VHT80, Four Antennas, M0 to M23, M0.1 to M9.3



HT/VHT80 Beam Forming, Two Antennas, M0 to M15, M0.1 to M9.2
 HT/VHT80 Beam Forming, Three Antennas, M0 to M23, M0.1 to M9.3
 HT/VHT80 Beam Forming, Four Antennas, M0 to M23, M0.1 to M9.3

HT/VHT80 STBC, Two Antennas, M0 to M7, M0.1 to M9.1
 HT/VHT80 STBC, Three Antennas, M0 to M7, M0.1 to M9.1
 HT/VHT80 STBC, Four Antennas, M0 to M7, M0.1 to M9.1

The following antennas are supported by this product series.

The data included in this report represent the worst case data for all antennas of 5 dBi gain.

Frequency	Part Number	Antenna Type	Antenna Gain (dBi)	Comment
5 GHz	AIR-ANT5140V-N	5GHZ Omni	4	
	AIR-ANT5175V-N	5GHZ Omni	7.5	
	AIR-ANT5180V-N	5GHZ Omni	8	
	AIR-ANT5114P-N	5GHz Patch	14	
	AIR-ANT5114P2M-N	Patch, dual polarized	14	
Dual Band	AIR-ANT2588P3M-N	Dual Band 3 element DIRECTIONAL	8 / 8	
	AIR-ANT2547V(G)-N	Dual Band Omni	4 / 7	(G) indicates gray color
	AIR-ANT2568V(G)-N	Dual Band Omni	6 / 8	(G) indicates gray color
	AIR-ANT2513P4M-N	Dual-Band Polarization Diverse Patch Array	13	
	Internal	Omni	4 / 6	



Section 3: Sample Details

Note: Each sample was evaluated to ensure that its condition was suitable to be used as a test sample prior to the commencement of testing.

3.1 Sample Details

Sample No.	Equipment Details	Part Number	Manufacturer	Hardware Rev.	Firmware Rev.	Software Rev.	Serial Number
S01	AIR-AP1572EAC-B-K9		Cisco Systems	NA	NA	NA	

3.2 System Details

System #	Description	Samples
1	EUT	S01

3.3 Mode of Operation Details

Mode#	Description	Comments
1	Continuous Transmitting	Continuous Transmitting => 98% duty cycle

All tests in this report were performed as described in ANSI C63.10 and FCC KDB 662911 D01.



Appendix A: Emission Test Results

Testing Laboratory: Cisco Systems, Inc., 4125 Highlander Parkway, Richfield, OH, USA

Supported Channels

UNII-2Ext	5500	100
	5520	104
	5540	108
	5560	112
	5680	136
	5700	140
	5720	144

Target Maximum Channel Power

The following table details the maximum supported Total Channel Power for all operating modes.

Operating Mode	Maximum Channel Power (dBm)		
	Frequency (MHz)		
	5500	5560	5720
Non HT/VHT20, 6 to 54 Mbps	20	20	21
Non HT/VHT20 Beam Forming, 6 to 54 Mbps	17	18	18
HT/VHT20, M0 to M23, M0.1 to M9.3	20	21	21
HT/VHT20 Beam Forming, M0 to M23, M0.1 to M9.3	20	21	21
HT/VHT20 STBC, M0 to M7, M0.1 to M9.1	20	21	21
	5510	5550	5710
Non HT/VHT40, 6 to 54 Mbps	17	22	22
HT/VHT40, M0 to M23, M0.1 to M9.3	19	22	22
HT/VHT40 Beam Forming, M0 to M23, M0.1 to M9.3	18	22	22
HT/VHT40 STBC, M0 to M7, M0.1 to M9.1	19	22	22
	5530	5690	
Non HT/VHT80, 6 to 54 Mbps	12	22	
HT/VHT80, M0 to M23, M0.1 to M9.3	16	21	
HT/VHT80 Beam Forming, M0 to M23, M0.1 to M9.3	16	21	
HT/VHT80 STBC, M0 to M7, M0.1 to M9.1	16	21	



99% and 26dB Bandwidth

Connect the antenna port(s) to the spectrum analyzer input. Using the spectrum analyzer Channel Bandwidth mode, configure the spectrum analyzer as shown below (enter all losses between the transmitter output and the spectrum analyzer).

Center Frequency:	Frequency from table below
Span:	2 x Nominal Bandwidth (e.g. 40MHz for a 20MHz channel)
Reference Level:	20 dBm
Attenuation:	10 dB
Sweep Time:	5 s
Resolution Bandwidth:	1%-3% of 26 dB Bandwidth
Video Bandwidth:	≥Resolution Bandwidth
X dB Bandwidth:	26 dB
Detector:	Peak
Trace:	Single

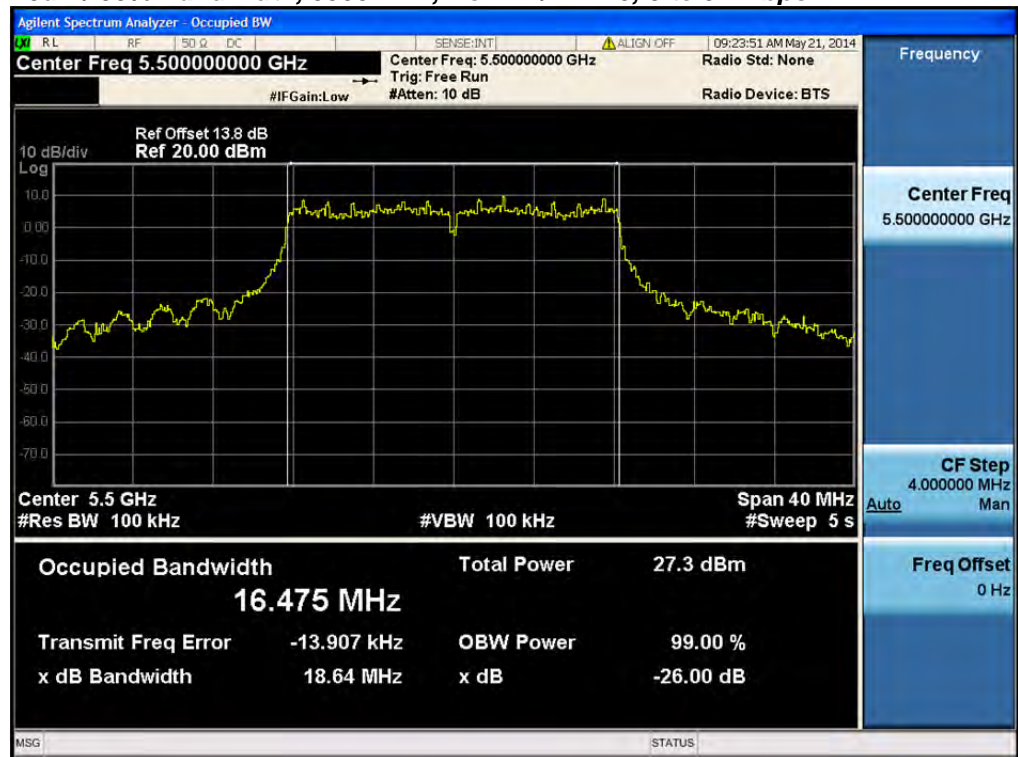
Place the radio in continuous transmit mode. View the transmitter waveform on the spectrum analyzer, and record the pertinent measurements:



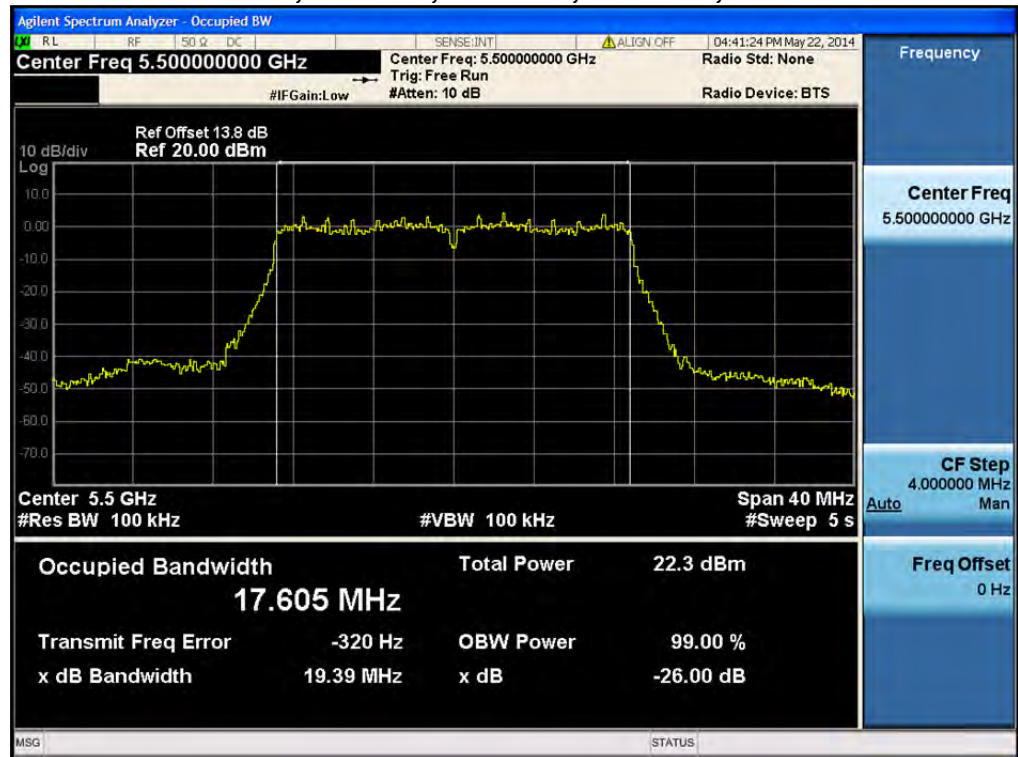
Frequency (MHz)	Mode	Data Rate (Mbps)	26dB BW (MHz)	99% BW (MHz)
5500	Non HT/VHT20, 6 to 54 Mbps	6	18.6	16.4
	HT/VHT20, M0 to M23, M0.1 to M9.3	m0	19.4	17.6
5510	Non HT/VHT40, 6 to 54 Mbps	6	38.6	36.1
	HT/VHT40, M0 to M23, M0.1 to M9.3	m0	38.3	36
5530	Non HT/VHT80, 6 to 54 Mbps	6	79.3	75.9
	HT/VHT80, M0 to M23, M0.1 to M9.3	m0x1	80.2	75.9
5500	Non HT/VHT20, 6 to 54 Mbps	6	18.7	16.5
	HT/VHT20, M0 to M23, M0.1 to M9.3	m0	19.4	17.6
5510	Non HT/VHT40, 6 to 54 Mbps	6	38.6	36.1
	HT/VHT40, M0 to M23, M0.1 to M9.3	m0	38.3	36
5530	Non HT/VHT80, 6 to 54 Mbps	6	79.3	75.9
	HT/VHT80, M0 to M23, M0.1 to M9.3	m0x1	80.2	75.9
5710	Non HT/VHT40, 6 to 54 Mbps	6	38.6	36.1
	HT/VHT40, M0 to M23, M0.1 to M9.3	m0	38.4	36
5720	Non HT/VHT20, 6 to 54 Mbps	6	18.6	16.4
	HT/VHT20, M0 to M23, M0.1 to M9.3	m0	19.4	17.6



26dB / 99% Bandwidth, 5500 MHz, Non HT/VHT20, 6 to 54 Mbps

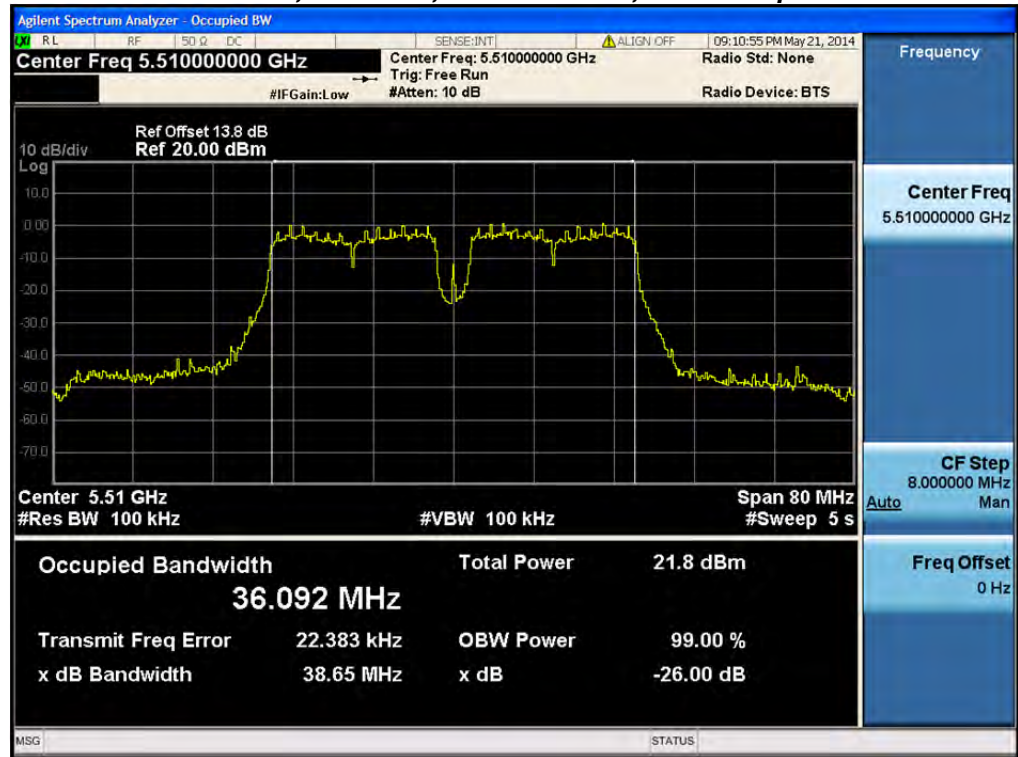


26dB / 99% Bandwidth, 5500 MHz, HT/VHT20, M0 to M23, M0.1 to M9.3

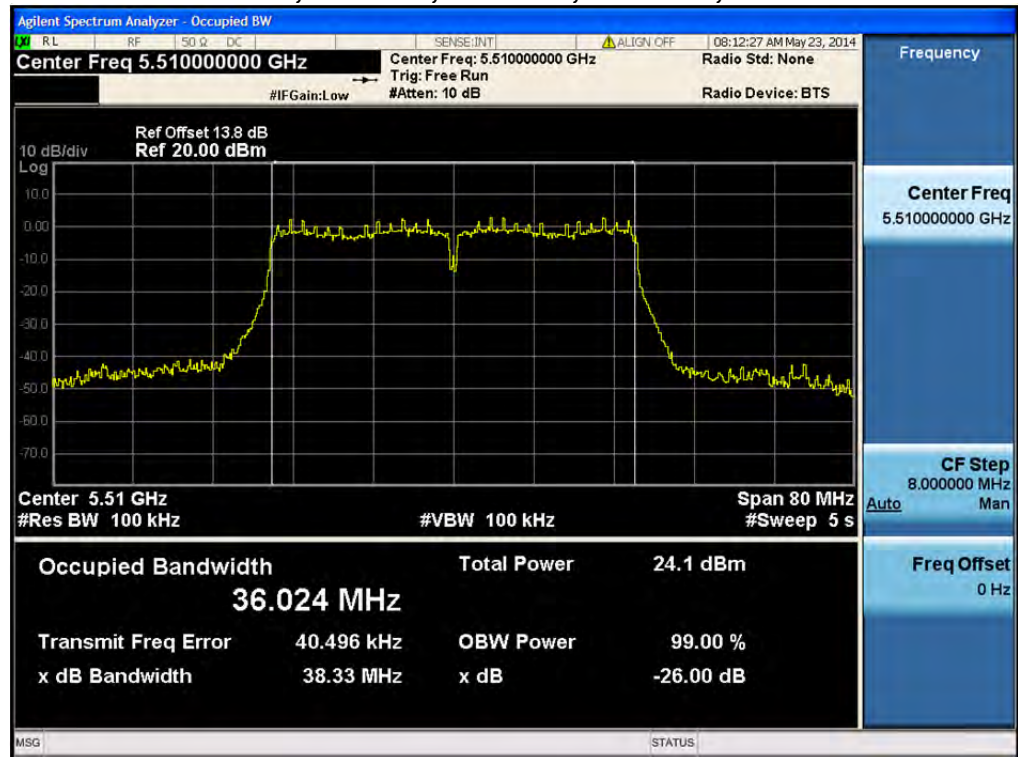




26dB / 99% Bandwidth, 5510 MHz, Non HT/VHT40, 6 to 54 Mbps

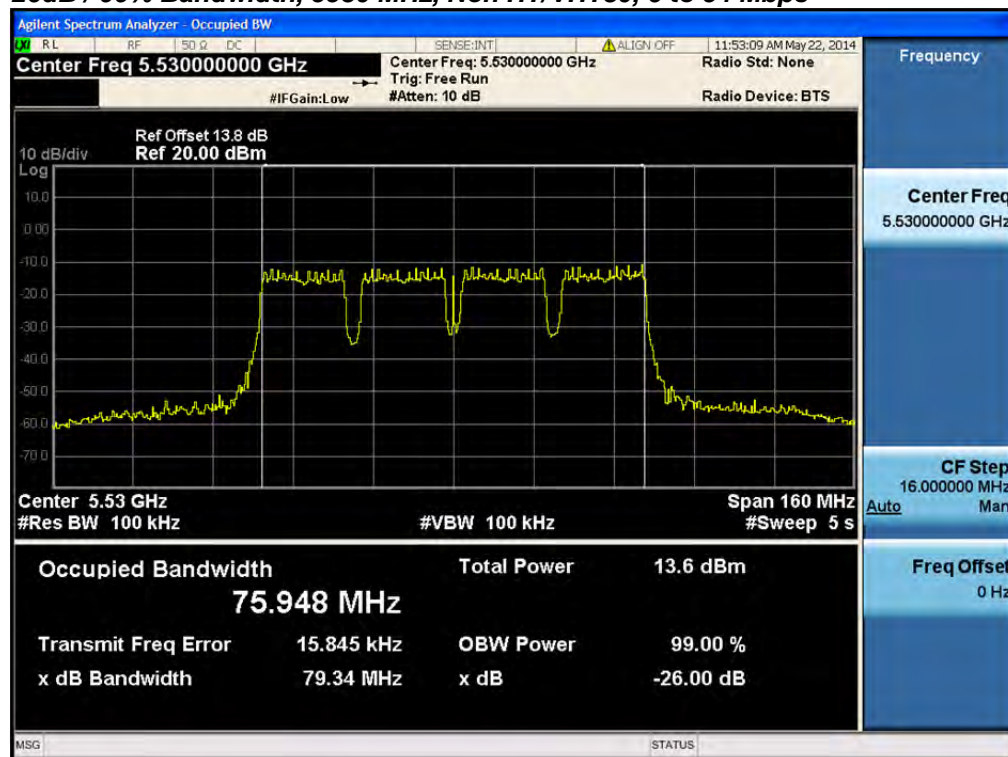


26dB / 99% Bandwidth, 5510 MHz, HT/VHT40, M0 to M23, M0.1 to M9.3

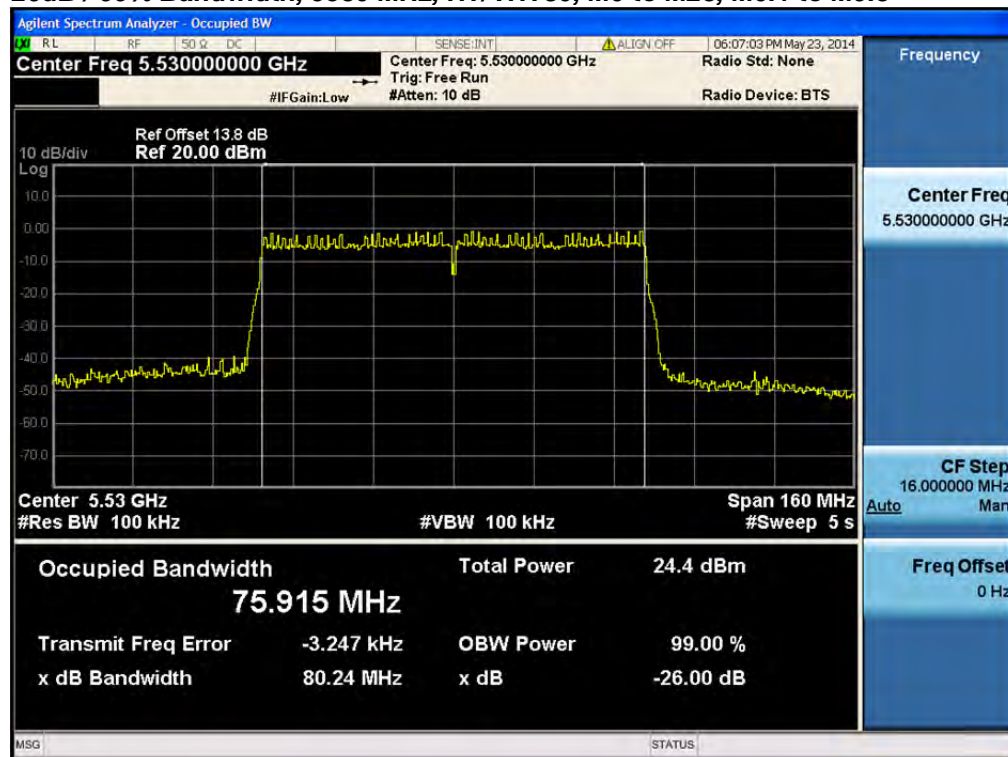




26dB / 99% Bandwidth, 5530 MHz, Non HT/VHT80, 6 to 54 Mbps

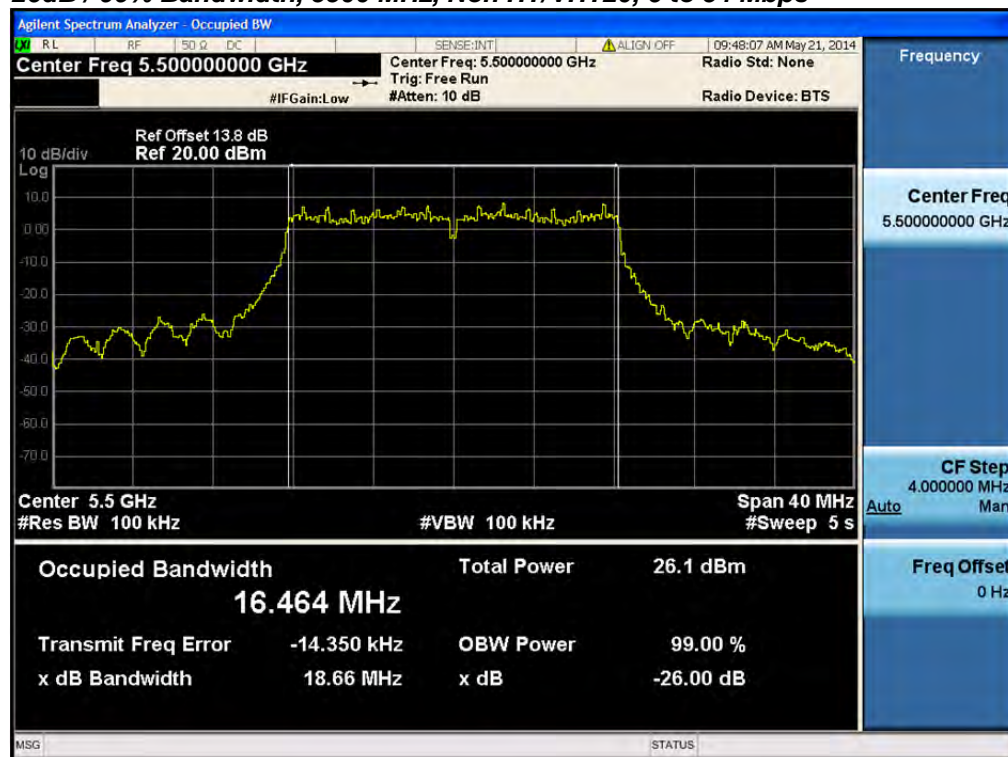


26dB / 99% Bandwidth, 5530 MHz, HT/VHT80, M0 to M23, M0.1 to M9.3

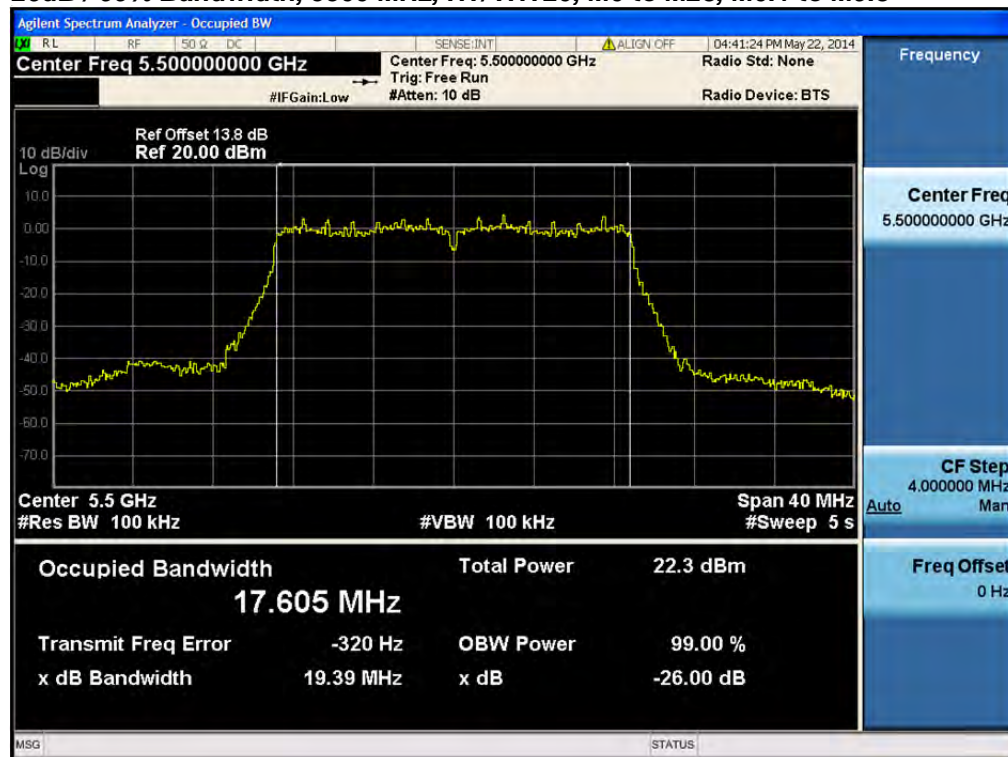




26dB / 99% Bandwidth, 5500 MHz, Non HT/VHT20, 6 to 54 Mbps

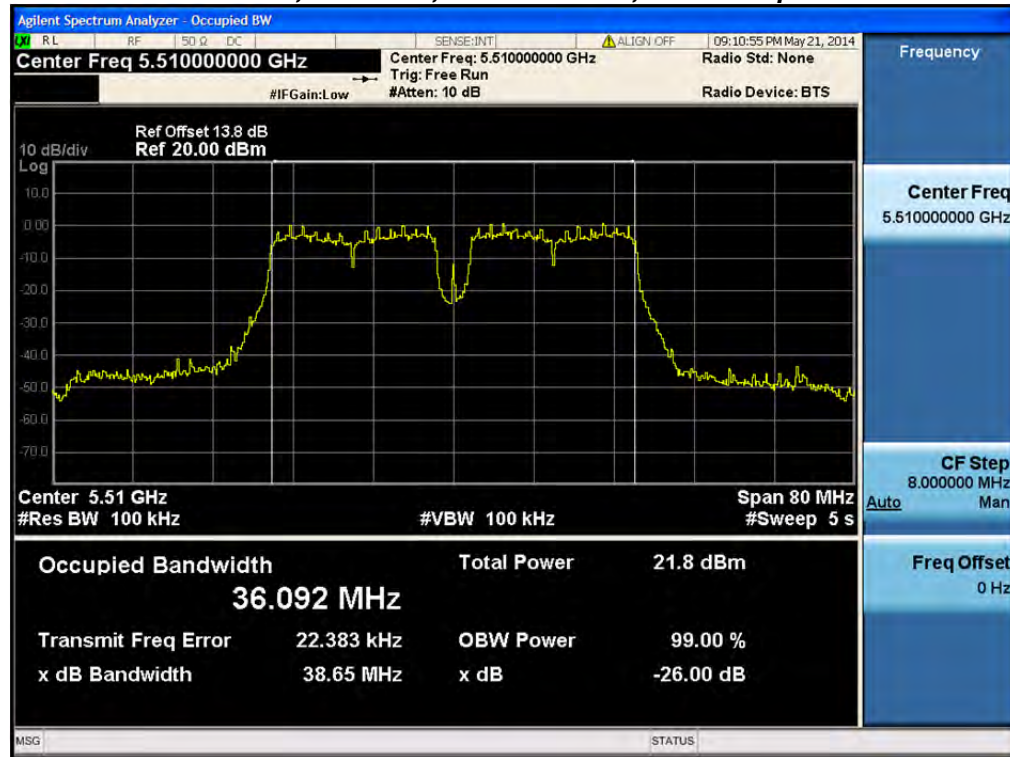


26dB / 99% Bandwidth, 5500 MHz, HT/VHT20, M0 to M23, M0.1 to M9.3

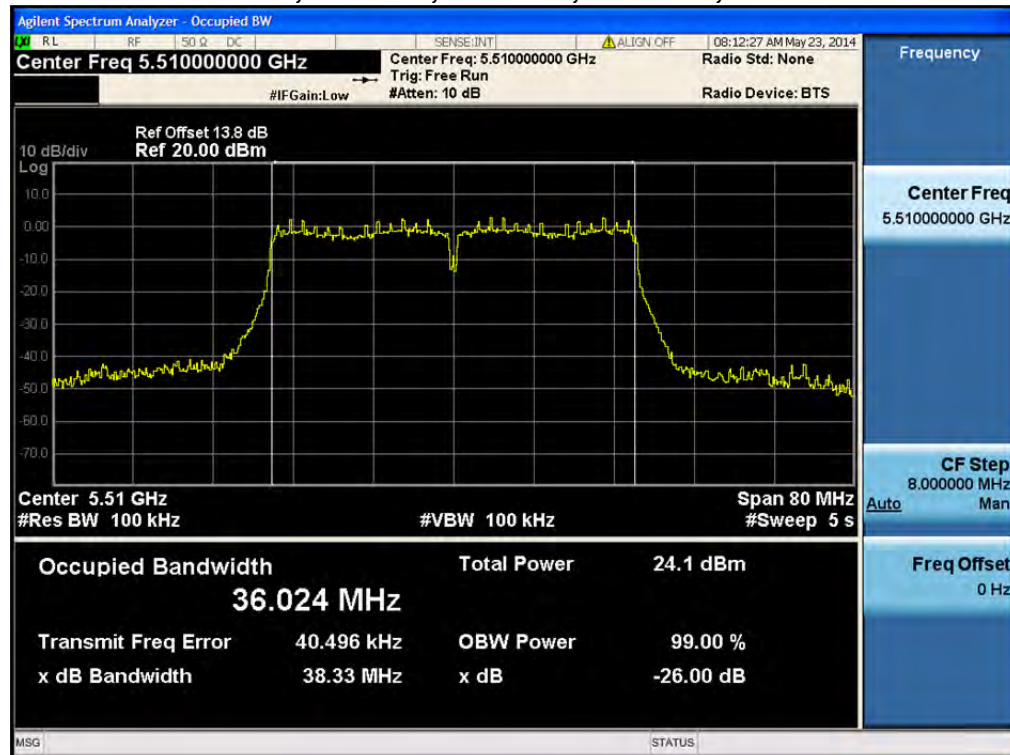




26dB / 99% Bandwidth, 5510 MHz, Non HT/VHT40, 6 to 54 Mbps

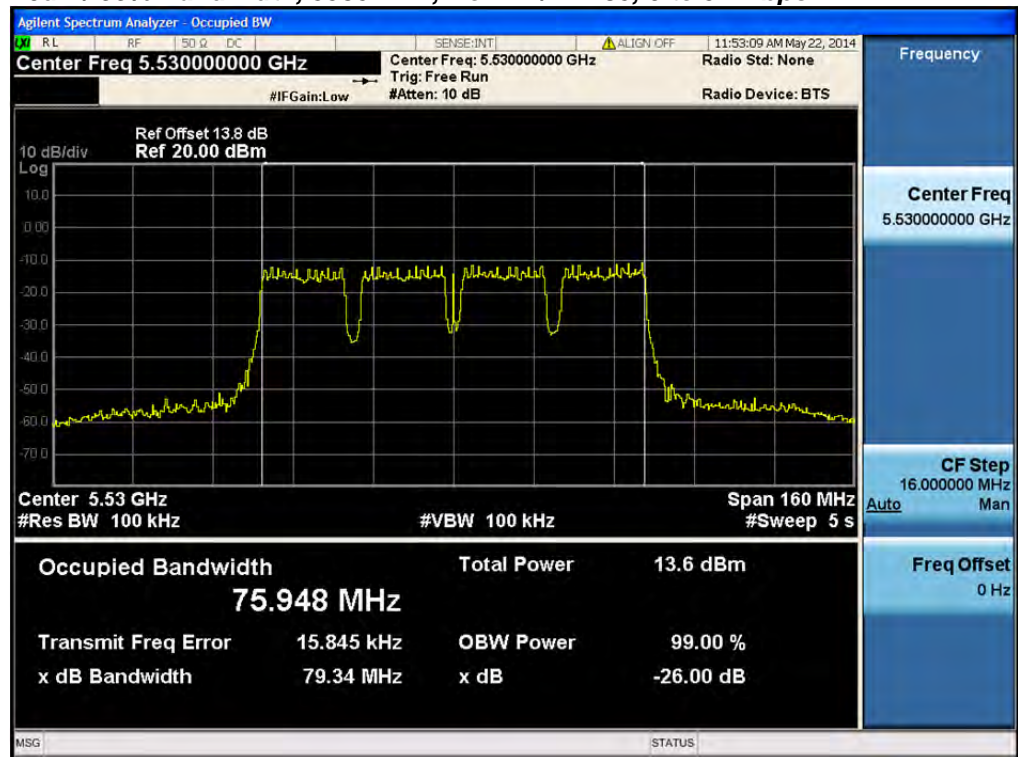


26dB / 99% Bandwidth, 5510 MHz, HT/VHT40, M0 to M23, M0.1 to M9.3

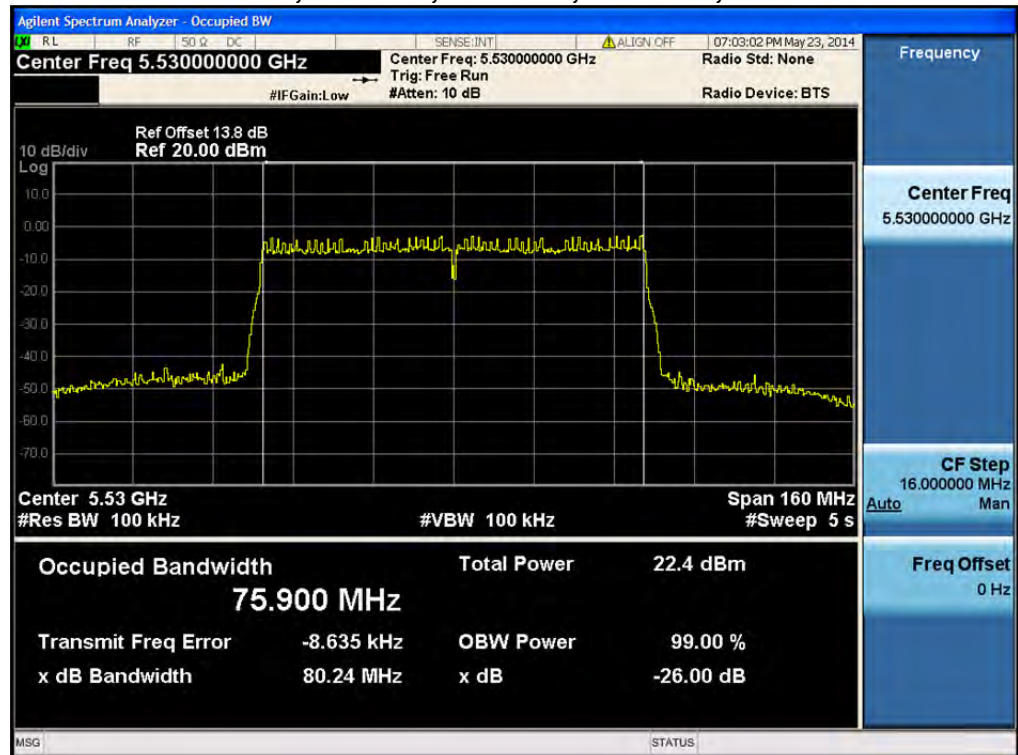




26dB / 99% Bandwidth, 5530 MHz, Non HT/VHT80, 6 to 54 Mbps

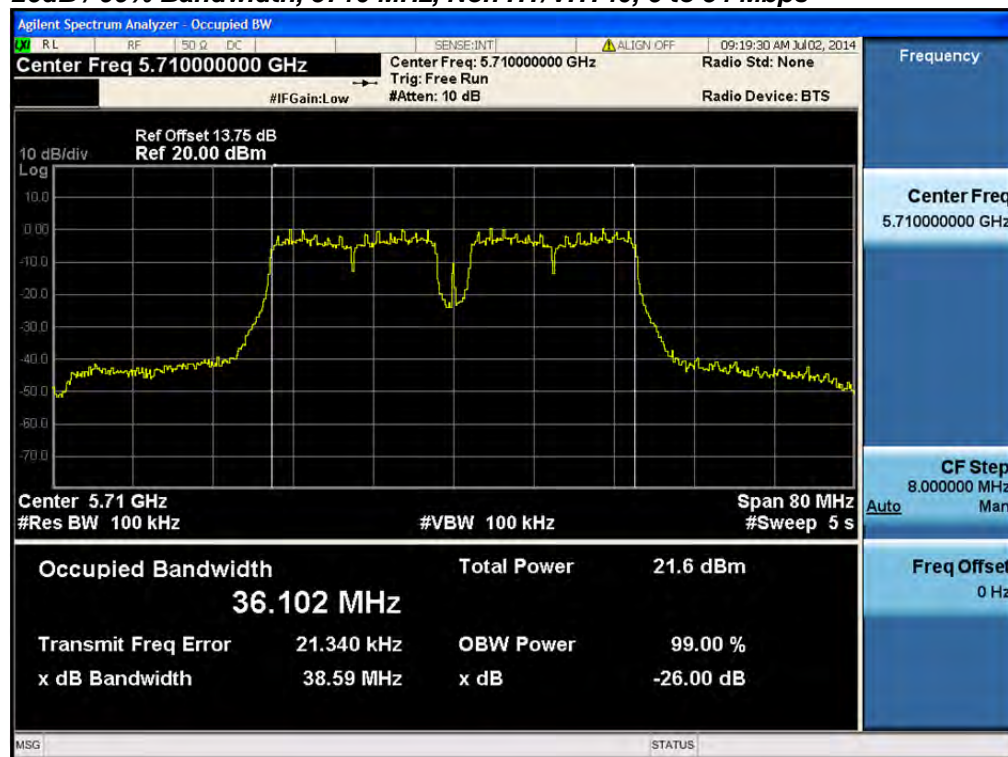


26dB / 99% Bandwidth, 5530 MHz, HT/VHT80, M0 to M23, M0.1 to M9.3

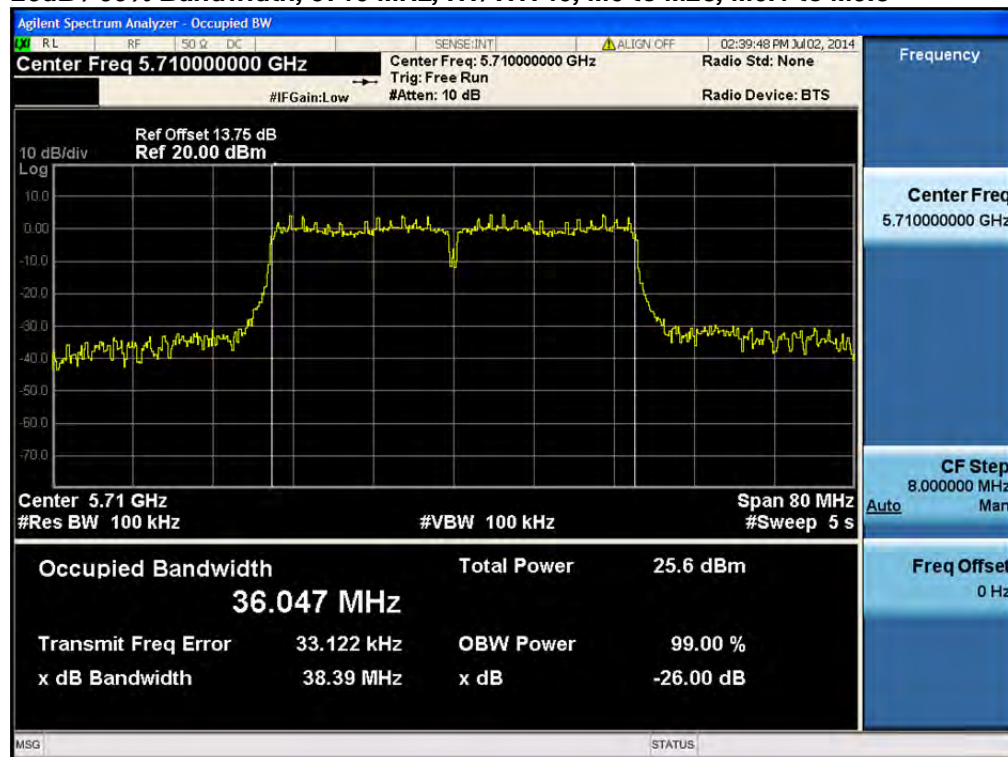




26dB / 99% Bandwidth, 5710 MHz, Non HT/VHT40, 6 to 54 Mbps

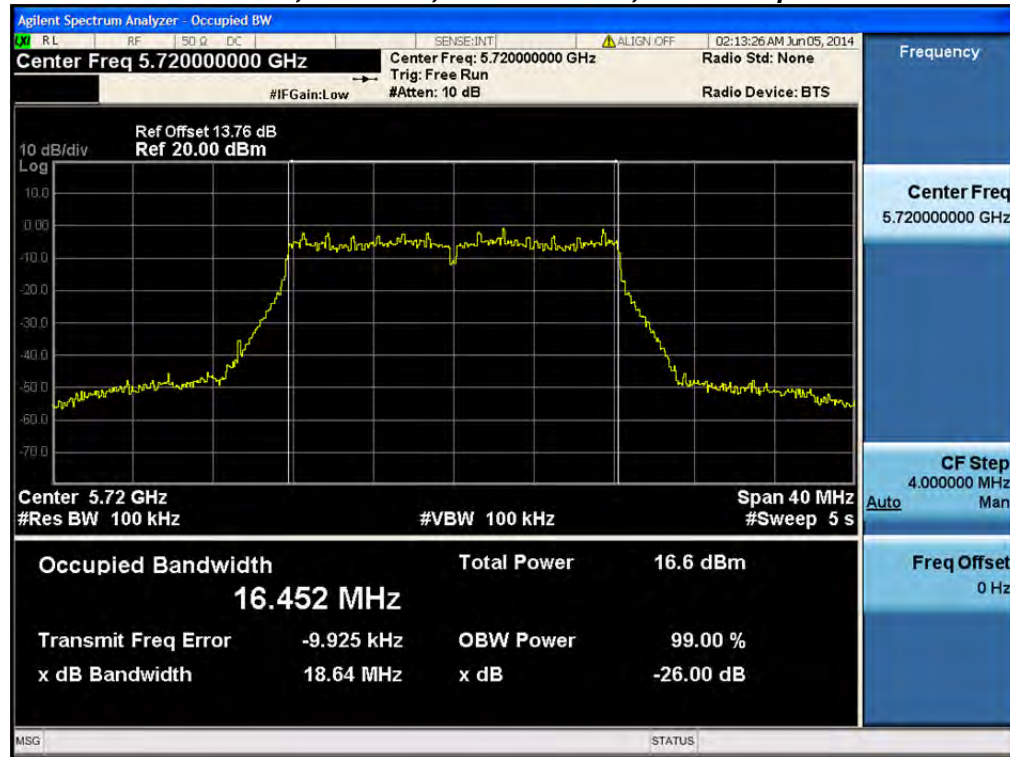


26dB / 99% Bandwidth, 5710 MHz, HT/VHT40, M0 to M23, M0.1 to M9.3

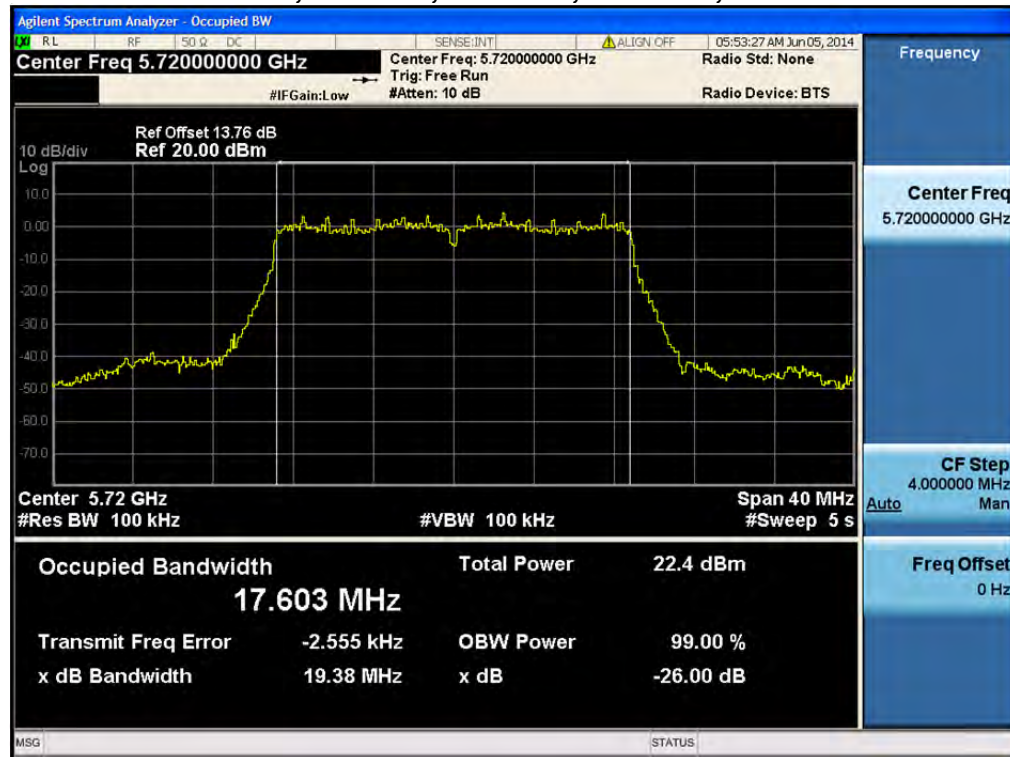




26dB / 99% Bandwidth, 5720 MHz, Non HT/VHT20, 6 to 54 Mbps



26dB / 99% Bandwidth, 5720 MHz, HT/VHT20, M0 to M23, M0.1 to M9.3





Peak Output Power

15.407: For the bands 5.25-5.35 and 5.47-5.725 GHz, the maximum conducted output power over the frequency band of operation shall not exceed the lesser of 250 mW or $11 \text{ dBm} + 10 \log B$, where B is the 26-dB emission bandwidth in MHz. If transmitting antennas of directional gain greater than 6 dBi are used, the maximum conducted output power shall be reduced by the amount in dB that the directional gain of the antenna exceeds 6 dBi.

The smallest 26dB bandwidth for all channels is 18.6 MHz. The maximum conducted output power is calculated as $11\text{dBm} + 10 \cdot \log(18.6\text{MHz}) = 23.7\text{dBm}$

The maximum supported antenna gain for all bands is 5dBi. The peak correlated gain for each mode is listed in the table below.

The “measure-and-sum technique” is used for measuring in-band transmit power of a device. In the measure-and-sum approach, the conducted emission level is measured at each antenna port. The measured results at the various antenna ports are then summed mathematically to determine the total emission level from the device. Summing is performed in linear power units.

Power Spectral Density

15.407: For the bands 5.25-5.35 and 5.47-5.725 GHz, the peak power spectral density shall not exceed 11 dBm in any 1-MHz band. If transmitting antennas of directional gain greater than 6 dBi are used, the peak power spectral density shall be reduced by the amount in dB that the directional gain of the antenna exceeds 6 dBi.

The maximum supported antenna gain is 5dBi. The peak correlated gain for each mode is listed in the table below.

The “Measure and add $10 \log(N)$ dB technique”, where N is the number of outputs, is used for measuring in-band Power Spectral Density. With this technique, spectrum measurements are performed at each output of the device, and the quantity $10 \log(4)$ (or 6dB) is added to the worst case spectrum value before comparing to the emission limit.



Connect the antenna port(s) to the spectrum analyzer input. Place the radio in continuous transmit mode. Configure the spectrum analyzer as shown below.

Enable "Channel Power" function of analyzer	
Center Frequency:	Frequency from table below
Span:	20 MHz (must be greater than 26dB bandwidth, adjust as necessary)
Ref Level Offset:	Correct for attenuator and cable loss.
Reference Level:	20 dBm
Attenuation:	20 dB
Sweep Time:	100ms, Single sweep
Resolution Bandwidth:	1 MHz
Video Bandwidth:	3 MHz
Detector:	Sample
Trace:	Trace Average 100 traces in Power Averaging Mode
Integration BW:	=99% BW from 99% Bandwidth Data

After averaging 100 traces of the transmitter waveform on the spectrum analyzer, record the spectrum analyzer Channel Power. Perform a Marker Peak Search function, and record this value as the Power Spectral Density.



Frequency (MHz)	Mode	Tx Paths	Correlated Antenna Gain (dBi)	Tx 1 Max Power (dBm)	Tx 2 Max Power (dBm)	Tx 3 Max Power (dBm)	Tx 4 Max Power (dBm)	Total Tx Channel Power (dBm)	Limit (dBm)	Margin (dB)
5500	Non HT/VHT20, 6 to 54 Mbps	1	5	19.5				19.5	23.2	3.7
	Non HT/VHT20, 6 to 54 Mbps	2	5	14.4	15.1			17.8	23.2	5.4
	Non HT/VHT20, 6 to 54 Mbps	3	5	11.7	12.1	12.4		16.8	23.2	6.3
	Non HT/VHT20, 6 to 54 Mbps	4	5	8.7	9.0	9.4	10.2	15.4	23.2	7.8
	Non HT/VHT20 Beam Forming, 6 to 54 Mbps	2	8	13.4	14.2			16.8	21.2	4.3
	Non HT/VHT20 Beam Forming, 6 to 54 Mbps	3	10	10.7	11.0	11.4		15.8	19.4	3.5
	Non HT/VHT20 Beam Forming, 6 to 54 Mbps	4	11	8.7	9.0	9.4	10.2	15.4	18.2	2.8
	HT/VHT20, M0 to M7, M0.1 to M9.1	1	5	15.4				15.4	23.5	8.1
	HT/VHT20, M0 to M7, M0.1 to M9.1	2	5	14.5	14.6			17.6	23.5	5.9
	HT/VHT20, M8 to M15, M0.2 to M9.2	2	5	14.5	14.6			17.6	23.5	5.9
	HT/VHT20, M0 to M7, M0.1 to M9.1	3	5	12.4	12.8	13.1		17.5	23.5	5.9
	HT/VHT20, M8 to M15, M0.2 to M9.2	3	5	14.5	14.6	15.1		19.5	23.5	3.9
	HT/VHT20, M16 to M23, M0.3 to M9.3	3	5	14.5	14.6	15.1		19.5	23.5	3.9
	HT/VHT20, M0 to M7, M0.1 to M9.1	4	5	9.4	9.7	10.0	11.0	16.1	23.5	7.4
	HT/VHT20, M8 to M15, M0.2 to M9.2	4	5	12.4	12.8	13.1	13.9	19.1	23.5	4.4
	HT/VHT20, M16 to M23, M0.3 to M9.3	4	5	13.4	13.8	14.0	14.9	20.1	23.5	3.4
	HT/VHT20 Beam Forming, M0 to M7, M0.1 to M9.1	2	8	14.5	14.6			17.6	21.5	3.9
	HT/VHT20 Beam Forming, M8 to M15, M0.2 to M9.2	2	5	14.5	14.6			17.6	23.5	5.9
	HT/VHT20 Beam Forming, M0 to M7, M0.1 to M9.1	3	10	10.6	10.7	11.1		15.6	19.7	4.1
	HT/VHT20 Beam Forming, M8 to M15, M0.2 to M9.2	3	7	13.4	13.8	14.0		18.5	22.7	4.1
	HT/VHT20 Beam Forming, M16 to M23, M0.3 to M9.3	3	5	14.5	14.6	15.1		19.5	23.5	3.9
	HT/VHT20 Beam Forming, M0 to M7, M0.1 to M9.1	4	11	8.5	9.2	9.1	10.0	15.3	18.5	3.2
	HT/VHT20 Beam Forming, M8 to M15, M0.2 to M9.2	4	8	11.4	11.7	12.0	12.9	18.1	21.5	3.4
	HT/VHT20 Beam Forming, M16 to M23, M0.3 to M9.3	4	6	13.4	13.8	14.0	14.9	20.1	23.3	3.2
HT/VHT20 STBC, M0 to M7, M0.1 to M9.1	2	5	14.5	14.6			17.6	23.5	5.9	
HT/VHT20 STBC, M0 to M7, M0.1 to M9.1	3	5	14.5	14.6	15.1		19.5	23.5	3.9	
HT/VHT20 STBC, M0 to M7, M0.1 to M9.1	4	5	12.4	12.8	13.1	13.9	19.1	23.5	4.4	
5510	Non HT/VHT40, 6 to 54 Mbps	1	5	14.8				14.8	24.0	9.2
	Non HT/VHT40, 6 to 54 Mbps	2	5	13.0	13.2			16.1	24.0	7.9
	Non HT/VHT40, 6 to 54 Mbps	3	5	12.2	12.2	12.4		17.0	24.0	7.0
	Non HT/VHT40, 6 to 54 Mbps	4	5	11.1	11.1	11.4	12.2	17.5	24.0	6.5
	HT/VHT40, M0 to M7, M0.1 to M9.1	1	5	17.1				17.1	24.0	6.9
	HT/VHT40, M0 to M7, M0.1 to M9.1	2	5	15.1	15.4			18.3	24.0	5.7
	HT/VHT40, M8 to M15, M0.2 to M9.2	2	5	15.1	15.4			18.3	24.0	5.7
	HT/VHT40, M0 to M7, M0.1 to M9.1	3	5	13.1	13.3	13.5		18.1	24.0	5.9



	HT/VHT40, M8 to M15, M0.2 to M9.2	3	5	13.1	13.3	13.5		18.1	24.0	5.9
	HT/VHT40, M16 to M23, M0.3 to M9.3	3	5	13.1	13.3	13.5		18.1	24.0	5.9
	HT/VHT40, M0 to M7, M0.1 to M9.1	4	5	12.1	12.5	12.5	13.4	18.7	24.0	5.3
	HT/VHT40, M8 to M15, M0.2 to M9.2	4	5	12.1	12.5	12.5	13.4	18.7	24.0	5.3
	HT/VHT40, M16 to M23, M0.3 to M9.3	4	5	12.1	12.5	12.5	13.4	18.7	24.0	5.3
	HT/VHT40 Beam Forming, M0 to M7, M0.1 to M9.1	2	8	13.1	13.3			16.2	22.0	5.8
	HT/VHT40 Beam Forming, M8 to M15, M0.2 to M9.2	2	5	15.1	15.4			18.3	24.0	5.7
	HT/VHT40 Beam Forming, M0 to M7, M0.1 to M9.1	3	10	10.6	10.6	10.5		15.3	20.2	4.9
	HT/VHT40 Beam Forming, M8 to M15, M0.2 to M9.2	3	7	12.1	12.5	12.5		17.1	23.2	6.1
	HT/VHT40 Beam Forming, M16 to M23, M0.3 to M9.3	3	5	13.1	13.3	13.5		18.1	24.0	5.9
	HT/VHT40 Beam Forming, M0 to M7, M0.1 to M9.1	4	11	9.4	9.7	9.5	10.3	15.8	19.0	3.2
	HT/VHT40 Beam Forming, M8 to M15, M0.2 to M9.2	4	8	10.6	10.6	10.5	11.3	16.8	22.0	5.2
	HT/VHT40 Beam Forming, M16 to M23, M0.3 to M9.3	4	6	11.7	11.2	11.5	12.4	17.7	23.8	6.1
	HT/VHT40 STBC, M0 to M7, M0.1 to M9.1	2	5	15.1	15.4			18.3	24.0	5.7
	HT/VHT40 STBC, M0 to M7, M0.1 to M9.1	3	5	13.1	13.3	13.5		18.1	24.0	5.9
	HT/VHT40 STBC, M0 to M7, M0.1 to M9.1	4	5	12.1	12.5	12.5	13.4	18.7	24.0	5.3
5530	Non HT/VHT80, 6 to 54 Mbps	1	5	12.0				12.0	24.0	12.0
	Non HT/VHT80, 6 to 54 Mbps	2	5	8.0	8.6			11.3	24.0	12.7
	Non HT/VHT80, 6 to 54 Mbps	3	5	7.0	7.2	7.3		11.9	24.0	12.1
	Non HT/VHT80, 6 to 54 Mbps	4	5	5.0	5.2	5.3	6.2	11.5	24.0	12.5
	HT/VHT80, M0 to M7, M0.1 to M9.1	1	5	14.8				14.8	24.0	9.2
	HT/VHT80, M0 to M7, M0.1 to M9.1	2	5	12.2	12.4			15.3	24.0	8.7
	HT/VHT80, M8 to M15, M0.2 to M9.2	2	5	12.2	12.4			15.3	24.0	8.7
	HT/VHT80, M0 to M7, M0.1 to M9.1	3	5	11.2	11.4	11.2		16.0	24.0	8.0
	HT/VHT80, M8 to M15, M0.2 to M9.2	3	5	11.2	11.4	11.2		16.0	24.0	8.0
	HT/VHT80, M16 to M23, M0.3 to M9.3	3	5	11.2	11.4	11.2		16.0	24.0	8.0
	HT/VHT80, M0 to M7, M0.1 to M9.1	4	5	10.1	10.3	10.4	10.8	16.4	24.0	7.6
	HT/VHT80, M8 to M15, M0.2 to M9.2	4	5	10.1	10.3	10.4	10.8	16.4	24.0	7.6
	HT/VHT80, M16 to M23, M0.3 to M9.3	4	5	10.1	10.3	10.4	10.8	16.4	24.0	7.6
	HT/VHT80 Beam Forming, M0 to M7, M0.1 to M9.1	2	8	10.1	10.3			13.2	22.0	8.8
	HT/VHT80 Beam Forming, M8 to M15, M0.2 to M9.2	2	5	12.2	12.4			15.3	24.0	8.7
	HT/VHT80 Beam Forming, M0 to M7, M0.1 to M9.1	3	10	7.1	7.3	7.5		12.1	20.2	8.1
	HT/VHT80 Beam Forming, M8 to M15, M0.2 to M9.2	3	7	10.1	10.3	10.4		15.0	23.2	8.2
	HT/VHT80 Beam Forming, M16 to M23, M0.3 to M9.3	3	5	11.2	11.4	11.2		16.0	24.0	8.0
	HT/VHT80 Beam Forming, M0 to M7, M0.1 to M9.1	4	11	5.1	5.4	5.5	6.0	11.5	19.0	7.5
	HT/VHT80 Beam Forming, M8 to M15, M0.2 to M9.2	4	8	7.1	7.3	7.5	7.9	13.5	22.0	8.5
HT/VHT80 Beam Forming, M16 to M23, M0.3 to M9.3	4	6	9.0	9.3	9.4	9.8	15.4	23.8	8.4	
HT/VHT80 STBC, M0 to M7, M0.1 to M9.1	2	5	12.2	12.4			15.3	24.0	8.7	
HT/VHT80 STBC, M0 to M7, M0.1 to M9.1	3	5	11.2	11.4	11.2		16.0	24.0	8.0	
HT/VHT80 STBC, M0 to M7, M0.1 to M9.1	4	5	10.1	10.3	10.4	10.8	16.4	24.0	7.6	



5550	Non HT/VHT40, 6 to 54 Mbps	1	5	21.5				21.5	24.0	2.5
	Non HT/VHT40, 6 to 54 Mbps	2	5	18.3	18.4			21.4	24.0	2.6
	Non HT/VHT40, 6 to 54 Mbps	3	5	15.2	15.5	15.5		20.2	24.0	3.8
	Non HT/VHT40, 6 to 54 Mbps	4	5	12.2	12.5	12.5	13.4	18.7	24.0	5.3
	HT/VHT40, M0 to M7, M0.1 to M9.1	1	5	21.5				21.5	24.0	2.5
	HT/VHT40, M0 to M7, M0.1 to M9.1	2	5	18.5	18.9			21.7	24.0	2.3
	HT/VHT40, M8 to M15, M0.2 to M9.2	2	5	18.5	18.9			21.7	24.0	2.3
	HT/VHT40, M0 to M7, M0.1 to M9.1	3	5	15.1	15.9	15.8		20.4	24.0	3.6
	HT/VHT40, M8 to M15, M0.2 to M9.2	3	5	16.2	16.9	16.9		21.5	24.0	2.5
	HT/VHT40, M16 to M23, M0.3 to M9.3	3	5	16.2	16.9	16.9		21.5	24.0	2.5
	HT/VHT40, M0 to M7, M0.1 to M9.1	4	5	12.5	12.9	12.6	13.5	18.9	24.0	5.1
	HT/VHT40, M8 to M15, M0.2 to M9.2	4	5	15.1	15.9	15.8	16.4	21.8	24.0	2.2
	HT/VHT40, M16 to M23, M0.3 to M9.3	4	5	15.1	15.9	15.8	16.4	21.8	24.0	2.2
	HT/VHT40 Beam Forming, M0 to M7, M0.1 to M9.1	2	8	15.1	15.9			18.5	22.0	3.5
	HT/VHT40 Beam Forming, M8 to M15, M0.2 to M9.2	2	5	18.5	18.9			21.7	24.0	2.3
	HT/VHT40 Beam Forming, M0 to M7, M0.1 to M9.1	3	10	11.4	11.8	11.5		16.3	20.2	3.9
	HT/VHT40 Beam Forming, M8 to M15, M0.2 to M9.2	3	7	14.1	15.0	14.7		19.4	23.2	3.8
	HT/VHT40 Beam Forming, M16 to M23, M0.3 to M9.3	3	5	16.2	16.9	16.9		21.5	24.0	2.5
	HT/VHT40 Beam Forming, M0 to M7, M0.1 to M9.1	4	11	9.4	9.9	9.8	10.5	15.9	19.0	3.1
	HT/VHT40 Beam Forming, M8 to M15, M0.2 to M9.2	4	8	12.5	12.9	12.6	13.5	18.9	22.0	3.1
HT/VHT40 Beam Forming, M16 to M23, M0.3 to M9.3	4	6	14.1	15.0	14.7	15.4	20.8	23.8	3.0	
HT/VHT40 STBC, M0 to M7, M0.1 to M9.1	2	5	18.5	18.9			21.7	24.0	2.3	
HT/VHT40 STBC, M0 to M7, M0.1 to M9.1	3	5	16.2	16.9	16.9		21.5	24.0	2.5	
HT/VHT40 STBC, M0 to M7, M0.1 to M9.1	4	5	15.1	15.9	15.8	16.4	21.8	24.0	2.2	
5560	Non HT/VHT20, 6 to 54 Mbps	1	5	19.9				19.9	23.2	3.3
	Non HT/VHT20, 6 to 54 Mbps	2	5	14.9	15.4			18.2	23.2	5.0
	Non HT/VHT20, 6 to 54 Mbps	3	5	12.2	12.6	12.2		17.1	23.2	6.1
	Non HT/VHT20, 6 to 54 Mbps	4	5	9.1	9.6	9.4	10.2	15.6	23.2	7.5
	Non HT/VHT20 Beam Forming, 6 to 54 Mbps	2	8	14.9	15.4			18.2	21.2	3.0
	Non HT/VHT20 Beam Forming, 6 to 54 Mbps	3	10	11.1	11.3	11.2		16.0	19.4	3.4
	Non HT/VHT20 Beam Forming, 6 to 54 Mbps	4	11	9.1	9.6	9.4	10.2	15.6	18.2	2.5
	HT/VHT20, M0 to M7, M0.1 to M9.1	1	5	20.7				20.7	23.5	2.8
	HT/VHT20, M0 to M7, M0.1 to M9.1	2	5	15.8	16.3			19.1	23.5	4.4
	HT/VHT20, M8 to M15, M0.2 to M9.2	2	5	17.8	18.3			21.1	23.5	2.4
	HT/VHT20, M0 to M7, M0.1 to M9.1	3	5	12.7	13.3	13.1		17.8	23.5	5.6
	HT/VHT20, M8 to M15, M0.2 to M9.2	3	5	14.8	15.3	15.1		19.8	23.5	3.6
	HT/VHT20, M16 to M23, M0.3 to M9.3	3	5	15.8	16.3	16.1		20.8	23.5	2.6
	HT/VHT20, M0 to M7, M0.1 to M9.1	4	5	10.1	10.3	10.1	10.8	16.4	23.5	7.1
HT/VHT20, M8 to M15, M0.2 to M9.2	4	5	12.7	13.3	13.1	13.8	19.3	23.5	4.2	



	HT/VHT20, M16 to M23, M0.3 to M9.3	4	5	13.8	14.3	14.1	14.8	20.3	23.5	3.2
	HT/VHT20 Beam Forming, M0 to M7, M0.1 to M9.1	2	8	14.8	15.3			18.1	21.5	3.4
	HT/VHT20 Beam Forming, M8 to M15, M0.2 to M9.2	2	5	17.8	18.3			21.1	23.5	2.4
	HT/VHT20 Beam Forming, M0 to M7, M0.1 to M9.1	3	10	11.1	11.3	11.0		15.9	19.7	3.8
	HT/VHT20 Beam Forming, M8 to M15, M0.2 to M9.2	3	7	13.8	14.3	14.1		18.8	22.7	3.8
	HT/VHT20 Beam Forming, M16 to M23, M0.3 to M9.3	3	5	15.8	16.3	16.1		20.8	23.5	2.6
	HT/VHT20 Beam Forming, M0 to M7, M0.1 to M9.1	4	11	9.2	9.3	9.1	9.8	15.4	18.5	3.1
	HT/VHT20 Beam Forming, M8 to M15, M0.2 to M9.2	4	8	12.2	12.3	12.1	12.8	18.4	21.5	3.1
	HT/VHT20 Beam Forming, M16 to M23, M0.3 to M9.3	4	6	13.8	14.3	14.1	14.8	20.3	23.3	3.0
	HT/VHT20 STBC, M0 to M7, M0.1 to M9.1	2	5	17.8	18.3			21.1	23.5	2.4
	HT/VHT20 STBC, M0 to M7, M0.1 to M9.1	3	5	14.8	15.3	15.1		19.8	23.5	3.6
	HT/VHT20 STBC, M0 to M7, M0.1 to M9.1	4	5	12.7	13.3	13.1	13.8	19.3	23.5	4.2
5690	Non HT/VHT80, 6 to 54 Mbps	1	5	21.4				21.4	24.0	2.6
	Non HT/VHT80, 6 to 54 Mbps	2	5	18.1	18.6			21.4	24.0	2.6
	Non HT/VHT80, 6 to 54 Mbps	3	5	16.2	16.6	16.2		21.1	24.0	2.9
	Non HT/VHT80, 6 to 54 Mbps	4	5	15.2	15.7	15.2	15.9	21.5	24.0	2.5
	HT/VHT80, M0 to M7, M0.1 to M9.1	1	5	21.0				21.0	24.0	3.0
	HT/VHT80, M0 to M7, M0.1 to M9.1	2	5	18.0	18.6			21.3	24.0	2.7
	HT/VHT80, M8 to M15, M0.2 to M9.2	2	5	18.0	18.6			21.3	24.0	2.7
	HT/VHT80, M0 to M7, M0.1 to M9.1	3	5	16.0	16.6	16.1		21.0	24.0	3.0
	HT/VHT80, M8 to M15, M0.2 to M9.2	3	5	16.0	16.6	16.1		21.0	24.0	3.0
	HT/VHT80, M16 to M23, M0.3 to M9.3	3	5	16.0	16.6	16.1		21.0	24.0	3.0
	HT/VHT80, M0 to M7, M0.1 to M9.1	4	5	15.0	15.7	15.1	15.8	21.4	24.0	2.6
	HT/VHT80, M8 to M15, M0.2 to M9.2	4	5	15.0	15.7	15.1	15.8	21.4	24.0	2.6
	HT/VHT80, M16 to M23, M0.3 to M9.3	4	5	15.0	15.7	15.1	15.8	21.4	24.0	2.6
	HT/VHT80 Beam Forming, M0 to M7, M0.1 to M9.1	2	8	15.0	15.7			18.4	22.0	3.6
	HT/VHT80 Beam Forming, M8 to M15, M0.2 to M9.2	2	5	18.0	18.6			21.3	24.0	2.7
	HT/VHT80 Beam Forming, M0 to M7, M0.1 to M9.1	3	10	10.8	11.7	11.1		16.0	20.2	4.2
	HT/VHT80 Beam Forming, M8 to M15, M0.2 to M9.2	3	7	13.9	14.7	14.1		19.0	23.2	4.2
	HT/VHT80 Beam Forming, M16 to M23, M0.3 to M9.3	3	5	16.0	16.6	16.1		21.0	24.0	3.0
	HT/VHT80 Beam Forming, M0 to M7, M0.1 to M9.1	4	11	9.1	9.4	9.0	10.1	15.4	19.0	3.6
	HT/VHT80 Beam Forming, M8 to M15, M0.2 to M9.2	4	8	11.9	12.6	12.0	13.2	18.5	22.0	3.5
HT/VHT80 Beam Forming, M16 to M23, M0.3 to M9.3	4	6	13.9	14.7	14.1	15.2	20.5	23.8	3.3	
HT/VHT80 STBC, M0 to M7, M0.1 to M9.1	2	5	18.0	18.6			21.3	24.0	2.7	
HT/VHT80 STBC, M0 to M7, M0.1 to M9.1	3	5	16.0	16.6	16.1		21.0	24.0	3.0	
HT/VHT80 STBC, M0 to M7, M0.1 to M9.1	4	5	15.0	15.7	15.1	15.8	21.4	24.0	2.6	



5710	Non HT/VHT40, 6 to 54 Mbps	1	5	21.7				21.7	24.0	2.3
	Non HT/VHT40, 6 to 54 Mbps	2	5	18.7	19.7			22.2	24.0	1.8
	Non HT/VHT40, 6 to 54 Mbps	3	5	14.4	15.7	14.7		19.7	24.0	4.3
	Non HT/VHT40, 6 to 54 Mbps	4	5	12.8	13.7	12.6	13.9	19.3	24.0	4.7
	HT/VHT40, M0 to M7, M0.1 to M9.1	1	5	21.8				21.8	24.0	2.2
	HT/VHT40, M0 to M7, M0.1 to M9.1	2	5	18.5	19.7			22.2	24.0	1.8
	HT/VHT40, M8 to M15, M0.2 to M9.2	2	5	18.5	19.7			22.2	24.0	1.8
	HT/VHT40, M0 to M7, M0.1 to M9.1	3	5	15.6	16.8	15.5		20.8	24.0	3.2
	HT/VHT40, M8 to M15, M0.2 to M9.2	3	5	16.6	17.9	16.9		21.9	24.0	2.1
	HT/VHT40, M16 to M23, M0.3 to M9.3	3	5	16.6	17.9	16.9		21.9	24.0	2.1
	HT/VHT40, M0 to M7, M0.1 to M9.1	4	5	12.5	13.9	12.6	14.3	19.4	24.0	4.6
	HT/VHT40, M8 to M15, M0.2 to M9.2	4	5	15.6	16.8	15.5	17.1	22.3	24.0	1.7
	HT/VHT40, M16 to M23, M0.3 to M9.3	4	5	15.6	16.8	15.5	17.1	22.3	24.0	1.7
	HT/VHT40 Beam Forming, M0 to M7, M0.1 to M9.1	2	8	15.6	16.8			19.3	22.0	2.7
	HT/VHT40 Beam Forming, M8 to M15, M0.2 to M9.2	2	5	18.5	19.7			22.2	24.0	1.8
	HT/VHT40 Beam Forming, M0 to M7, M0.1 to M9.1	3	10	11.7	12.9	11.5		16.8	20.2	3.4
	HT/VHT40 Beam Forming, M8 to M15, M0.2 to M9.2	3	7	14.6	15.9	14.5		19.8	23.2	3.4
	HT/VHT40 Beam Forming, M16 to M23, M0.3 to M9.3	3	5	16.6	17.9	16.9		21.9	24.0	2.1
	HT/VHT40 Beam Forming, M0 to M7, M0.1 to M9.1	4	11	10.0	10.9	9.6	11.2	16.5	19.0	2.5
	HT/VHT40 Beam Forming, M8 to M15, M0.2 to M9.2	4	8	12.5	13.9	12.6	14.3	19.4	22.0	2.6
HT/VHT40 Beam Forming, M16 to M23, M0.3 to M9.3	4	6	14.6	15.9	14.5	16.2	21.4	23.8	2.4	
HT/VHT40 STBC, M0 to M7, M0.1 to M9.1	2	5	18.5	19.7			22.2	24.0	1.8	
HT/VHT40 STBC, M0 to M7, M0.1 to M9.1	3	5	16.6	17.9	16.9		21.9	24.0	2.1	
HT/VHT40 STBC, M0 to M7, M0.1 to M9.1	4	5	15.6	16.8	15.5	17.1	22.3	24.0	1.7	
5720	Non HT/VHT20, 6 to 54 Mbps	1	5	20.7				20.7	23.2	2.5
	Non HT/VHT20, 6 to 54 Mbps	2	5	15.6	16.4			19.0	23.2	4.1
	Non HT/VHT20, 6 to 54 Mbps	3	5	11.9	12.7	12.0		17.0	23.2	6.2
	Non HT/VHT20, 6 to 54 Mbps	4	5	9.9	10.6	10.0	10.5	16.3	23.2	6.9
	Non HT/VHT20 Beam Forming, 6 to 54 Mbps	2	8	14.9	15.4			18.2	21.2	3.0
	Non HT/VHT20 Beam Forming, 6 to 54 Mbps	3	10	10.9	11.6	10.9		15.9	19.4	3.4
	Non HT/VHT20 Beam Forming, 6 to 54 Mbps	4	11	8.9	9.6	8.9	9.6	15.3	18.2	2.9
	HT/VHT20, M0 to M7, M0.1 to M9.1	1	5	21.0				21.0	23.5	2.5
	HT/VHT20, M0 to M7, M0.1 to M9.1	2	5	15.7	16.3			19.0	23.5	4.4
	HT/VHT20, M8 to M15, M0.2 to M9.2	2	5	17.6	18.2			20.9	23.5	2.5
	HT/VHT20, M0 to M7, M0.1 to M9.1	3	5	12.6	13.3	12.9		17.7	23.5	5.7
	HT/VHT20, M8 to M15, M0.2 to M9.2	3	5	15.7	16.3	15.9		20.7	23.5	2.7
	HT/VHT20, M16 to M23, M0.3 to M9.3	3	5	15.7	16.3	15.9		20.7	23.5	2.7
	HT/VHT20, M0 to M7, M0.1 to M9.1	4	5	10.0	10.3	9.9	10.4	16.2	23.5	7.3
	HT/VHT20, M8 to M15, M0.2 to M9.2	4	5	12.6	13.3	12.9	13.3	19.1	23.5	4.4
HT/VHT20, M16 to M23, M0.3 to M9.3	4	5	14.6	15.2	14.9	15.2	21.0	23.5	2.5	



HT/VHT20 Beam Forming, M0 to M7, M0.1 to M9.1	2	8	14.6	15.2			17.9	21.5	3.5
HT/VHT20 Beam Forming, M8 to M15, M0.2 to M9.2	2	5	17.6	18.2			20.9	23.5	2.5
HT/VHT20 Beam Forming, M0 to M7, M0.1 to M9.1	3	10	10.6	11.3	10.9		15.7	19.7	3.9
HT/VHT20 Beam Forming, M8 to M15, M0.2 to M9.2	3	7	13.6	14.3	13.9		18.7	22.7	3.9
HT/VHT20 Beam Forming, M16 to M23, M0.3 to M9.3	3	5	15.7	16.3	15.9		20.7	23.5	2.7
HT/VHT20 Beam Forming, M0 to M7, M0.1 to M9.1	4	11	9.1	9.3	8.9	9.4	15.2	18.5	3.3
HT/VHT20 Beam Forming, M8 to M15, M0.2 to M9.2	4	8	11.6	12.3	11.8	12.3	18.0	21.5	3.4
HT/VHT20 Beam Forming, M16 to M23, M0.3 to M9.3	4	6	13.6	14.3	13.9	14.3	20.1	23.3	3.2
HT/VHT20 STBC, M0 to M7, M0.1 to M9.1	2	5	17.6	18.2			20.9	23.5	2.5
HT/VHT20 STBC, M0 to M7, M0.1 to M9.1	3	5	15.7	16.3	15.9		20.7	23.5	2.7
HT/VHT20 STBC, M0 to M7, M0.1 to M9.1	4	5	12.6	13.3	12.9	13.3	19.1	23.5	4.4



Frequency (MHz)	Mode	Tx Paths	Correlated Antenna Gain (dBi)	Tx 1 PSD (dBm/MHz)	Tx 2 PSD (dBm/MHz)	Tx 3 PSD (dBm/MHz)	Tx 4 PSD (dBm/MHz)	Total PSD (dBm/MHz)	Limit (dBm/MHz)	Margin (dB)
5500	Non HT/VHT20, 6 to 54 Mbps	1	5	9.0				9.0	11.0	2.0
	Non HT/VHT20, 6 to 54 Mbps	2	8	4.1	4.8			7.5	9.0	1.5
	Non HT/VHT20, 6 to 54 Mbps	3	10	1.3	1.8	2.3		6.6	7.2	0.6
	Non HT/VHT20, 6 to 54 Mbps	4	11	-1.1	-1.3	-0.9	-0.2	5.2	6.0	0.8
	Non HT/VHT20 Beam Forming, 6 to 54 Mbps	2	8	3.1	3.8			6.5	9.0	2.5
	Non HT/VHT20 Beam Forming, 6 to 54 Mbps	3	10	0.5	0.9	1.1		5.6	7.2	1.6
	Non HT/VHT20 Beam Forming, 6 to 54 Mbps	4	11	-1.1	-1.3	-0.9	-0.2	5.2	6.0	0.8
	HT/VHT20, M0 to M7, M0.1 to M9.1	1	5	4.6				4.6	11.0	6.4
	HT/VHT20, M0 to M7, M0.1 to M9.1	2	8	4.3	4.1			7.2	9.0	1.8
	HT/VHT20, M8 to M15, M0.2 to M9.2	2	5	4.3	4.1			7.2	11.0	3.8
	HT/VHT20, M0 to M7, M0.1 to M9.1	3	10	1.8	2.5	2.5		7.1	7.2	0.2
	HT/VHT20, M8 to M15, M0.2 to M9.2	3	7	4.3	4.1	4.8		9.2	10.2	1.1
	HT/VHT20, M16 to M23, M0.3 to M9.3	3	5	4.3	4.1	4.8		9.2	11.0	1.8
	HT/VHT20, M0 to M7, M0.1 to M9.1	4	11	-1.1	-0.8	-0.7	0.3	5.5	6.0	0.5
	HT/VHT20, M8 to M15, M0.2 to M9.2	4	8	1.8	2.5	2.5	3.3	8.6	9.0	0.4
	HT/VHT20, M16 to M23, M0.3 to M9.3	4	6	2.8	3.0	3.3	4.0	9.3	10.8	1.4
	HT/VHT20 Beam Forming, M0 to M7, M0.1 to M9.1	2	8	4.3	4.1			7.2	9.0	1.8
	HT/VHT20 Beam Forming, M8 to M15, M0.2 to M9.2	2	5	4.3	4.1			7.2	11.0	3.8
	HT/VHT20 Beam Forming, M0 to M7, M0.1 to M9.1	3	10	0.0	0.1	0.7		5.0	7.2	2.2
	HT/VHT20 Beam Forming, M8 to M15, M0.2 to M9.2	3	7	2.8	3.0	3.3		7.8	10.2	2.4
	HT/VHT20 Beam Forming, M16 to M23, M0.3 to M9.3	3	5	4.3	4.1	4.8		9.2	11.0	1.8
	HT/VHT20 Beam Forming, M0 to M7, M0.1 to M9.1	4	11	-1.7	-1.5	-1.6	-0.8	4.6	6.0	1.3
	HT/VHT20 Beam Forming, M8 to M15, M0.2 to M9.2	4	8	1.0	1.2	1.4	2.1	7.5	9.0	1.5
	HT/VHT20 Beam Forming, M16 to M23, M0.3 to M9.3	4	6	2.8	3.0	3.3	4.0	9.3	10.8	1.4
HT/VHT20 STBC, M0 to M7, M0.1 to M9.1	2	5	4.3	4.1			7.2	11.0	3.8	
HT/VHT20 STBC, M0 to M7, M0.1 to M9.1	3	7	4.3	4.1	4.8		9.2	10.2	1.1	
HT/VHT20 STBC, M0 to M7, M0.1 to M9.1	4	8	1.8	2.5	2.5	3.3	8.6	9.0	0.4	
5510	Non HT/VHT40, 6 to 54 Mbps	1	5	1.7				1.7	11.0	9.3
	Non HT/VHT40, 6 to 54 Mbps	2	8	-0.3	-0.2			2.8	9.0	6.2
	Non HT/VHT40, 6 to 54 Mbps	3	10	-0.9	-1.1	-0.9		3.8	7.2	3.4
	Non HT/VHT40, 6 to 54 Mbps	4	11	-2.2	-2.3	-1.9	-1.4	4.1	6.0	1.9
	HT/VHT40, M0 to M7, M0.1 to M9.1	1	5	3.3				3.3	11.0	7.7
	HT/VHT40, M0 to M7, M0.1 to M9.1	2	8	1.4	1.6			4.5	9.0	4.5
	HT/VHT40, M8 to M15, M0.2 to M9.2	2	5	1.4	1.6			4.5	11.0	6.5
	HT/VHT40, M0 to M7, M0.1 to M9.1	3	10	-0.5	-0.5	-0.1		4.4	7.2	2.8



	HT/VHT40, M8 to M15, M0.2 to M9.2	3	7	-0.5	-0.5	-0.1		4.4	10.2	5.8
	HT/VHT40, M16 to M23, M0.3 to M9.3	3	5	-0.5	-0.5	-0.1		4.4	11.0	6.6
	HT/VHT40, M0 to M7, M0.1 to M9.1	4	11	-1.6	-0.9	-1.3	-0.2	5.1	6.0	0.9
	HT/VHT40, M8 to M15, M0.2 to M9.2	4	8	-1.6	-0.9	-1.3	-0.2	5.1	9.0	3.9
	HT/VHT40, M16 to M23, M0.3 to M9.3	4	6	-1.6	-0.9	-1.3	-0.2	5.1	10.8	5.7
	HT/VHT40 Beam Forming, M0 to M7, M0.1 to M9.1	2	8	-0.5	-0.5			2.5	9.0	6.5
	HT/VHT40 Beam Forming, M8 to M15, M0.2 to M9.2	2	5	1.4	1.6			4.5	11.0	6.5
	HT/VHT40 Beam Forming, M0 to M7, M0.1 to M9.1	3	10	-2.8	-3.3	-3.3		1.6	7.2	5.6
	HT/VHT40 Beam Forming, M8 to M15, M0.2 to M9.2	3	7	-1.6	-0.9	-1.3		3.5	10.2	6.7
	HT/VHT40 Beam Forming, M16 to M23, M0.3 to M9.3	3	5	-0.5	-0.5	-0.1		4.4	11.0	6.6
	HT/VHT40 Beam Forming, M0 to M7, M0.1 to M9.1	4	11	-4.3	-4.0	-4.2	-3.4	2.1	6.0	3.9
	HT/VHT40 Beam Forming, M8 to M15, M0.2 to M9.2	4	8	-2.8	-3.3	-3.3	-2.2	3.1	9.0	5.8
	HT/VHT40 Beam Forming, M16 to M23, M0.3 to M9.3	4	6	-2.0	-2.7	-2.3	-1.6	3.9	10.8	6.9
	HT/VHT40 STBC, M0 to M7, M0.1 to M9.1	2	5	1.4	1.6			4.5	11.0	6.5
	HT/VHT40 STBC, M0 to M7, M0.1 to M9.1	3	7	-0.5	-0.5	-0.1		4.4	10.2	5.8
	HT/VHT40 STBC, M0 to M7, M0.1 to M9.1	4	8	-1.6	-0.9	-1.3	-0.2	5.1	9.0	3.9
5530	Non HT/VHT80, 6 to 54 Mbps	1	5	-4.7				-4.7	11.0	15.7
	Non HT/VHT80, 6 to 54 Mbps	2	8	-8.6	-7.3			-4.9	9.0	13.9
	Non HT/VHT80, 6 to 54 Mbps	3	10	-9.5	-9.0	-9.2		-4.5	7.2	11.7
	Non HT/VHT80, 6 to 54 Mbps	4	11	-12.0	-11.3	-11.1	-10.3	-5.1	6.0	11.1
	HT/VHT80, M0 to M7, M0.1 to M9.1	1	5	-2.1				-2.1	11.0	13.1
	HT/VHT80, M0 to M7, M0.1 to M9.1	2	8	-4.7	-4.4			-1.5	9.0	10.5
	HT/VHT80, M8 to M15, M0.2 to M9.2	2	5	-4.7	-4.4			-1.5	11.0	12.5
	HT/VHT80, M0 to M7, M0.1 to M9.1	3	10	-6.1	-5.3	-6.0		-1.0	7.2	8.2
	HT/VHT80, M8 to M15, M0.2 to M9.2	3	7	-6.1	-5.3	-6.0		-1.0	10.2	11.3
	HT/VHT80, M16 to M23, M0.3 to M9.3	3	5	-6.1	-5.3	-6.0		-1.0	11.0	12.0
	HT/VHT80, M0 to M7, M0.1 to M9.1	4	11	-7.0	-6.9	-6.9	-6.0	-0.7	6.0	6.6
	HT/VHT80, M8 to M15, M0.2 to M9.2	4	8	-7.0	-6.9	-6.9	-6.0	-0.7	9.0	9.6
	HT/VHT80, M16 to M23, M0.3 to M9.3	4	6	-7.0	-6.9	-6.9	-6.0	-0.7	10.8	11.4
	HT/VHT80 Beam Forming, M0 to M7, M0.1 to M9.1	2	8	-7.0	-6.9			-3.9	9.0	12.9
	HT/VHT80 Beam Forming, M8 to M15, M0.2 to M9.2	2	5	-4.7	-4.4			-1.5	11.0	12.5
	HT/VHT80 Beam Forming, M0 to M7, M0.1 to M9.1	3	10	-10.2	-9.6	-9.7		-5.1	7.2	12.3
	HT/VHT80 Beam Forming, M8 to M15, M0.2 to M9.2	3	7	-7.0	-6.9	-6.9		-2.2	10.2	12.4
	HT/VHT80 Beam Forming, M16 to M23, M0.3 to M9.3	3	5	-6.1	-5.3	-6.0		-1.0	11.0	12.0
	HT/VHT80 Beam Forming, M0 to M7, M0.1 to M9.1	4	11	-12.0	-11.5	-11.7	-11.2	-5.6	6.0	11.5
	HT/VHT80 Beam Forming, M8 to M15, M0.2 to M9.2	4	8	-10.2	-9.6	-9.7	-9.2	-3.6	9.0	12.6
HT/VHT80 Beam Forming, M16 to M23, M0.3 to M9.3	4	6	-8.2	-7.5	-7.5	-7.4	-1.6	10.8	12.4	
HT/VHT80 STBC, M0 to M7, M0.1 to M9.1	2	5	-4.7	-4.4			-1.5	11.0	12.5	
HT/VHT80 STBC, M0 to M7, M0.1 to M9.1	3	7	-6.1	-5.3	-6.0		-1.0	10.2	11.3	
HT/VHT80 STBC, M0 to M7, M0.1 to M9.1	4	8	-7.0	-6.9	-6.9	-6.0	-0.7	9.0	9.6	



5550	Non HT/VHT40, 6 to 54 Mbps	1	5	8.1				8.1	11.0	2.9
	Non HT/VHT40, 6 to 54 Mbps	2	8	5.0	4.9			8.0	9.0	1.0
	Non HT/VHT40, 6 to 54 Mbps	3	10	1.7	2.1	2.0		6.7	7.2	0.5
	Non HT/VHT40, 6 to 54 Mbps	4	11	-1.3	-0.8	-0.9	0.1	5.3	6.0	0.7
	HT/VHT40, M0 to M7, M0.1 to M9.1	1	5	7.9				7.9	11.0	3.1
	HT/VHT40, M0 to M7, M0.1 to M9.1	2	8	4.8	5.1			8.0	9.0	1.0
	HT/VHT40, M8 to M15, M0.2 to M9.2	2	5	4.8	5.1			8.0	11.0	3.0
	HT/VHT40, M0 to M7, M0.1 to M9.1	3	10	1.8	2.3	2.3		6.9	7.2	0.3
	HT/VHT40, M8 to M15, M0.2 to M9.2	3	7	2.2	3.4	3.3		7.8	10.2	2.5
	HT/VHT40, M16 to M23, M0.3 to M9.3	3	5	2.2	3.4	3.3		7.8	11.0	3.2
	HT/VHT40, M0 to M7, M0.1 to M9.1	4	11	-1.3	-0.5	-1.1	0.0	5.3	6.0	0.7
	HT/VHT40, M8 to M15, M0.2 to M9.2	4	8	1.8	2.3	2.3	3.0	8.4	9.0	0.6
	HT/VHT40, M16 to M23, M0.3 to M9.3	4	6	1.8	2.3	2.3	3.0	8.4	10.8	2.4
	HT/VHT40 Beam Forming, M0 to M7, M0.1 to M9.1	2	8	1.8	2.3			5.1	9.0	3.9
	HT/VHT40 Beam Forming, M8 to M15, M0.2 to M9.2	2	5	4.8	5.1			8.0	11.0	3.0
	HT/VHT40 Beam Forming, M0 to M7, M0.1 to M9.1	3	10	-2.2	-1.9	-2.0		2.7	7.2	4.5
	HT/VHT40 Beam Forming, M8 to M15, M0.2 to M9.2	3	7	0.3	1.2	1.2		5.7	10.2	4.5
	HT/VHT40 Beam Forming, M16 to M23, M0.3 to M9.3	3	5	2.2	3.4	3.3		7.8	11.0	3.2
	HT/VHT40 Beam Forming, M0 to M7, M0.1 to M9.1	4	11	-4.1	-3.8	-3.8	-3.0	2.4	6.0	3.6
	HT/VHT40 Beam Forming, M8 to M15, M0.2 to M9.2	4	8	-1.3	-0.5	-1.1	0.0	5.3	9.0	3.7
HT/VHT40 Beam Forming, M16 to M23, M0.3 to M9.3	4	6	0.3	1.2	1.2	1.8	7.2	10.8	3.6	
HT/VHT40 STBC, M0 to M7, M0.1 to M9.1	2	5	4.8	5.1			8.0	11.0	3.0	
HT/VHT40 STBC, M0 to M7, M0.1 to M9.1	3	7	2.2	3.4	3.3		7.8	10.2	2.5	
HT/VHT40 STBC, M0 to M7, M0.1 to M9.1	4	8	1.8	2.3	2.3	3.0	8.4	9.0	0.6	
5560	Non HT/VHT20, 6 to 54 Mbps	1	5	9.5				9.5	11.0	1.5
	Non HT/VHT20, 6 to 54 Mbps	2	8	4.6	5.3			8.0	9.0	1.0
	Non HT/VHT20, 6 to 54 Mbps	3	10	2.0	2.4	2.0		6.9	7.2	0.3
	Non HT/VHT20, 6 to 54 Mbps	4	11	-1.3	-0.4	-1.0	-0.3	5.3	6.0	0.7
	Non HT/VHT20 Beam Forming, 6 to 54 Mbps	2	8	4.6	5.3			8.0	9.0	1.0
	Non HT/VHT20 Beam Forming, 6 to 54 Mbps	3	10	0.7	1.1	1.2		5.8	7.2	1.5
	Non HT/VHT20 Beam Forming, 6 to 54 Mbps	4	11	-1.3	-0.4	-1.0	-0.3	5.3	6.0	0.7
	HT/VHT20, M0 to M7, M0.1 to M9.1	1	5	10.1				10.1	11.0	0.9
	HT/VHT20, M0 to M7, M0.1 to M9.1	2	8	5.0	5.8			8.4	9.0	0.6
	HT/VHT20, M8 to M15, M0.2 to M9.2	2	5	7.0	7.6			10.3	11.0	0.7
	HT/VHT20, M0 to M7, M0.1 to M9.1	3	10	2.1	2.8	2.4		7.2	7.2	0.0
	HT/VHT20, M8 to M15, M0.2 to M9.2	3	7	4.4	4.6	4.9		9.4	10.2	0.8
	HT/VHT20, M16 to M23, M0.3 to M9.3	3	5	5.0	5.8	5.6		10.3	11.0	0.7
	HT/VHT20, M0 to M7, M0.1 to M9.1	4	11	-0.1	-0.1	-0.7	0.2	5.9	6.0	0.1
HT/VHT20, M8 to M15, M0.2 to M9.2	4	8	2.1	2.8	2.4	3.0	8.6	9.0	0.4	



	HT/VHT20, M16 to M23, M0.3 to M9.3	4	6	3.2	4.0	3.4	4.1	9.7	10.8	1.0
	HT/VHT20 Beam Forming, M0 to M7, M0.1 to M9.1	2	8	4.4	4.6			7.5	9.0	1.5
	HT/VHT20 Beam Forming, M8 to M15, M0.2 to M9.2	2	5	7.0	7.6			10.3	11.0	0.7
	HT/VHT20 Beam Forming, M0 to M7, M0.1 to M9.1	3	10	0.4	0.7	0.5		5.3	7.2	1.9
	HT/VHT20 Beam Forming, M8 to M15, M0.2 to M9.2	3	7	3.2	4.0	3.4		8.3	10.2	1.9
	HT/VHT20 Beam Forming, M16 to M23, M0.3 to M9.3	3	5	5.0	5.8	5.6		10.3	11.0	0.7
	HT/VHT20 Beam Forming, M0 to M7, M0.1 to M9.1	4	11	-1.1	-1.5	-1.6	-0.5	4.9	6.0	1.1
	HT/VHT20 Beam Forming, M8 to M15, M0.2 to M9.2	4	8	1.5	1.7	1.2	2.1	7.7	9.0	1.3
	HT/VHT20 Beam Forming, M16 to M23, M0.3 to M9.3	4	6	3.2	4.0	3.4	4.1	9.7	10.8	1.0
	HT/VHT20 STBC, M0 to M7, M0.1 to M9.1	2	5	7.0	7.6			10.3	11.0	0.7
	HT/VHT20 STBC, M0 to M7, M0.1 to M9.1	3	7	4.4	4.6	4.9		9.4	10.2	0.8
	HT/VHT20 STBC, M0 to M7, M0.1 to M9.1	4	8	2.1	2.8	2.4	3.0	8.6	9.0	0.4
5690	Non HT/VHT80, 6 to 54 Mbps	1	5	4.4				4.4	11.0	6.6
	Non HT/VHT80, 6 to 54 Mbps	2	8	1.4	2.2			4.8	9.0	4.2
	Non HT/VHT80, 6 to 54 Mbps	3	10	-0.4	-0.3	-0.5		4.4	7.2	2.9
	Non HT/VHT80, 6 to 54 Mbps	4	11	-1.6	-1.3	-1.6	-0.6	4.8	6.0	1.2
	HT/VHT80, M0 to M7, M0.1 to M9.1	1	5	3.8				3.8	11.0	7.2
	HT/VHT80, M0 to M7, M0.1 to M9.1	2	8	0.6	1.2			3.9	9.0	5.1
	HT/VHT80, M8 to M15, M0.2 to M9.2	2	5	0.6	1.2			3.9	11.0	7.1
	HT/VHT80, M0 to M7, M0.1 to M9.1	3	10	-1.4	-0.8	-0.7		3.8	7.2	3.4
	HT/VHT80, M8 to M15, M0.2 to M9.2	3	7	-1.4	-0.8	-0.7		3.8	10.2	6.4
	HT/VHT80, M16 to M23, M0.3 to M9.3	3	5	-1.4	-0.8	-0.7		3.8	11.0	7.2
	HT/VHT80, M0 to M7, M0.1 to M9.1	4	11	-2.6	-1.7	-2.2	-1.6	4.0	6.0	2.0
	HT/VHT80, M8 to M15, M0.2 to M9.2	4	8	-2.6	-1.7	-2.2	-1.6	4.0	9.0	5.0
	HT/VHT80, M16 to M23, M0.3 to M9.3	4	6	-2.6	-1.7	-2.2	-1.6	4.0	10.8	6.7
	HT/VHT80 Beam Forming, M0 to M7, M0.1 to M9.1	2	8	-2.6	-1.7			0.9	9.0	8.1
	HT/VHT80 Beam Forming, M8 to M15, M0.2 to M9.2	2	5	0.6	1.2			3.9	11.0	7.1
	HT/VHT80 Beam Forming, M0 to M7, M0.1 to M9.1	3	10	-6.7	-5.5	-6.0		-1.3	7.2	8.5
	HT/VHT80 Beam Forming, M8 to M15, M0.2 to M9.2	3	7	-3.4	-2.4	-2.9		1.9	10.2	8.3
	HT/VHT80 Beam Forming, M16 to M23, M0.3 to M9.3	3	5	-1.4	-0.8	-0.7		3.8	11.0	7.2
	HT/VHT80 Beam Forming, M0 to M7, M0.1 to M9.1	4	11	-8.3	-7.9	-8.5	-7.4	-2.0	6.0	8.0
	HT/VHT80 Beam Forming, M8 to M15, M0.2 to M9.2	4	8	-5.3	-4.7	-4.9	-4.1	1.3	9.0	7.7
	HT/VHT80 Beam Forming, M16 to M23, M0.3 to M9.3	4	6	-3.4	-2.4	-2.9	-2.0	3.4	10.8	7.4
HT/VHT80 STBC, M0 to M7, M0.1 to M9.1	2	5	0.6	1.2			3.9	11.0	7.1	
HT/VHT80 STBC, M0 to M7, M0.1 to M9.1	3	7	-1.4	-0.8	-0.7		3.8	10.2	6.4	
HT/VHT80 STBC, M0 to M7, M0.1 to M9.1	4	8	-2.6	-1.7	-2.2	-1.6	4.0	9.0	5.0	



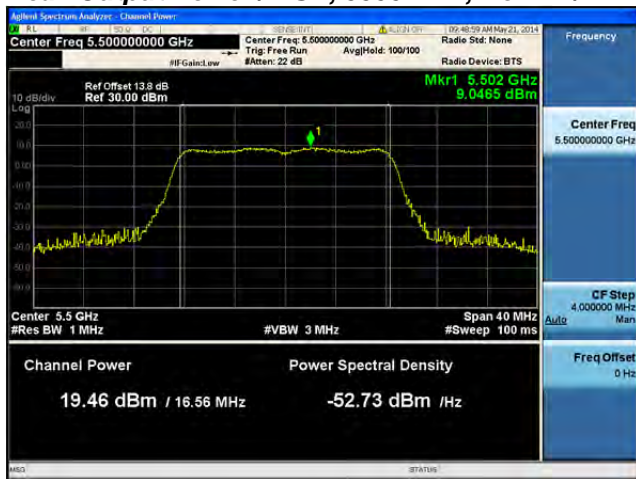
5710	Non HT/VHT40, 6 to 54 Mbps	1	5	8.5				8.5	11.0	2.5
	Non HT/VHT40, 6 to 54 Mbps	2	8	5.5	6.1			8.8	9.0	0.2
	Non HT/VHT40, 6 to 54 Mbps	3	10	1.2	2.3	1.3		6.4	7.2	0.8
	Non HT/VHT40, 6 to 54 Mbps	4	11	-0.6	0.4	-0.6	0.4	5.9	6.0	0.0
	HT/VHT40, M0 to M7, M0.1 to M9.1	1	5	8.2				8.2	11.0	2.8
	HT/VHT40, M0 to M7, M0.1 to M9.1	2	8	5.1	5.8			8.5	9.0	0.5
	HT/VHT40, M8 to M15, M0.2 to M9.2	2	5	5.1	5.8			8.5	11.0	2.5
	HT/VHT40, M0 to M7, M0.1 to M9.1	3	10	2.1	3.2	1.8		7.2	7.2	0.0
	HT/VHT40, M8 to M15, M0.2 to M9.2	3	7	3.1	4.1	3.1		8.2	10.2	2.0
	HT/VHT40, M16 to M23, M0.3 to M9.3	3	5	3.1	4.1	3.1		8.2	11.0	2.8
	HT/VHT40, M0 to M7, M0.1 to M9.1	4	11	-1.1	0.0	-1.1	0.8	5.7	6.0	0.2
	HT/VHT40, M8 to M15, M0.2 to M9.2	4	8	2.1	3.2	1.8	3.4	8.7	9.0	0.3
	HT/VHT40, M16 to M23, M0.3 to M9.3	4	6	2.1	3.2	1.8	3.4	8.7	10.8	2.1
	HT/VHT40 Beam Forming, M0 to M7, M0.1 to M9.1	2	8	2.1	3.2			5.7	9.0	3.3
	HT/VHT40 Beam Forming, M8 to M15, M0.2 to M9.2	2	5	5.1	5.8			8.5	11.0	2.5
	HT/VHT40 Beam Forming, M0 to M7, M0.1 to M9.1	3	10	-2.0	-0.7	-2.3		3.2	7.2	4.1
	HT/VHT40 Beam Forming, M8 to M15, M0.2 to M9.2	3	7	0.8	2.1	1.0		6.1	10.2	4.1
	HT/VHT40 Beam Forming, M16 to M23, M0.3 to M9.3	3	5	3.1	4.1	3.1		8.2	11.0	2.8
	HT/VHT40 Beam Forming, M0 to M7, M0.1 to M9.1	4	11	-3.6	-2.7	-3.7	-2.7	2.9	6.0	3.1
	HT/VHT40 Beam Forming, M8 to M15, M0.2 to M9.2	4	8	-1.1	0.0	-1.1	0.8	5.7	9.0	3.2
HT/VHT40 Beam Forming, M16 to M23, M0.3 to M9.3	4	6	0.8	2.1	1.0	2.6	7.7	10.8	3.0	
HT/VHT40 STBC, M0 to M7, M0.1 to M9.1	2	5	5.1	5.8			8.5	11.0	2.5	
HT/VHT40 STBC, M0 to M7, M0.1 to M9.1	3	7	3.1	4.1	3.1		8.2	10.2	2.0	
HT/VHT40 STBC, M0 to M7, M0.1 to M9.1	4	8	2.1	3.2	1.8	3.4	8.7	9.0	0.3	
5720	Non HT/VHT20, 6 to 54 Mbps	1	5	10.4				10.4	11.0	0.6
	Non HT/VHT20, 6 to 54 Mbps	2	8	5.3	5.7			8.5	9.0	0.5
	Non HT/VHT20, 6 to 54 Mbps	3	10	1.5	2.4	1.7		6.7	7.2	0.6
	Non HT/VHT20, 6 to 54 Mbps	4	11	-0.6	0.4	-0.4	0.2	5.9	6.0	0.0
	Non HT/VHT20 Beam Forming, 6 to 54 Mbps	2	8	4.5	5.1			7.8	9.0	1.2
	Non HT/VHT20 Beam Forming, 6 to 54 Mbps	3	10	0.7	1.1	0.5		5.5	7.2	1.7
	Non HT/VHT20 Beam Forming, 6 to 54 Mbps	4	11	-1.3	-0.6	-1.6	-0.5	5.0	6.0	0.9
	HT/VHT20, M0 to M7, M0.1 to M9.1	1	5	10.1				10.1	11.0	0.9
	HT/VHT20, M0 to M7, M0.1 to M9.1	2	8	4.9	5.8			8.4	9.0	0.6
	HT/VHT20, M8 to M15, M0.2 to M9.2	2	5	6.7	7.4			10.1	11.0	0.9
	HT/VHT20, M0 to M7, M0.1 to M9.1	3	10	1.8	2.6	1.9		6.9	7.2	0.3
	HT/VHT20, M8 to M15, M0.2 to M9.2	3	7	4.9	5.8	5.4		10.2	10.2	0.1
	HT/VHT20, M16 to M23, M0.3 to M9.3	3	5	4.9	5.8	5.4		10.2	11.0	0.8
	HT/VHT20, M0 to M7, M0.1 to M9.1	4	11	-0.5	-0.4	-0.6	-0.5	5.5	6.0	0.5
	HT/VHT20, M8 to M15, M0.2 to M9.2	4	8	1.8	2.6	1.9	2.5	8.2	9.0	0.8
HT/VHT20, M16 to M23, M0.3 to M9.3	4	6	4.3	4.5	4.2	4.4	10.4	10.8	0.4	



HT/VHT20 Beam Forming, M0 to M7, M0.1 to M9.1	2	8	4.3	4.5			7.4	9.0	1.6
HT/VHT20 Beam Forming, M8 to M15, M0.2 to M9.2	2	5	6.7	7.4			10.1	11.0	0.9
HT/VHT20 Beam Forming, M0 to M7, M0.1 to M9.1	3	10	-0.3	0.6	0.2		5.0	7.2	2.3
HT/VHT20 Beam Forming, M8 to M15, M0.2 to M9.2	3	7	3.3	3.6	3.1		8.1	10.2	2.1
HT/VHT20 Beam Forming, M16 to M23, M0.3 to M9.3	3	5	4.9	5.8	5.4		10.2	11.0	0.8
HT/VHT20 Beam Forming, M0 to M7, M0.1 to M9.1	4	11	-1.3	-1.3	-1.8	-1.0	4.7	6.0	1.3
HT/VHT20 Beam Forming, M8 to M15, M0.2 to M9.2	4	8	0.8	1.6	1.2	1.4	7.3	9.0	1.7
HT/VHT20 Beam Forming, M16 to M23, M0.3 to M9.3	4	6	3.3	3.6	3.1	3.6	9.4	10.8	1.3
HT/VHT20 STBC, M0 to M7, M0.1 to M9.1	2	5	6.7	7.4			10.1	11.0	0.9
HT/VHT20 STBC, M0 to M7, M0.1 to M9.1	3	7	4.9	5.8	5.4		10.2	10.2	0.1
HT/VHT20 STBC, M0 to M7, M0.1 to M9.1	4	8	1.8	2.6	1.9	2.5	8.2	9.0	0.8



Peak Output Power / PSD, 5500 MHz, Non HT/VHT20, 6 to 54 Mbps



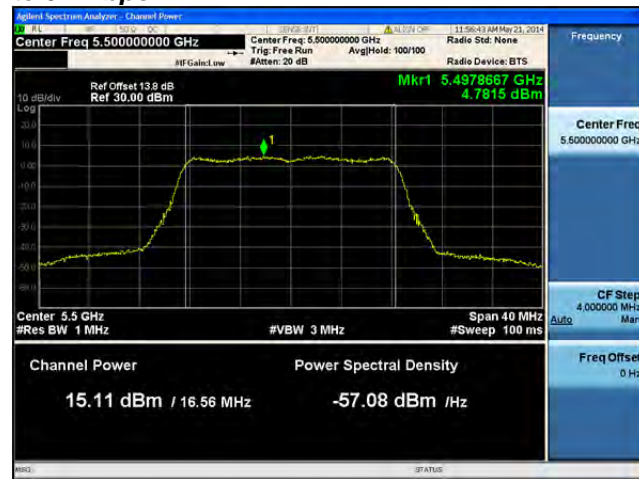
Antenna A



Peak Output Power / PSD, 5500 MHz, Non HT/VHT20, 6 to 54 Mbps



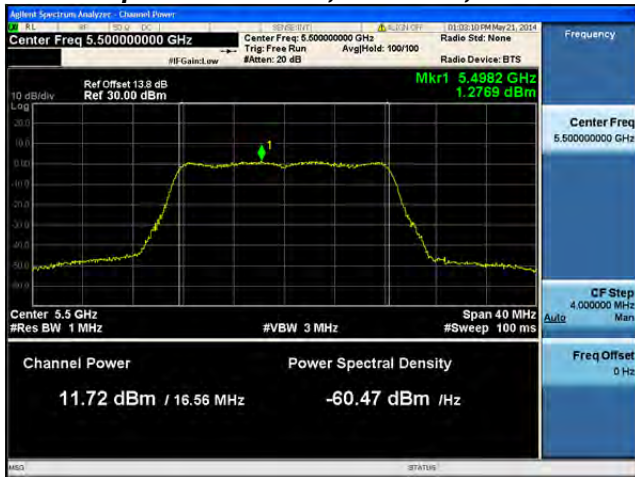
Antenna A



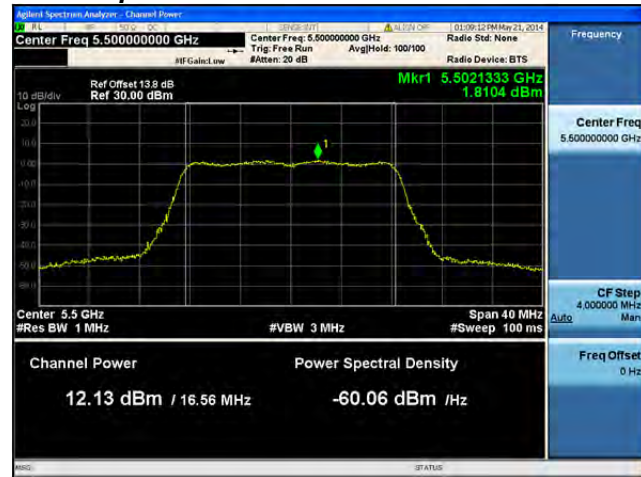
Antenna B



Peak Output Power / PSD, 5500 MHz, Non HT/VHT20, 6 to 54 Mbps



Antenna A



Antenna B



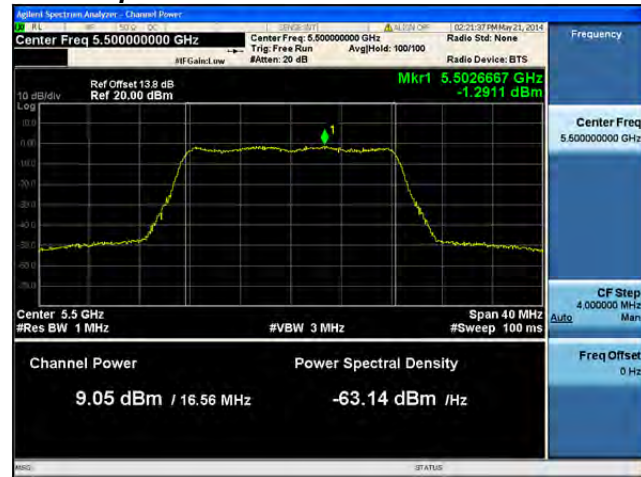
Antenna C



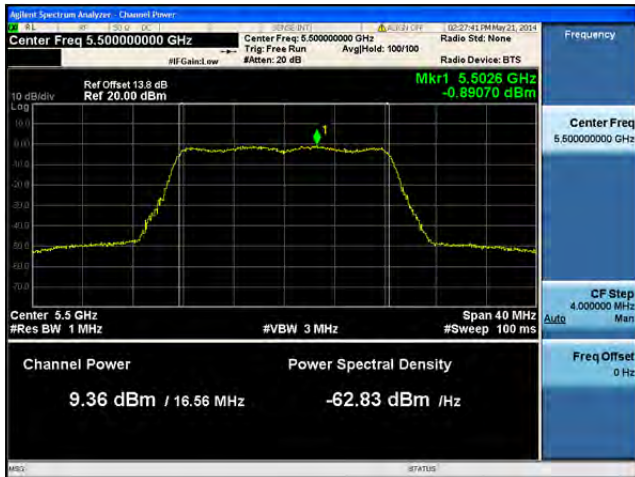
Peak Output Power / PSD, 5500 MHz, Non HT/VHT20, 6 to 54 Mbps



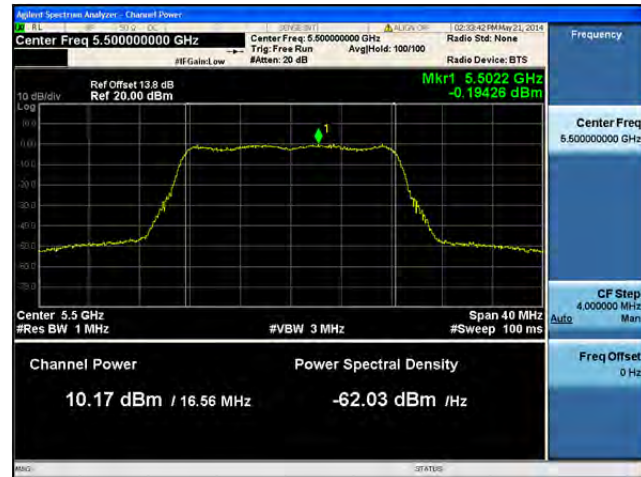
Antenna A



Antenna B



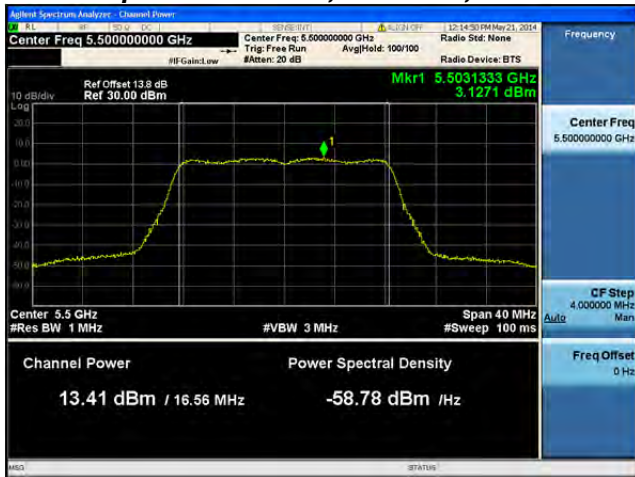
Antenna C



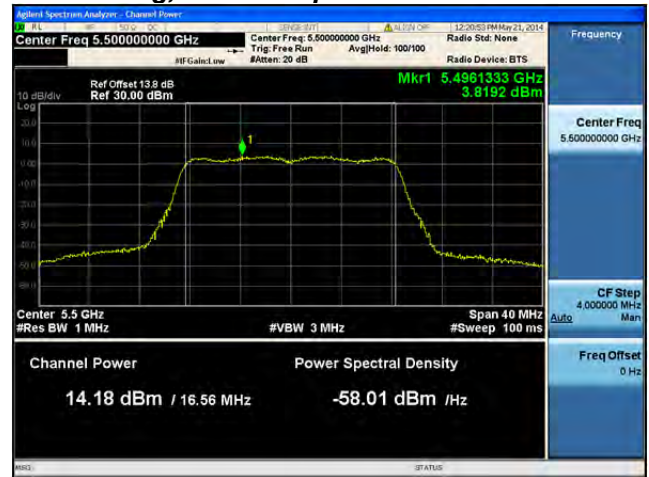
Antenna D



Peak Output Power / PSD, 5500 MHz, Non HT/VHT20 Beam Forming, 6 to 54 Mbps



Antenna A



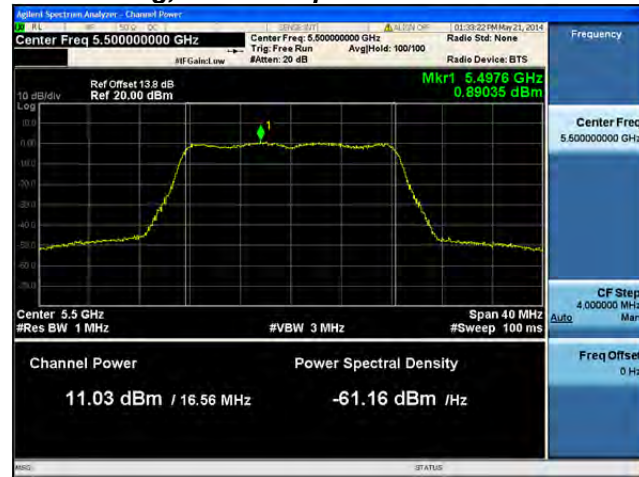
Antenna B



Peak Output Power / PSD, 5500 MHz, Non HT/VHT20 Beam Forming, 6 to 54 Mbps



Antenna A



Antenna B



Antenna C



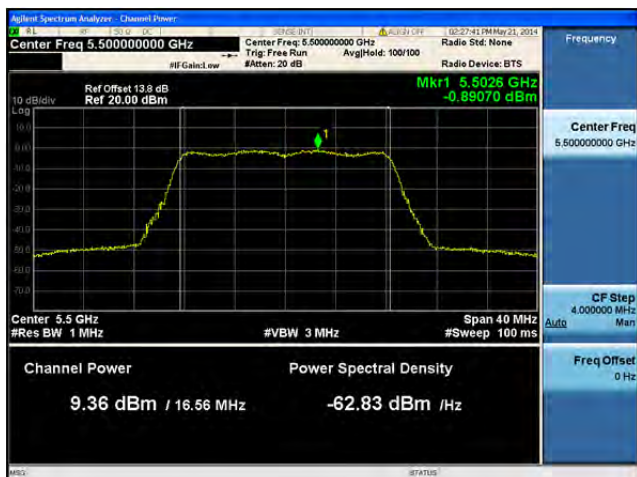
Peak Output Power / PSD, 5500 MHz, Non HT/VHT20 Beam Forming, 6 to 54 Mbps



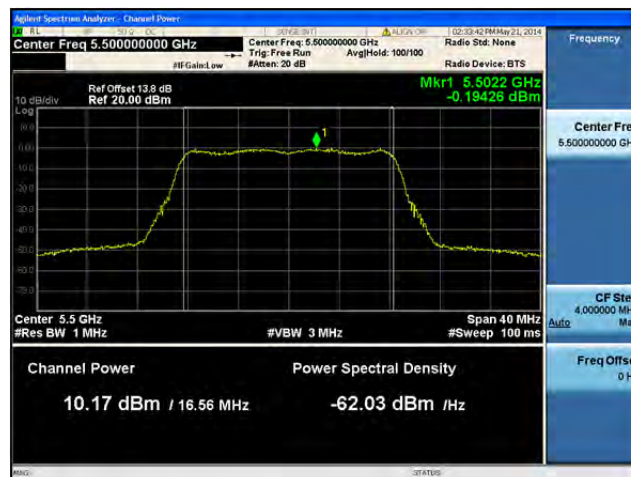
Antenna A



Antenna B



Antenna C



Antenna D



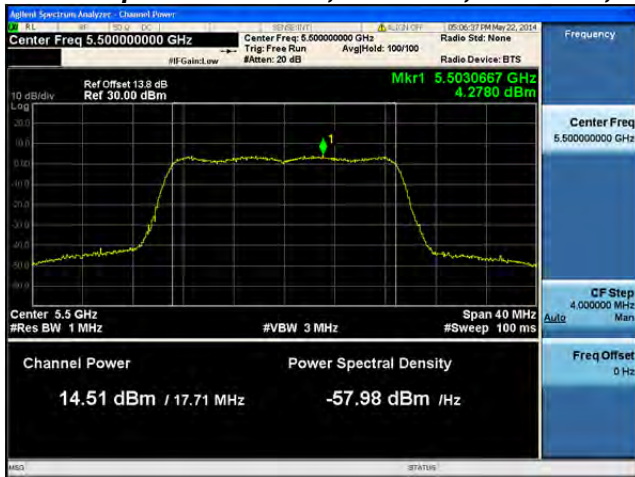
Peak Output Power / PSD, 5500 MHz, HT/VHT20, M0 to M7, M0.1 to M9.1



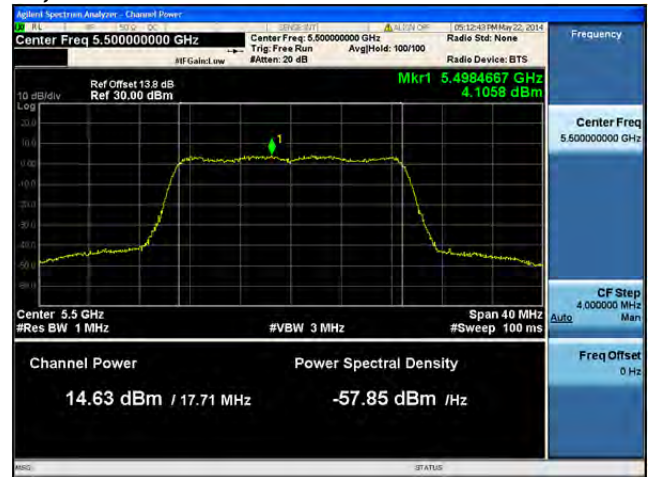
Antenna A



Peak Output Power / PSD, 5500 MHz, HT/VHT20, M0 to M7, M0.1 to M9.1



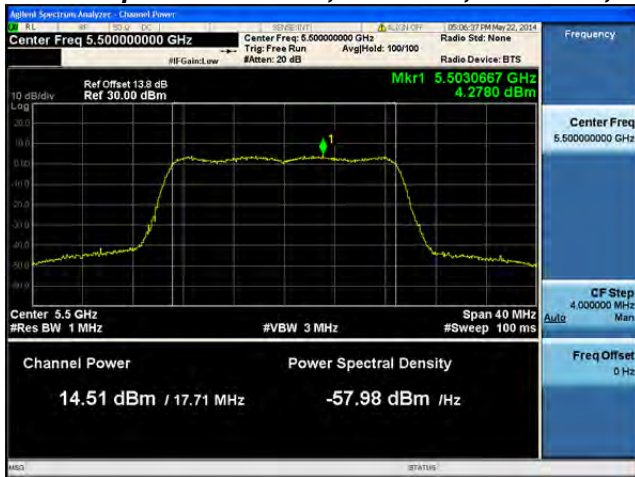
Antenna A



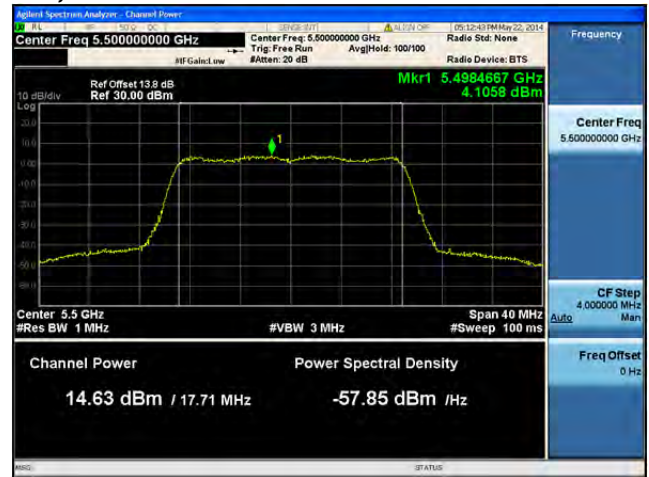
Antenna B



Peak Output Power / PSD, 5500 MHz, HT/VHT20, M8 to M15, M0.2 to M9.2



Antenna A



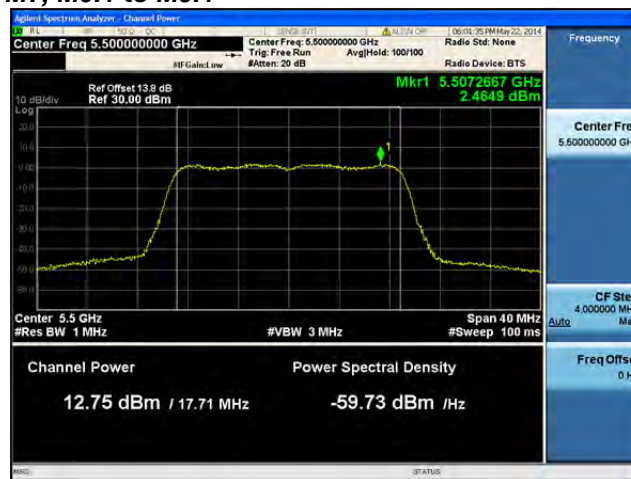
Antenna B



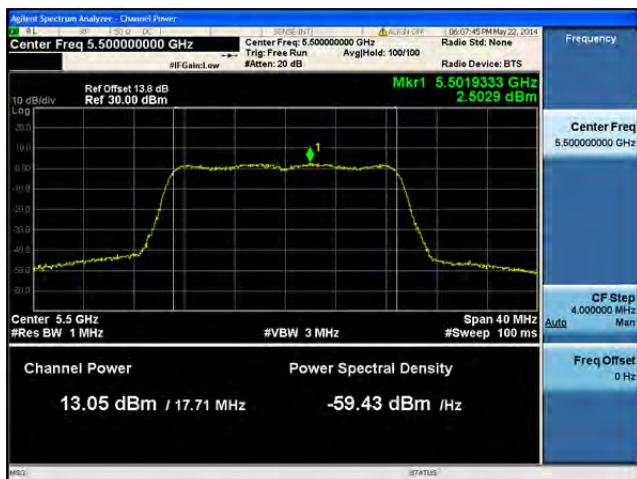
Peak Output Power / PSD, 5500 MHz, HT/VHT20, M0 to M7, M0.1 to M9.1



Antenna A



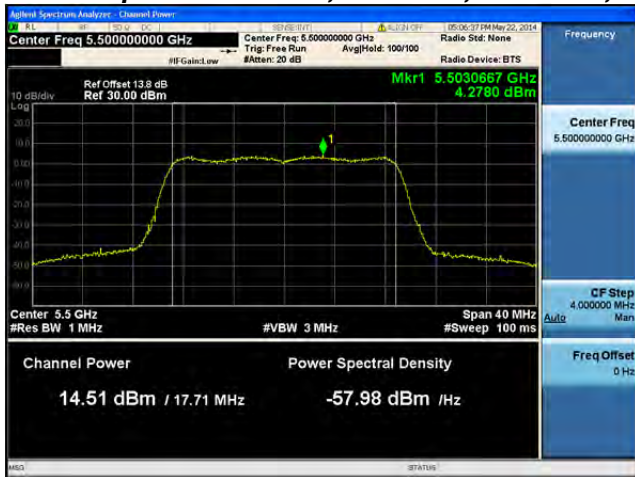
Antenna B



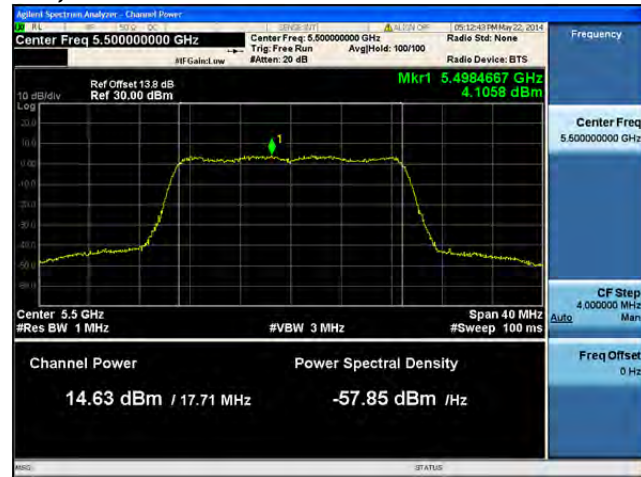
Antenna C



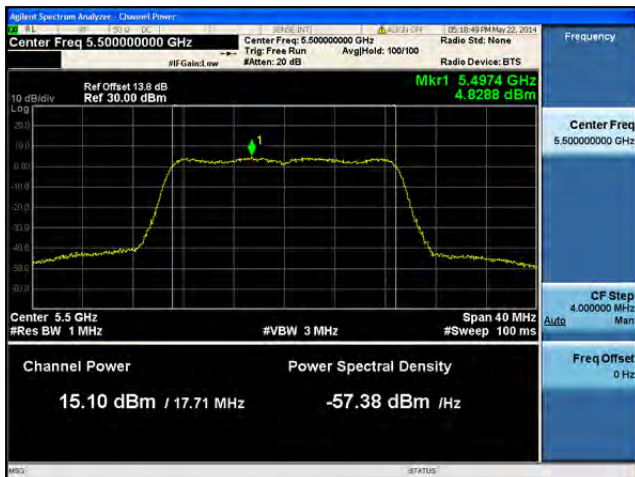
Peak Output Power / PSD, 5500 MHz, HT/VHT20, M8 to M15, M0.2 to M9.2



Antenna A



Antenna B



Antenna C



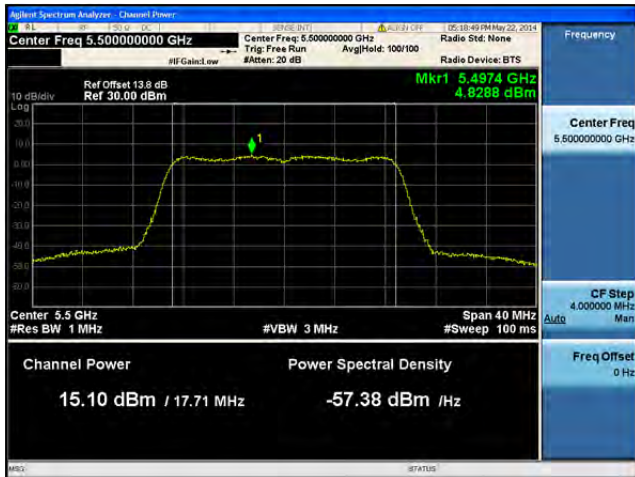
Peak Output Power / PSD, 5500 MHz, HT/VHT20, M16 to M23, M0.3 to M9.3



Antenna A



Antenna B



Antenna C



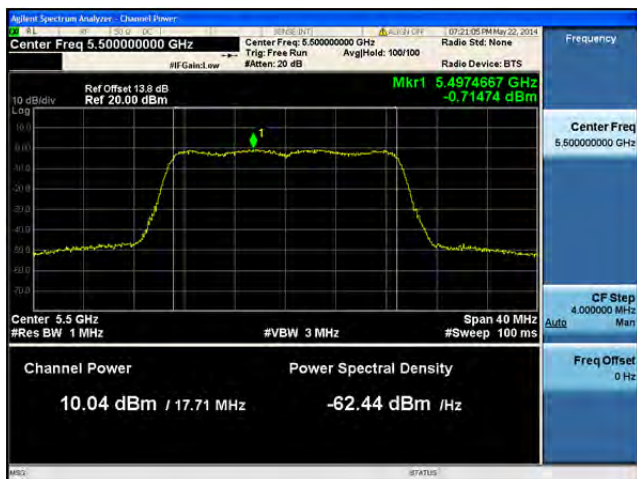
Peak Output Power / PSD, 5500 MHz, HT/VHT20, M0 to M7, M0.1 to M9.1



Antenna A



Antenna B



Antenna C



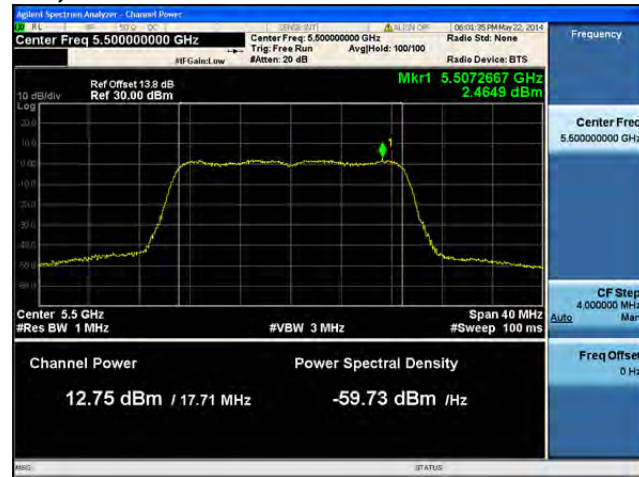
Antenna D



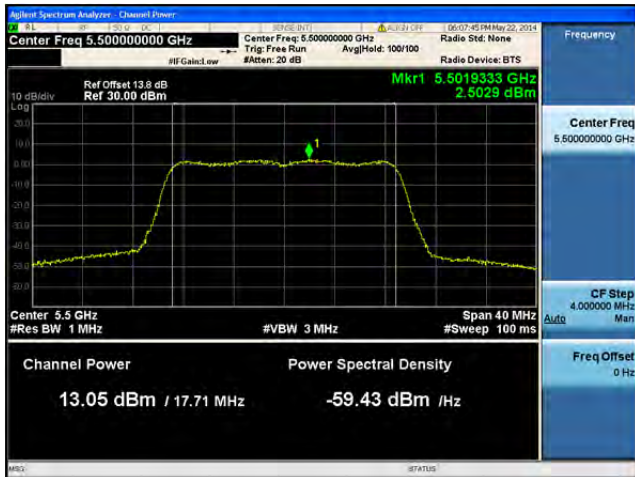
Peak Output Power / PSD, 5500 MHz, HT/VHT20, M8 to M15, M0.2 to M9.2



Antenna A



Antenna B



Antenna C



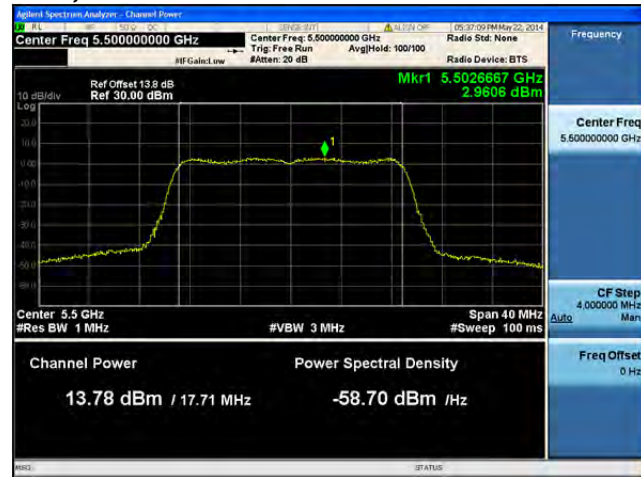
Antenna D



Peak Output Power / PSD, 5500 MHz, HT/VHT20, M16 to M23, M0.3 to M9.3



Antenna A



Antenna B



Antenna C



Antenna D



Peak Output Power / PSD, 5500 MHz, HT/VHT20 Beam Forming, M0 to M7, M0.1 to M9.1



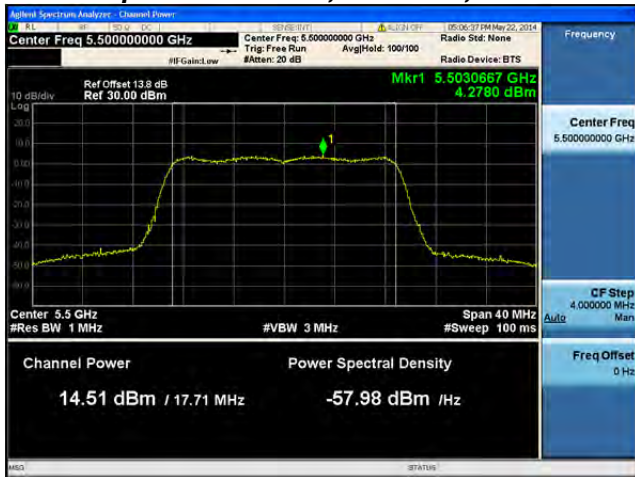
Antenna A



Antenna B



Peak Output Power / PSD, 5500 MHz, HT/VHT20 Beam Forming, M8 to M15, M0.2 to M9.2



Antenna A



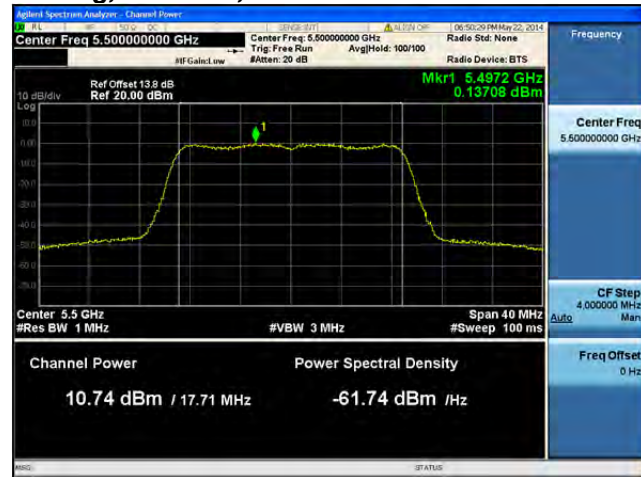
Antenna B



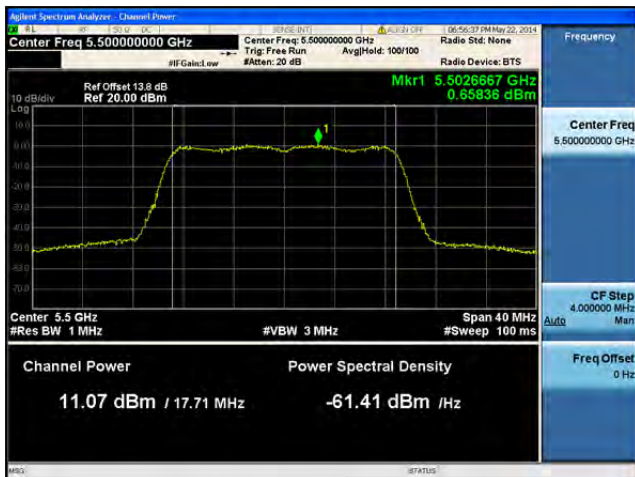
Peak Output Power / PSD, 5500 MHz, HT/VHT20 Beam Forming, M0 to M7, M0.1 to M9.1



Antenna A



Antenna B



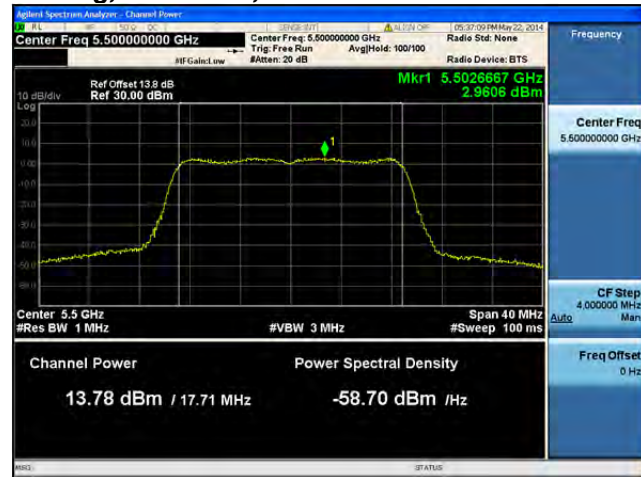
Antenna C



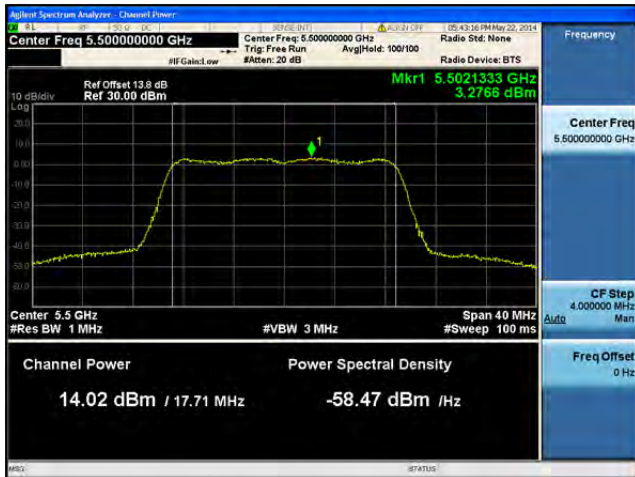
Peak Output Power / PSD, 5500 MHz, HT/VHT20 Beam Forming, M8 to M15, M0.2 to M9.2



Antenna A



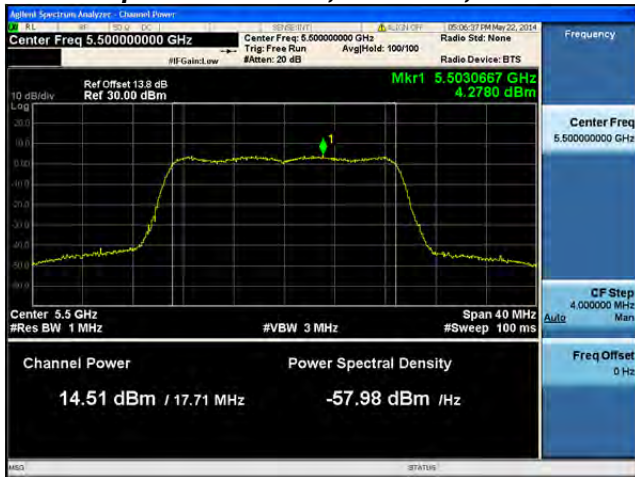
Antenna B



Antenna C



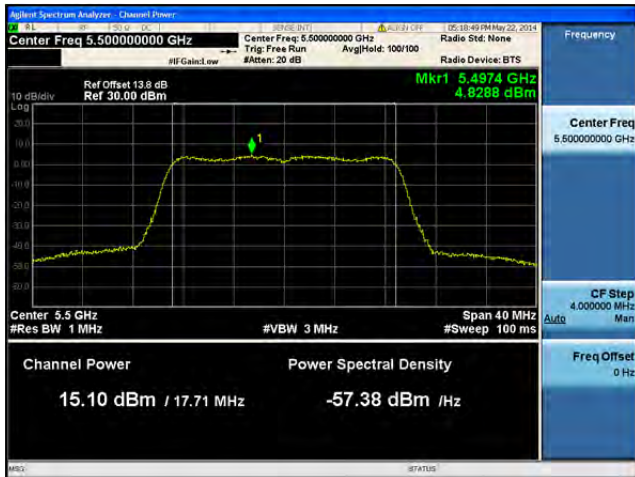
Peak Output Power / PSD, 5500 MHz, HT/VHT20 Beam Forming, M16 to M23, M0.3 to M9.3



Antenna A



Antenna B



Antenna C



Peak Output Power / PSD, 5500 MHz, HT/VHT20 Beam Forming, M0 to M7, M0.1 to M9.1



Antenna A



Antenna B



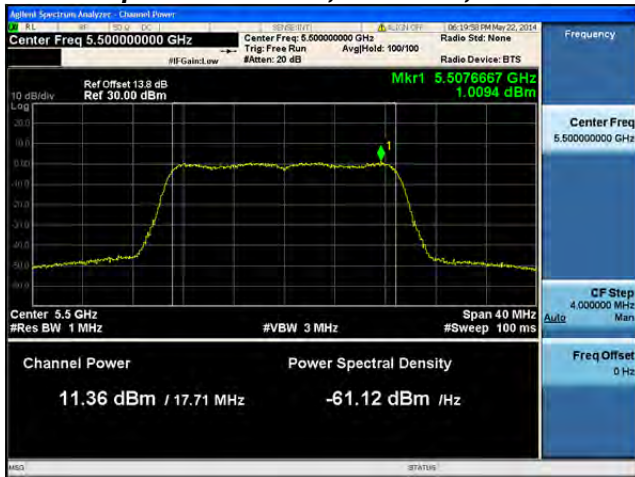
Antenna C



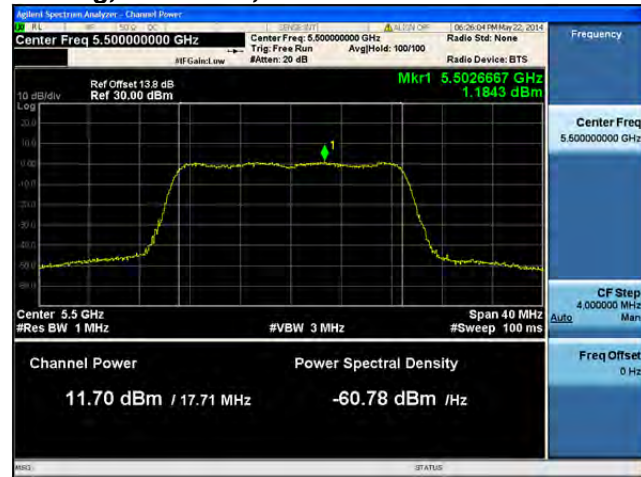
Antenna D



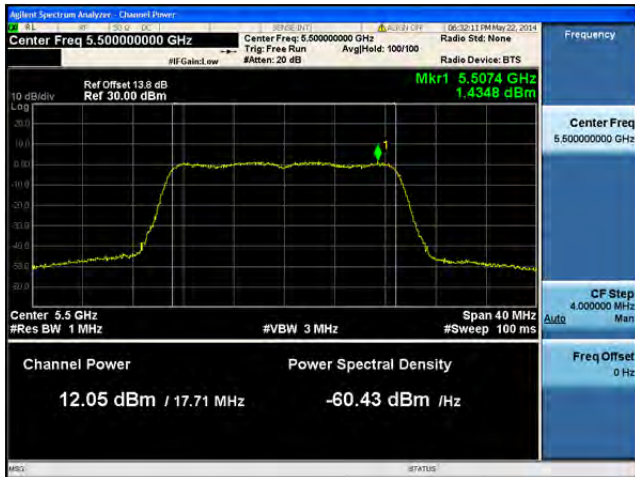
Peak Output Power / PSD, 5500 MHz, HT/VHT20 Beam Forming, M8 to M15, M0.2 to M9.2



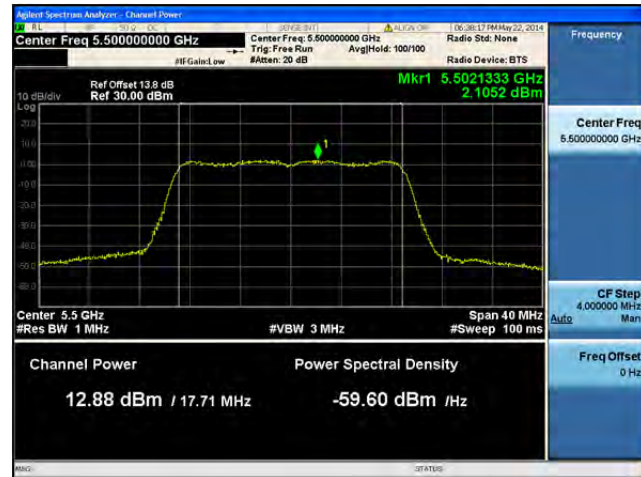
Antenna A



Antenna B



Antenna C



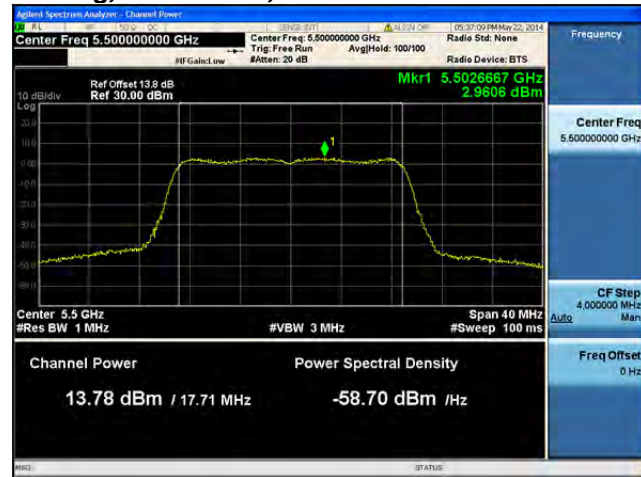
Antenna D



Peak Output Power / PSD, 5500 MHz, HT/VHT20 Beam Forming, M16 to M23, M0.3 to M9.3



Antenna A



Antenna B



Antenna C



Antenna D



Peak Output Power / PSD, 5500 MHz, HT/VHT20 STBC, M0 to M7, M0.1 to M9.1



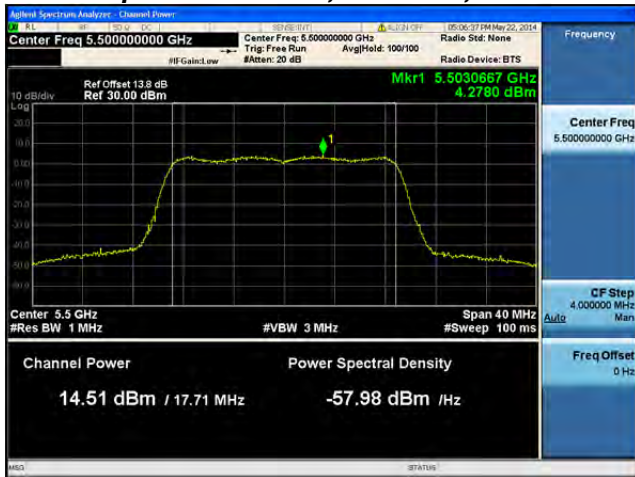
Antenna A



Antenna B



Peak Output Power / PSD, 5500 MHz, HT/VHT20 STBC, M0 to M7, M0.1 to M9.1



Antenna A



Antenna B



Antenna C



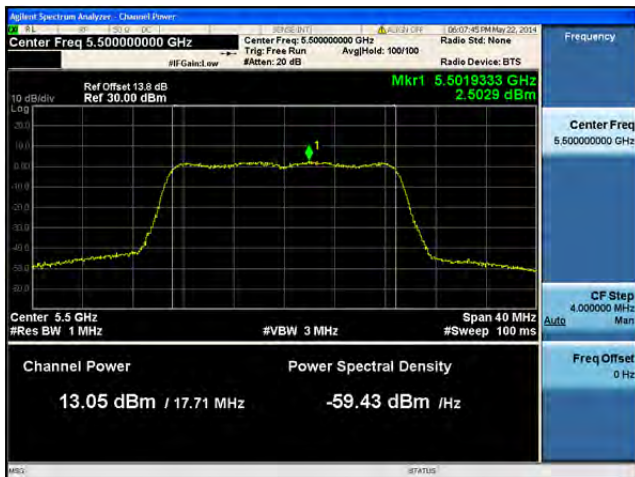
Peak Output Power / PSD, 5500 MHz, HT/VHT20 STBC, M0 to M7, M0.1 to M9.1



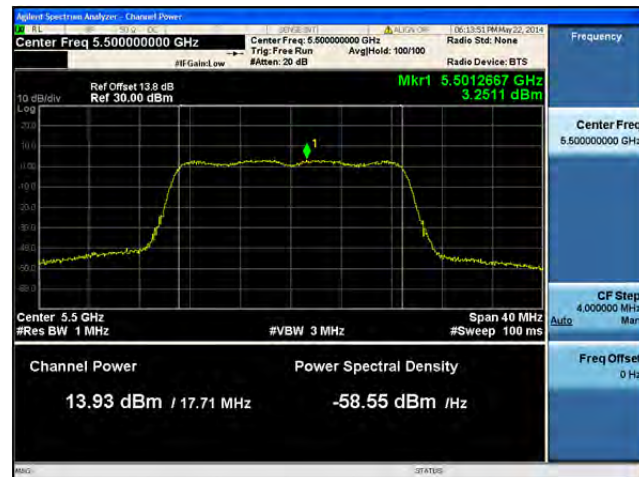
Antenna A



Antenna B



Antenna C



Antenna D



Peak Output Power / PSD, 5510 MHz, Non HT/VHT40, 6 to 54 Mbps



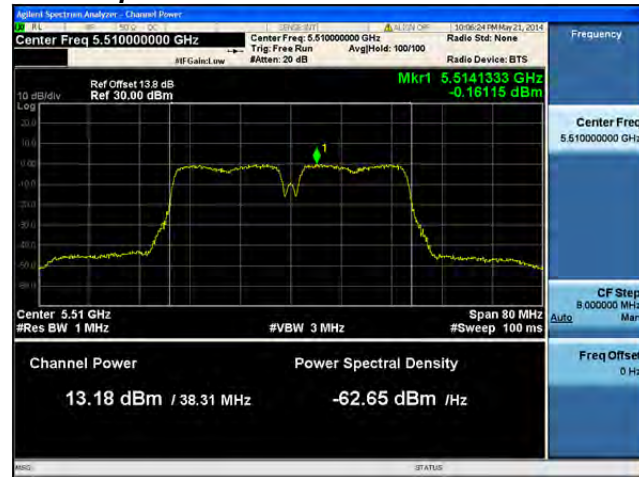
Antenna A



Peak Output Power / PSD, 5510 MHz, Non HT/VHT40, 6 to 54 Mbps



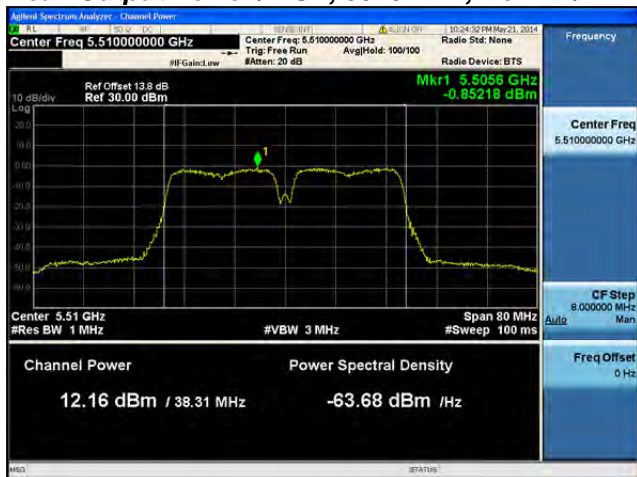
Antenna A



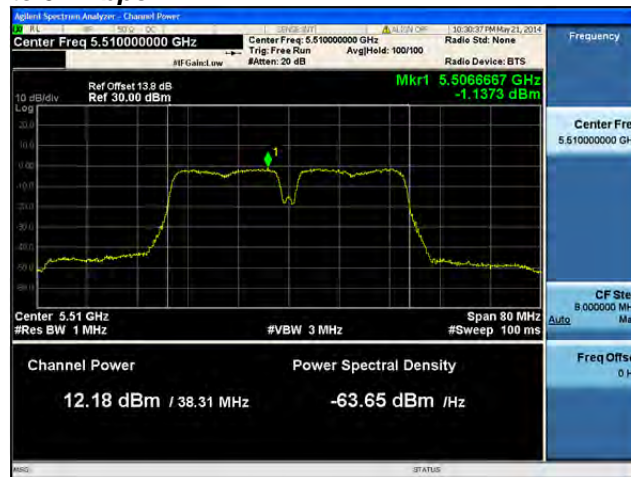
Antenna B



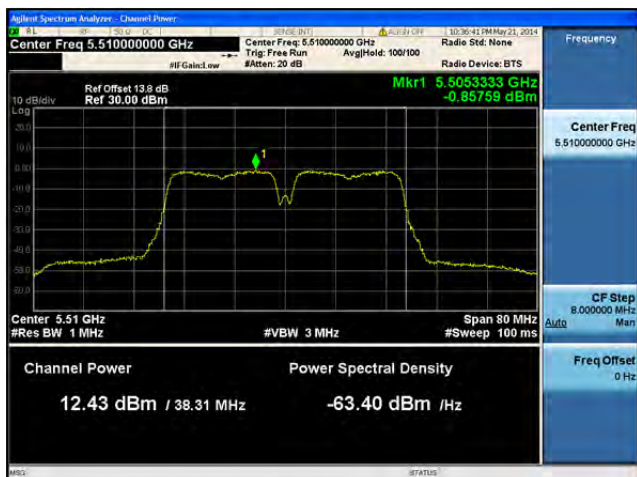
Peak Output Power / PSD, 5510 MHz, Non HT/VHT40, 6 to 54 Mbps



Antenna A



Antenna B



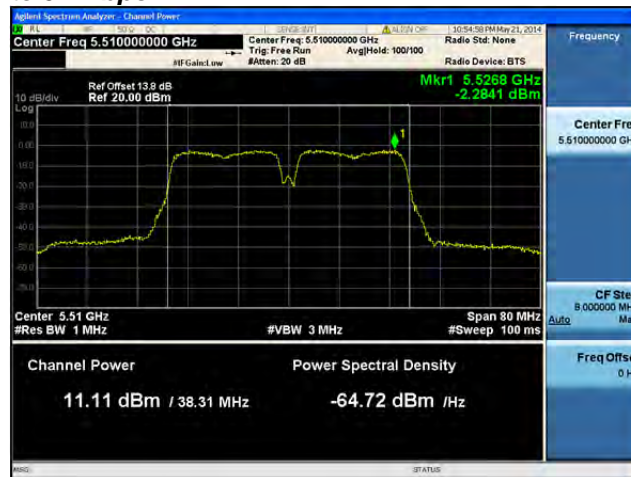
Antenna C



Peak Output Power / PSD, 5510 MHz, Non HT/VHT40, 6 to 54 Mbps



Antenna A



Antenna B



Antenna C



Antenna D



Peak Output Power / PSD, 5510 MHz, HT/VHT40, M0 to M7, M0.1 to M9.1



Antenna A



Peak Output Power / PSD, 5510 MHz, HT/VHT40, M0 to M7, M0.1 to M9.1



Antenna A



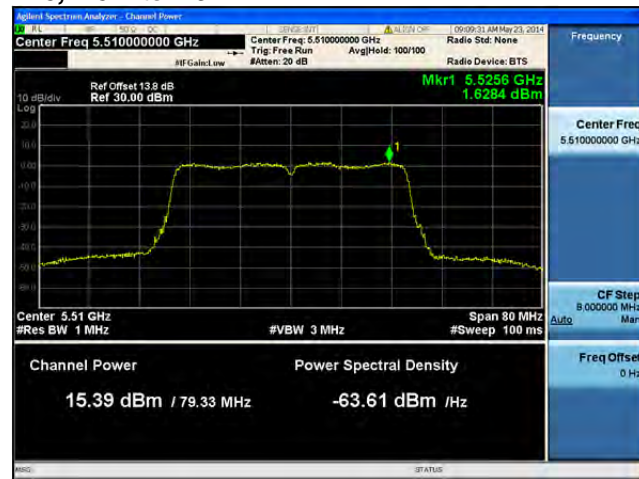
Antenna B



Peak Output Power / PSD, 5510 MHz, HT/VHT40, M8 to M15, M0.2 to M9.2



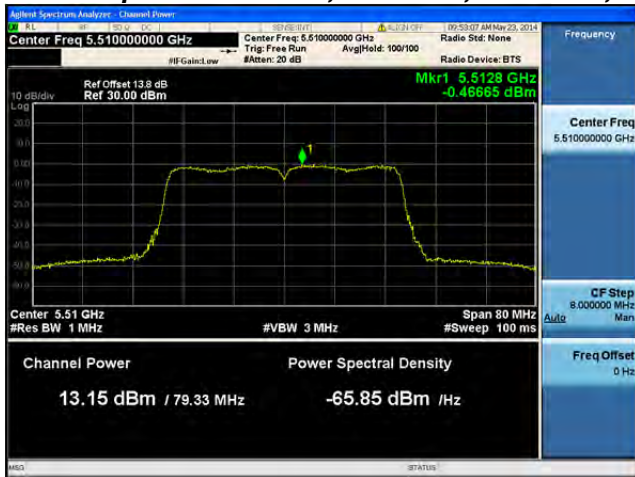
Antenna A



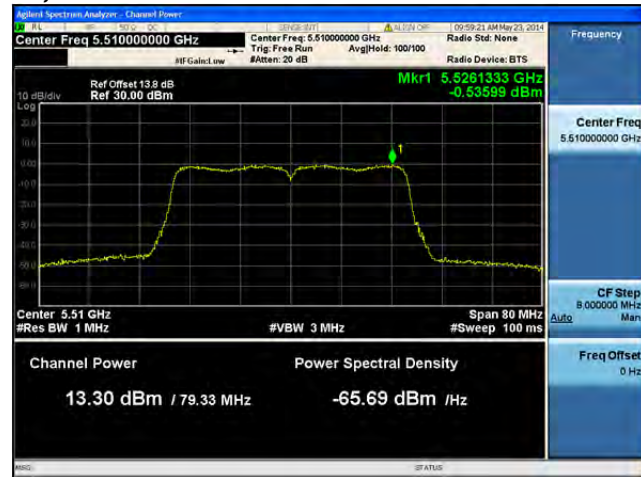
Antenna B



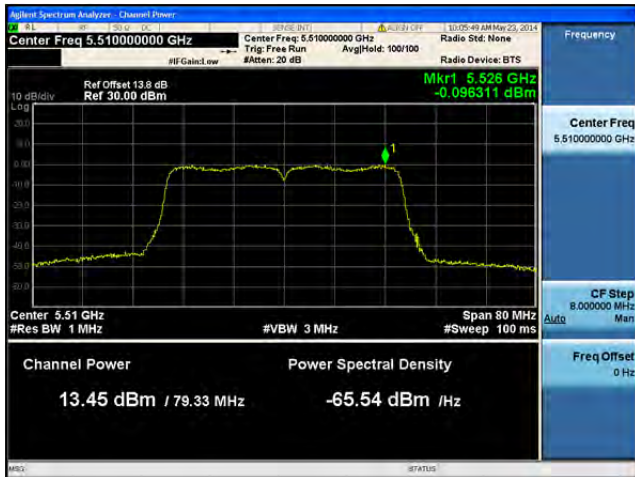
Peak Output Power / PSD, 5510 MHz, HT/VHT40, M0 to M7, M0.1 to M9.1



Antenna A



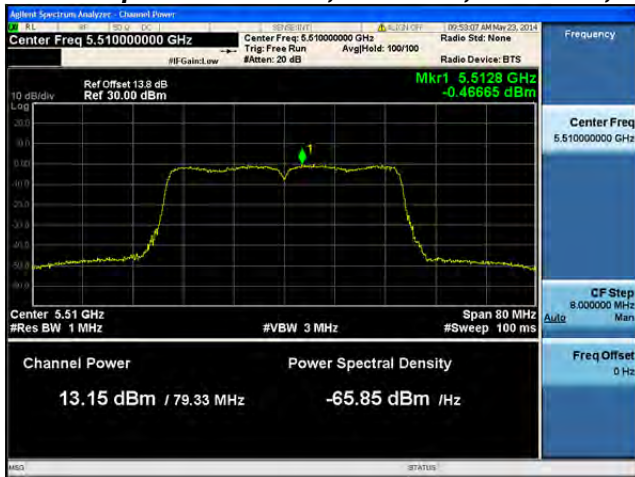
Antenna B



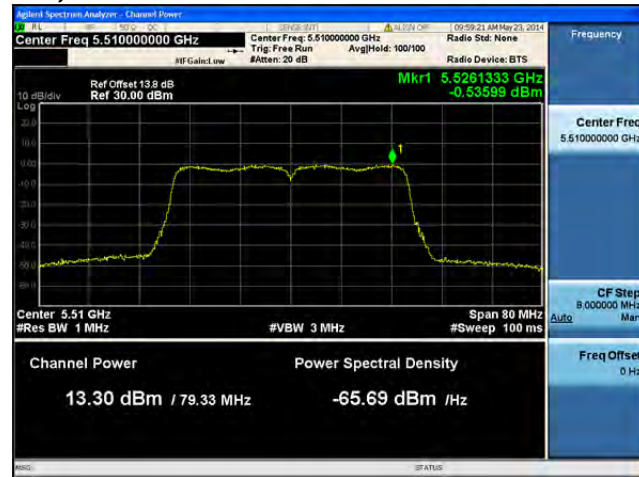
Antenna C



Peak Output Power / PSD, 5510 MHz, HT/VHT40, M8 to M15, M0.2 to M9.2



Antenna A



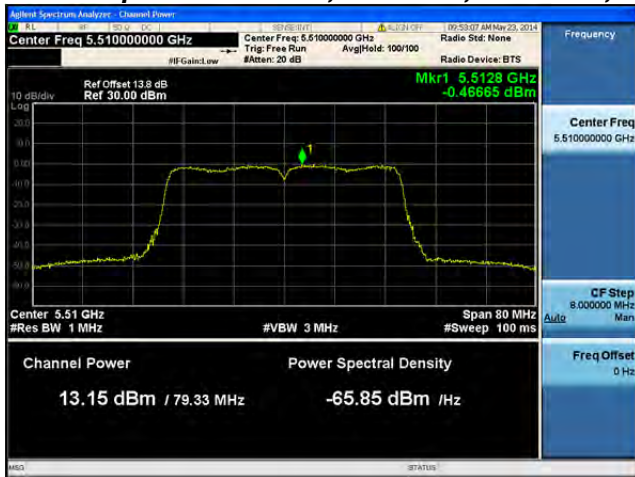
Antenna B



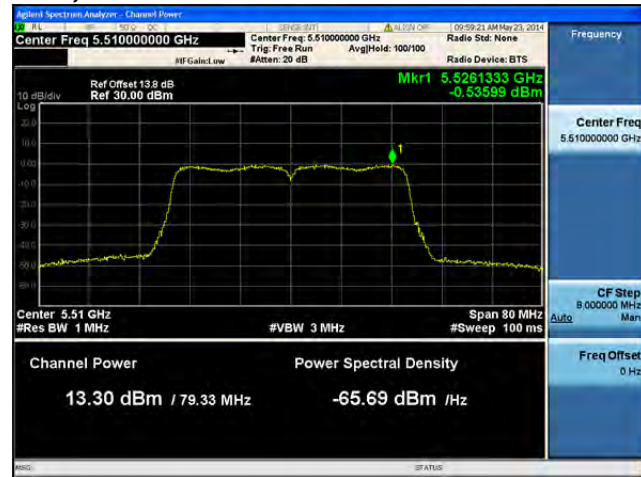
Antenna C



Peak Output Power / PSD, 5510 MHz, HT/VHT40, M16 to M23, M0.3 to M9.3



Antenna A



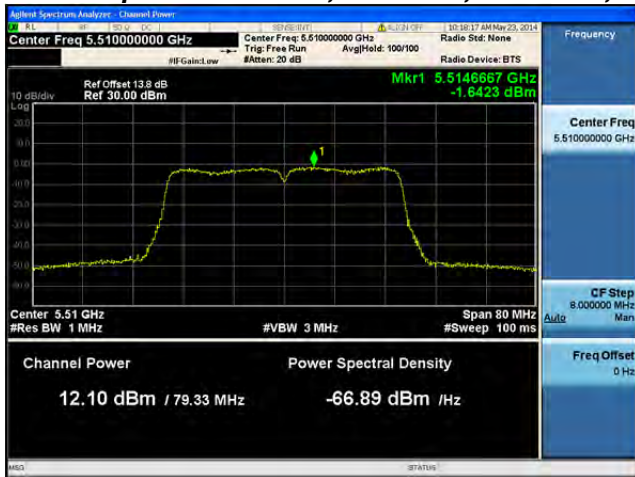
Antenna B



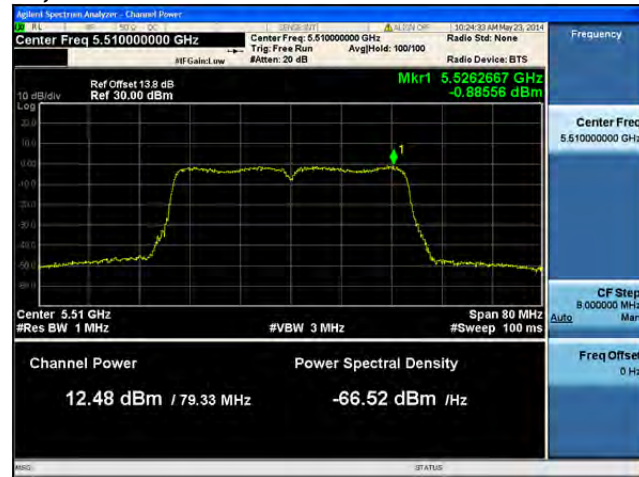
Antenna C



Peak Output Power / PSD, 5510 MHz, HT/VHT40, M0 to M7, M0.1 to M9.1



Antenna A



Antenna B



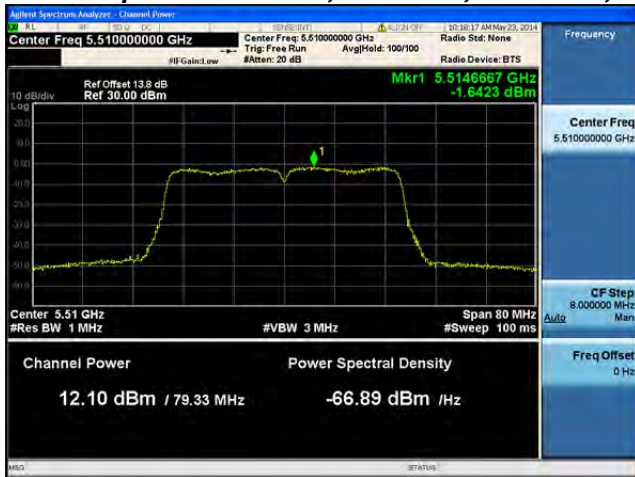
Antenna C



Antenna D



Peak Output Power / PSD, 5510 MHz, HT/VHT40, M8 to M15, M0.2 to M9.2



Antenna A



Antenna B



Antenna C



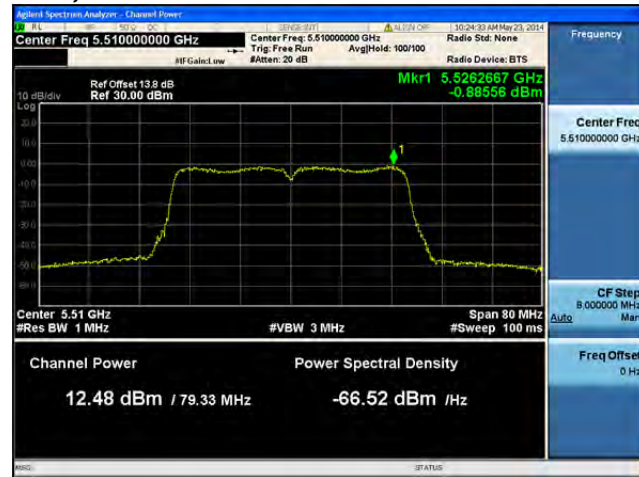
Antenna D



Peak Output Power / PSD, 5510 MHz, HT/VHT40, M16 to M23, M0.3 to M9.3



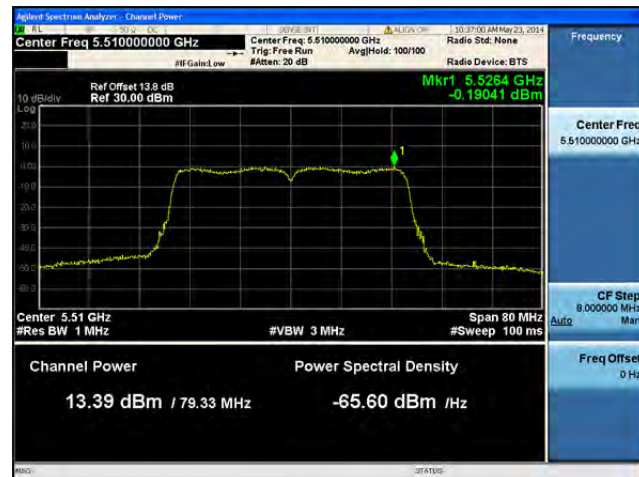
Antenna A



Antenna B



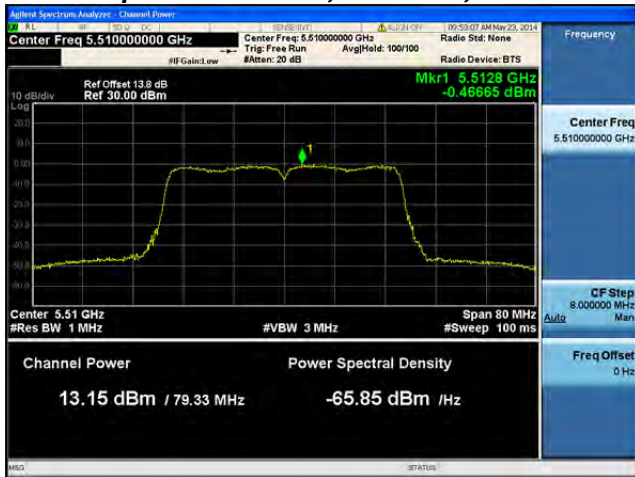
Antenna C



Antenna D



Peak Output Power / PSD, 5510 MHz, HT/VHT40 Beam Forming, M0 to M7, M0.1 to M9.1



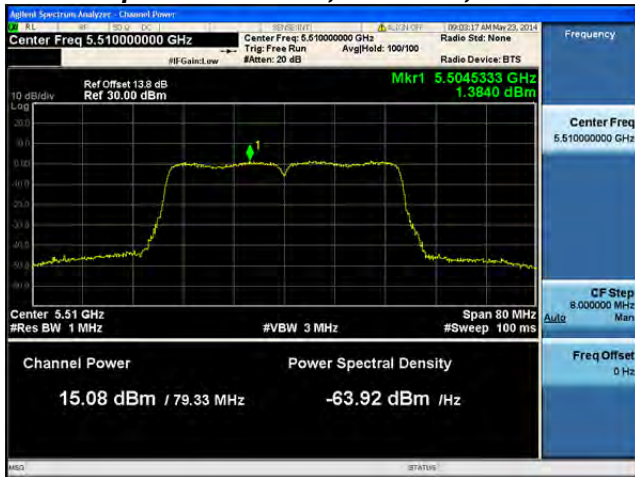
Antenna A



Antenna B



Peak Output Power / PSD, 5510 MHz, HT/VHT40 Beam Forming, M8 to M15, M0.2 to M9.2



Antenna A



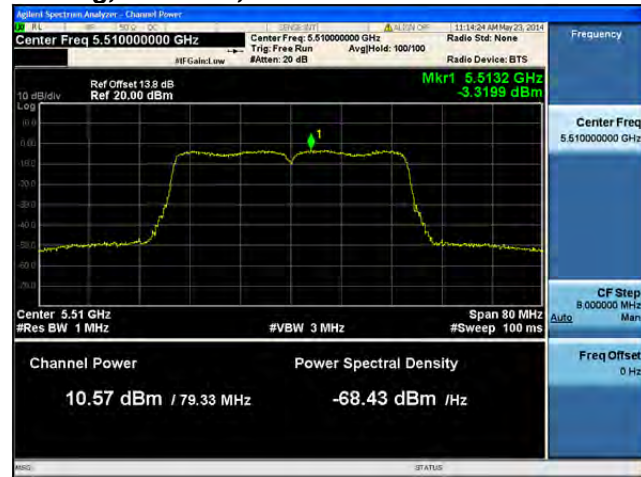
Antenna B



Peak Output Power / PSD, 5510 MHz, HT/VHT40 Beam Forming, M0 to M7, M0.1 to M9.1



Antenna A



Antenna B



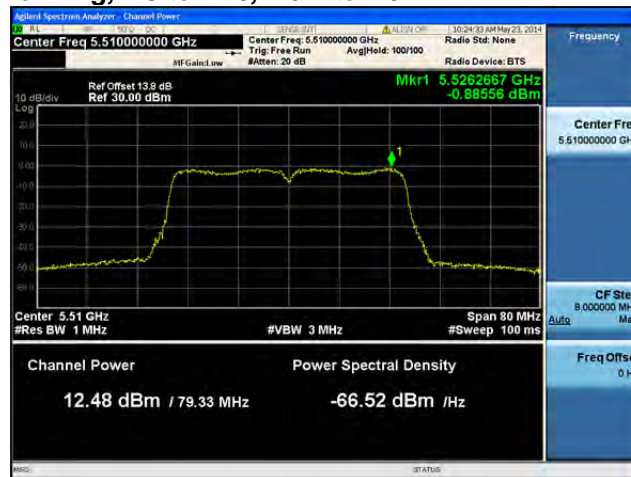
Antenna C



Peak Output Power / PSD, 5510 MHz, HT/VHT40 Beam Forming, M8 to M15, M0.2 to M9.2



Antenna A



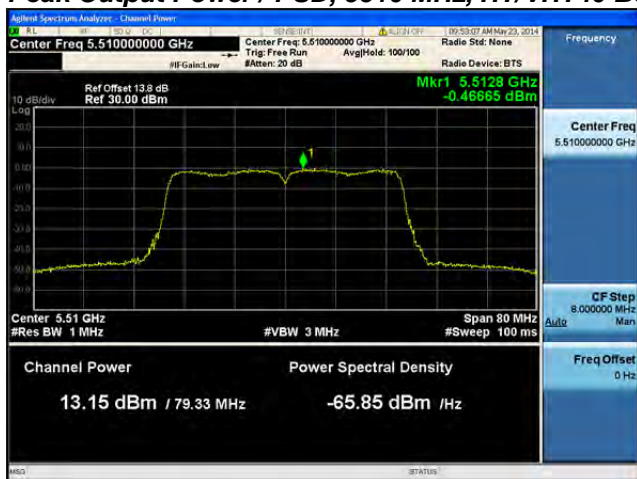
Antenna B



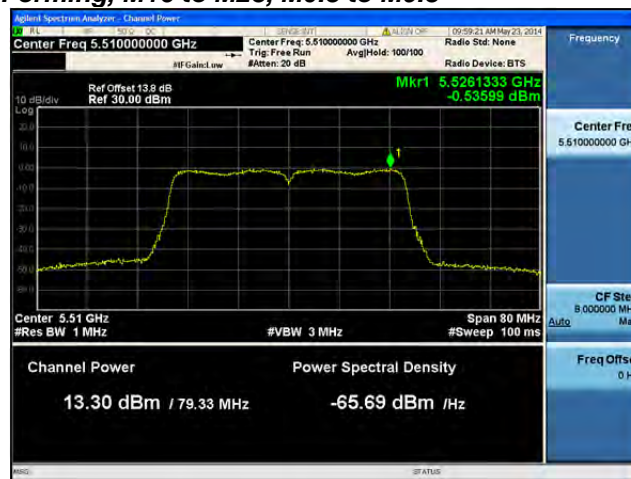
Antenna C



Peak Output Power / PSD, 5510 MHz, HT/VHT40 Beam Forming, M16 to M23, M0.3 to M9.3



Antenna A



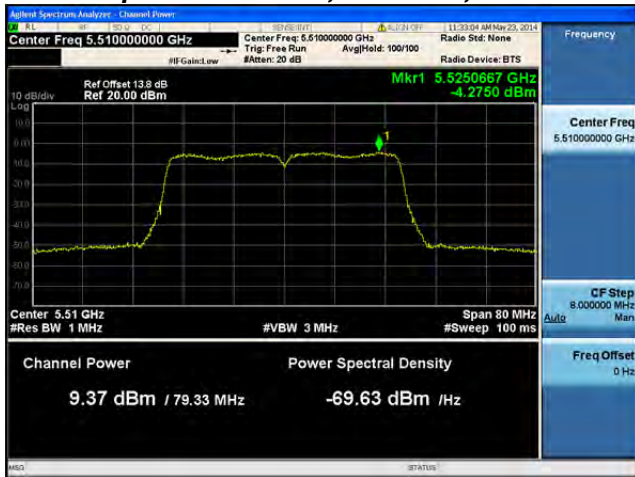
Antenna B



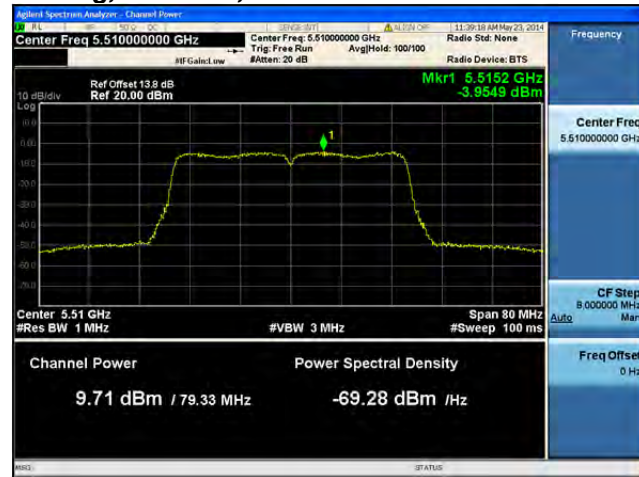
Antenna C



Peak Output Power / PSD, 5510 MHz, HT/VHT40 Beam Forming, M0 to M7, M0.1 to M9.1



Antenna A



Antenna B



Antenna C



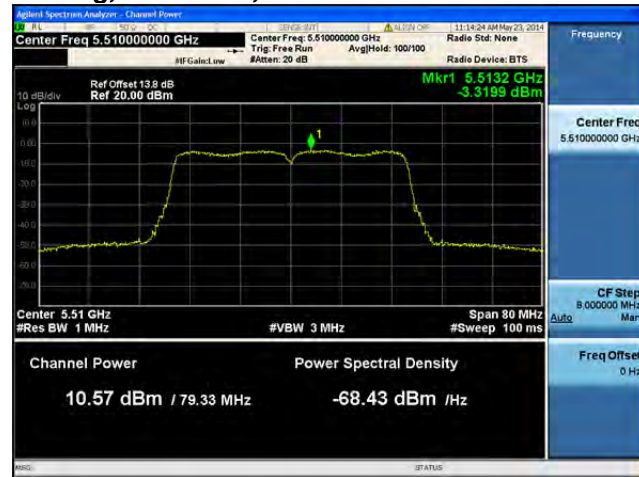
Antenna D



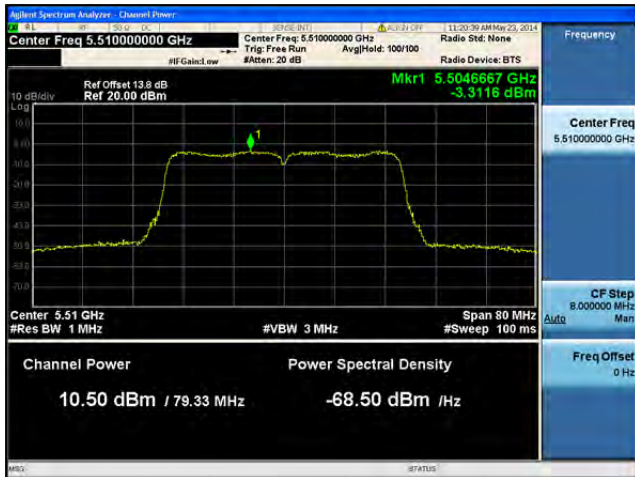
Peak Output Power / PSD, 5510 MHz, HT/VHT40 Beam Forming, M8 to M15, M0.2 to M9.2



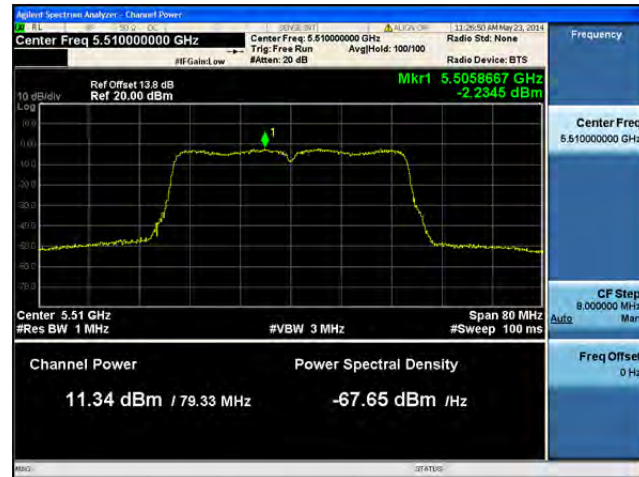
Antenna A



Antenna B



Antenna C



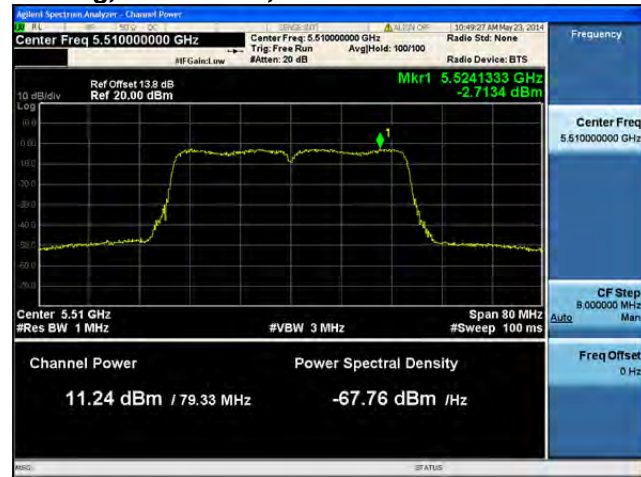
Antenna D



Peak Output Power / PSD, 5510 MHz, HT/VHT40 Beam Forming, M16 to M23, M0.3 to M9.3



Antenna A



Antenna B



Antenna C



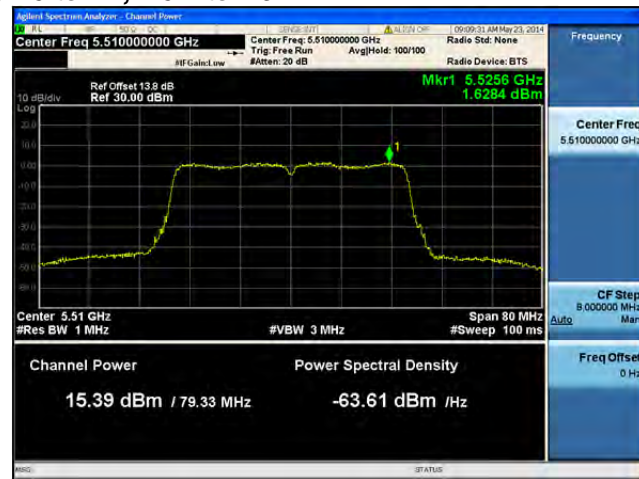
Antenna D



Peak Output Power / PSD, 5510 MHz, HT/VHT40 STBC, M0 to M7, M0.1 to M9.1



Antenna A



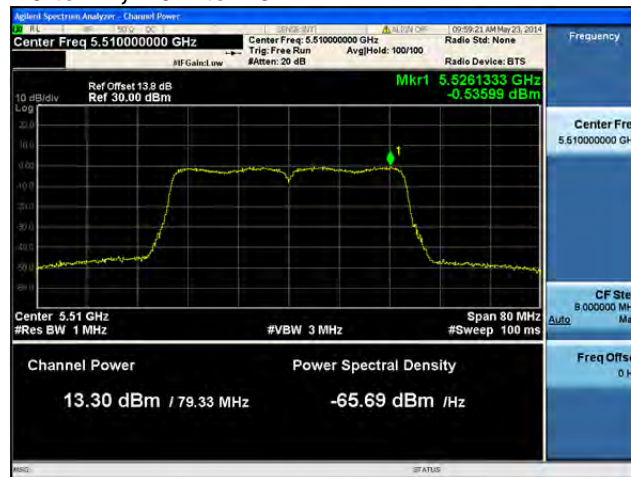
Antenna B



Peak Output Power / PSD, 5510 MHz, HT/VHT40 STBC, M0 to M7, M0.1 to M9.1



Antenna A



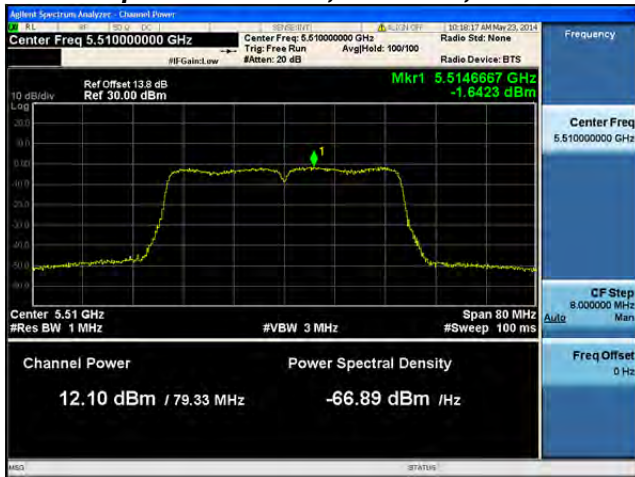
Antenna B



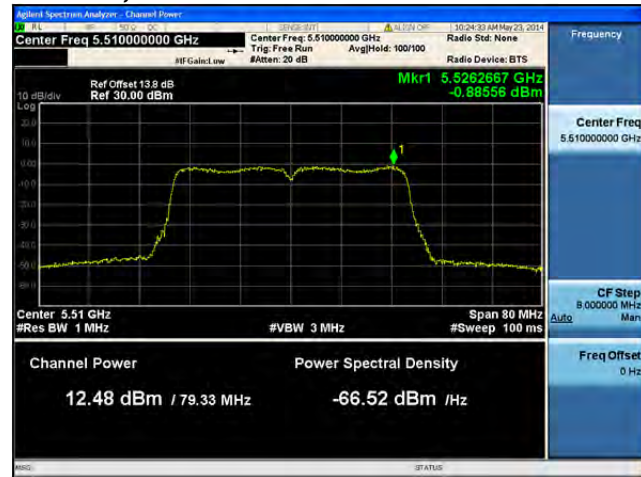
Antenna C



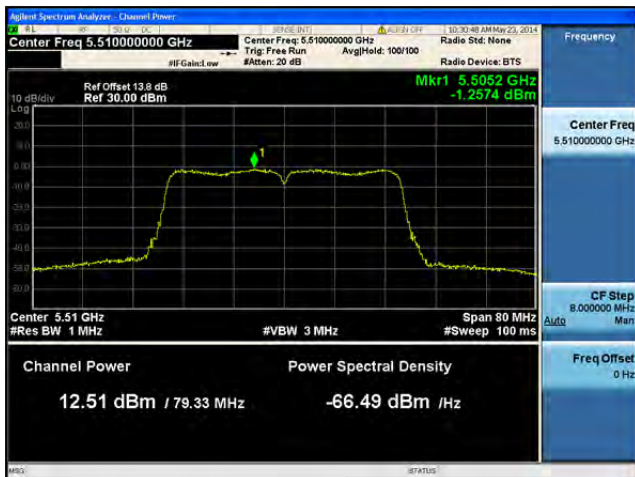
Peak Output Power / PSD, 5510 MHz, HT/VHT40 STBC, M0 to M7, M0.1 to M9.1



Antenna A



Antenna B



Antenna C



Antenna D



Peak Output Power / PSD, 5530 MHz, Non HT/VHT80, 6 to 54 Mbps



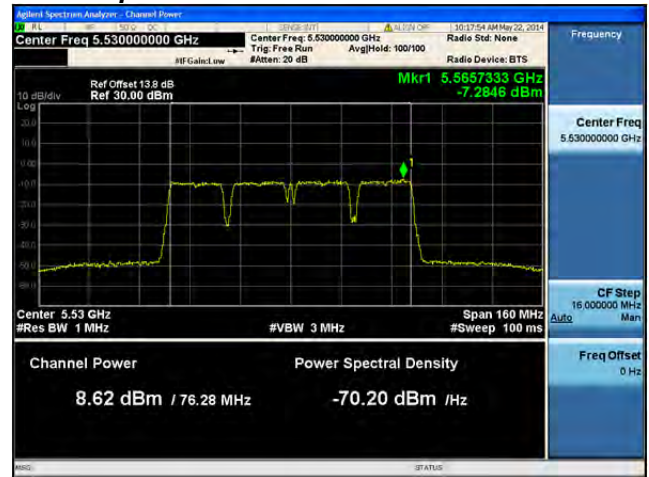
Antenna A



Peak Output Power / PSD, 5530 MHz, Non HT/VHT80, 6 to 54 Mbps



Antenna A



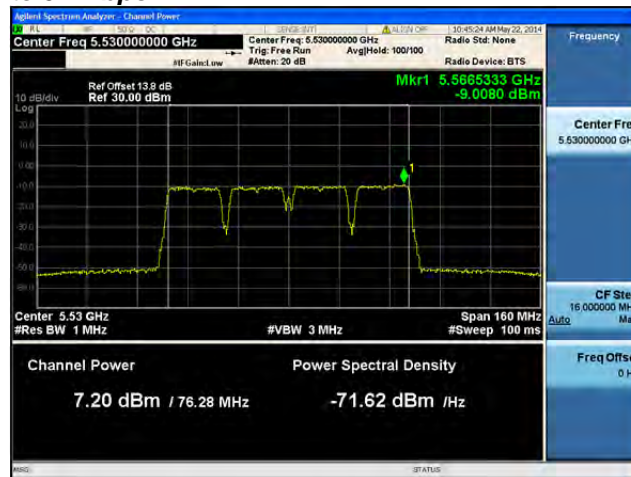
Antenna B



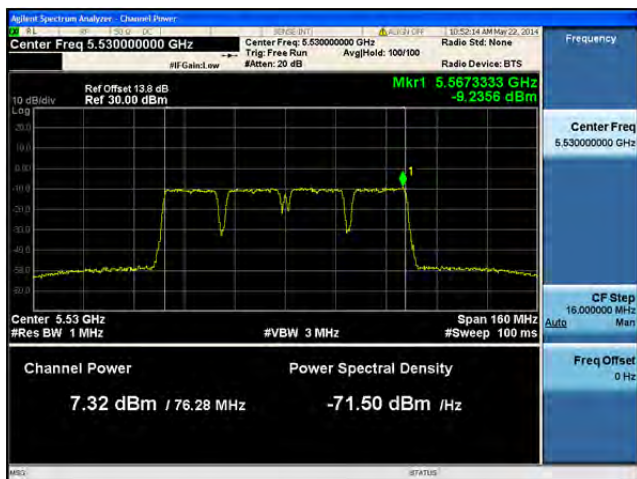
Peak Output Power / PSD, 5530 MHz, Non HT/VHT80, 6 to 54 Mbps



Antenna A



Antenna B



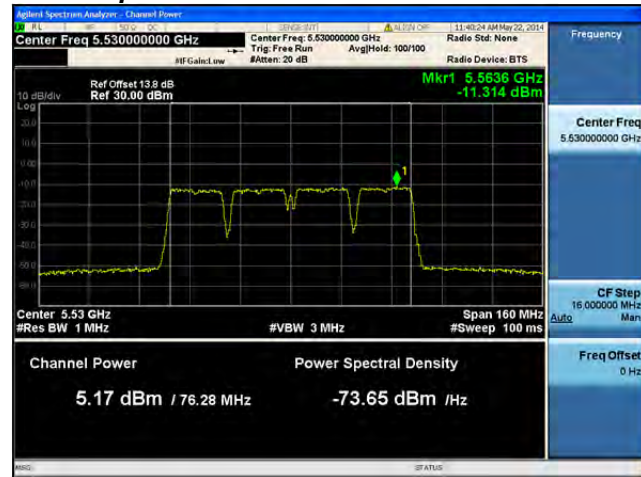
Antenna C



Peak Output Power / PSD, 5530 MHz, Non HT/VHT80, 6 to 54 Mbps



Antenna A



Antenna B



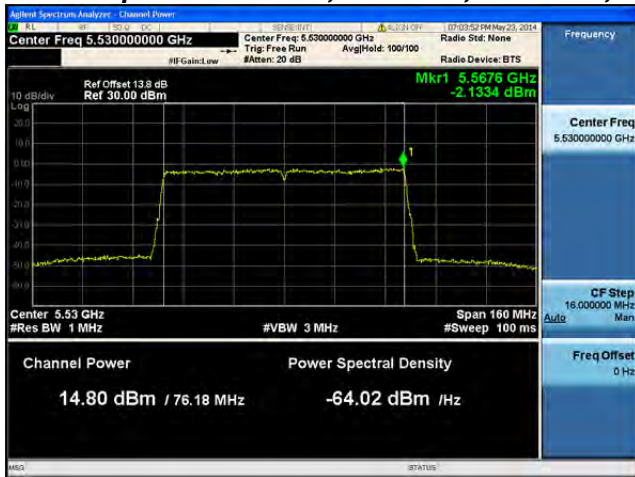
Antenna C



Antenna D



Peak Output Power / PSD, 5530 MHz, HT/VHT80, M0 to M7, M0.1 to M9.1



Antenna A



Peak Output Power / PSD, 5530 MHz, HT/VHT80, M0 to M7, M0.1 to M9.1



Antenna A



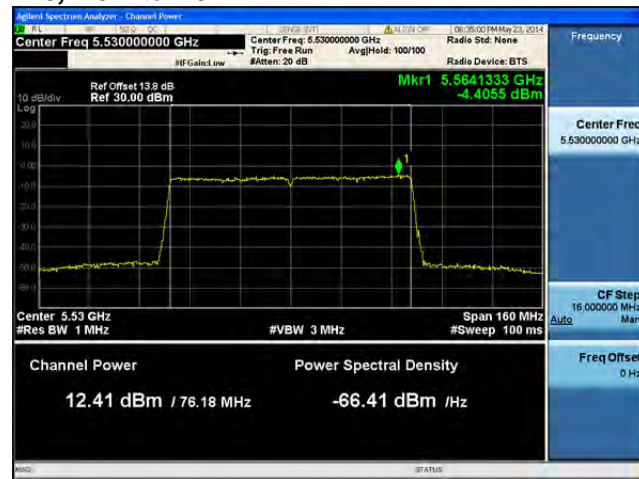
Antenna B



Peak Output Power / PSD, 5530 MHz, HT/VHT80, M8 to M15, M0.2 to M9.2



Antenna A



Antenna B



Peak Output Power / PSD, 5530 MHz, HT/VHT80, M0 to M7, M0.1 to M9.1



Antenna A



Antenna B



Antenna C



Peak Output Power / PSD, 5530 MHz, HT/VHT80, M8 to M15, M0.2 to M9.2



Antenna A



Antenna B



Antenna C



Peak Output Power / PSD, 5530 MHz, HT/VHT80, M16 to M23, M0.3 to M9.3



Antenna A



Antenna B



Antenna C



Peak Output Power / PSD, 5530 MHz, HT/VHT80, M0 to M7, M0.1 to M9.1



Antenna A



Antenna B



Antenna C



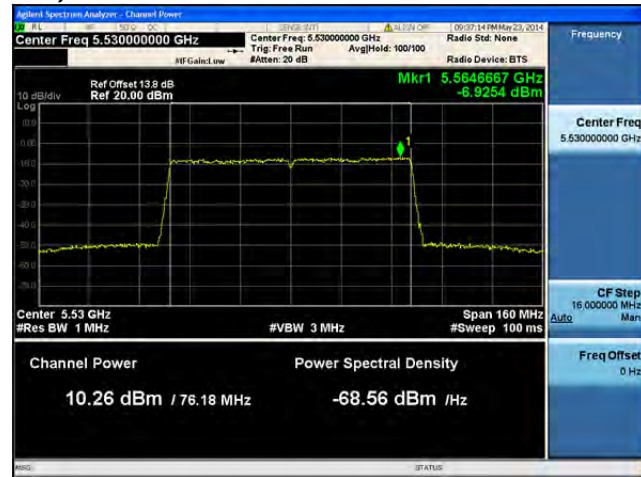
Antenna D



Peak Output Power / PSD, 5530 MHz, HT/VHT80, M8 to M15, M0.2 to M9.2



Antenna A



Antenna B



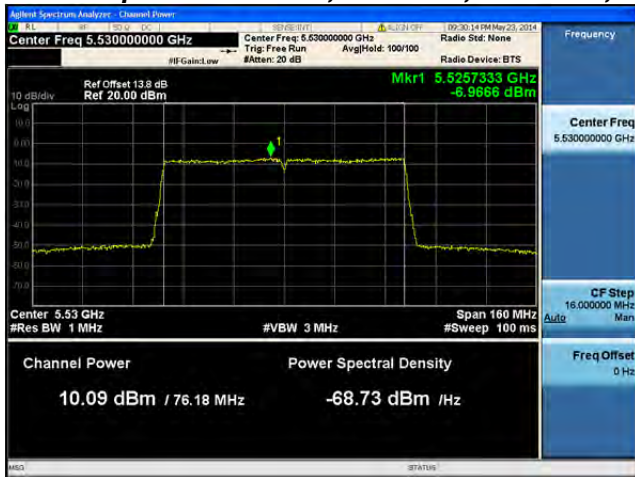
Antenna C



Antenna D



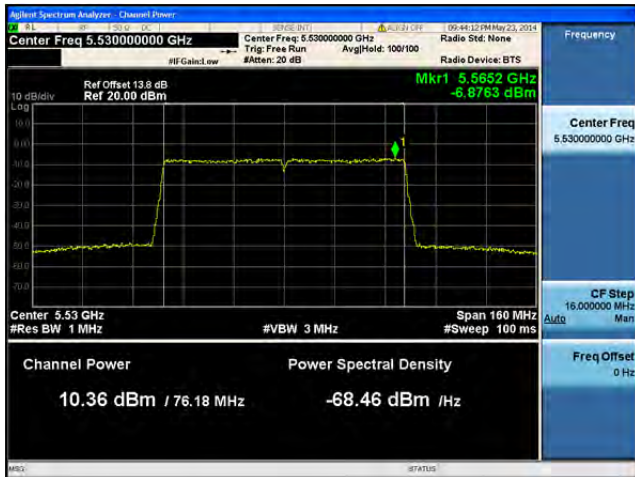
Peak Output Power / PSD, 5530 MHz, HT/VHT80, M16 to M23, M0.3 to M9.3



Antenna A



Antenna B



Antenna C



Antenna D



Peak Output Power / PSD, 5530 MHz, HT/VHT80 Beam Forming, M0 to M7, M0.1 to M9.1



Antenna A



Antenna B



Peak Output Power / PSD, 5530 MHz, HT/VHT80 Beam Forming, M8 to M15, M0.2 to M9.2



Antenna A



Antenna B



Peak Output Power / PSD, 5530 MHz, HT/VHT80 Beam Forming, M0 to M7, M0.1 to M9.1



Antenna A



Antenna B



Antenna C