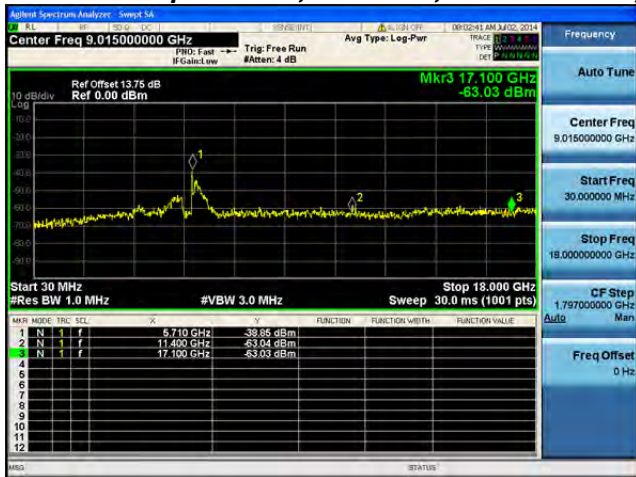
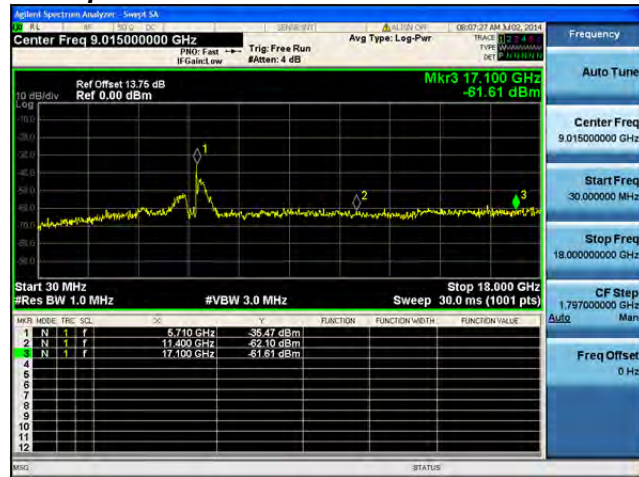




Conducted Spurs Peak, 5710 MHz, Non HT/VHT40, 6 to 54 Mbps



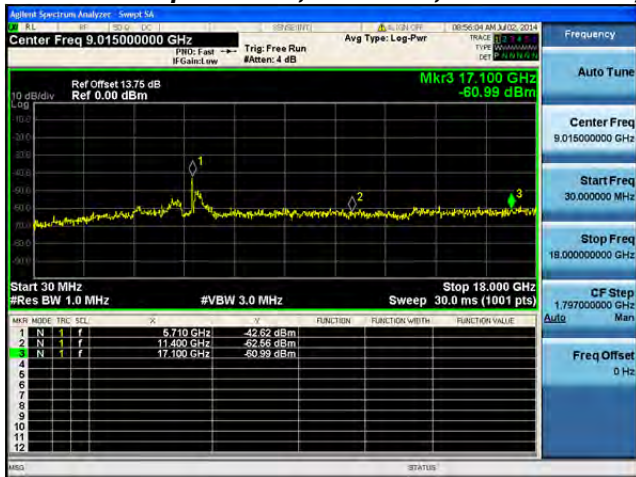
Antenna A



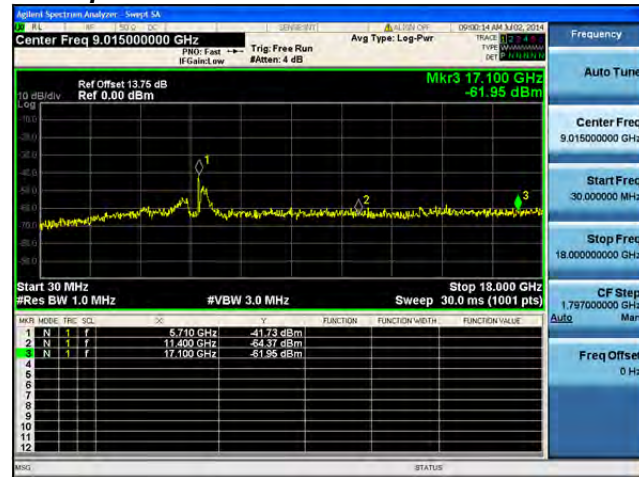
Antenna B



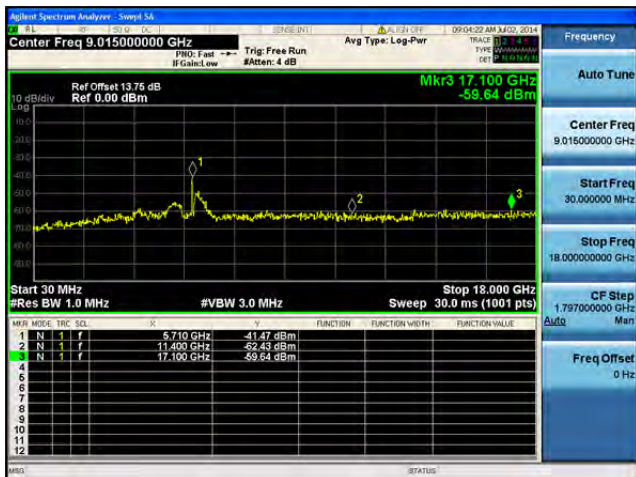
Conducted Spurs Peak, 5710 MHz, Non HT/VHT40, 6 to 54 Mbps



Antenna A



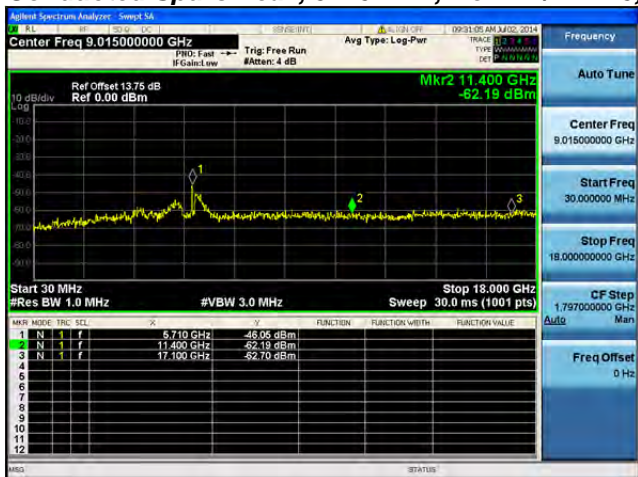
Antenna B



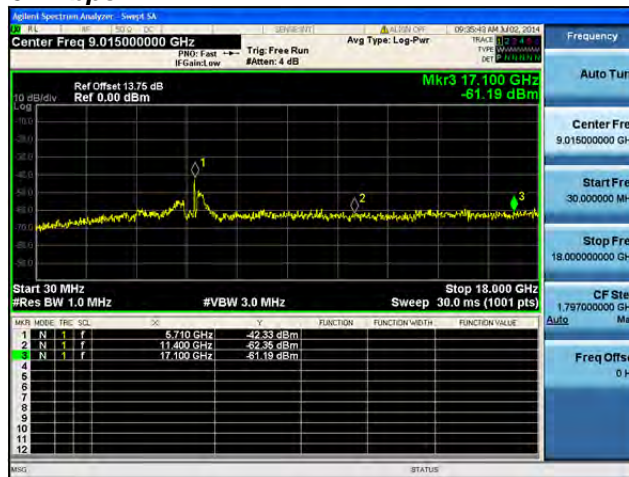
Antenna C



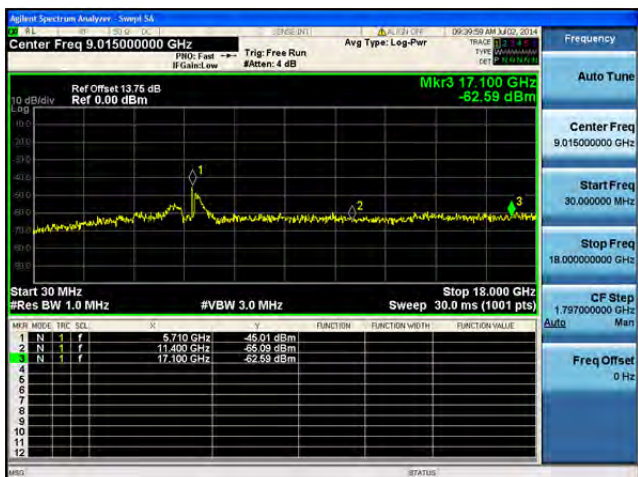
Conducted Spurs Peak, 5710 MHz, Non HT/VHT40, 6 to 54 Mbps



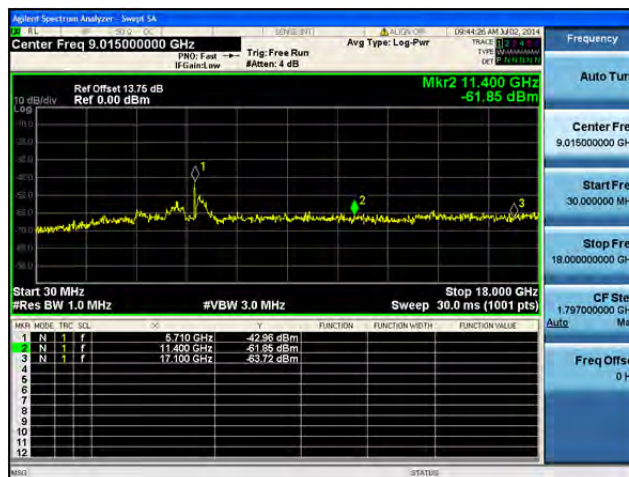
Antenna A



Antenna B



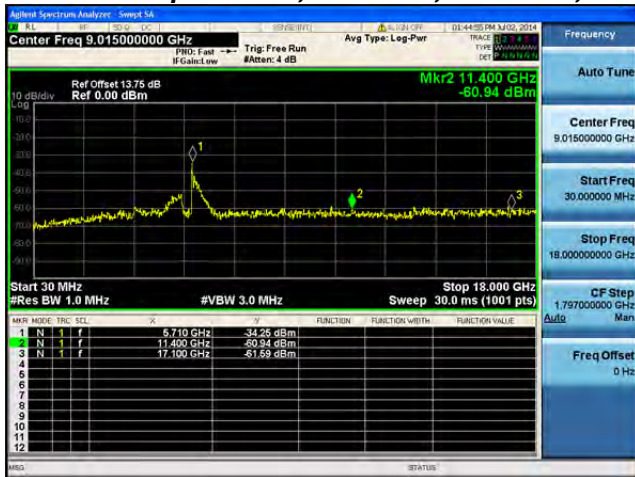
Antenna C



Antenna D



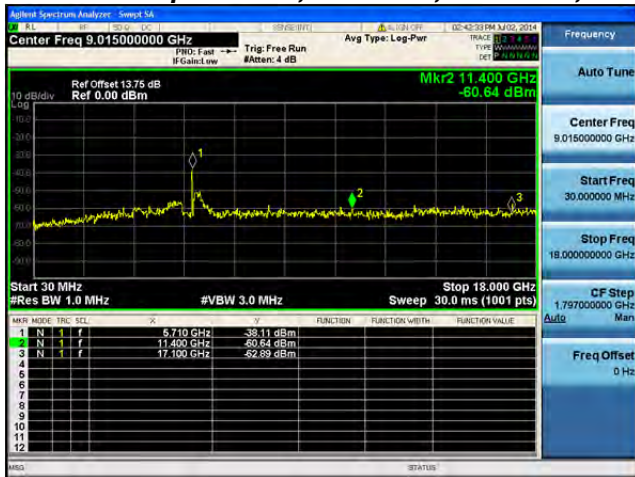
Conducted Spurs Peak, 5710 MHz, HT/VHT40, M0 to M7, M0.1 to M9.1



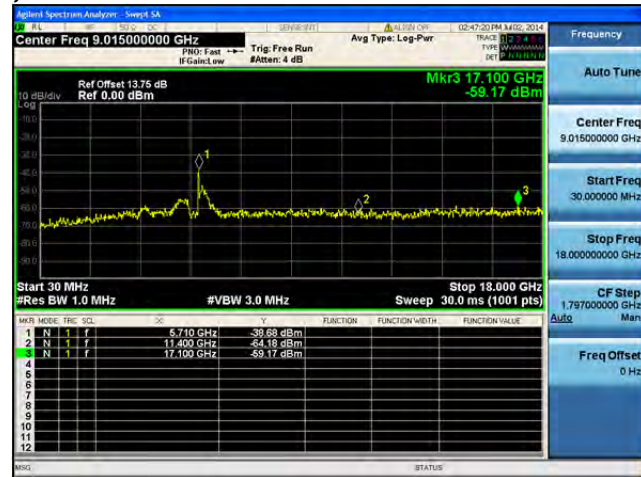
Antenna A



Conducted Spurs Peak, 5710 MHz, HT/VHT40, M0 to M7, M0.1 to M9.1



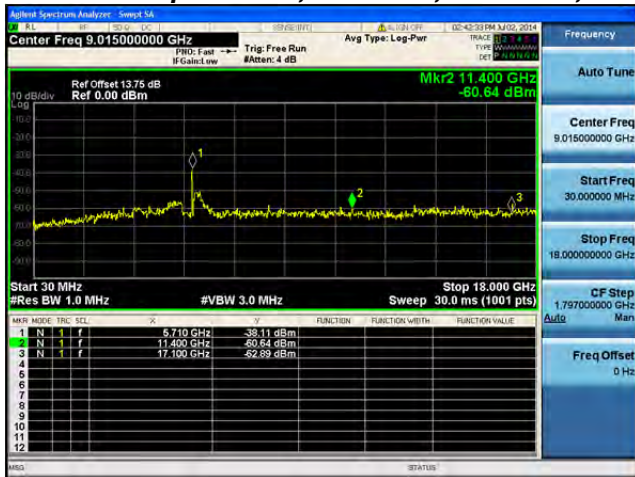
Antenna A



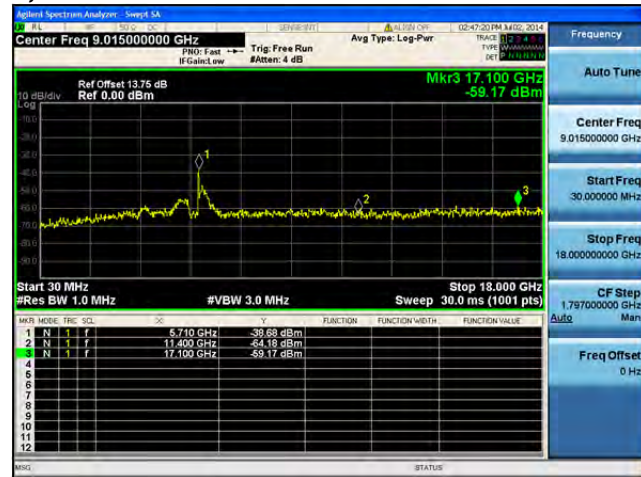
Antenna B



Conducted Spurs Peak, 5710 MHz, HT/VHT40, M8 to M15, M0.2 to M9.2



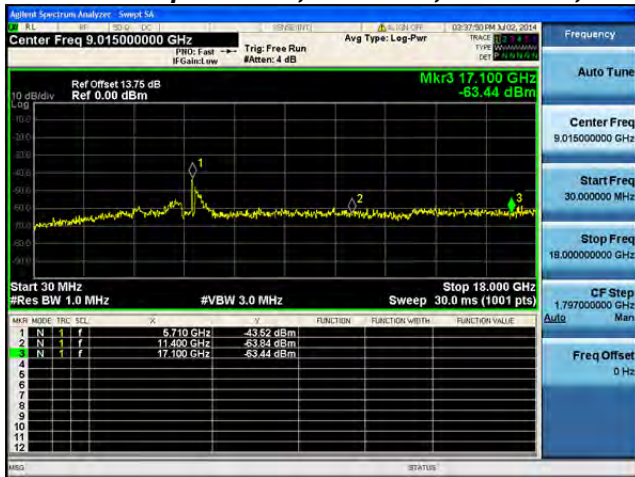
Antenna A



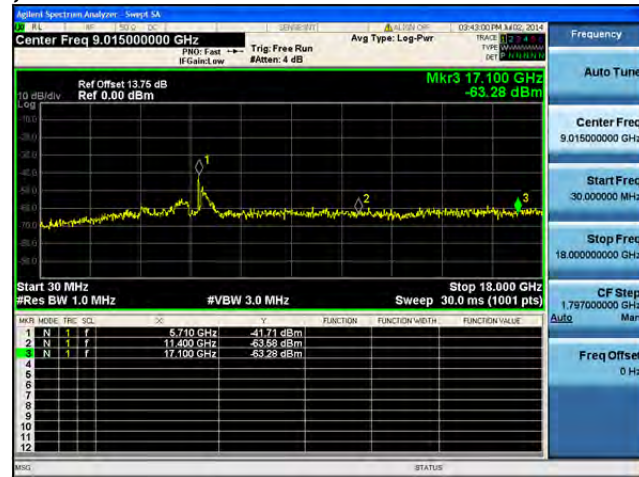
Antenna B



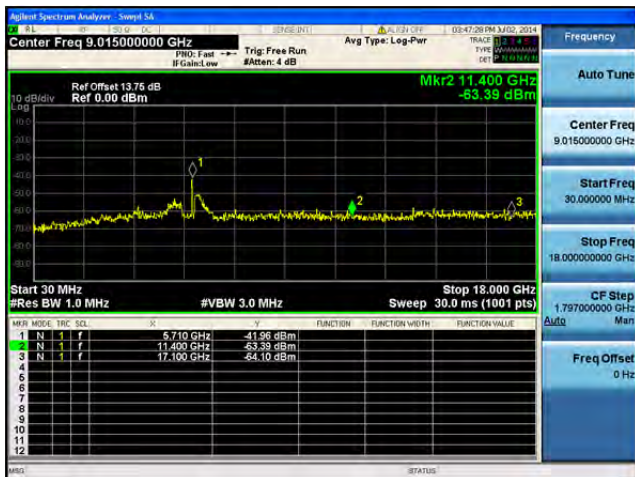
Conducted Spurs Peak, 5710 MHz, HT/VHT40, M0 to M7, M0.1 to M9.1



Antenna A



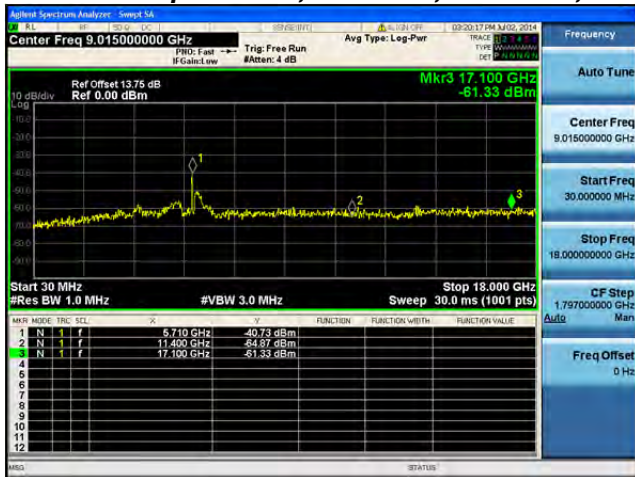
Antenna B



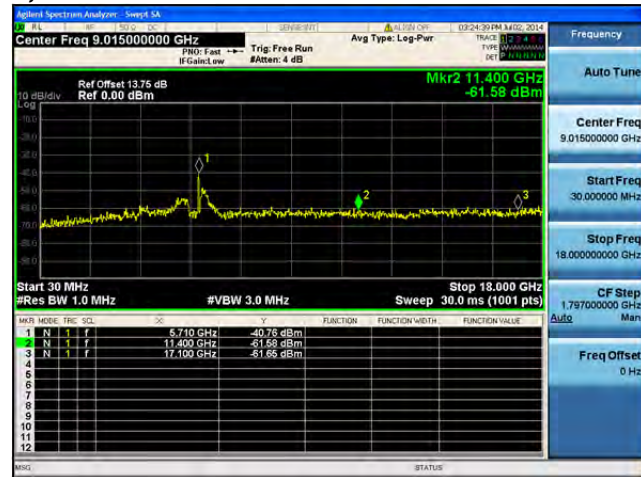
Antenna C



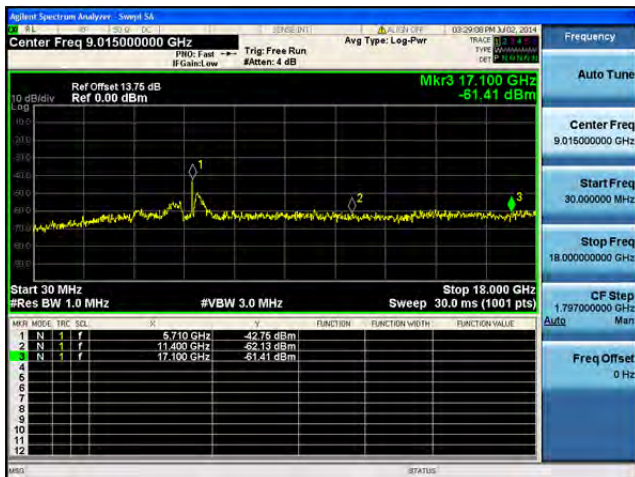
Conducted Spurs Peak, 5710 MHz, HT/VHT40, M8 to M15, M0.2 to M9.2



Antenna A



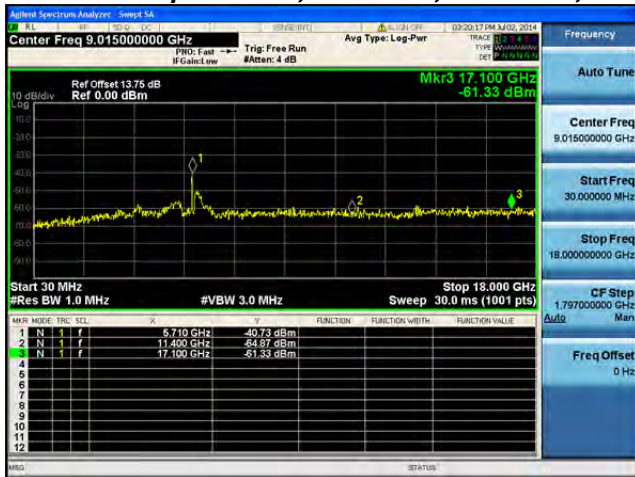
Antenna B



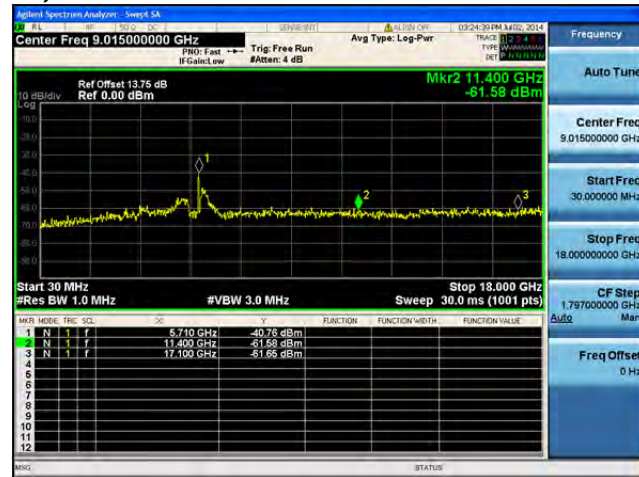
Antenna C



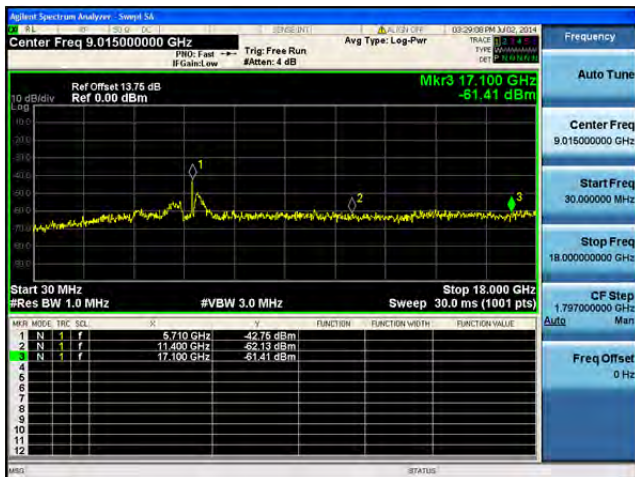
Conducted Spurs Peak, 5710 MHz, HT/VHT40, M16 to M23, MO.3 to M9.3



Antenna A



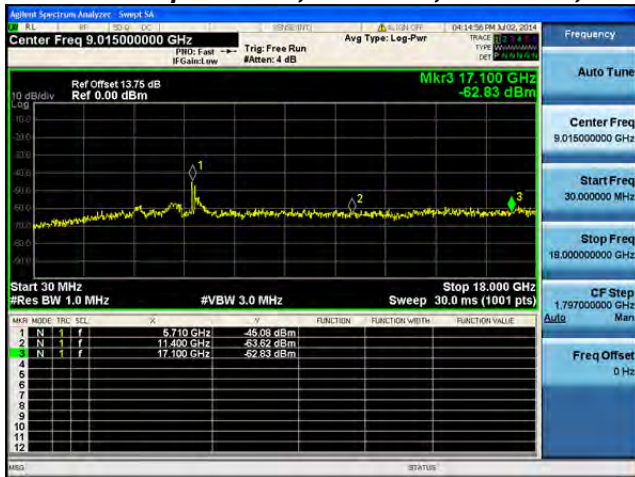
Antenna B



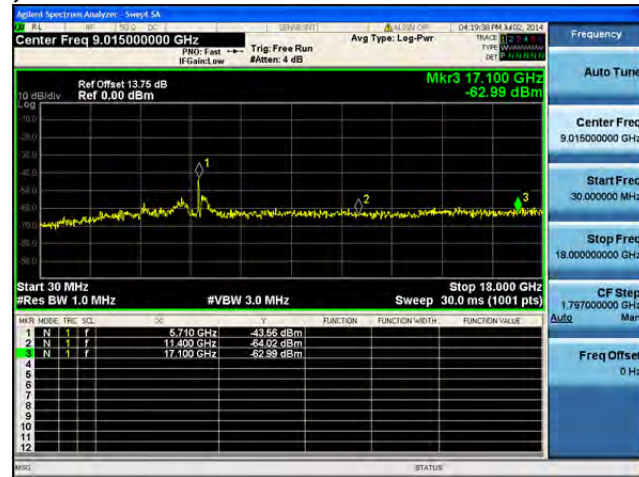
Antenna C



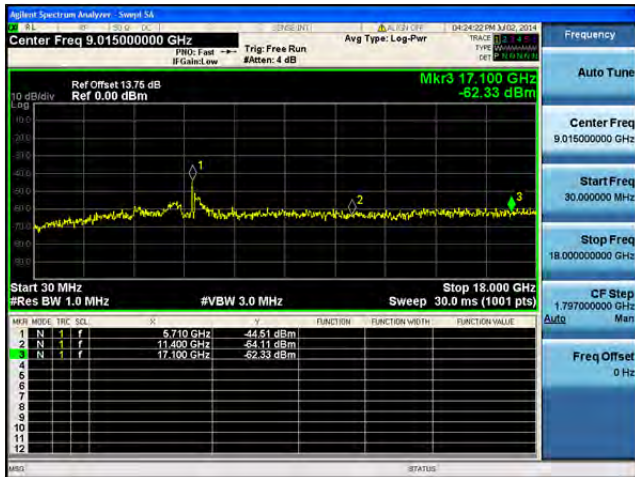
Conducted Spurs Peak, 5710 MHz, HT/VHT40, M0 to M7, M0.1 to M9.1



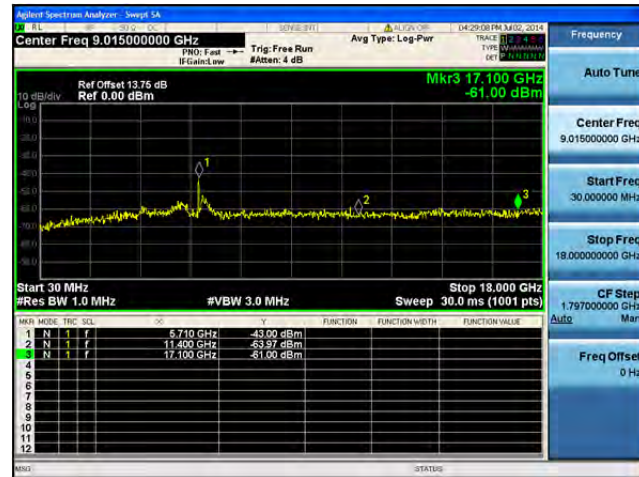
Antenna A



Antenna B



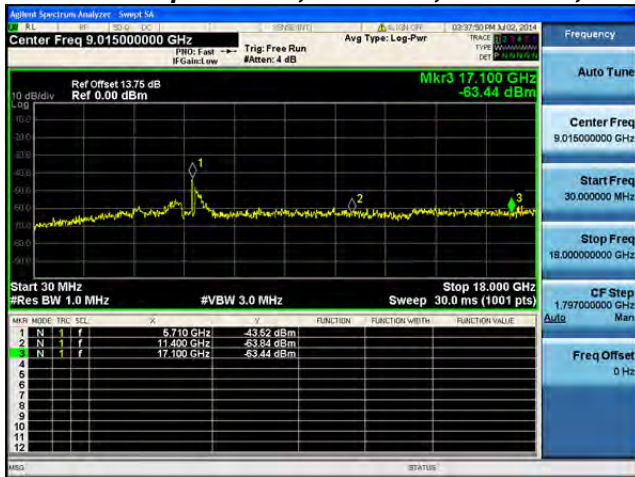
Antenna C



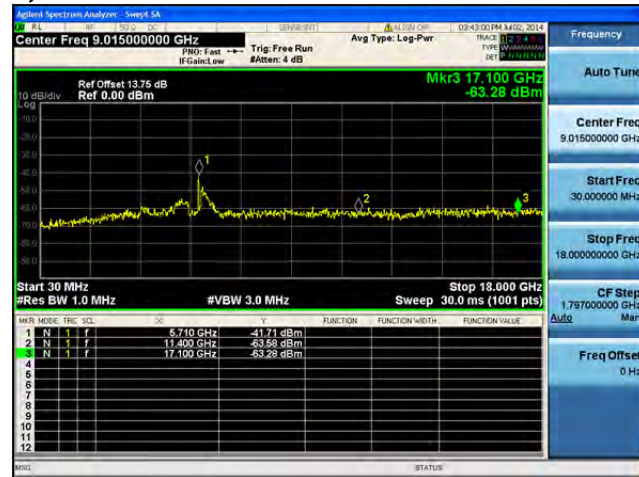
Antenna D



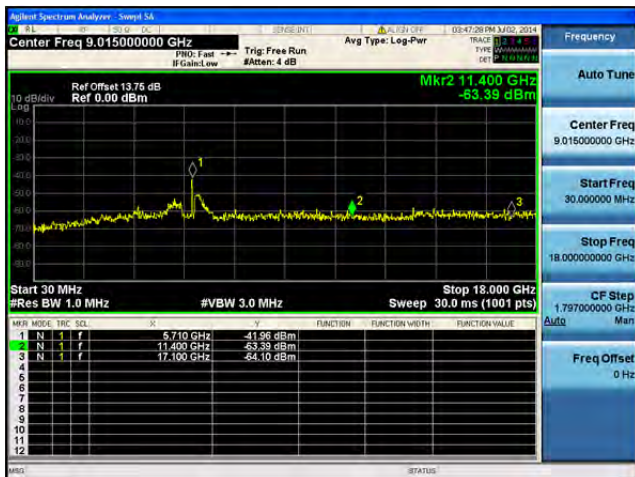
Conducted Spurs Peak, 5710 MHz, HT/VHT40, M8 to M15, M0.2 to M9.2



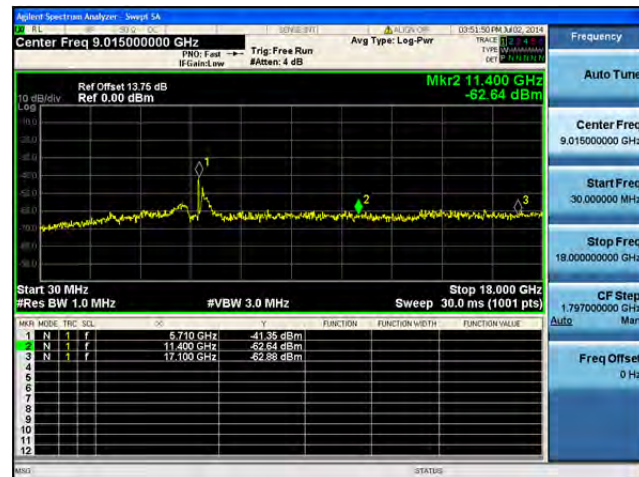
Antenna A



Antenna B



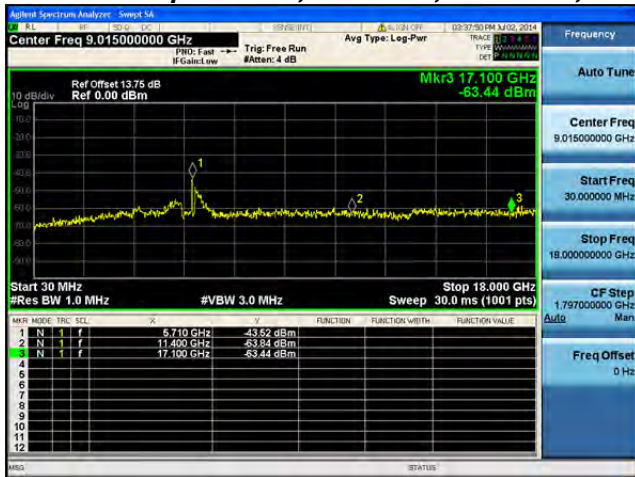
Antenna C



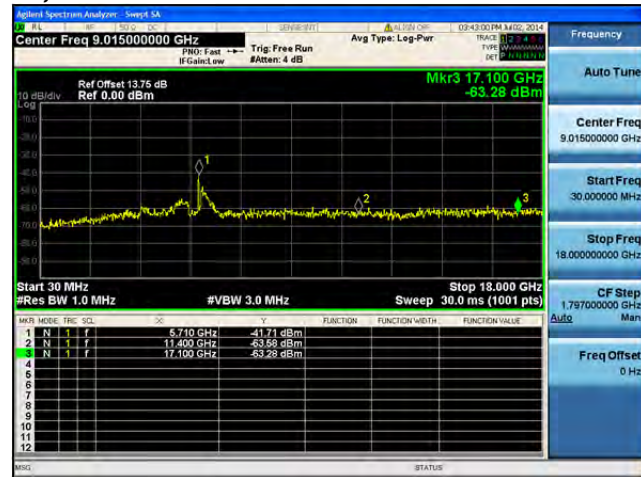
Antenna D



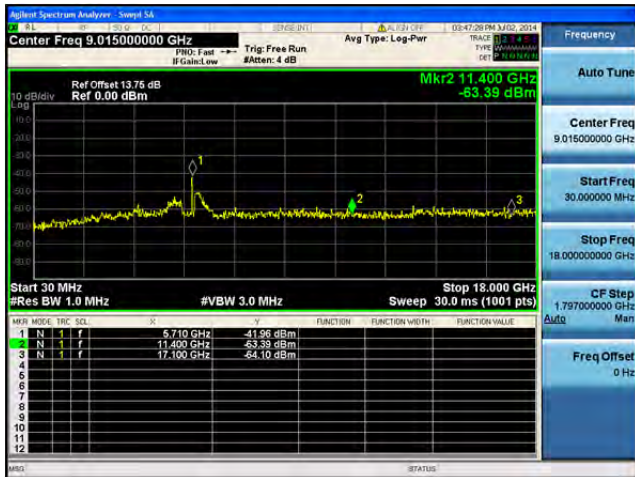
Conducted Spurs Peak, 5710 MHz, HT/VHT40, M16 to M23, MO.3 to M9.3



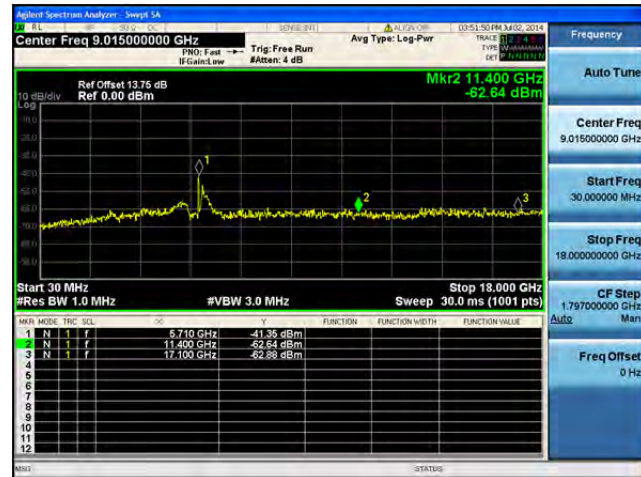
Antenna A



Antenna B



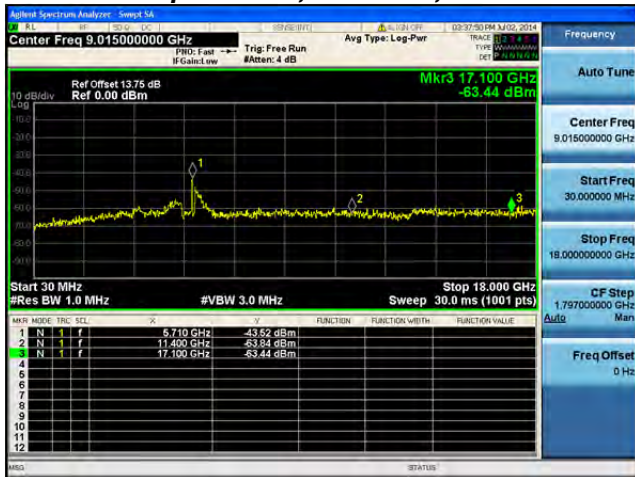
Antenna C



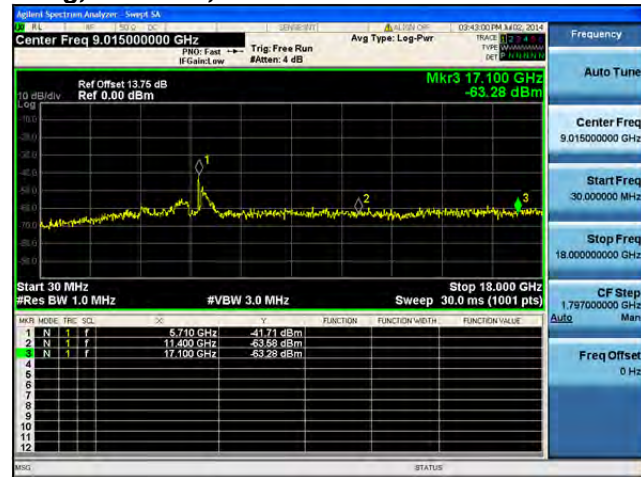
Antenna D



Conducted Spurs Peak, 5710 MHz, HT/VHT40 Beam Forming, M0 to M7, M0.1 to M9.1



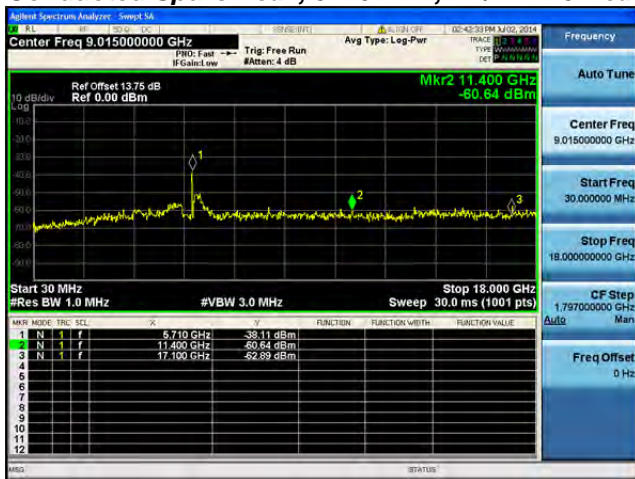
Antenna A



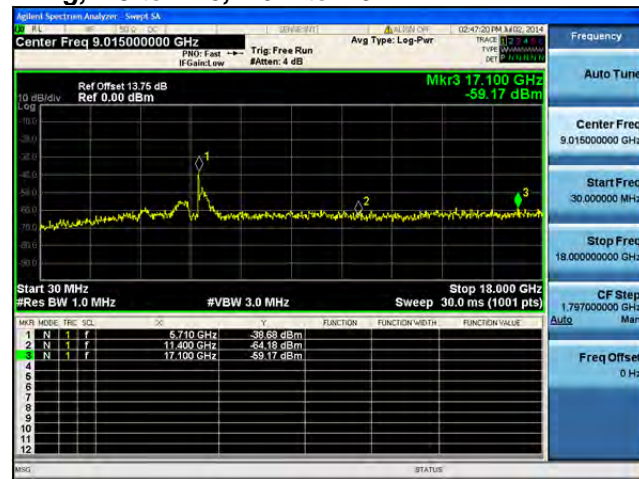
Antenna B



Conducted Spurs Peak, 5710 MHz, HT/VHT40 Beam Forming, M8 to M15, M0.2 to M9.2



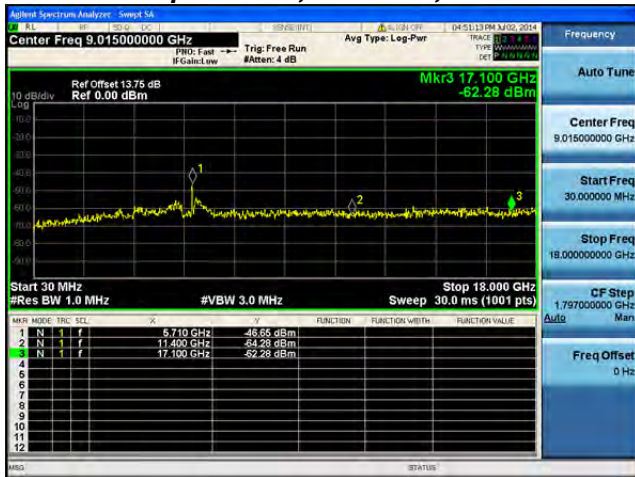
Antenna A



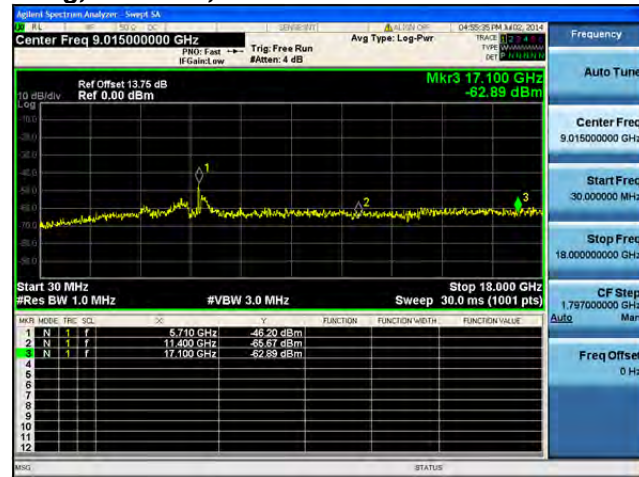
Antenna B



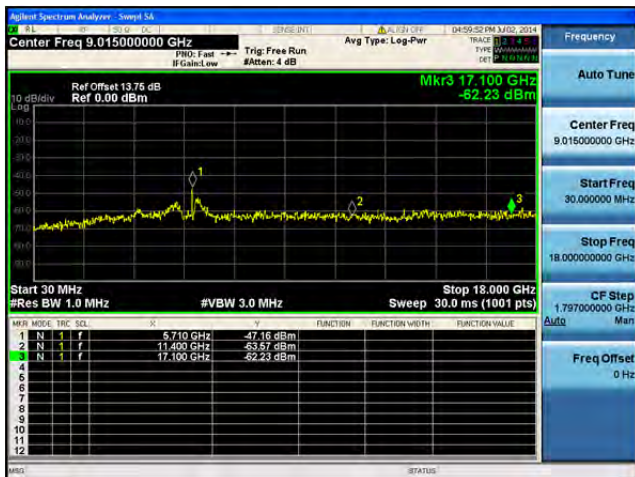
Conducted Spurs Peak, 5710 MHz, HT/VHT40 Beam Forming, M0 to M7, M0.1 to M9.1



Antenna A



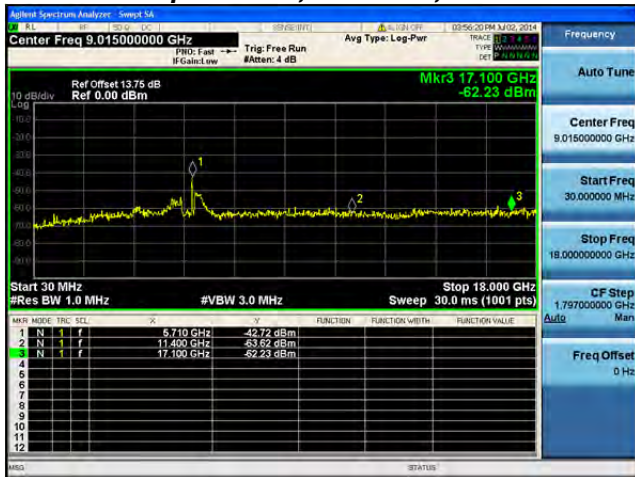
Antenna B



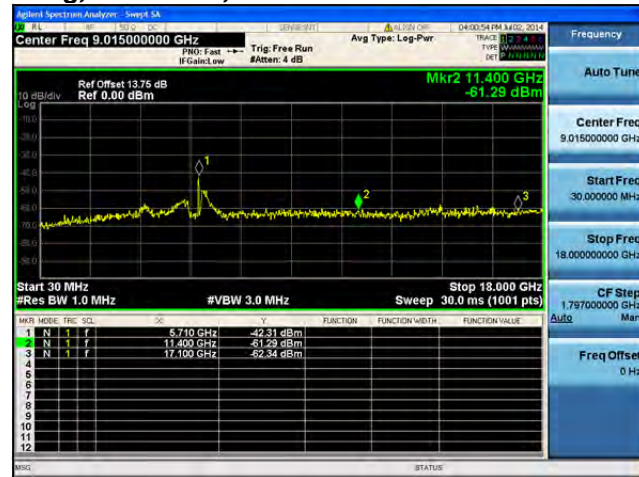
Antenna C



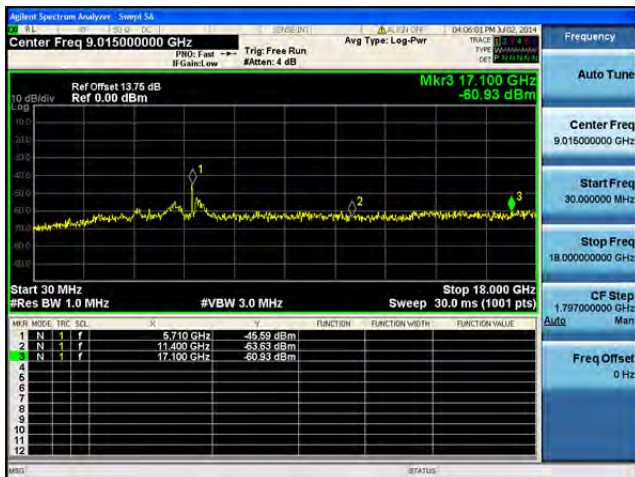
Conducted Spurs Peak, 5710 MHz, HT/VHT40 Beam Forming, M8 to M15, M0.2 to M9.2



Antenna A



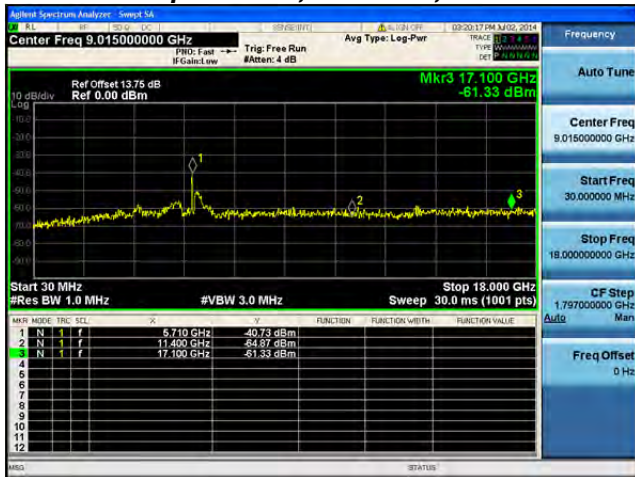
Antenna B



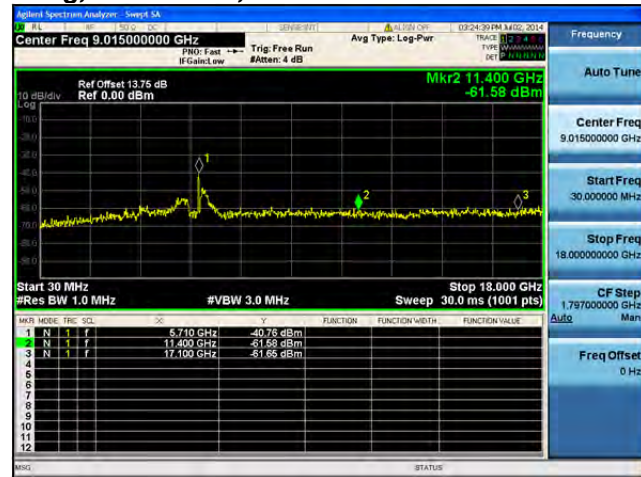
Antenna C



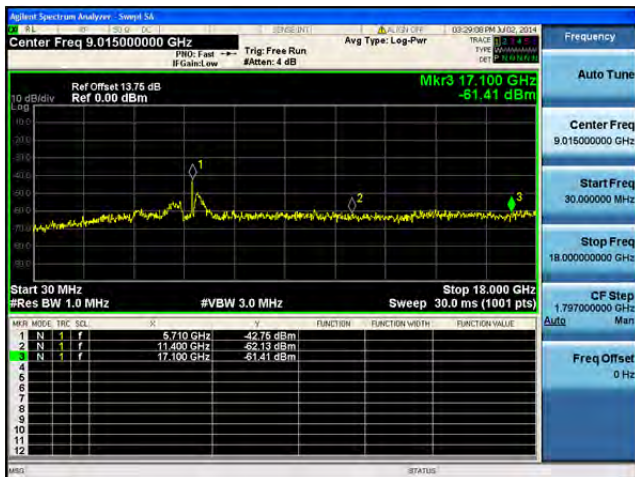
Conducted Spurs Peak, 5710 MHz, HT/VHT40 Beam Forming, M16 to M23, M0.3 to M9.3



Antenna A



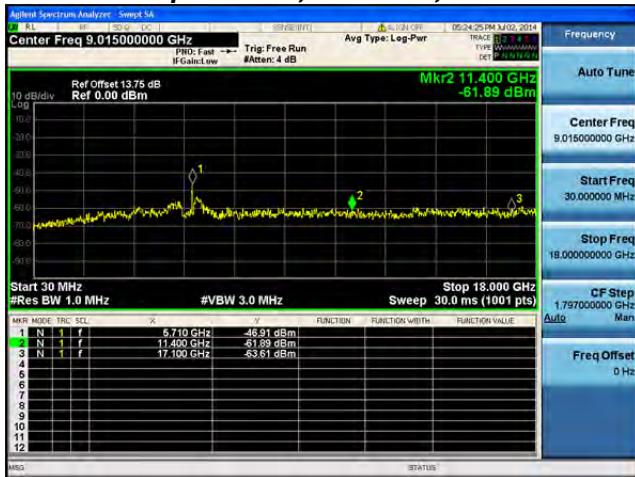
Antenna B



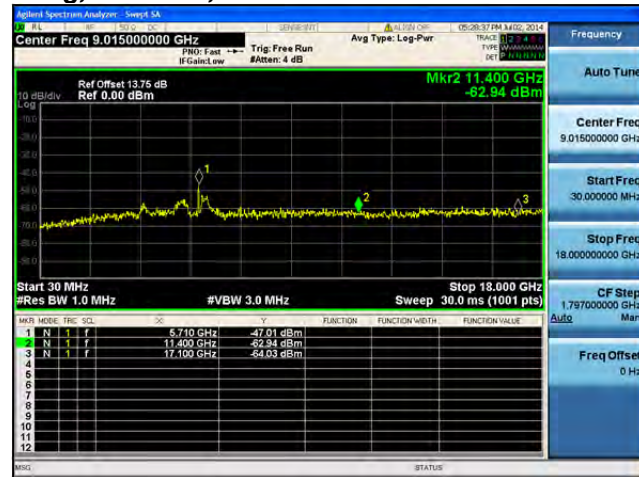
Antenna C



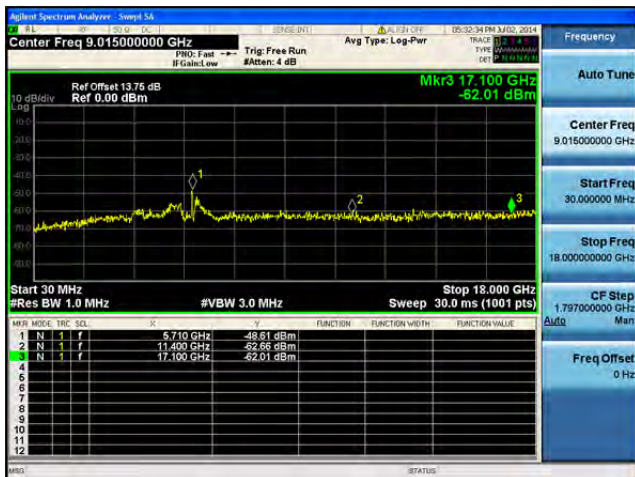
Conducted Spurs Peak, 5710 MHz, HT/VHT40 Beam Forming, M0 to M7, M0.1 to M9.1



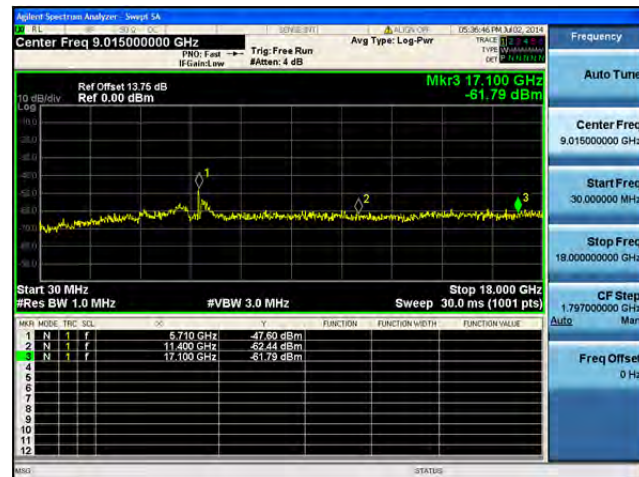
Antenna A



Antenna B



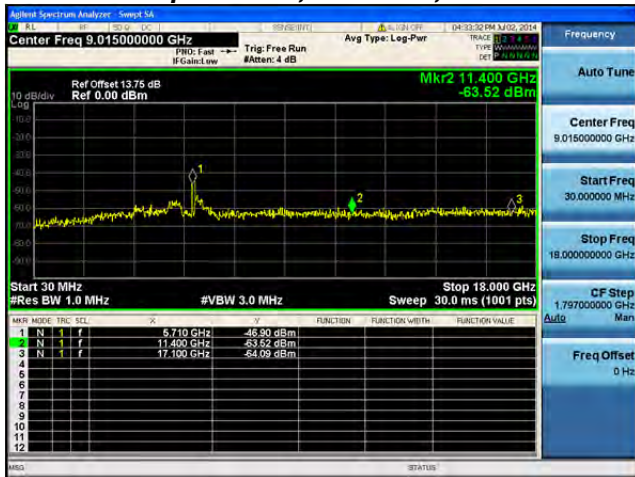
Antenna C



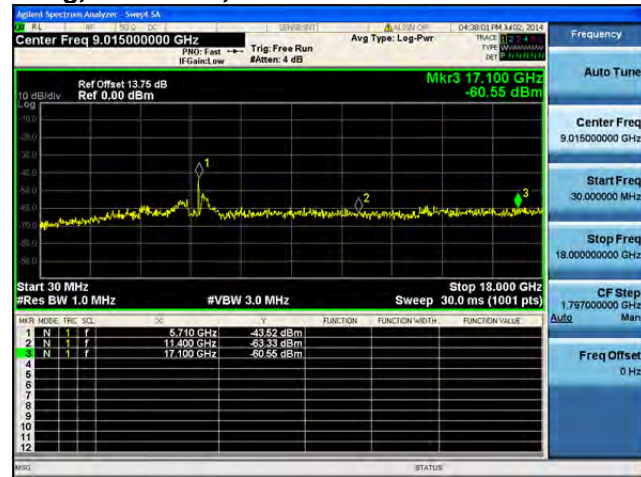
Antenna D



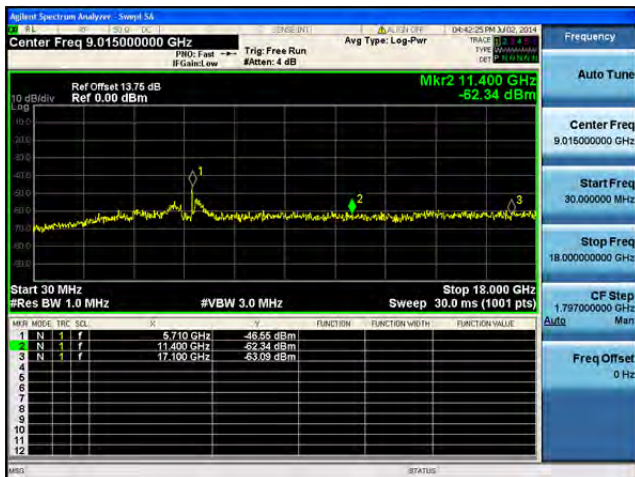
Conducted Spurs Peak, 5710 MHz, HT/VHT40 Beam Forming, M8 to M15, M0.2 to M9.2



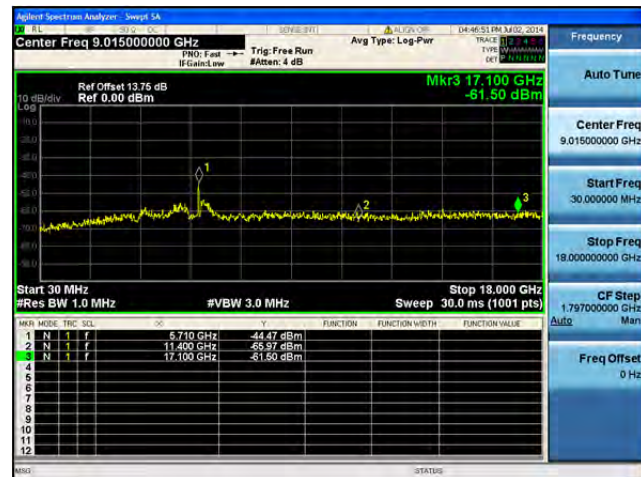
Antenna A



Antenna B



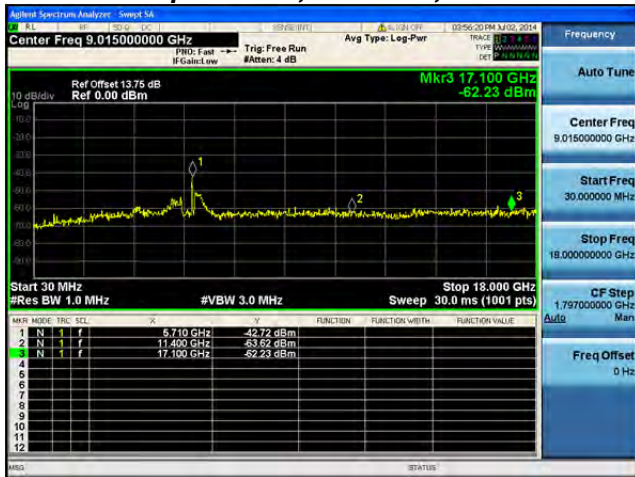
Antenna C



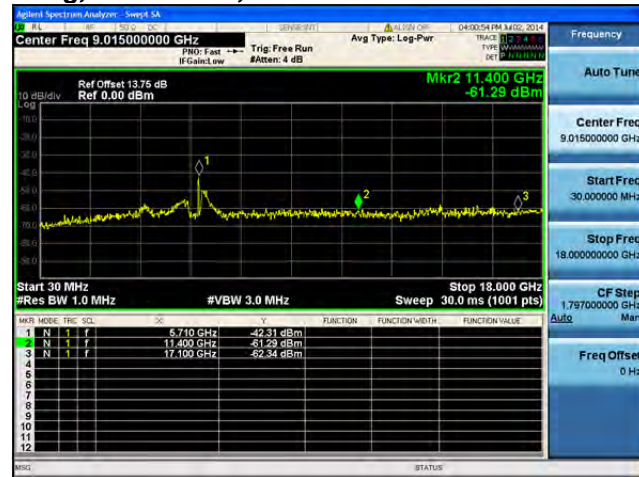
Antenna D



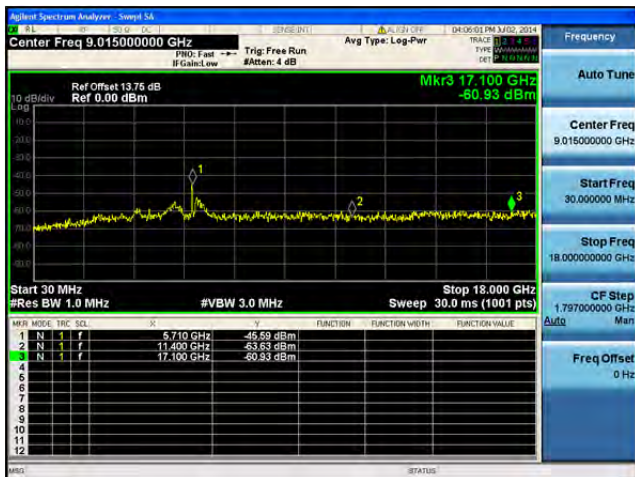
Conducted Spurs Peak, 5710 MHz, HT/VHT40 Beam Forming, M16 to M23, M0.3 to M9.3



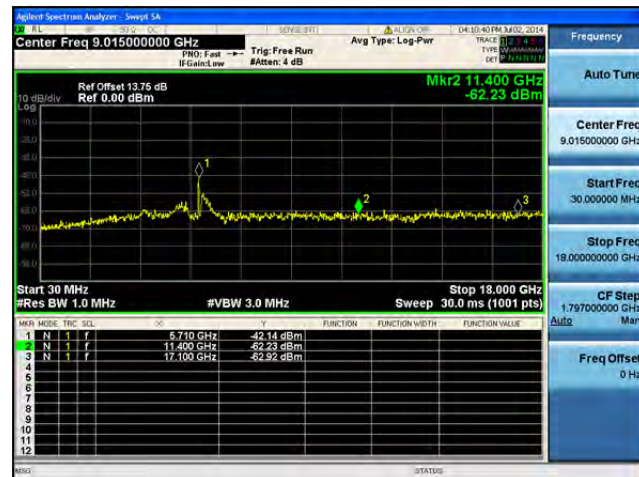
Antenna A



Antenna B



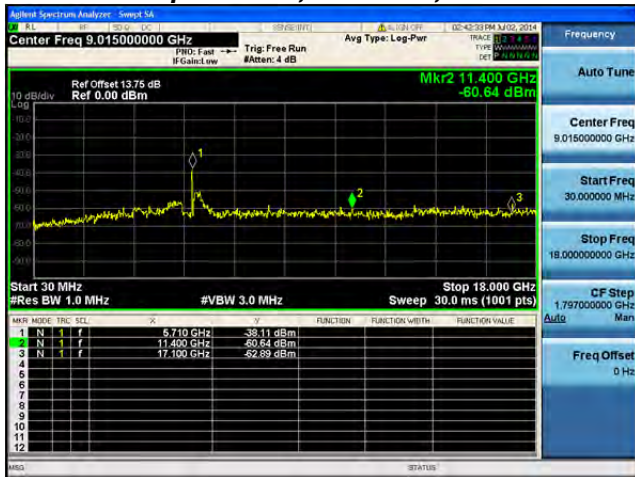
Antenna C



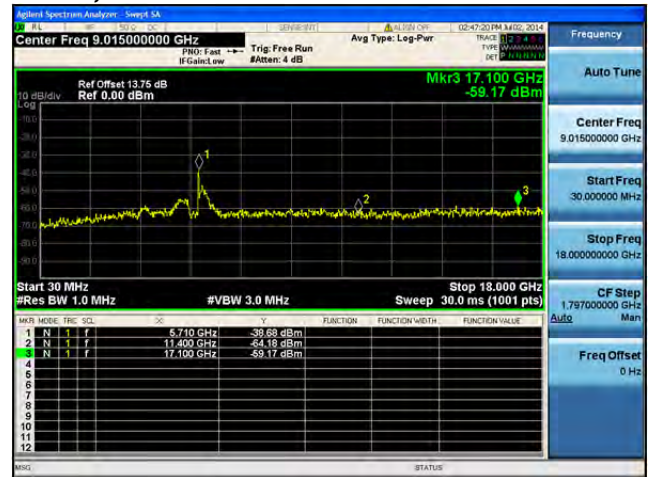
Antenna D



Conducted Spurs Peak, 5710 MHz, HT/VHT40 STBC, M0 to M7, M0.1 to M9.1



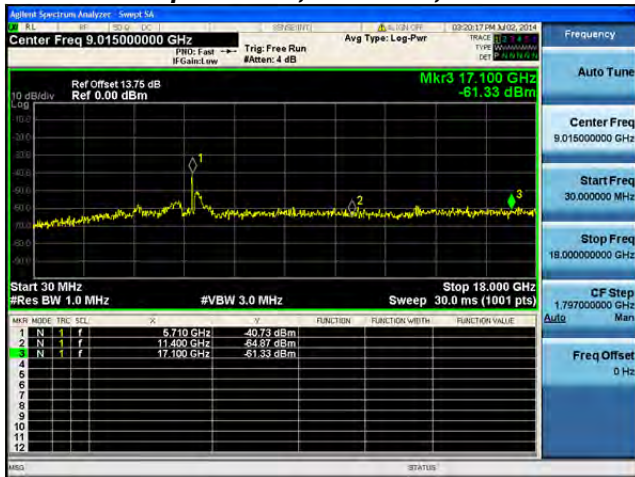
Antenna A



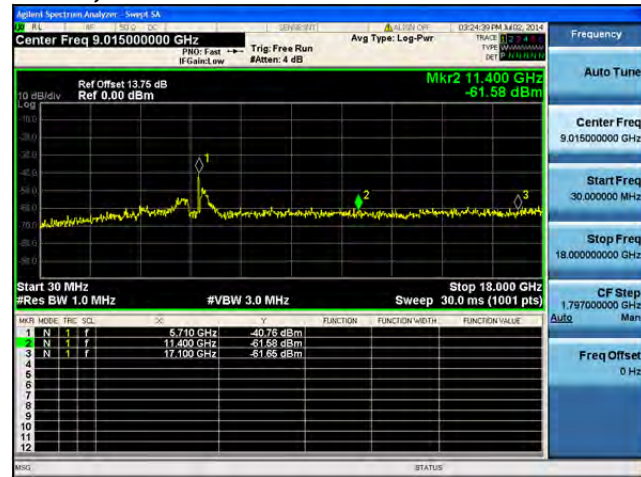
Antenna B



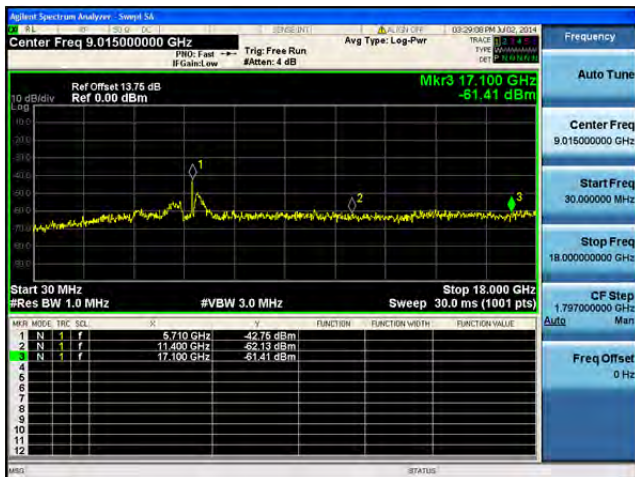
Conducted Spurs Peak, 5710 MHz, HT/VHT40 STBC, M0 to M7, M0.1 to M9.1



Antenna A



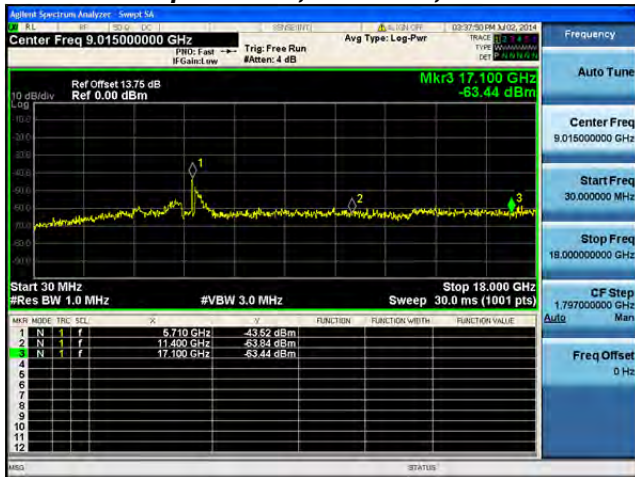
Antenna B



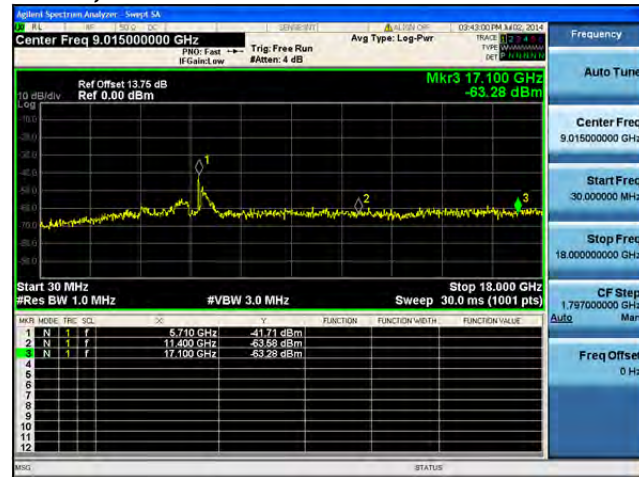
Antenna C



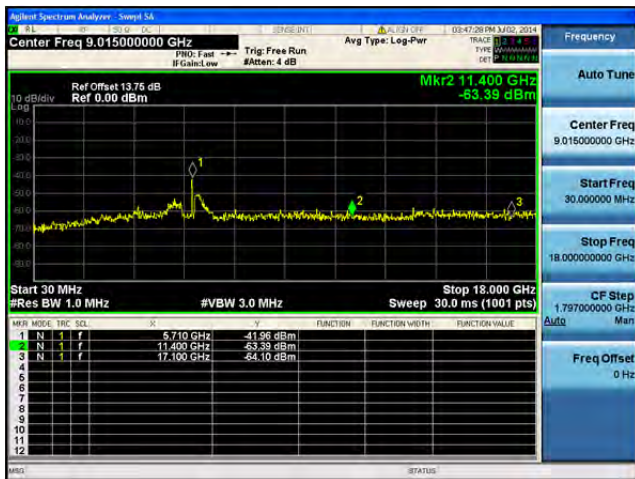
Conducted Spurs Peak, 5710 MHz, HT/VHT40 STBC, M0 to M7, M0.1 to M9.1



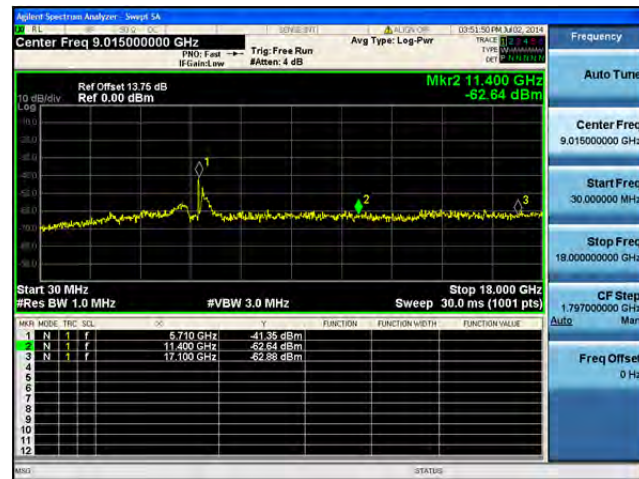
Antenna A



Antenna B



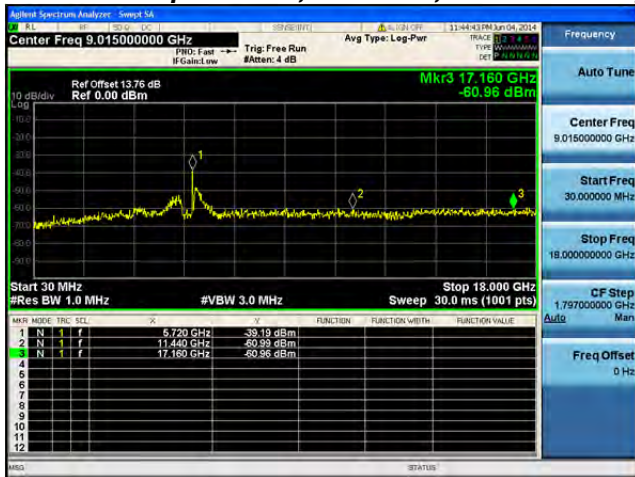
Antenna C



Antenna D



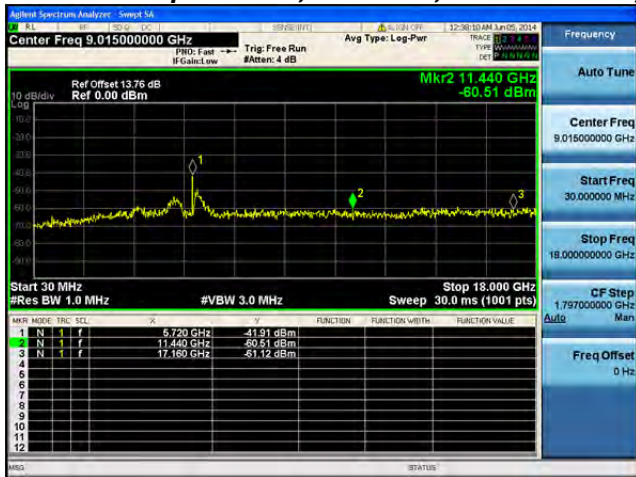
Conducted Spurs Peak, 5720 MHz, Non HT/VHT20, 6 to 54 Mbps



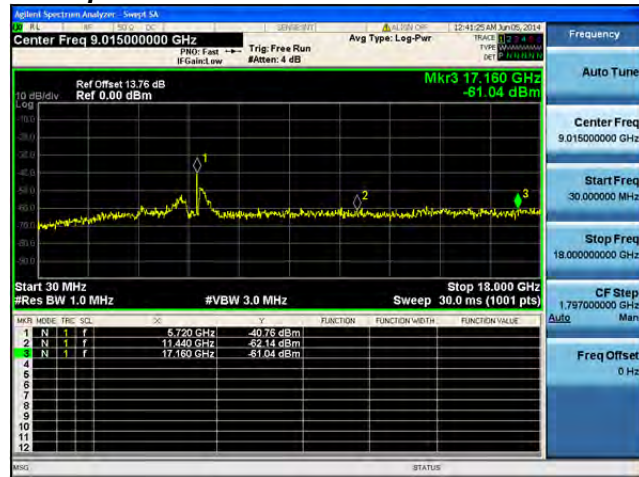
Antenna A



Conducted Spurs Peak, 5720 MHz, Non HT/VHT20, 6 to 54 Mbps



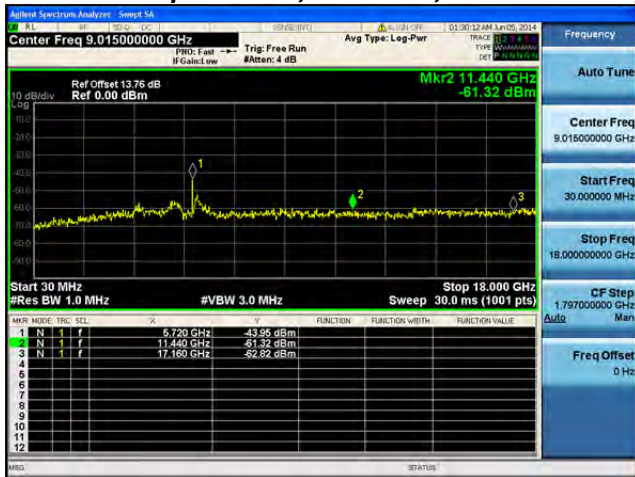
Antenna A



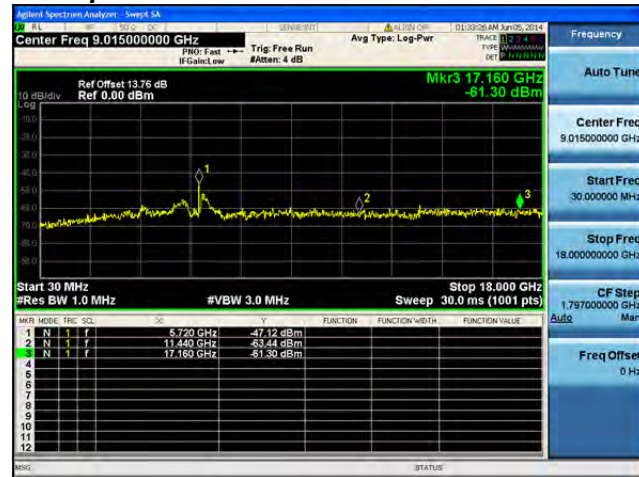
Antenna B



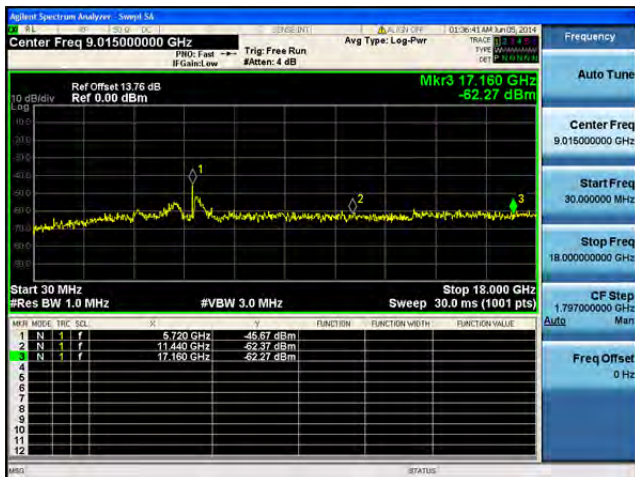
Conducted Spurs Peak, 5720 MHz, Non HT/VHT20, 6 to 54 Mbps



Antenna A



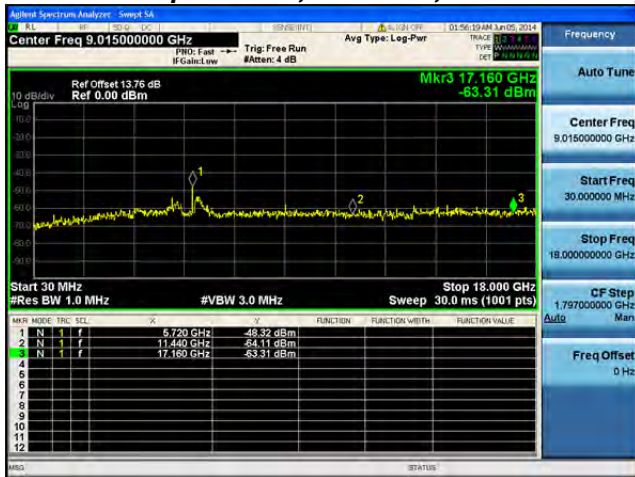
Antenna B



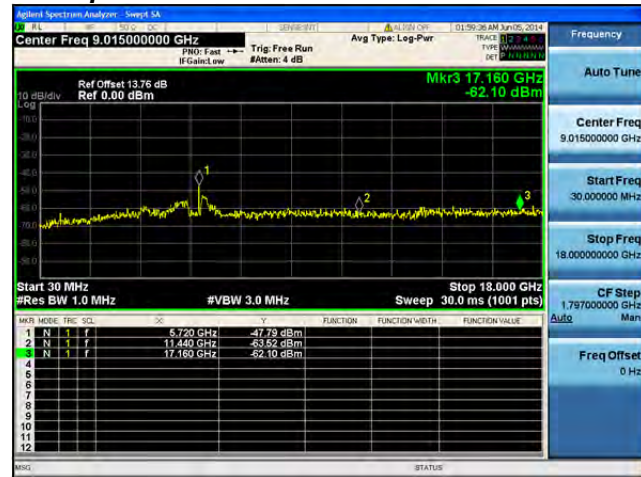
Antenna C



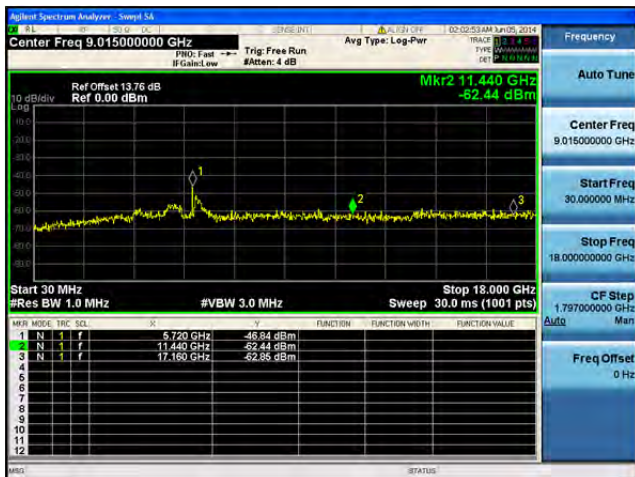
Conducted Spurs Peak, 5720 MHz, Non HT/VHT20, 6 to 54 Mbps



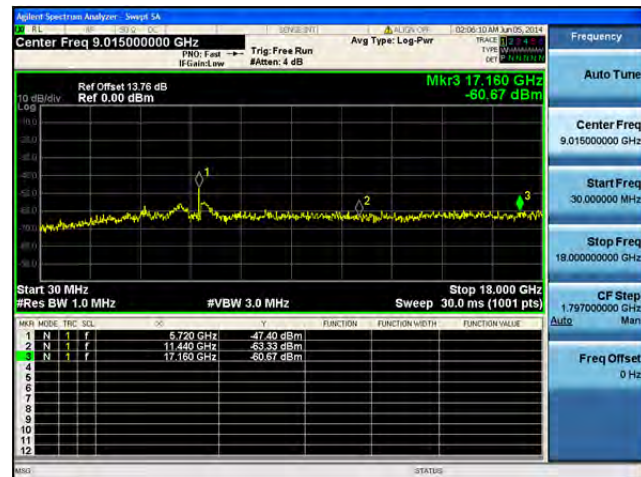
Antenna A



Antenna B



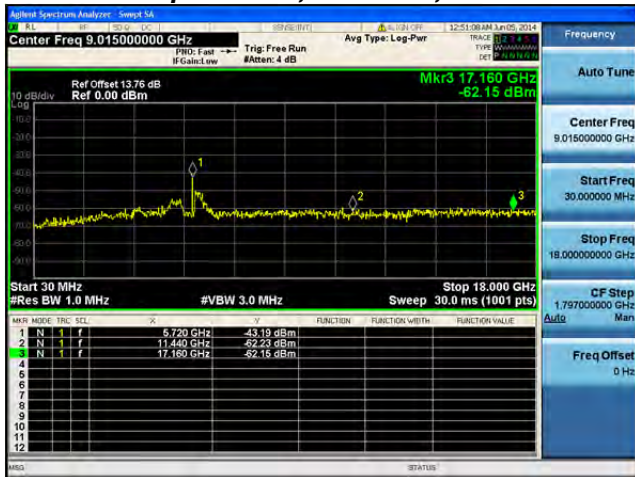
Antenna C



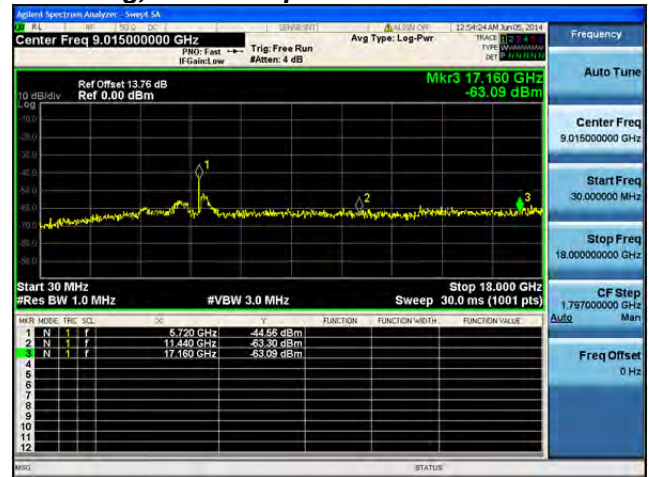
Antenna D



Conducted Spurs Peak, 5720 MHz, Non HT/VHT20 Beam Forming, 6 to 54 Mbps



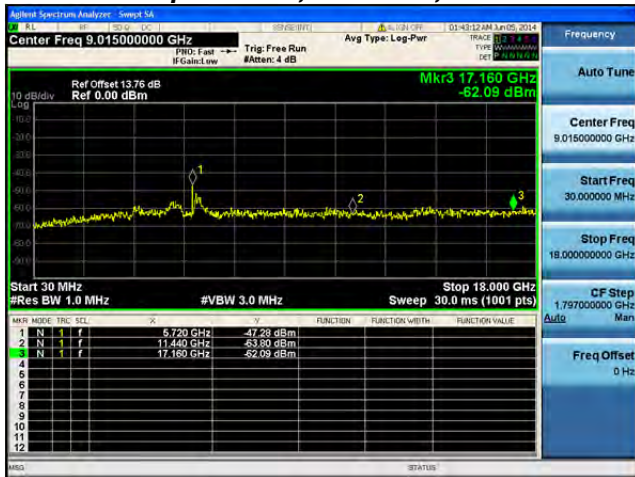
Antenna A



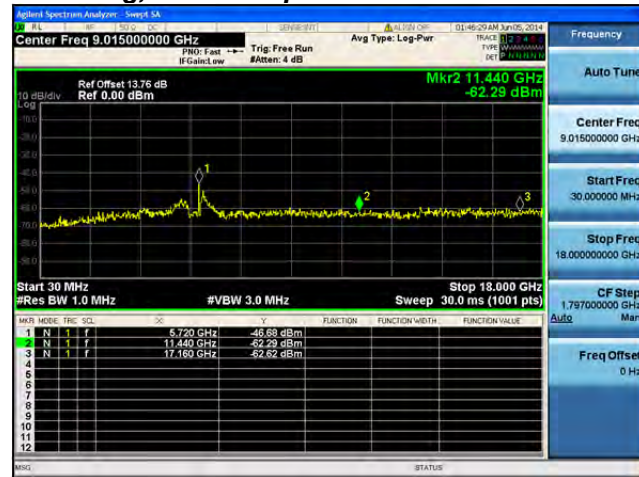
Antenna B



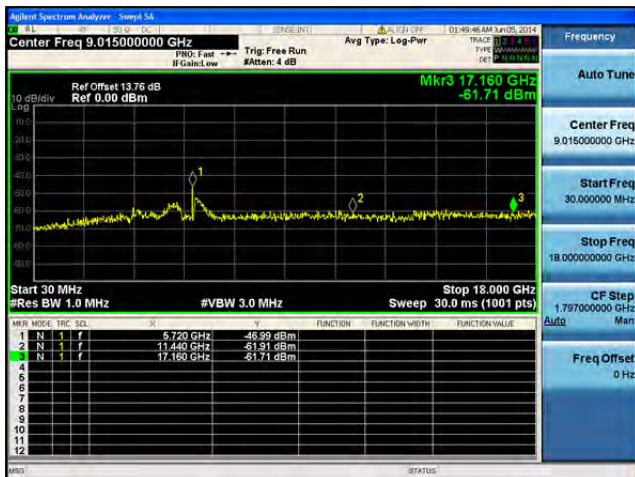
Conducted Spurs Peak, 5720 MHz, Non HT/VHT20 Beam Forming, 6 to 54 Mbps



Antenna A



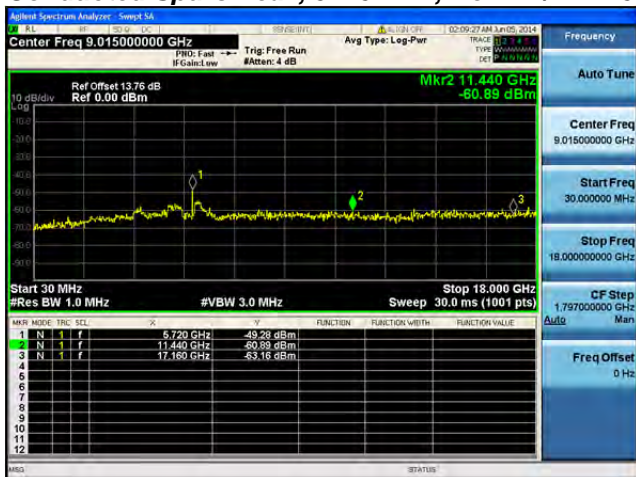
Antenna B



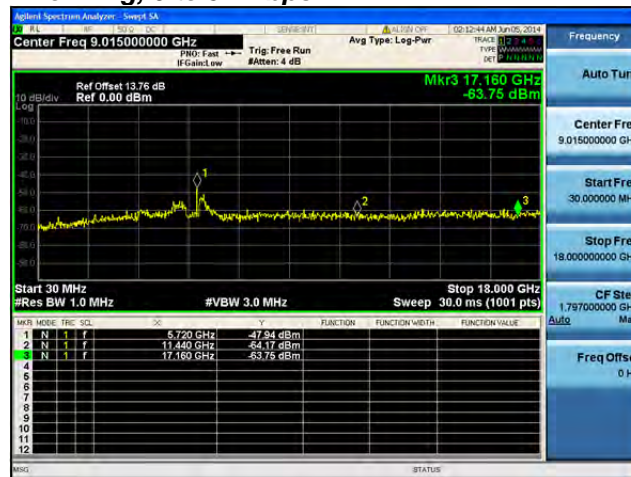
Antenna C



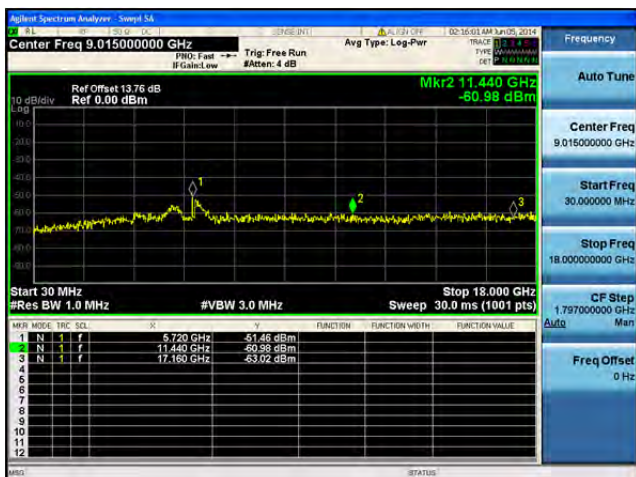
Conducted Spurs Peak, 5720 MHz, Non HT/VHT20 Beam Forming, 6 to 54 Mbps



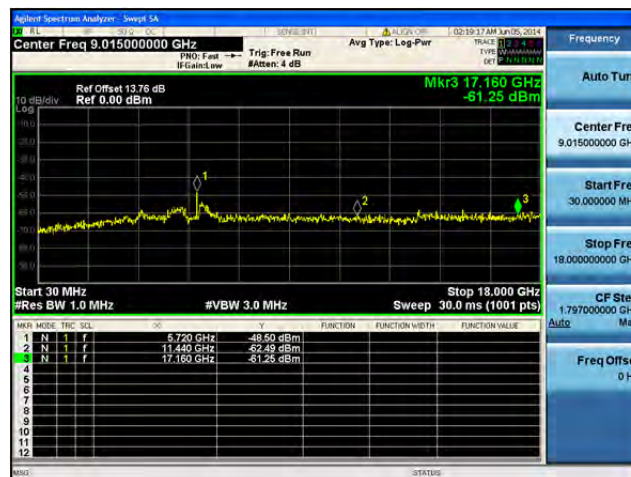
Antenna A



Antenna B



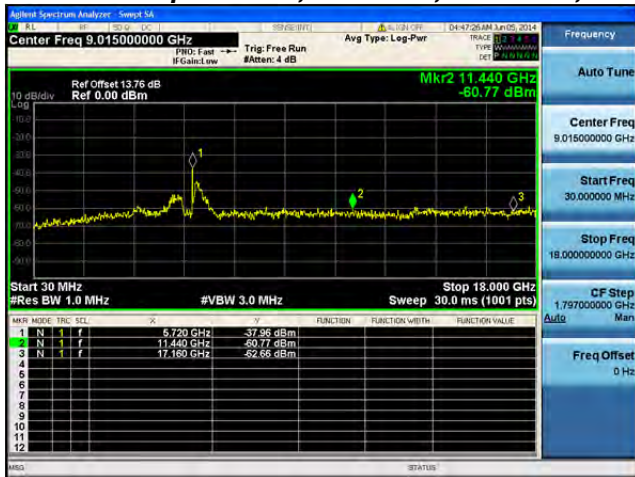
Antenna C



Antenna D



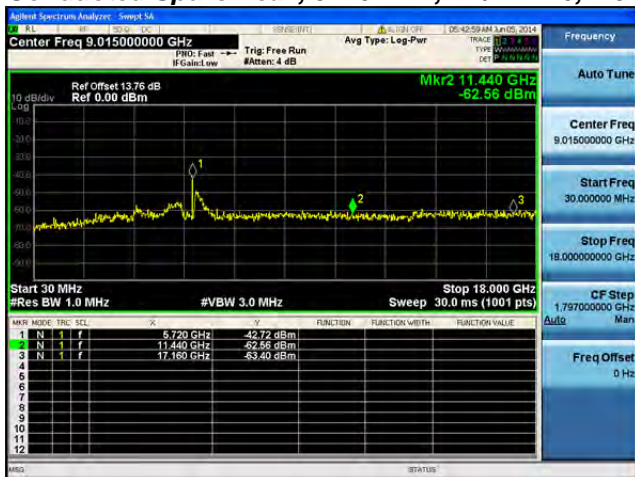
Conducted Spurs Peak, 5720 MHz, HT/VHT20, M0 to M7, M0.1 to M9.1



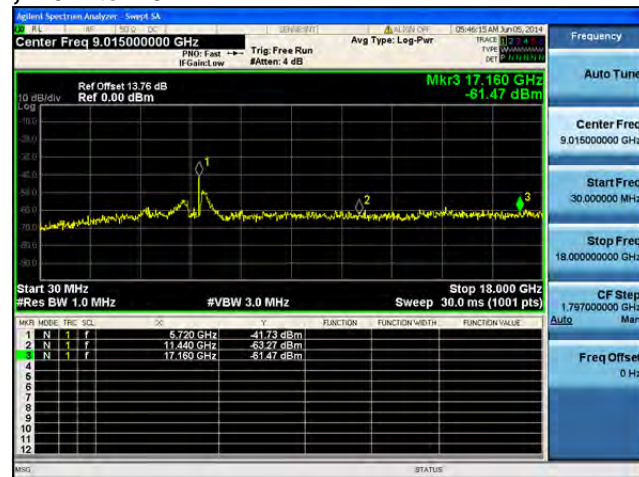
Antenna A



Conducted Spurs Peak, 5720 MHz, HT/VHT20, M0 to M7, M0.1 to M9.1



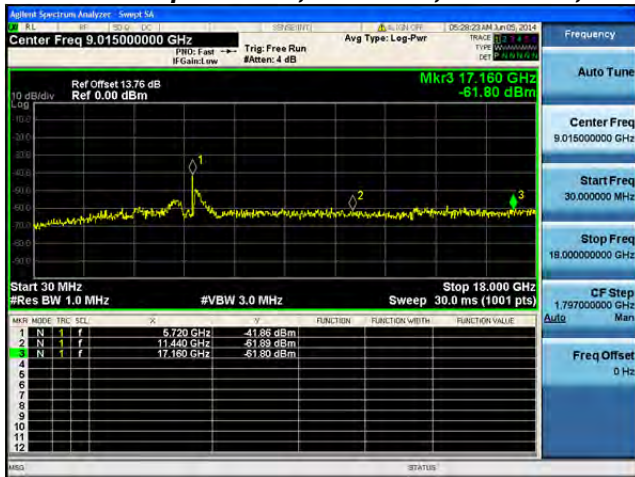
Antenna A



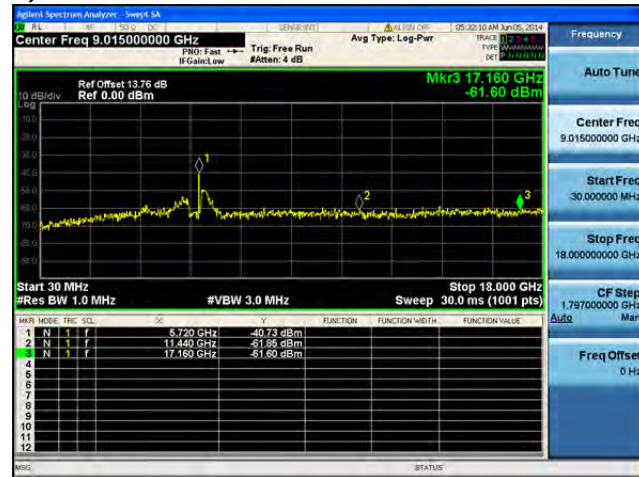
Antenna B



Conducted Spurs Peak, 5720 MHz, HT/VHT20, M8 to M15, M0.2 to M9.2



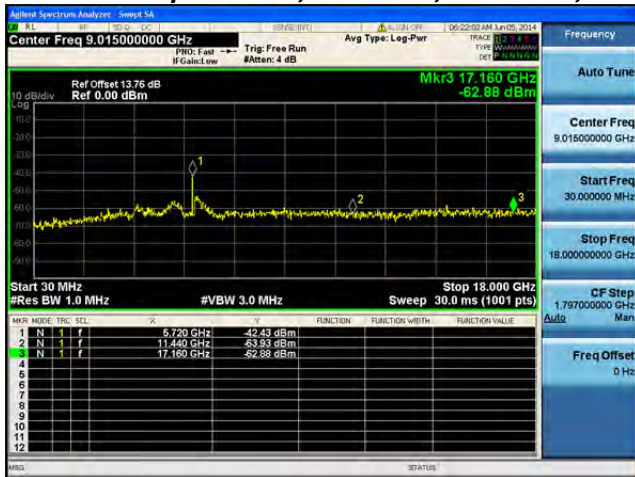
Antenna A



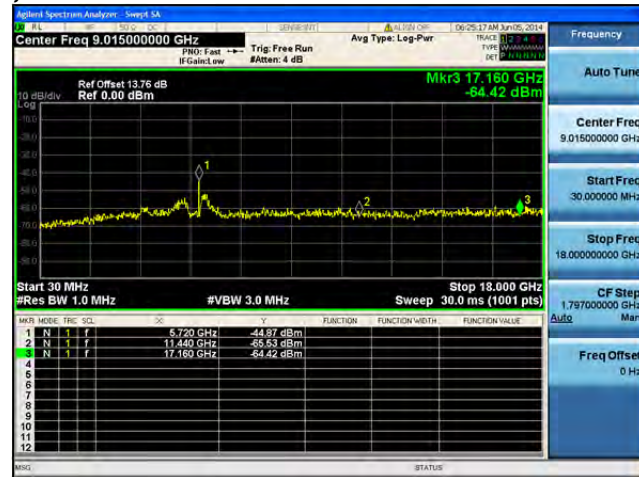
Antenna B



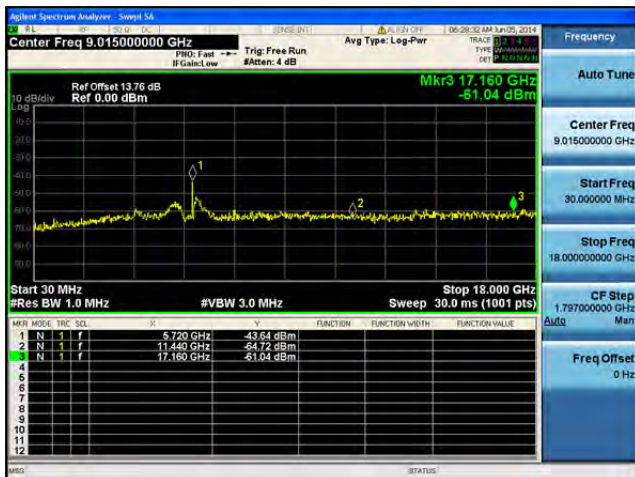
Conducted Spurs Peak, 5720 MHz, HT/VHT20, M0 to M7, M0.1 to M9.1



Antenna A



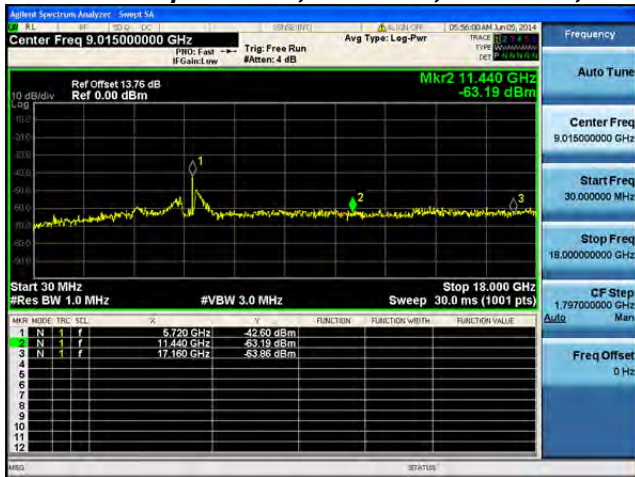
Antenna B



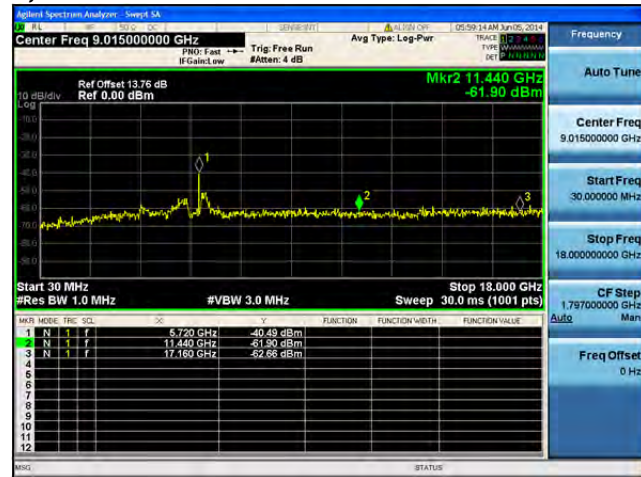
Antenna C



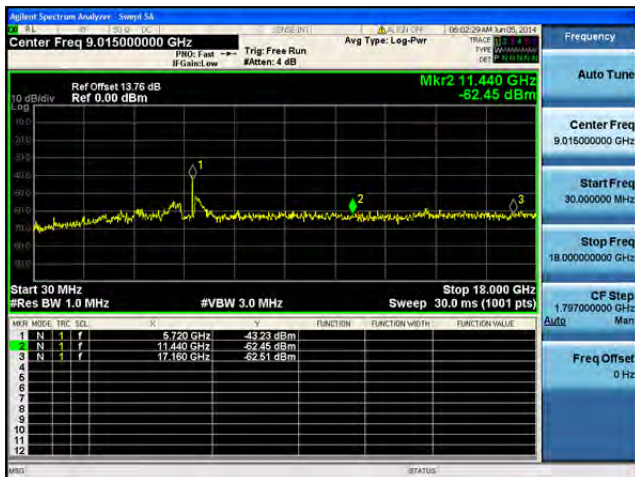
Conducted Spurs Peak, 5720 MHz, HT/VHT20, M8 to M15, M0.2 to M9.2



Antenna A



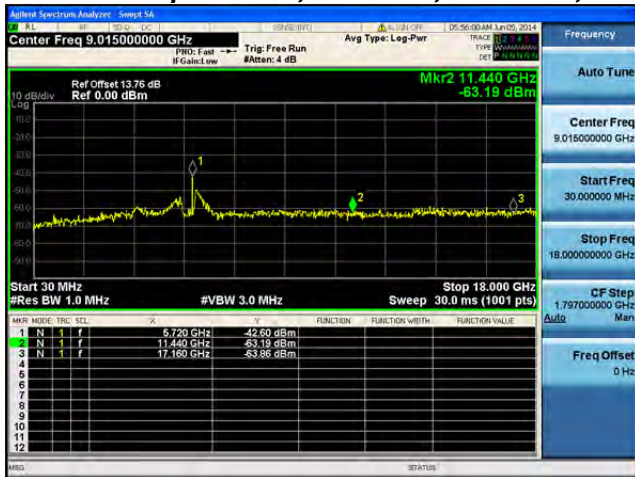
Antenna B



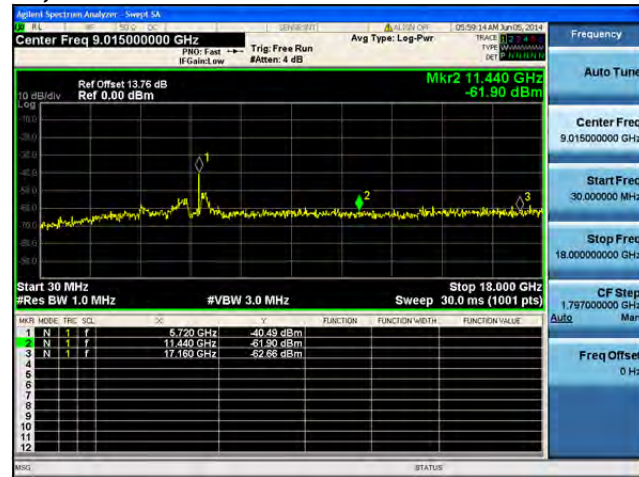
Antenna C



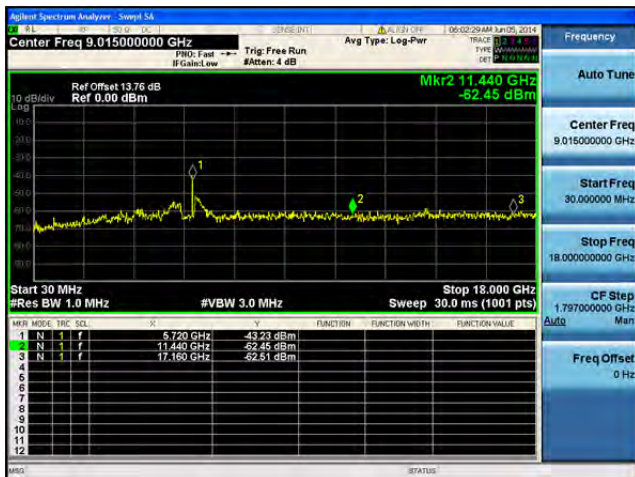
Conducted Spurs Peak, 5720 MHz, HT/VHT20, M16 to M23, MO.3 to M9.3



Antenna A



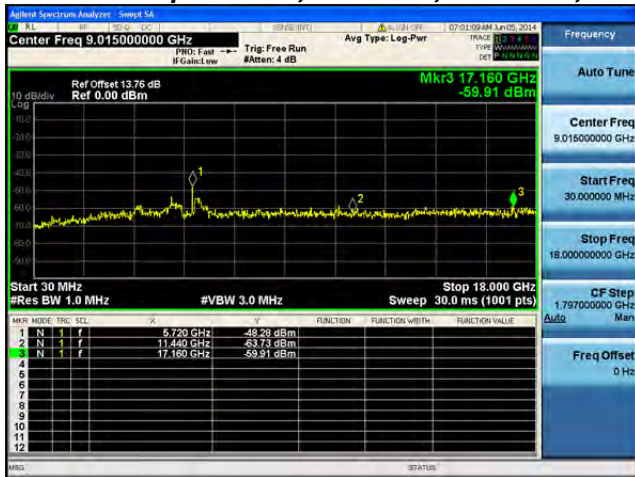
Antenna B



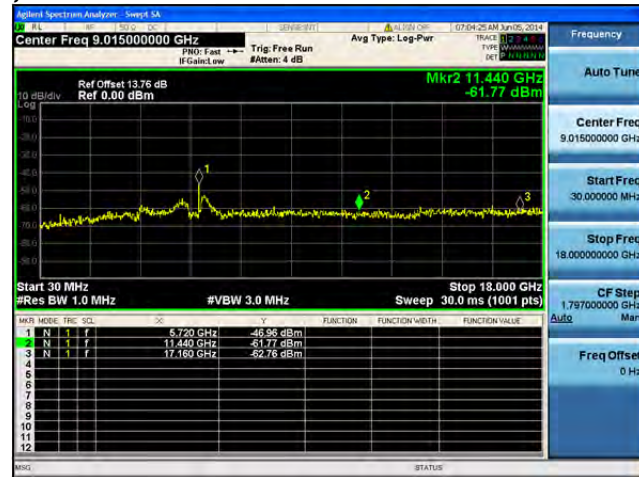
Antenna C



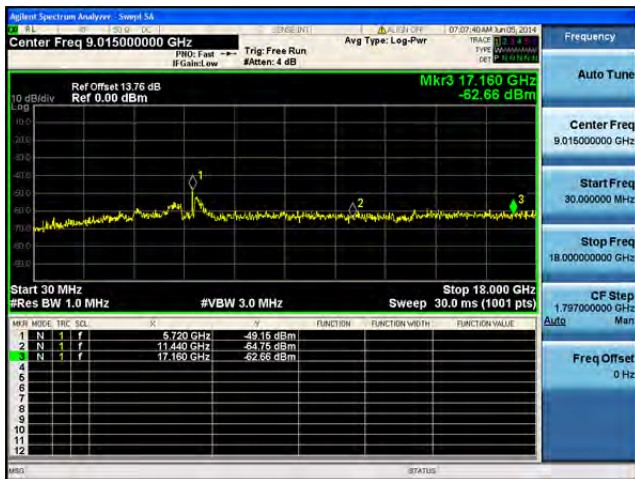
Conducted Spurs Peak, 5720 MHz, HT/VHT20, M0 to M7, M0.1 to M9.1



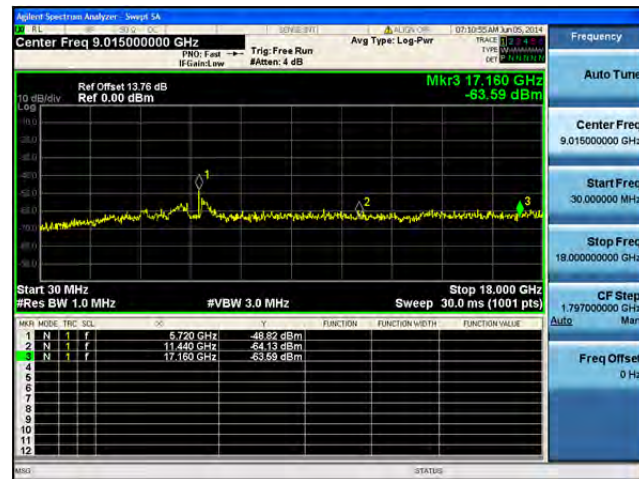
Antenna A



Antenna B



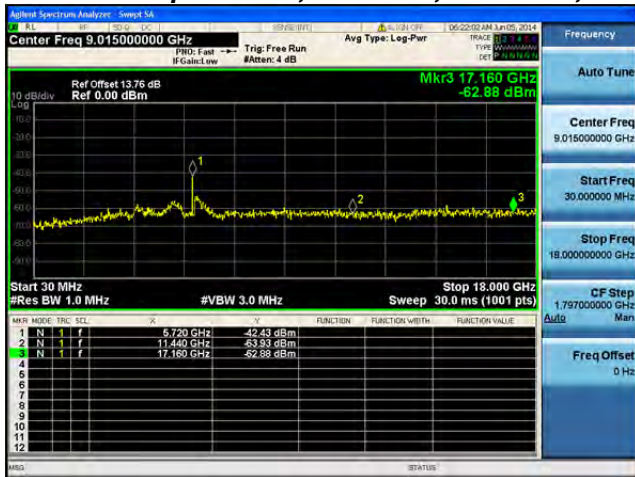
Antenna C



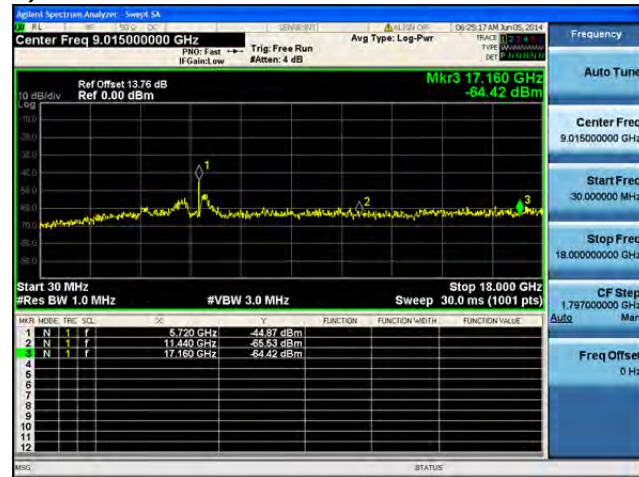
Antenna D



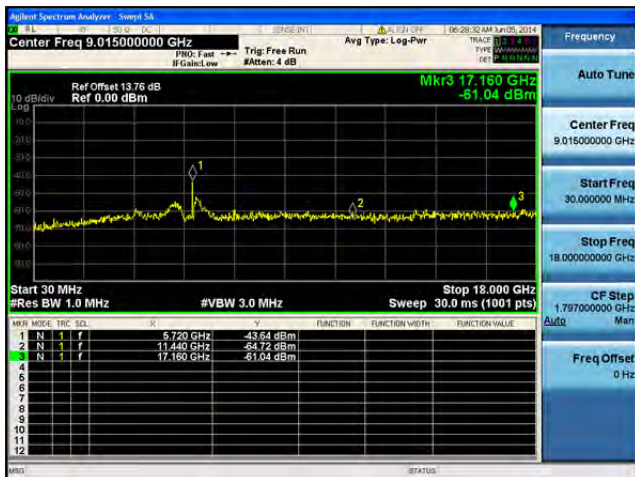
Conducted Spurs Peak, 5720 MHz, HT/VHT20, M8 to M15, M0.2 to M9.2



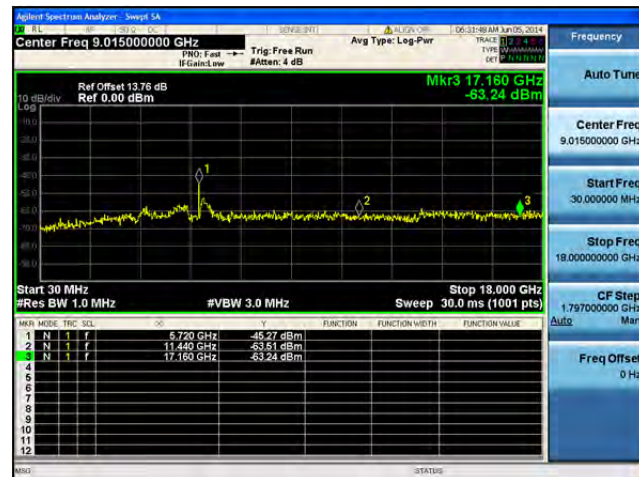
Antenna A



Antenna B



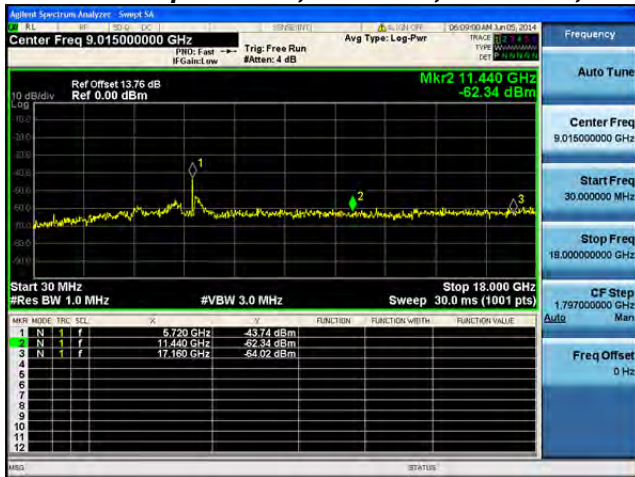
Antenna C



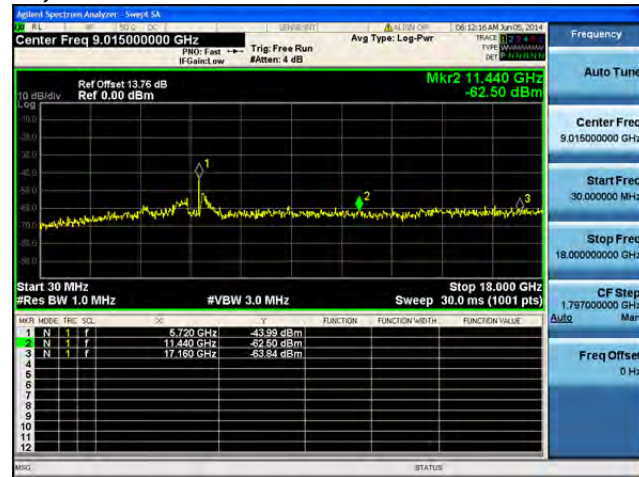
Antenna D



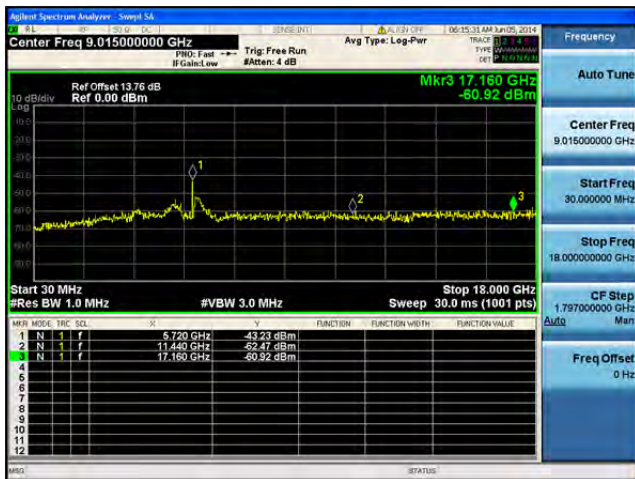
Conducted Spurs Peak, 5720 MHz, HT/VHT20, M16 to M23, M0.3 to M9.3



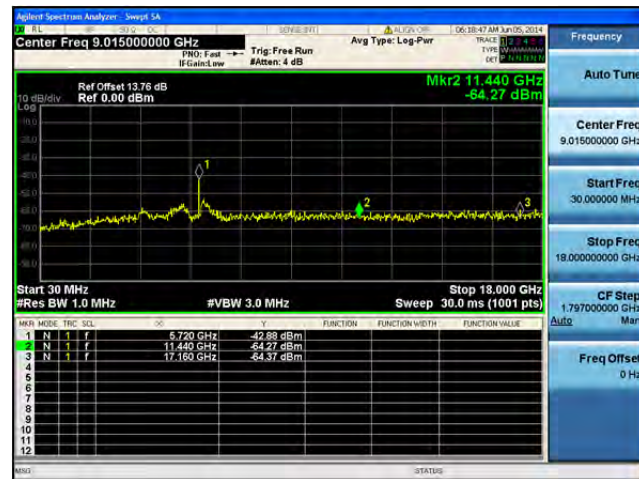
Antenna A



Antenna B



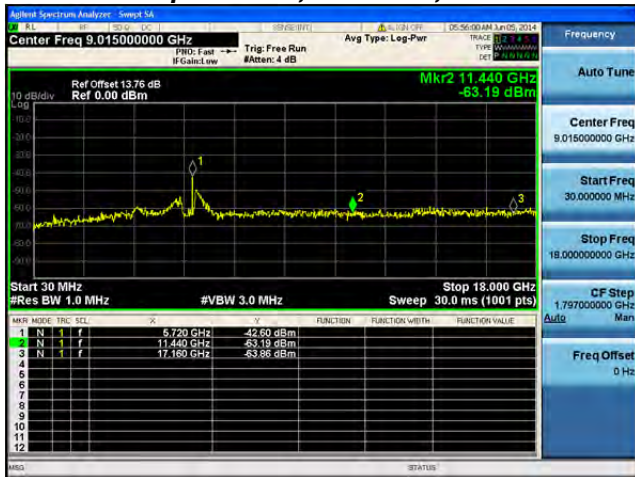
Antenna C



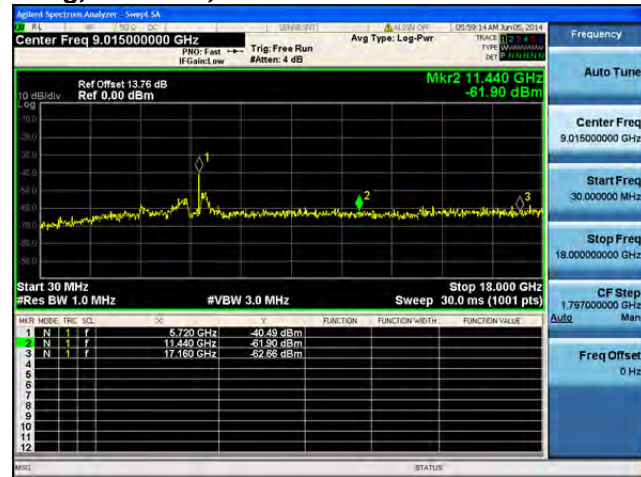
Antenna D



Conducted Spurs Peak, 5720 MHz, HT/VHT20 Beam Forming, M0 to M7, M0.1 to M9.1



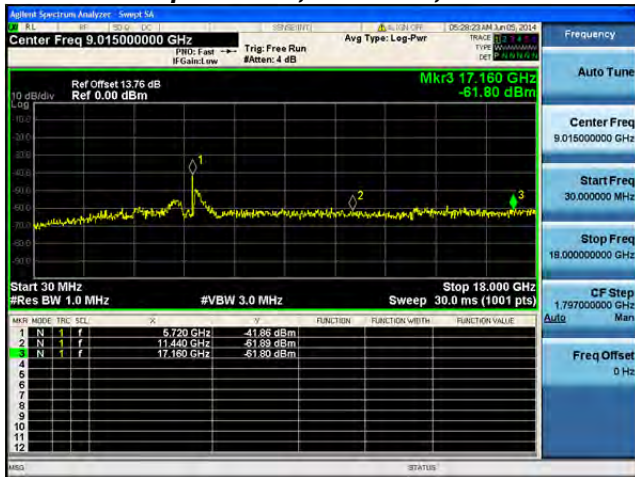
Antenna A



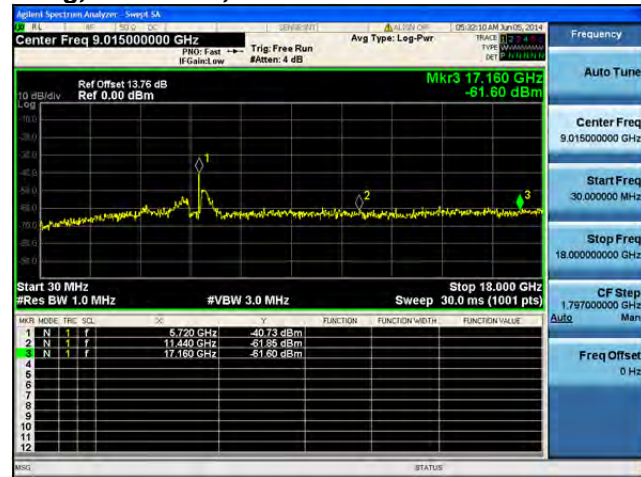
Antenna B



Conducted Spurs Peak, 5720 MHz, HT/VHT20 Beam Forming, M8 to M15, M0.2 to M9.2



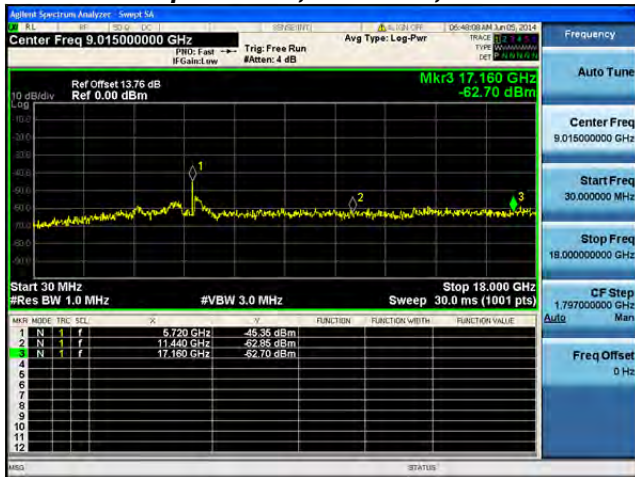
Antenna A



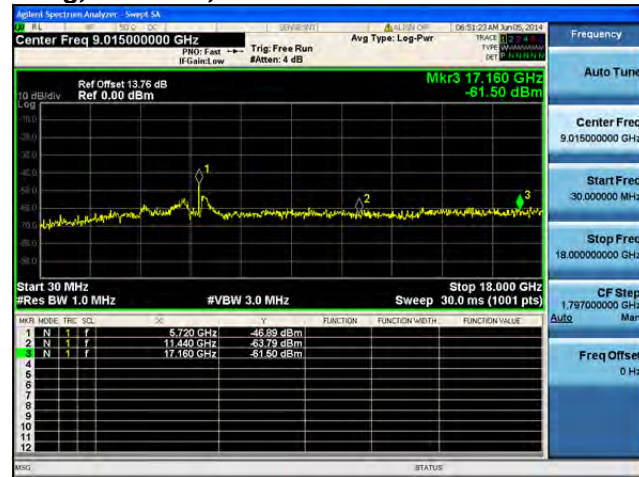
Antenna B



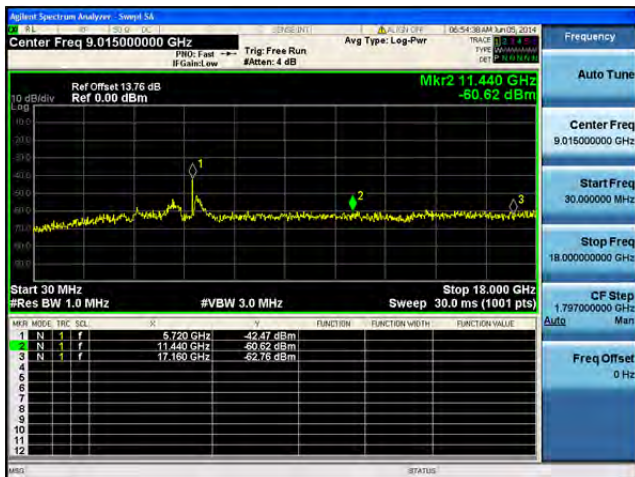
Conducted Spurs Peak, 5720 MHz, HT/VHT20 Beam Forming, M0 to M7, M0.1 to M9.1



Antenna A



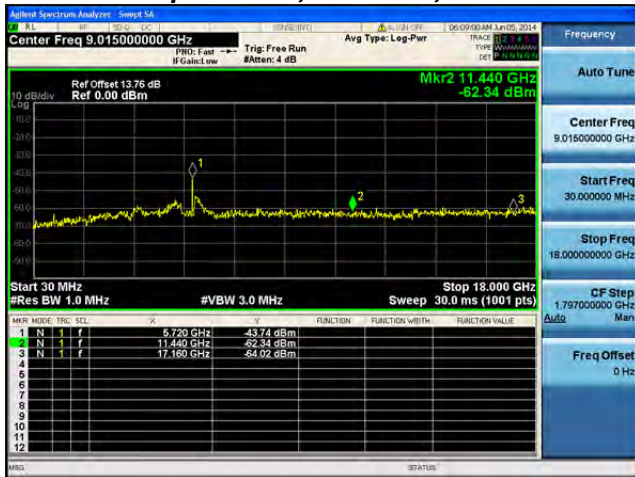
Antenna B



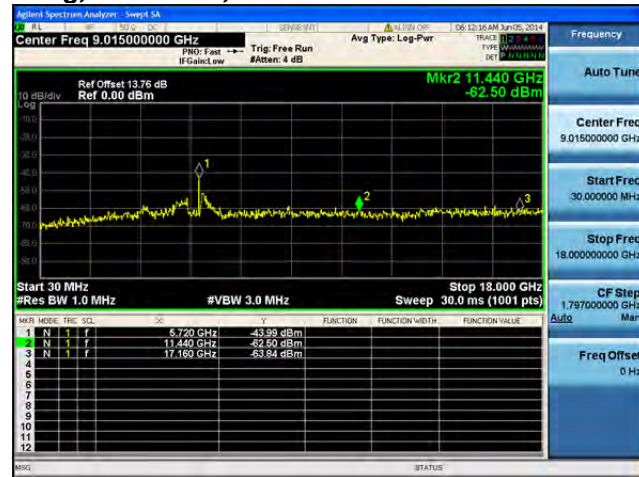
Antenna C



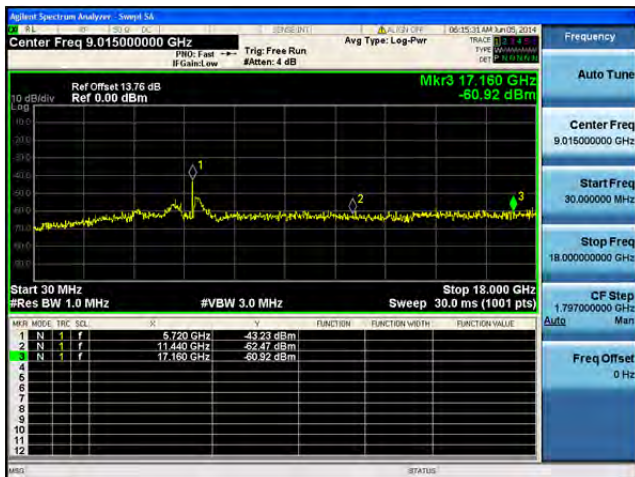
Conducted Spurs Peak, 5720 MHz, HT/VHT20 Beam Forming, M8 to M15, M0.2 to M9.2



Antenna A



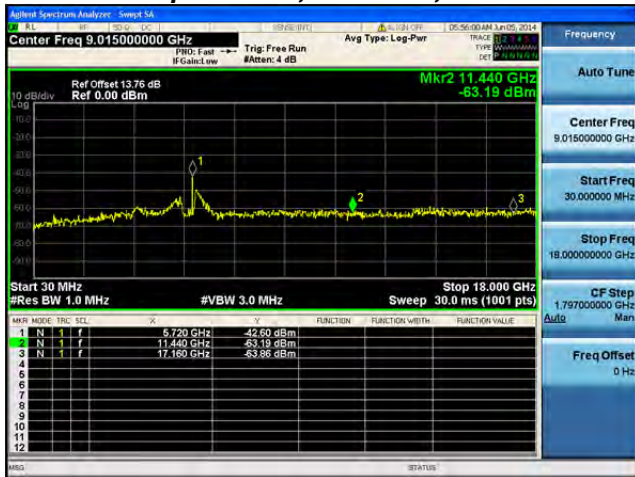
Antenna B



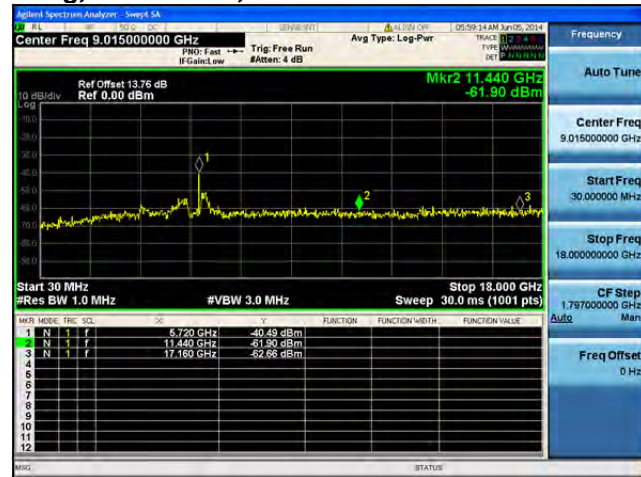
Antenna C



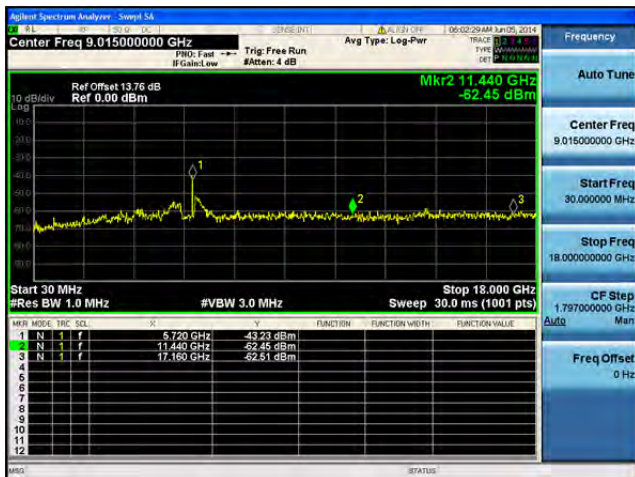
Conducted Spurs Peak, 5720 MHz, HT/VHT20 Beam Forming, M16 to M23, M0.3 to M9.3



Antenna A



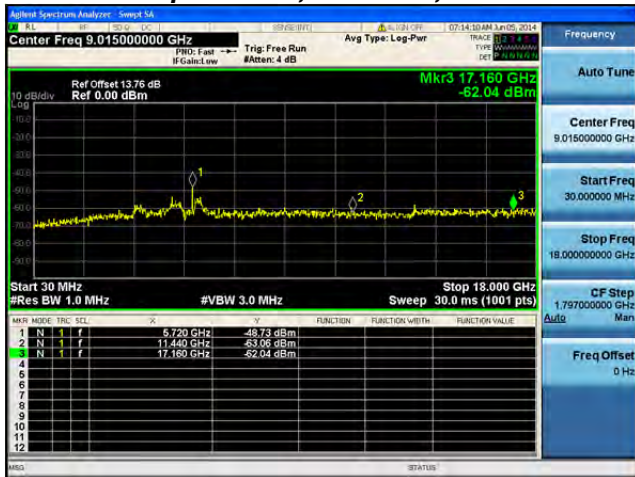
Antenna B



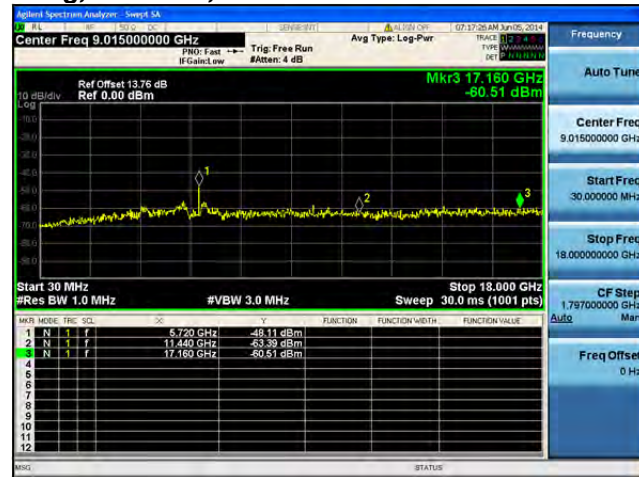
Antenna C



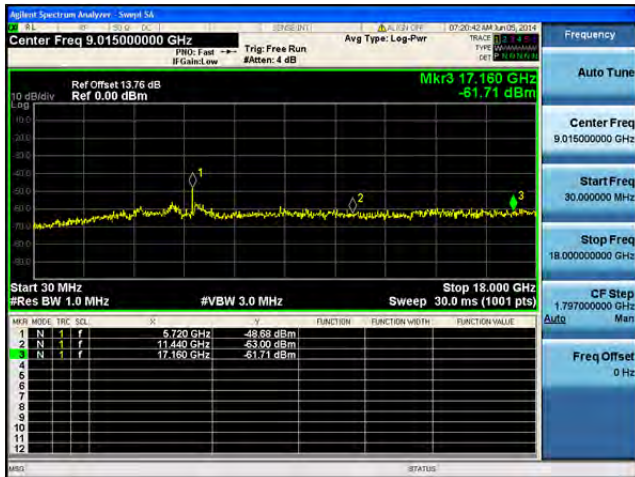
Conducted Spurs Peak, 5720 MHz, HT/VHT20 Beam Forming, M0 to M7, M0.1 to M9.1



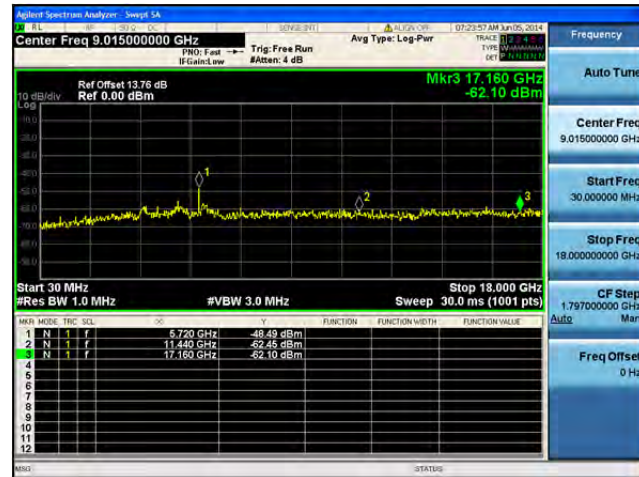
Antenna A



Antenna B



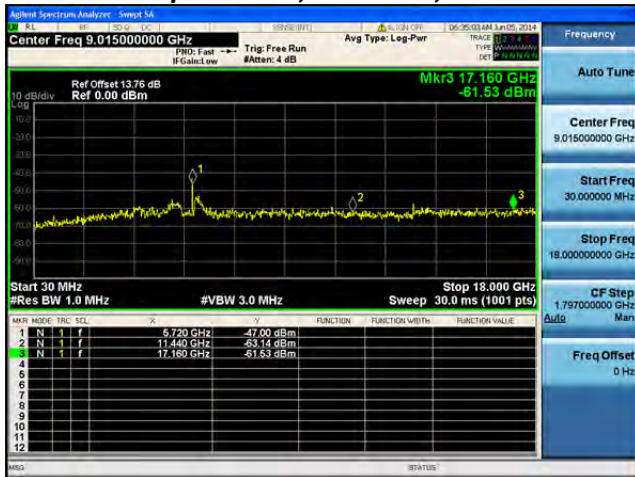
Antenna C



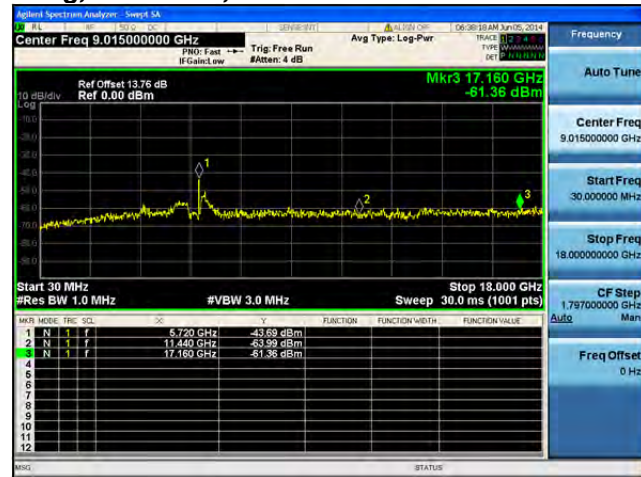
Antenna D



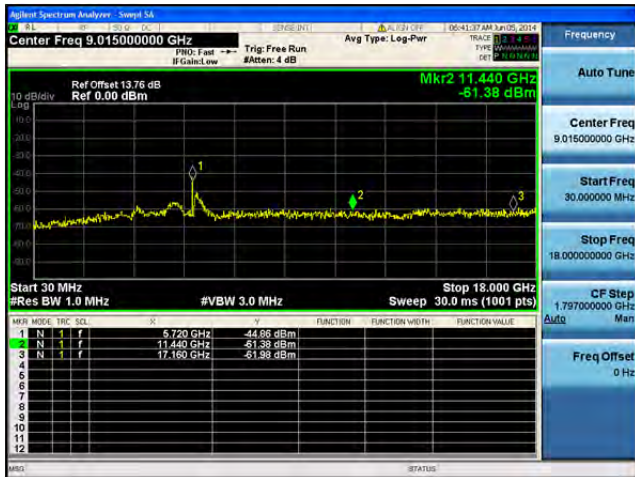
Conducted Spurs Peak, 5720 MHz, HT/VHT20 Beam Forming, M8 to M15, M0.2 to M9.2



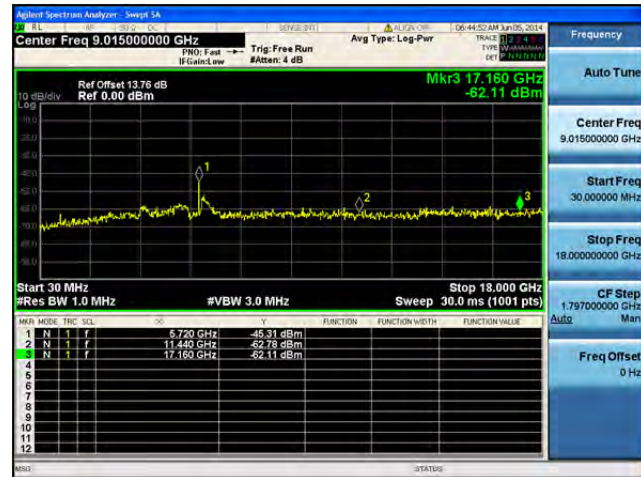
Antenna A



Antenna B



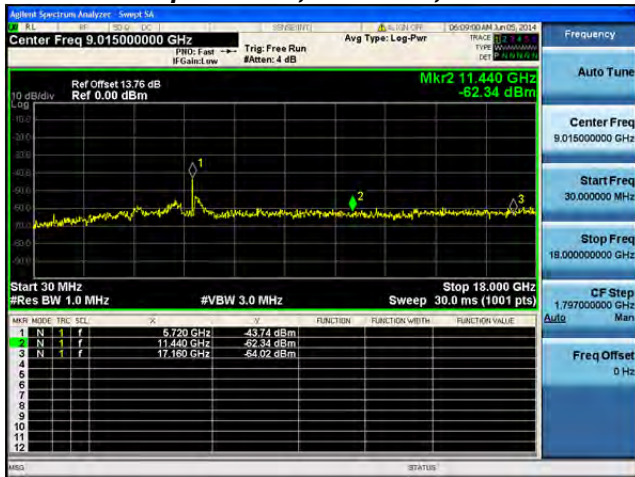
Antenna C



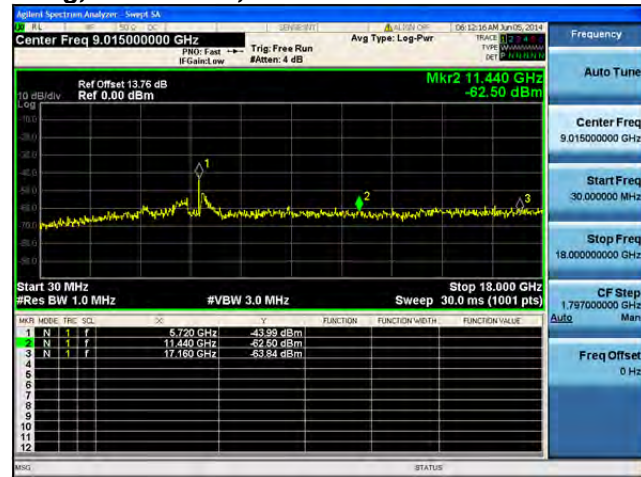
Antenna D



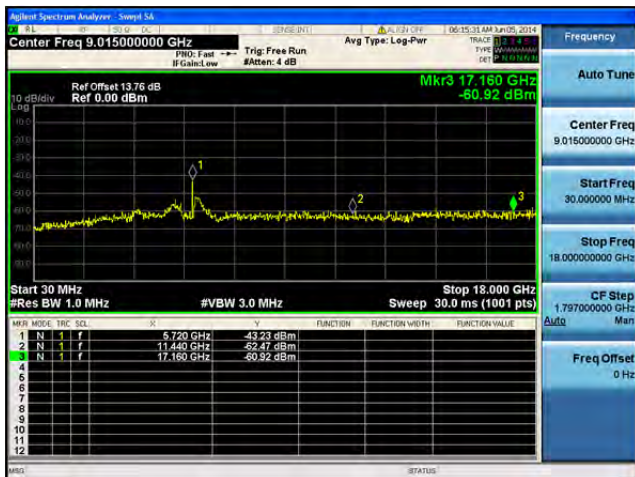
Conducted Spurs Peak, 5720 MHz, HT/VHT20 Beam Forming, M16 to M23, M0.3 to M9.3



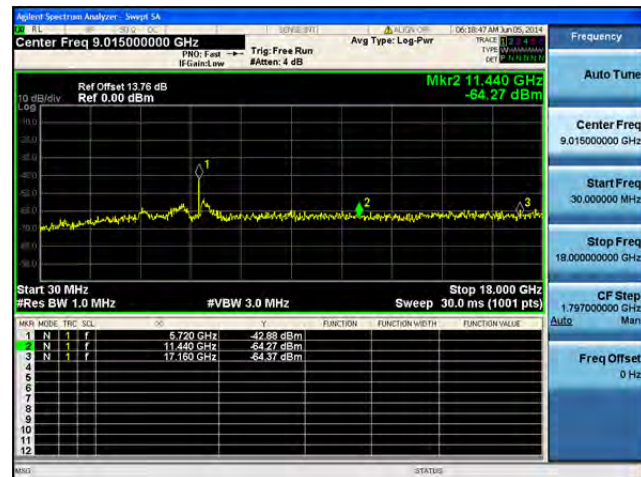
Antenna A



Antenna B



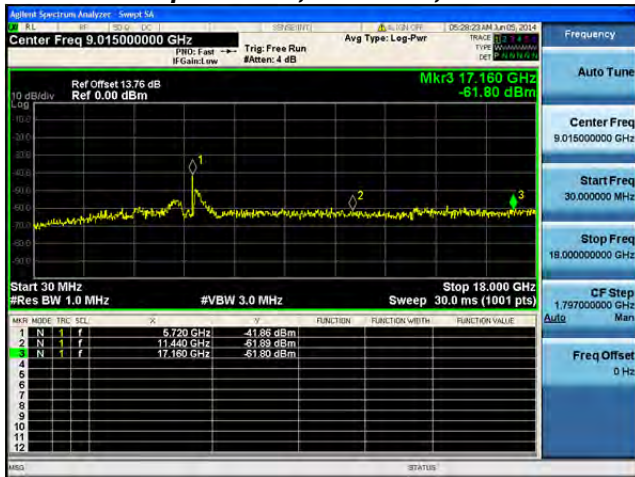
Antenna C



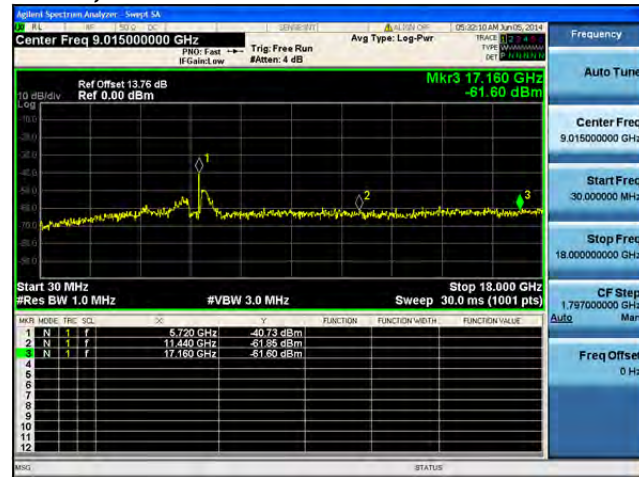
Antenna D



Conducted Spurs Peak, 5720 MHz, HT/VHT20 STBC, M0 to M7, M0.1 to M9.1



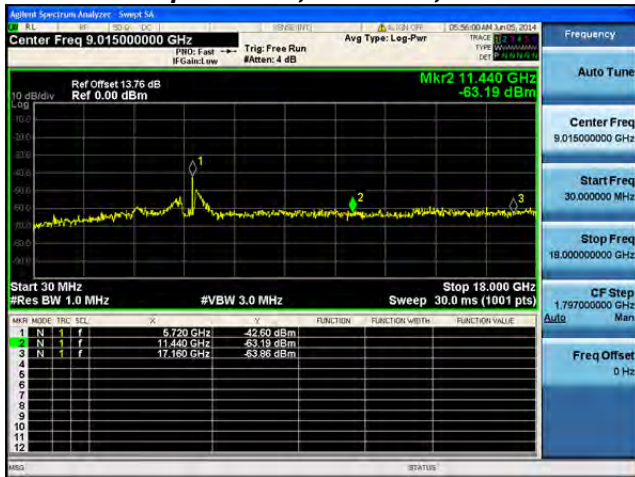
Antenna A



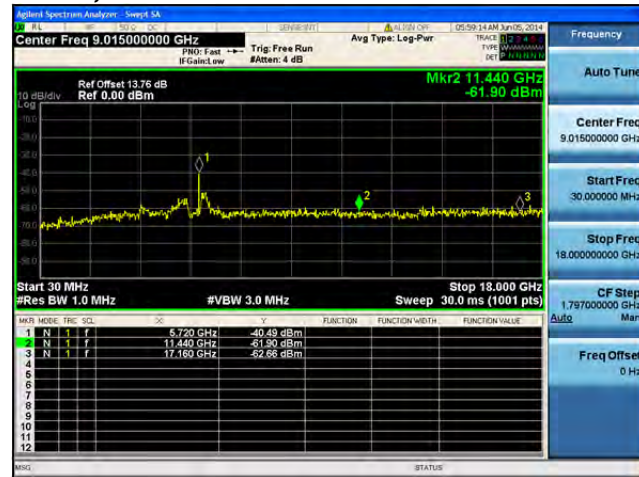
Antenna B



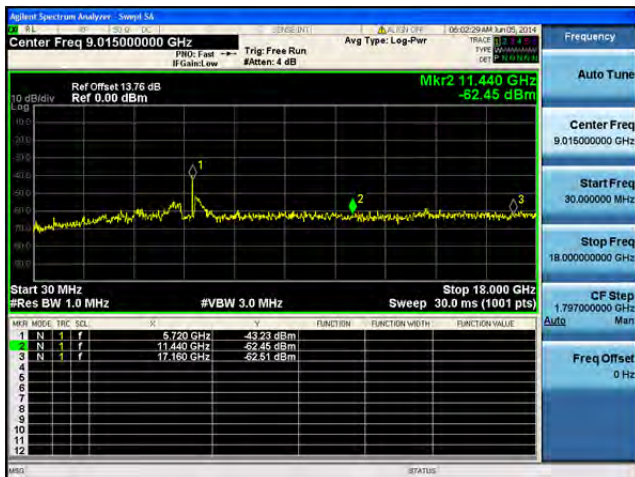
Conducted Spurs Peak, 5720 MHz, HT/VHT20 STBC, M0 to M7, M0.1 to M9.1



Antenna A



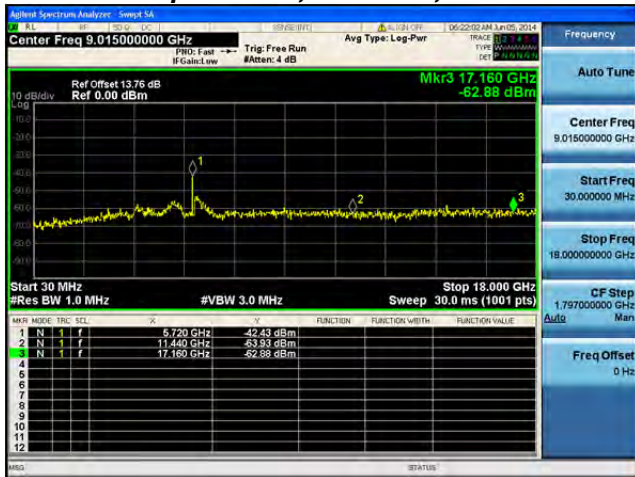
Antenna B



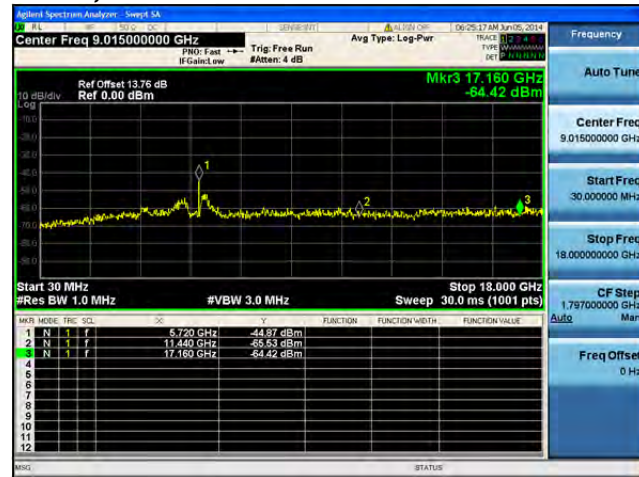
Antenna C



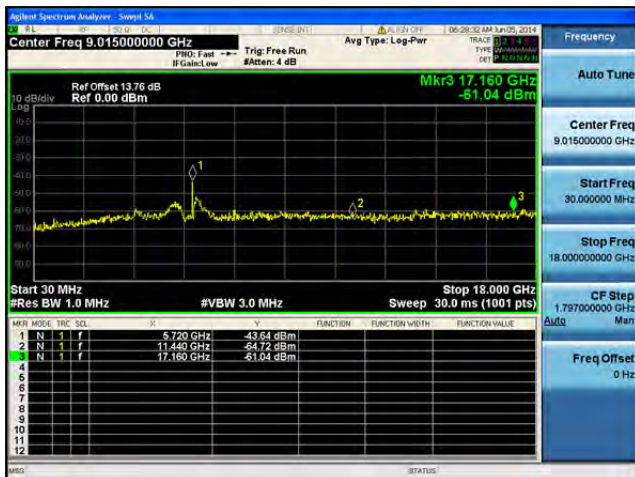
Conducted Spurs Peak, 5720 MHz, HT/VHT20 STBC, M0 to M7, M0.1 to M9.1



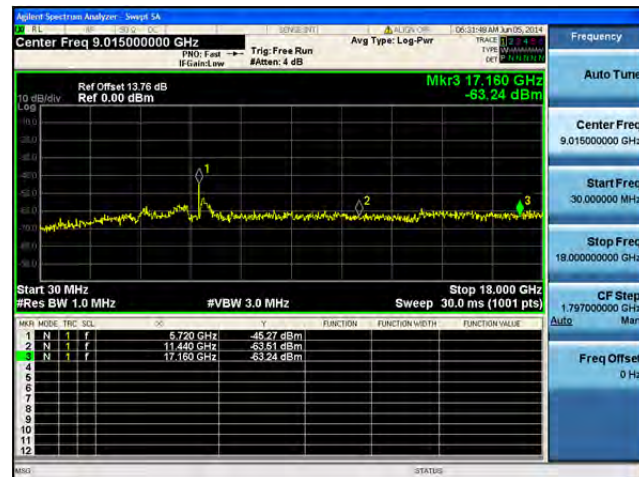
Antenna A



Antenna B



Antenna C



Antenna D



Conducted Bandedge Peak

15.407: For transmitters operating in the 5.25-5.35 and 5.47-5.725 GHz band: all emissions outside of the 5.25-5.35 and 5.47-5.725 GHz bands shall not exceed an EIRP of -27dBm/MHz.

Connect the antenna port(s) to the spectrum analyzer input. Place the radio in continuous transmit mode. Configure the spectrum analyzer as shown below (be sure to enter all losses between the transmitter output and the spectrum analyzer).

Span:	30 MHz-40 GHz
Reference Level:	20 dBm
Attenuation:	10 dB
Sweep Time:	10 s
Resolution Bandwidth:	1 MHz
Video Bandwidth:	3 MHz
Detector:	Peak
Trace:	Single
Marker:	Peak

Record the marker waveform peak to spur difference



Frequency (MHz)	Mode	Tx Paths	Correlated Antenna Gain (dBi)	Tx 1 Bandedge Level (dBm)	Tx 2 Bandedge Level (dBm)	Tx 3 Bandedge Level (dBm)	Tx 4 Bandedge Level (dBm)	Total Tx Bandedge Level (dBm)	Limit (dBm)	Margin (dB)
5500	Non HT/VHT20, 6 to 54 Mbps	1	4	-32.3				-28.3	-27	1.3
	Non HT/VHT20, 6 to 54 Mbps	2	4	-33.8	-35.1			-27.4	-27	0.4
	Non HT/VHT20, 6 to 54 Mbps	3	4	-41.2	-44.9	-46.0		-34.8	-27	7.8
	Non HT/VHT20, 6 to 54 Mbps	4	4	-49.4	-49.0	-48.5	-48.0	-38.7	-27	11.7
	Non HT/VHT20 Beam Forming, 6 to 54 Mbps	2	7	-39.1	-40.7			-29.8	-27	2.8
	Non HT/VHT20 Beam Forming, 6 to 54 Mbps	3	9	-48.2	-45.3	-47.3		-33.2	-27	6.2
	Non HT/VHT20 Beam Forming, 6 to 54 Mbps	4	10	-49.4	-49.0	-48.5	-48.0	-32.7	-27	5.7
	HT/VHT20, M0 to M7, M0.1 to M9.1	1	4	-34.6				-30.6	-27	3.6
	HT/VHT20, M0 to M7, M0.1 to M9.1	2	4	-34.6	-34.5			-27.5	-27	0.5
	HT/VHT20, M8 to M15, M0.2 to M9.2	2	4	-34.6	-34.5			-27.5	-27	0.5
	HT/VHT20, M0 to M7, M0.1 to M9.1	3	4	-39.0	-44.1	-45.8		-33.2	-27	6.2
	HT/VHT20, M8 to M15, M0.2 to M9.2	3	4	-34.6	-34.5	-41.1		-27.1	-27	0.1
	HT/VHT20, M16 to M23, M0.3 to M9.3	3	4	-34.6	-34.5	-41.1		-27.1	-27	0.1
	HT/VHT20, M0 to M7, M0.1 to M9.1	4	4	-47.8	-47.5	-48.1	-47.2	-37.6	-27	10.6
	HT/VHT20, M8 to M15, M0.2 to M9.2	4	4	-39.0	-44.1	-45.8	-38.5	-30.8	-27	3.8
	HT/VHT20, M16 to M23, M0.3 to M9.3	4	4	-39.3	-37.9	-42.4	-34.9	-27.8	-27	0.8
	HT/VHT20 Beam Forming, M0 to M7, M0.1 to M9.1	2	7	-39.3	-37.9			-28.5	-27	1.5
	HT/VHT20 Beam Forming, M8 to M15, M0.2 to M9.2	2	4	-34.6	-34.5			-27.5	-27	0.5
	HT/VHT20 Beam Forming, M0 to M7, M0.1 to M9.1	3	9	-47.2	-47.4	-48.1		-34.0	-27	7.0
	HT/VHT20 Beam Forming, M8 to M15, M0.2 to M9.2	3	6	-39.3	-37.9	-42.4		-28.9	-27	1.9
	HT/VHT20 Beam Forming, M16 to M23, M0.3 to M9.3	3	4	-34.6	-34.5	-41.1		-27.1	-27	0.1
	HT/VHT20 Beam Forming, M0 to M7, M0.1 to M9.1	4	10	-49.9	-49.4	-48.2	-48.3	-32.9	-27	5.9
	HT/VHT20 Beam Forming, M8 to M15, M0.2 to M9.2	4	7	-46.2	-45.5	-47.2	-40.6	-31.0	-27	4.0
	HT/VHT20 Beam Forming, M16 to M23, M0.3 to M9.3	4	5	-39.0	-44.1	-45.8	-38.5	-29.6	-27	2.6
HT/VHT20 STBC, M0 to M7, M0.1 to M9.1	2	4	-34.6	-34.5			-27.5	-27	0.5	
HT/VHT20 STBC, M0 to M7, M0.1 to M9.1	3	4	-34.6	-34.5	-41.1		-27.1	-27	0.1	
HT/VHT20 STBC, M0 to M7, M0.1 to M9.1	4	4	-39.0	-44.1	-45.8	-38.5	-30.8	-27	3.8	
5510	Non HT/VHT40, 6 to 54 Mbps	1	4	-34.4				-30.4	-27	3.4
	Non HT/VHT40, 6 to 54 Mbps	2	4	-34.6	-34.3			-27.4	-27	0.4
	Non HT/VHT40, 6 to 54 Mbps	3	4	-38.8	-38.1	-34.5		-27.9	-27	0.9
	Non HT/VHT40, 6 to 54 Mbps	4	4	-37.6	-34.8	-42.1	-37.2	-27.2	-27	0.2
	HT/VHT40, M0 to M7, M0.1 to M9.1	1	4	-32.2				-28.2	-27	1.2
	HT/VHT40, M0 to M7, M0.1 to M9.1	2	4	-34.2	-34.1			-27.1	-27	0.1



	HT/VHT40, M8 to M15, M0.2 to M9.2	2	4	-34.2	-34.1			-27.1	-27	0.1
	HT/VHT40, M0 to M7, M0.1 to M9.1	3	4	-35.6	-35.7	-36.6		-27.2	-27	0.2
	HT/VHT40, M8 to M15, M0.2 to M9.2	3	4	-35.6	-35.7	-36.6		-27.2	-27	0.2
	HT/VHT40, M16 to M23, M0.3 to M9.3	3	4	-35.6	-35.7	-36.6		-27.2	-27	0.2
	HT/VHT40, M0 to M7, M0.1 to M9.1	4	4	-39.8	-37.4	-36.0	-36.8	-27.3	-27	0.3
	HT/VHT40, M8 to M15, M0.2 to M9.2	4	4	-39.8	-37.4	-36.0	-36.8	-27.3	-27	0.3
	HT/VHT40, M16 to M23, M0.3 to M9.3	4	4	-39.8	-37.4	-36.0	-36.8	-27.3	-27	0.3
	HT/VHT40 Beam Forming, M0 to M7, M0.1 to M9.1	2	7	-39.8	-37.4			-28.4	-27	1.4
	HT/VHT40 Beam Forming, M8 to M15, M0.2 to M9.2	2	4	-34.2	-34.1			-27.1	-27	0.1
	HT/VHT40 Beam Forming, M0 to M7, M0.1 to M9.1	3	9	-41.3	-41.8	-39.4		-27.1	-27	0.1
	HT/VHT40 Beam Forming, M8 to M15, M0.2 to M9.2	3	6	-39.6	-38.7	-39.1		-28.5	-27	1.5
	HT/VHT40 Beam Forming, M16 to M23, M0.3 to M9.3	3	4	-35.6	-35.7	-36.6		-27.2	-27	0.2
	HT/VHT40 Beam Forming, M0 to M7, M0.1 to M9.1	4	10	-44.4	-44.0	-44.0	-41.3	-27.2	-27	0.2
	HT/VHT40 Beam Forming, M8 to M15, M0.2 to M9.2	4	7	-41.3	-41.8	-39.4	-38.9	-27.2	-27	0.2
	HT/VHT40 Beam Forming, M16 to M23, M0.3 to M9.3	4	5	-39.6	-38.7	-39.1	-36.9	-27.2	-27	0.2
	HT/VHT40 STBC, M0 to M7, M0.1 to M9.1	2	4	-34.2	-34.1			-27.1	-27	0.1
	HT/VHT40 STBC, M0 to M7, M0.1 to M9.1	3	4	-35.6	-35.7	-36.6		-27.2	-27	0.2
	HT/VHT40 STBC, M0 to M7, M0.1 to M9.1	4	4	-39.8	-37.4	-36.0	-36.8	-27.3	-27	0.3

5530	Non HT/VHT80, 6 to 54 Mbps	1	4	-34.5				-30.5	-27	3.5
	Non HT/VHT80, 6 to 54 Mbps	2	4	-32.1	-38.0			-27.1	-27	0.1
	Non HT/VHT80, 6 to 54 Mbps	3	4	-35.4	-40.2	-34.6		-27.4	-27	0.4
	Non HT/VHT80, 6 to 54 Mbps	4	4	-39.2	-39.2	-34.9	-41.5	-28.0	-27	1.0
	HT/VHT80, M0 to M7, M0.1 to M9.1	1	4	-32.1				-28.1	-27	1.1
	HT/VHT80, M0 to M7, M0.1 to M9.1	2	4	-37.2	-34.6			-28.7	-27	1.7
	HT/VHT80, M8 to M15, M0.2 to M9.2	2	4	-37.2	-34.6			-28.7	-27	1.7
	HT/VHT80, M0 to M7, M0.1 to M9.1	3	4	-38.7	-38.8	-37.3		-29.4	-27	2.4
	HT/VHT80, M8 to M15, M0.2 to M9.2	3	4	-38.7	-38.8	-37.3		-29.4	-27	2.4
	HT/VHT80, M16 to M23, M0.3 to M9.3	3	4	-38.7	-38.8	-37.3		-29.4	-27	2.4
	HT/VHT80, M0 to M7, M0.1 to M9.1	4	4	-40.1	-39.1	-39.2	-38.2	-29.1	-27	2.1
	HT/VHT80, M8 to M15, M0.2 to M9.2	4	4	-40.1	-39.1	-39.2	-38.2	-29.1	-27	2.1
	HT/VHT80, M16 to M23, M0.3 to M9.3	4	4	-40.1	-39.1	-39.2	-38.2	-29.1	-27	2.1
	HT/VHT80 Beam Forming, M0 to M7, M0.1 to M9.1	2	7	-40.1	-39.1			-29.6	-27	2.6
	HT/VHT80 Beam Forming, M8 to M15, M0.2 to M9.2	2	4	-37.2	-34.6			-28.7	-27	1.7
	HT/VHT80 Beam Forming, M0 to M7, M0.1 to M9.1	3	9	-45.0	-40.5	-43.6		-29.0	-27	2.0
	HT/VHT80 Beam Forming, M8 to M15, M0.2 to M9.2	3	6	-40.1	-39.1	-39.2		-28.9	-27	1.9
	HT/VHT80 Beam Forming, M16 to M23, M0.3 to M9.3	3	4	-38.7	-38.8	-37.3		-29.4	-27	2.4
	HT/VHT80 Beam Forming, M0 to M7, M0.1 to M9.1	4	10	-46.0	-44.4	-44.9	-43.0	-28.4	-27	1.4
	HT/VHT80 Beam Forming, M8 to M15, M0.2 to M9.2	4	7	-42.6	-41.1	-42.9	-41.5	-28.9	-27	1.9
HT/VHT80 Beam Forming, M16 to M23, M0.3 to M9.3	4	5	-42.4	-41.3	-40.9	-40.3	-29.9	-27	2.9	
HT/VHT80 STBC, M0 to M7, M0.1 to M9.1	2	4	-37.2	-34.6			-28.7	-27	1.7	



HT/VHT80 STBC, M0 to M7, M0.1 to M9.1	3	4	-38.7	-38.8	-37.3		-29.4	-27	2.4
HT/VHT80 STBC, M0 to M7, M0.1 to M9.1	4	4	-40.1	-39.1	-39.2	-38.2	-29.1	-27	2.1



Conducted Bandedge Peak, 5500 MHz, Non HT/VHT20, 6 to 54 Mbps



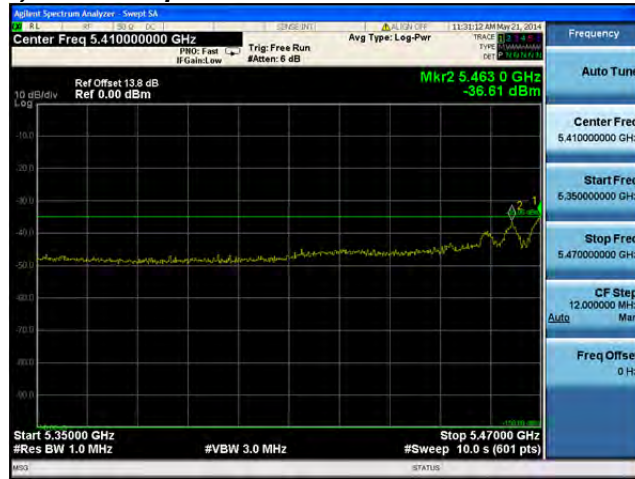
Antenna A



Conducted Bandedge Peak, 5500 MHz, Non HT/VHT20, 6 to 54 Mbps



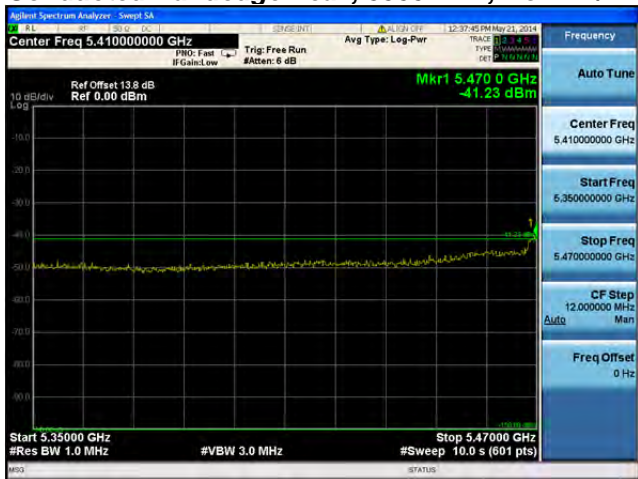
Antenna A



Antenna B

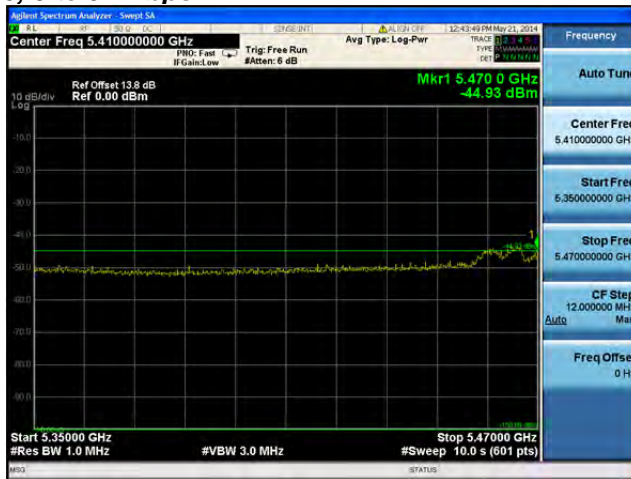


Conducted Bandedge Peak, 5500 MHz, Non HT/VHT20, 6 to 54 Mbps



Antenna A

Antenna B



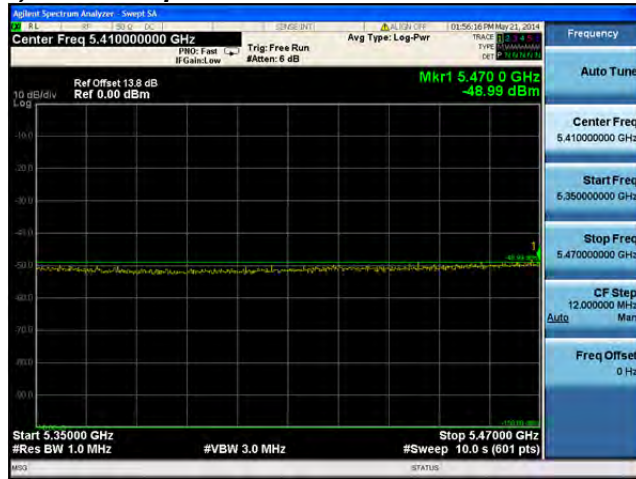
Antenna C



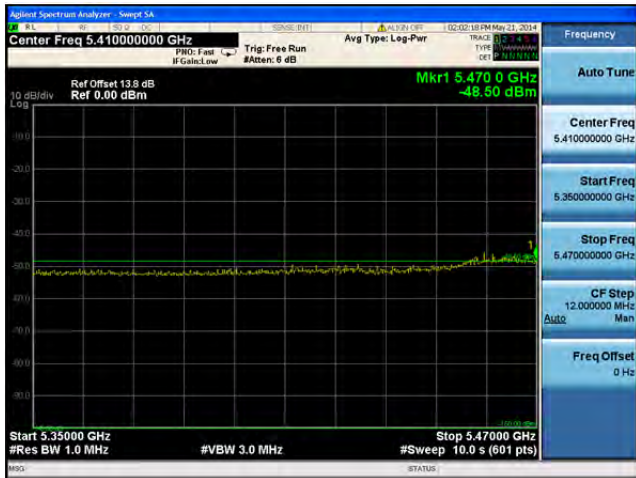
Conducted Bandedge Peak, 5500 MHz, Non HT/VHT20, 6 to 54 Mbps



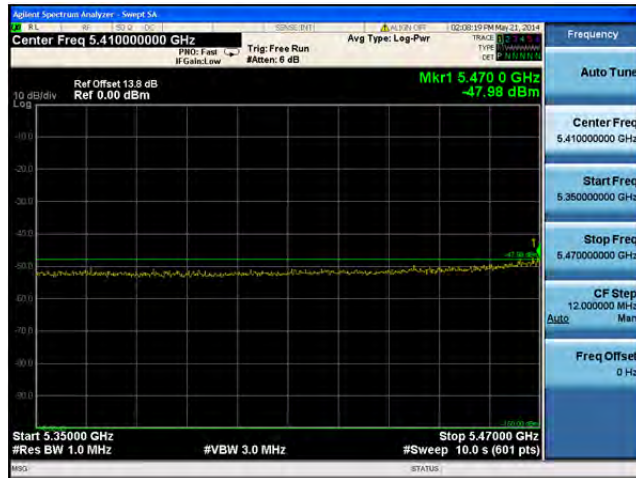
Antenna A



Antenna B



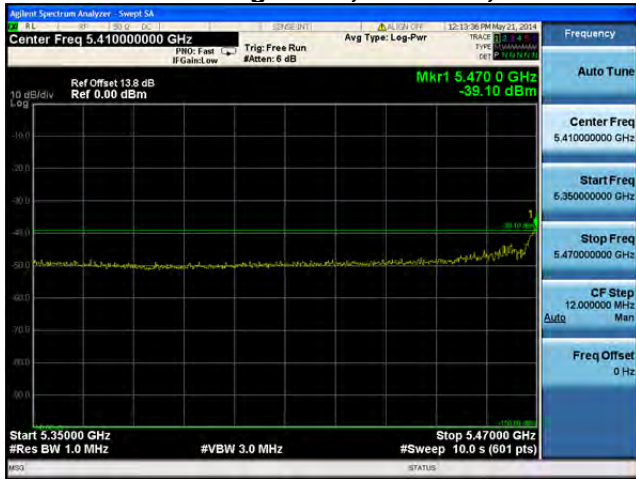
Antenna C



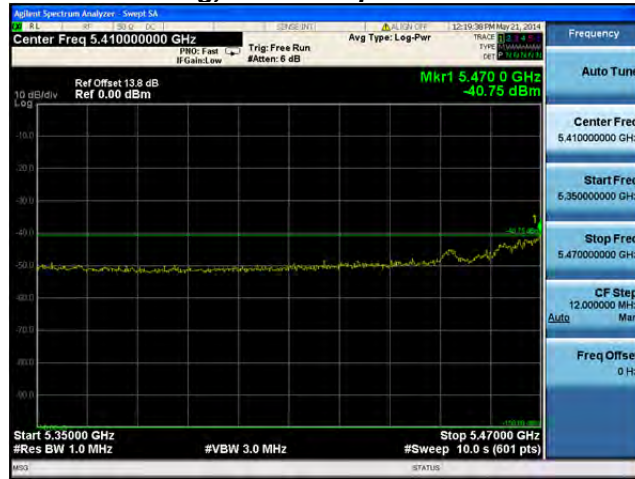
Antenna D



Conducted Bandedge Peak, 5500 MHz, Non HT/VHT20 Beam Forming, 6 to 54 Mbps



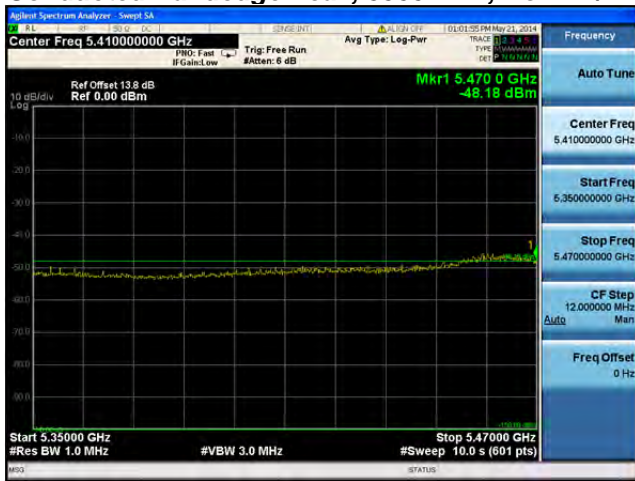
Antenna A



Antenna B

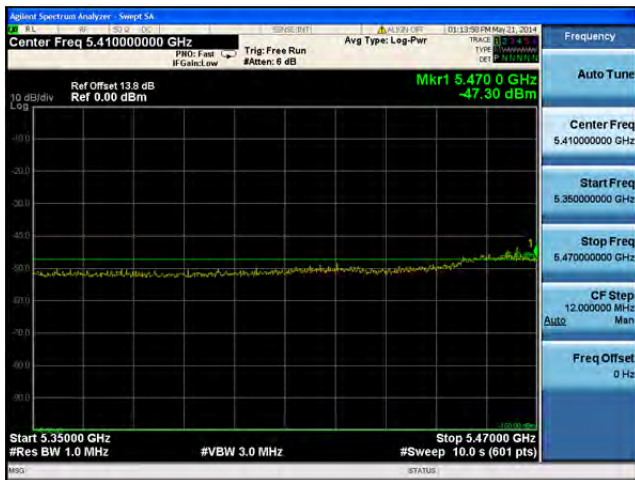
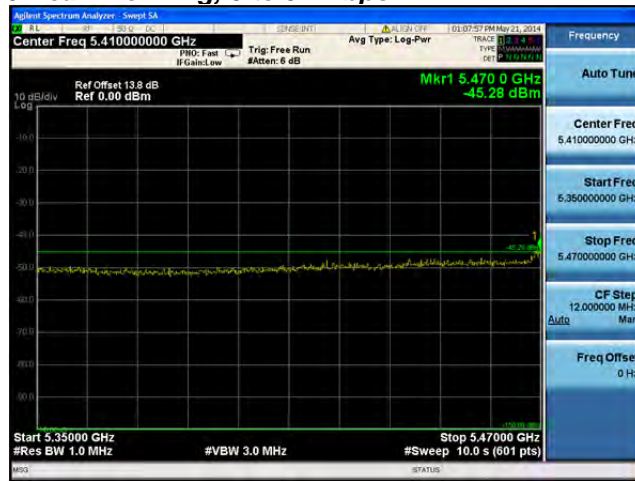


Conducted Bandedge Peak, 5500 MHz, Non HT/VHT20 Beam Forming, 6 to 54 Mbps



Antenna A

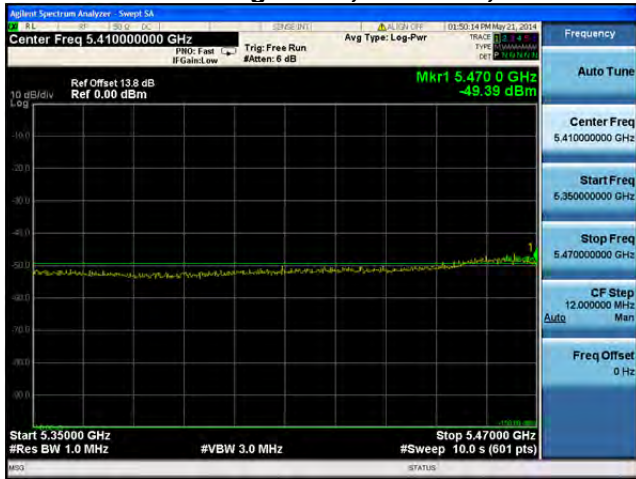
Antenna B



Antenna C

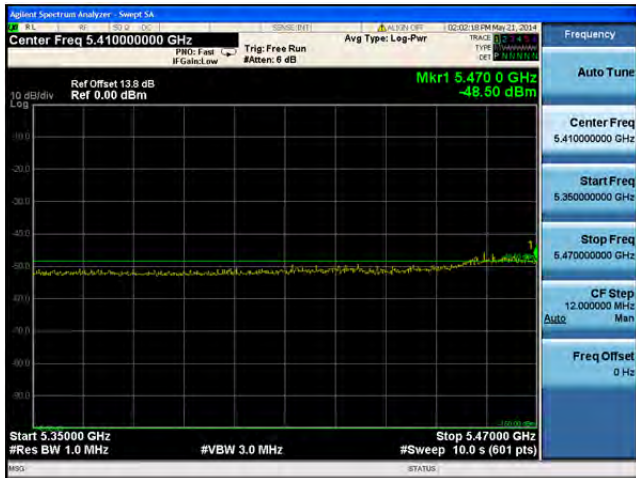
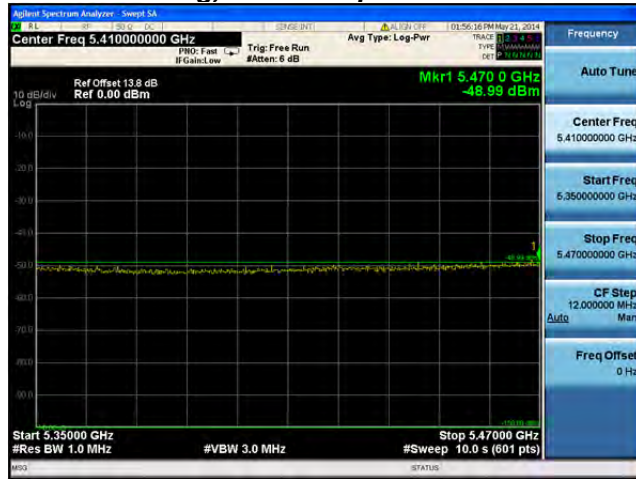


Conducted Bandedge Peak, 5500 MHz, Non HT/VHT20 Beam Forming, 6 to 54 Mbps



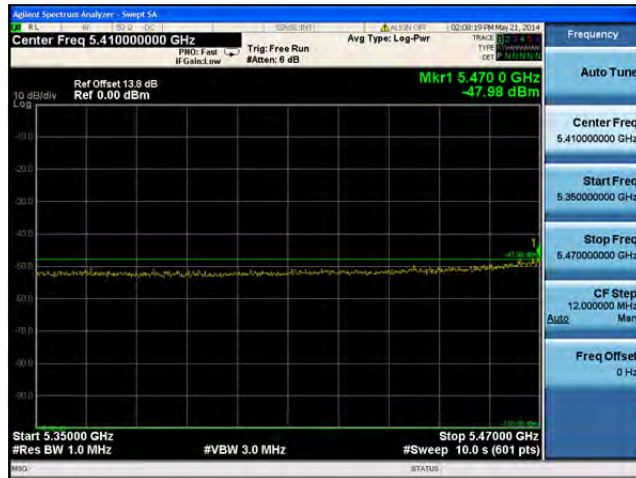
Antenna A

Antenna B



Antenna C

Antenna D





Conducted Bandedge Peak, 5500 MHz, HT/VHT20, M0 to M7, M0.1 to M9.1



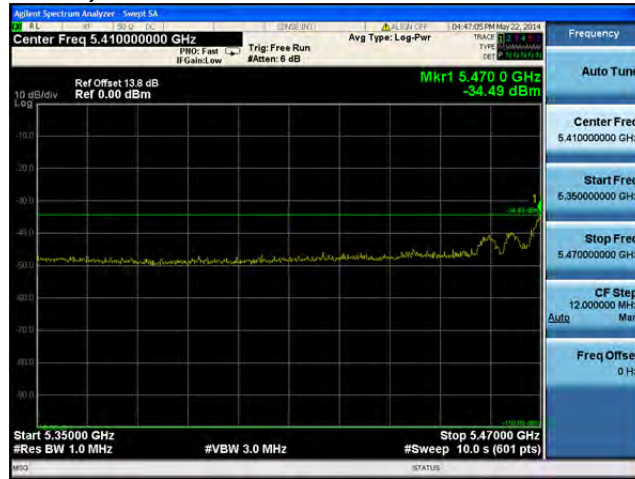
Antenna A



Conducted Bandedge Peak, 5500 MHz, HT/VHT20, M0 to M7, M0.1 to M9.1



Antenna A



Antenna B



Conducted Bandedge Peak, 5500 MHz, HT/VHT20, M8 to M15, M0.2 to M9.2



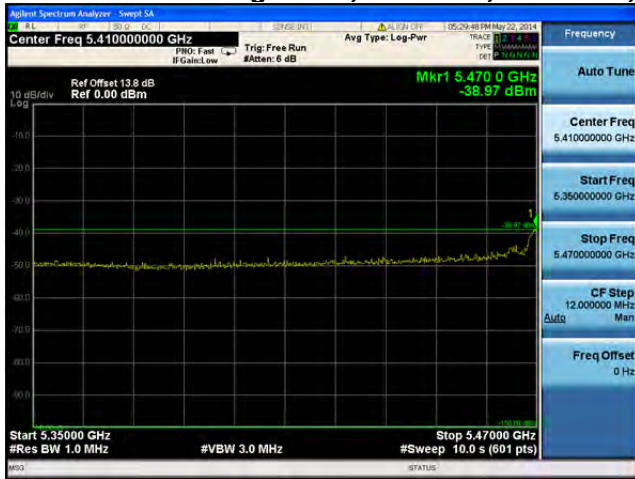
Antenna A



Antenna B

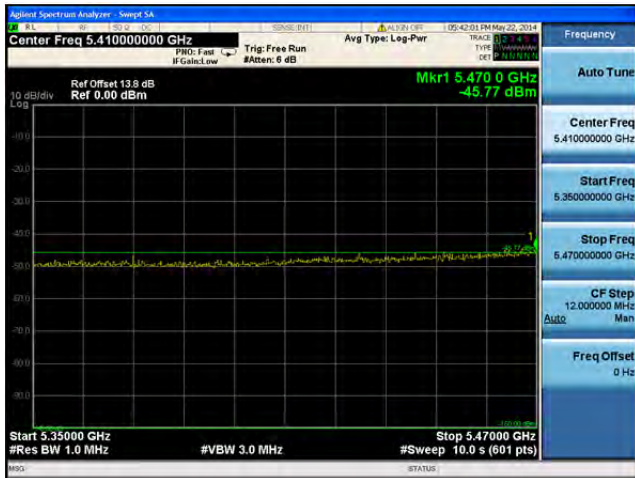
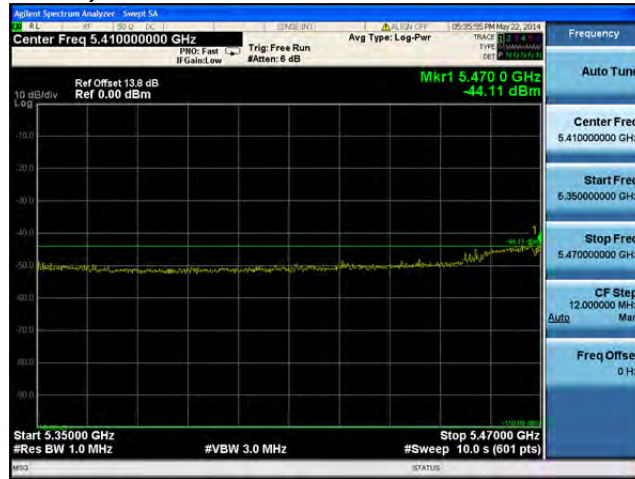


Conducted Bandedge Peak, 5500 MHz, HT/VHT20, M0 to M7, M0.1 to M9.1



Antenna A

Antenna B



Antenna C

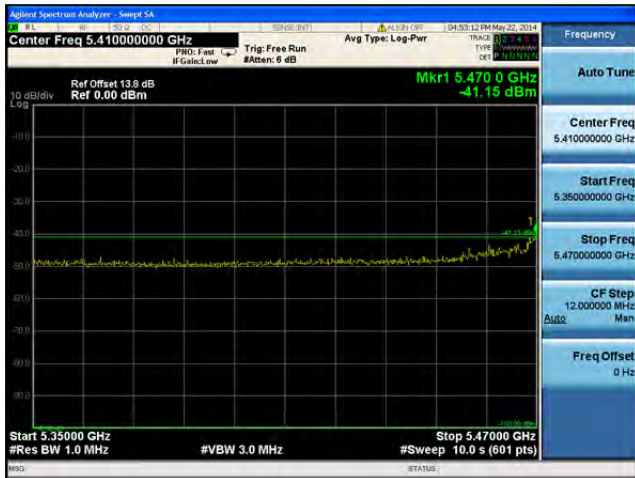
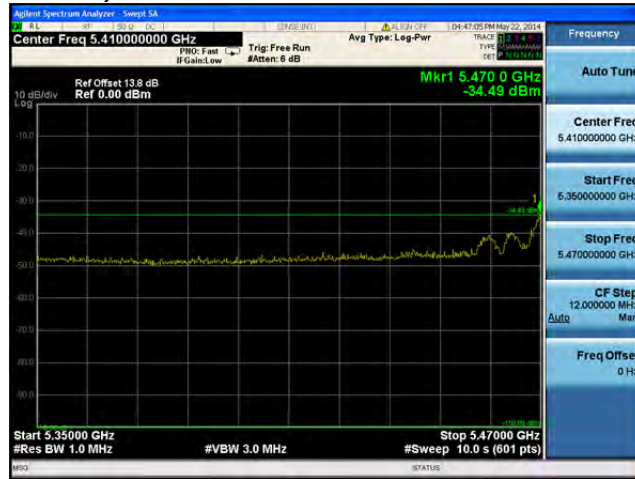


Conducted Bandedge Peak, 5500 MHz, HT/VHT20, M8 to M15, M0.2 to M9.2



Antenna A

Antenna B



Antenna C



Conducted Bandedge Peak, 5500 MHz, HT/VHT20, M16 to M23, M0.3 to M9.3



Antenna A

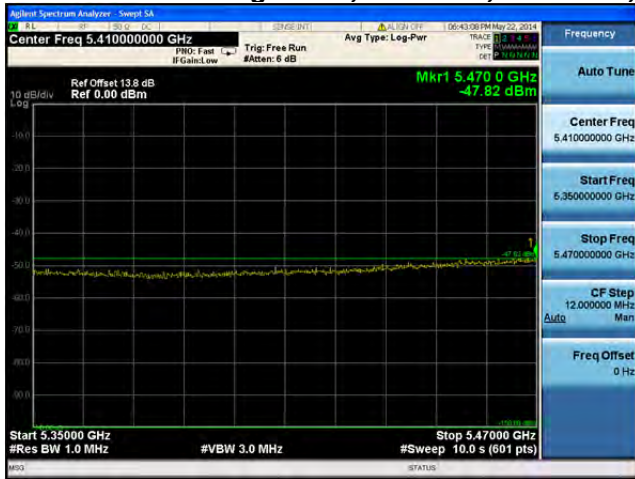
Antenna B



Antenna C

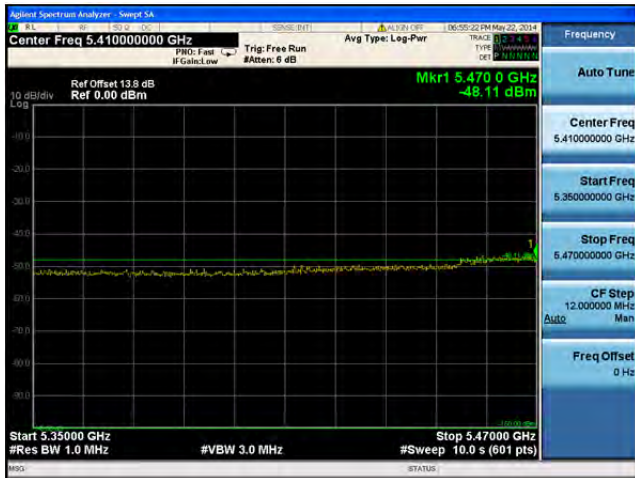
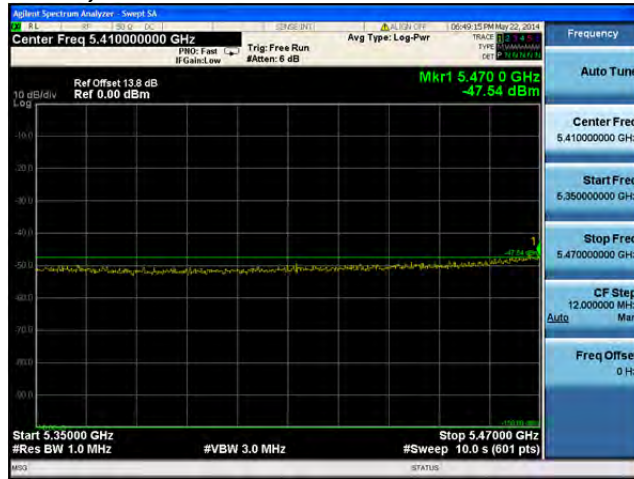


Conducted Bandedge Peak, 5500 MHz, HT/VHT20, M0 to M7, M0.1 to M9.1



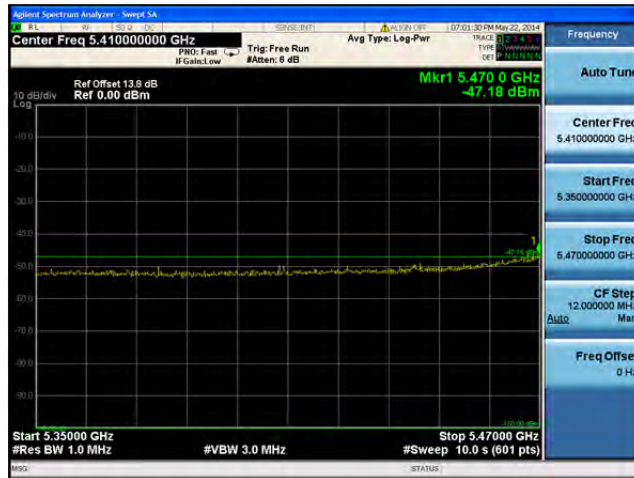
Antenna A

Antenna B



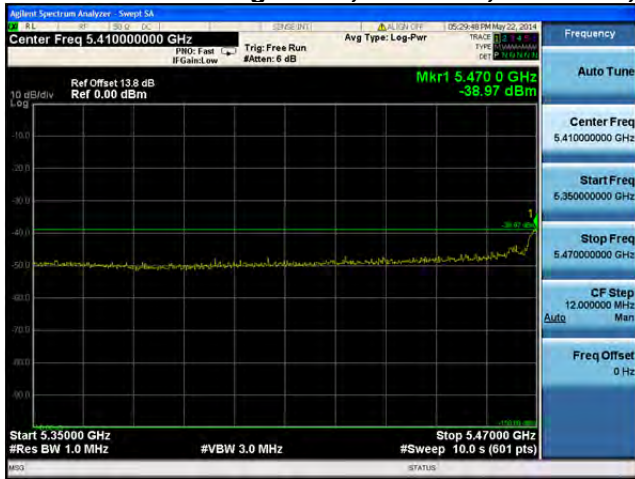
Antenna C

Antenna D



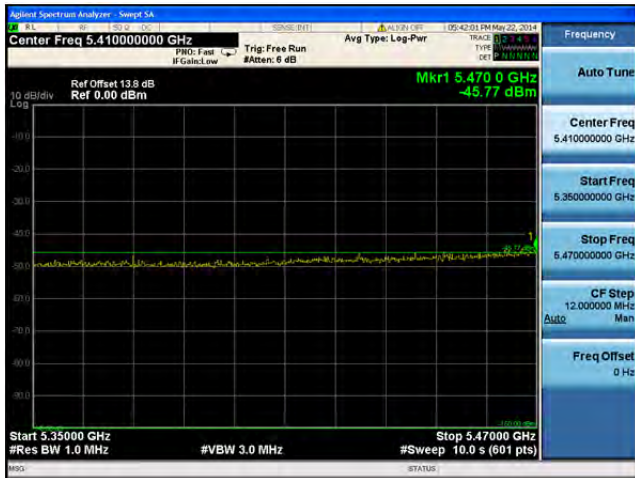
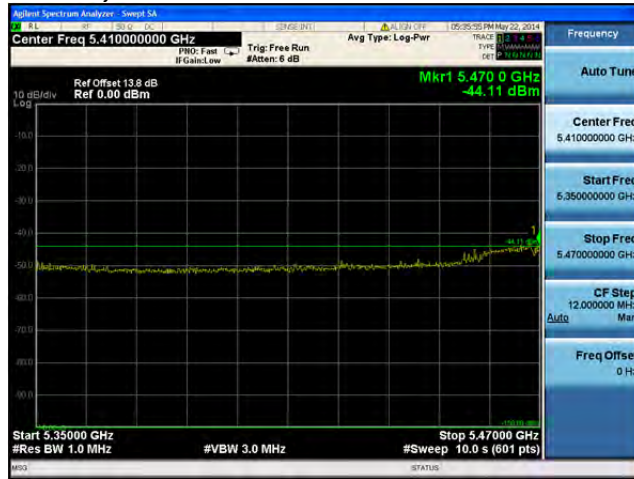


Conducted Bandedge Peak, 5500 MHz, HT/VHT20, M8 to M15, M0.2 to M9.2



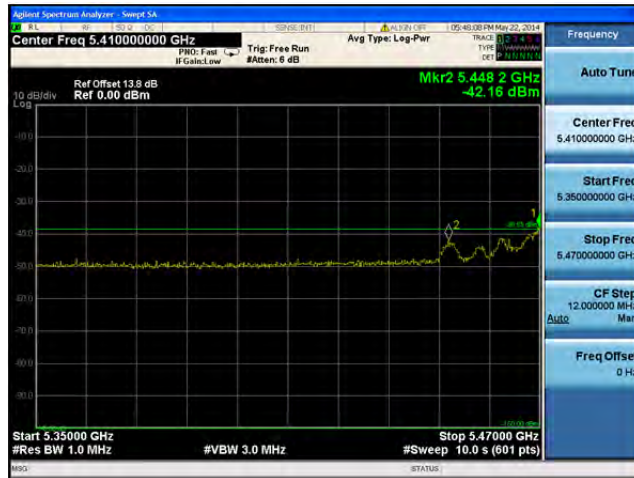
Antenna A

Antenna B



Antenna C

Antenna D



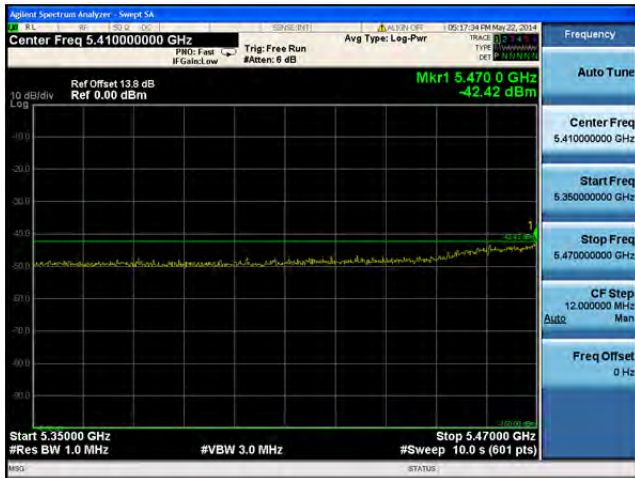
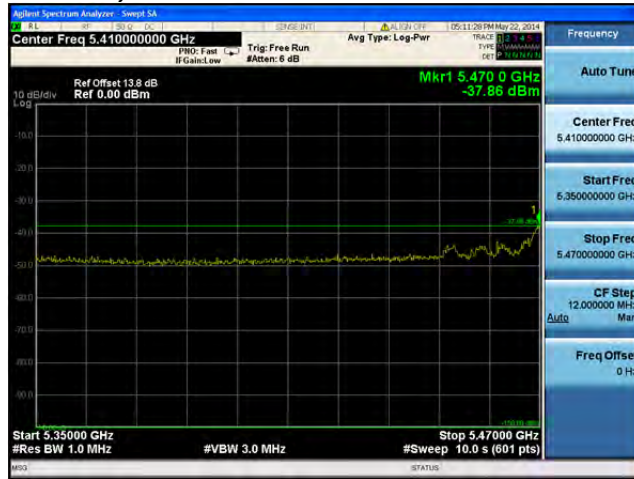


Conducted Bandedge Peak, 5500 MHz, HT/VHT20, M16 to M23, M0.3 to M9.3



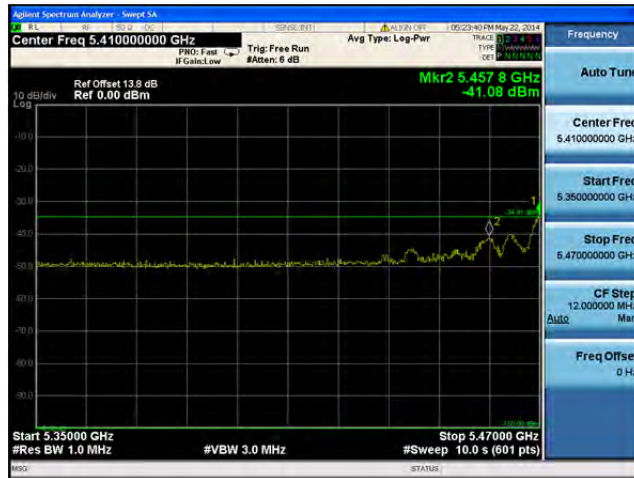
Antenna A

Antenna B



Antenna C

Antenna D

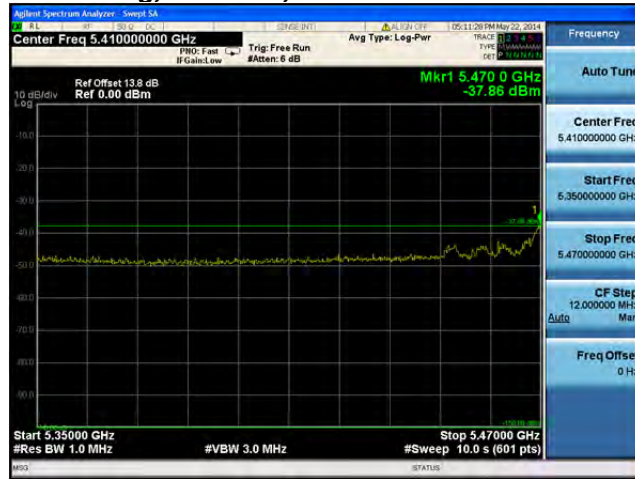




Conducted Bandedge Peak, 5500 MHz, HT/VHT20 Beam Forming, M0 to M7, M0.1 to M9.1



Antenna A



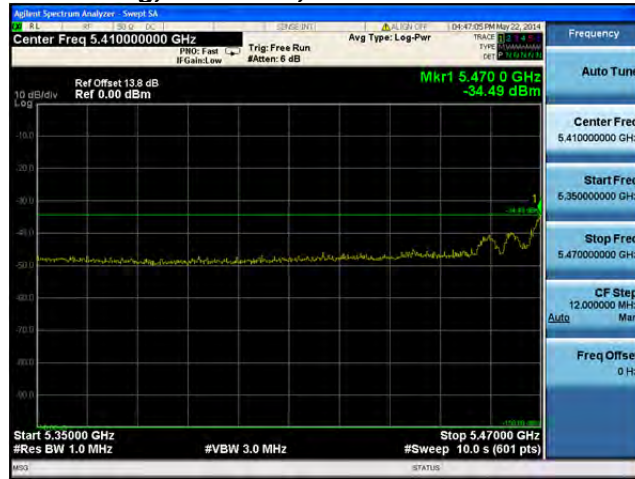
Antenna B



Conducted Bandedge Peak, 5500 MHz, HT/VHT20 Beam Forming, M8 to M15, M0.2 to M9.2



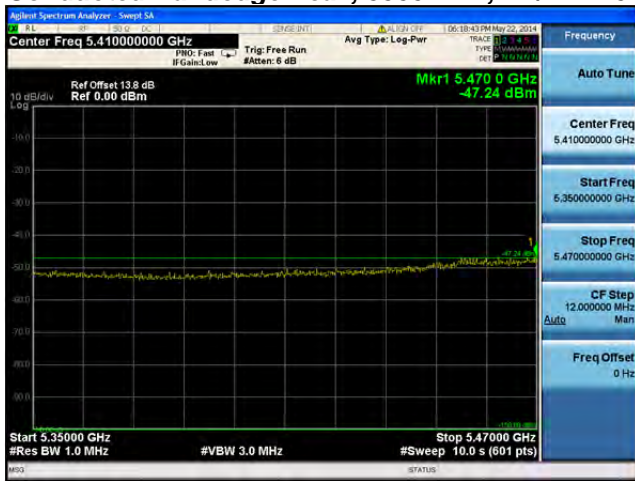
Antenna A



Antenna B

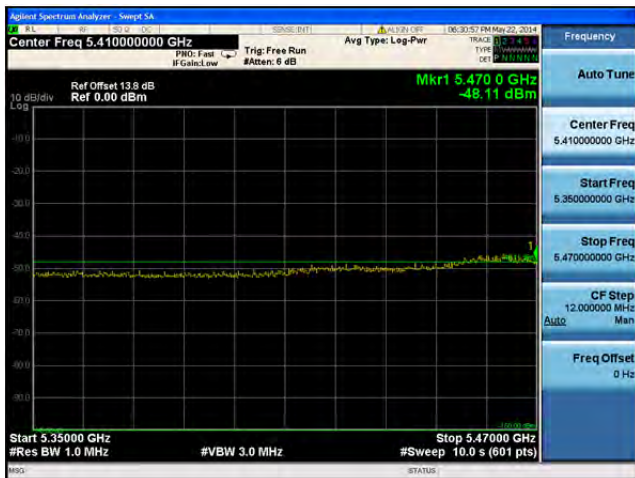
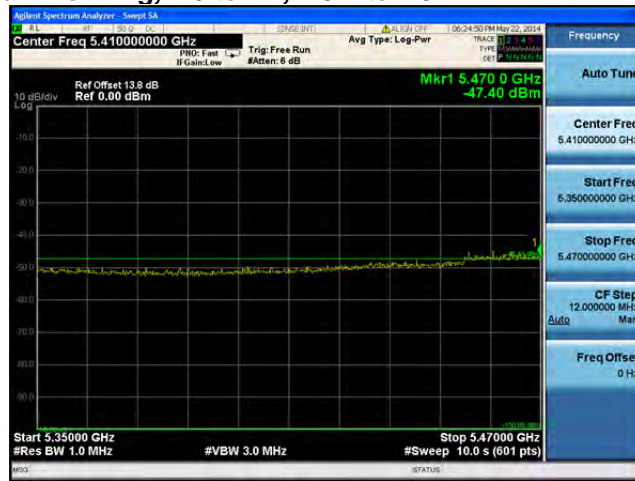


Conducted Bandedge Peak, 5500 MHz, HT/VHT20 Beam Forming, M0 to M7, M0.1 to M9.1



Antenna A

Antenna B



Antenna C

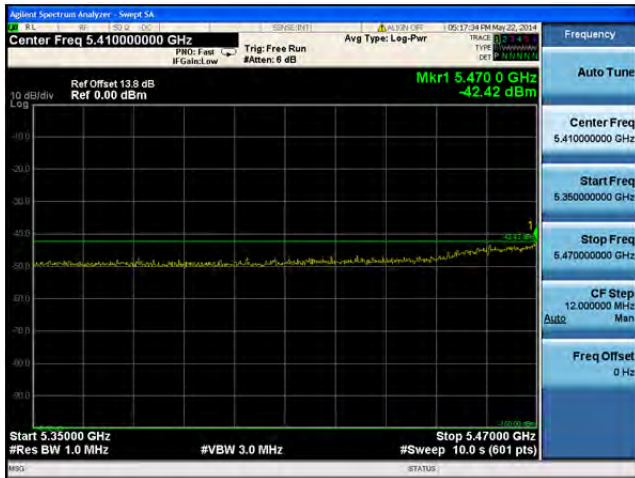
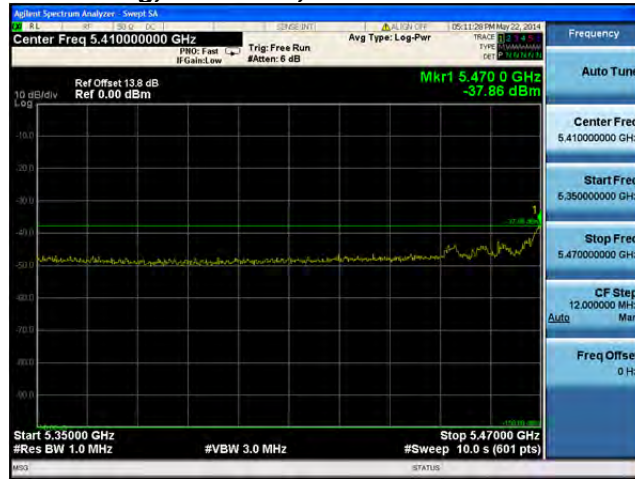


Conducted Bandedge Peak, 5500 MHz, HT/VHT20 Beam Forming, M8 to M15, M0.2 to M9.2



Antenna A

Antenna B



Antenna C



Conducted Bandedge Peak, 5500 MHz, HT/VHT20 Beam Forming, M16 to M23, M0.3 to M9.3



Antenna A

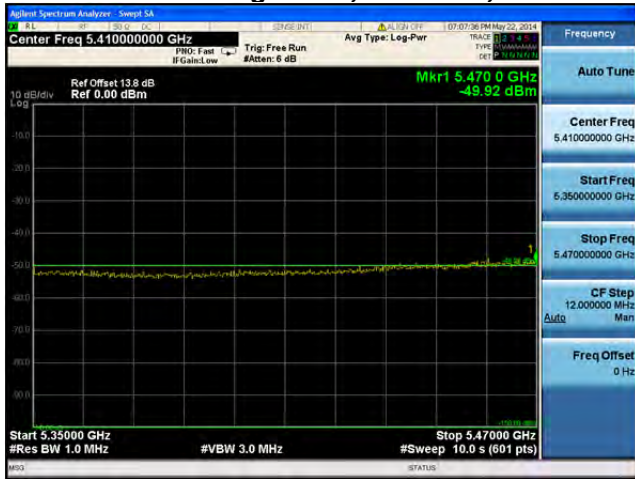
Antenna B



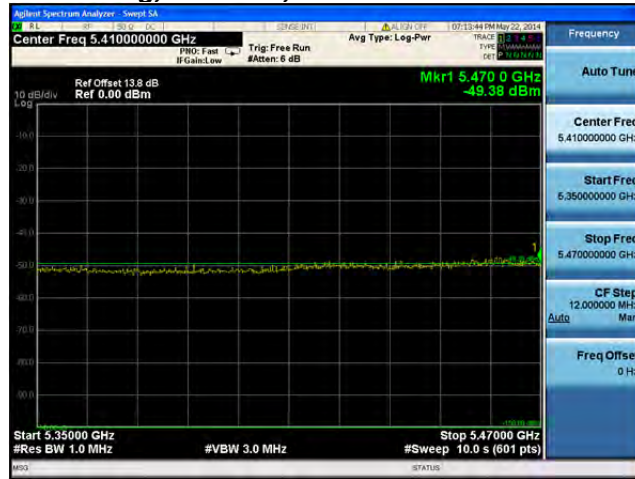
Antenna C



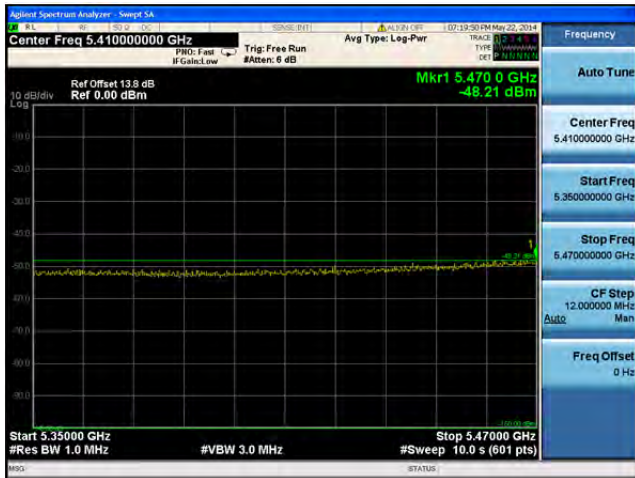
Conducted Bandedge Peak, 5500 MHz, HT/VHT20 Beam Forming, M0 to M7, M0.1 to M9.1



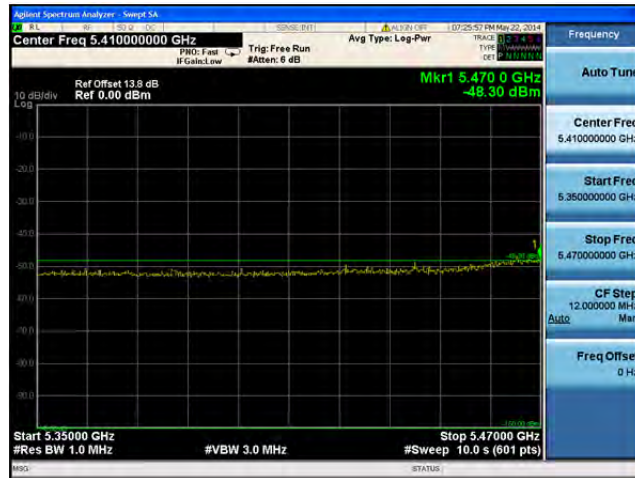
Antenna A



Antenna B



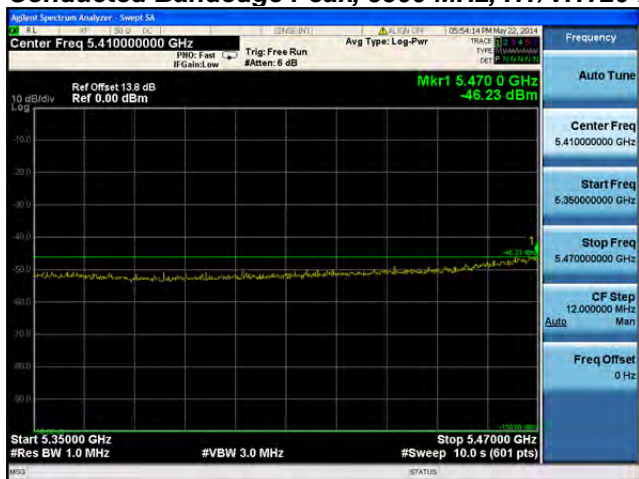
Antenna C



Antenna D

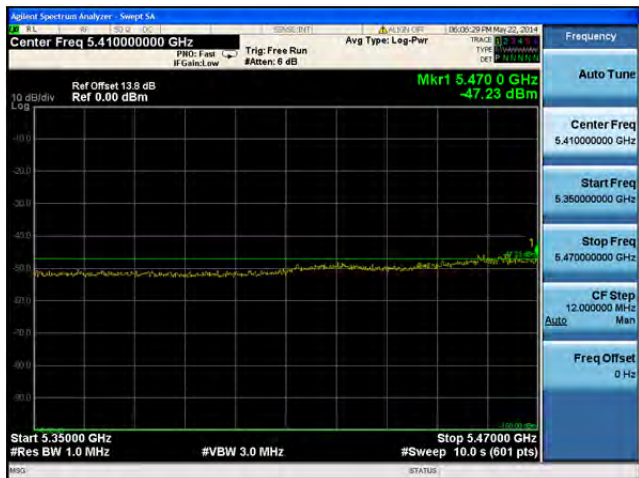
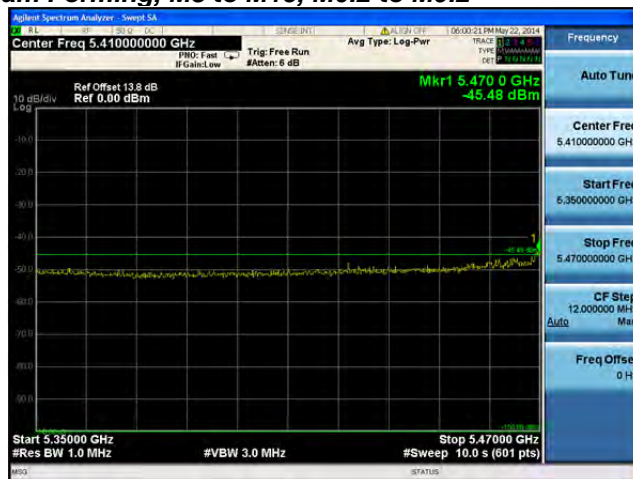


Conducted Bandedge Peak, 5500 MHz, HT/VHT20 Beam Forming, M8 to M15, M0.2 to M9.2



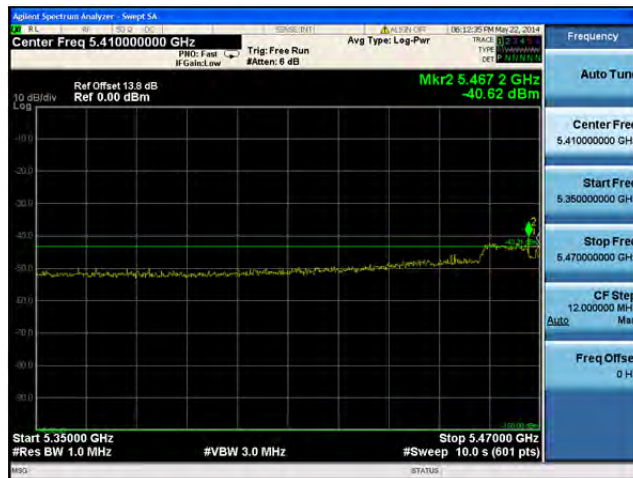
Antenna A

Antenna B



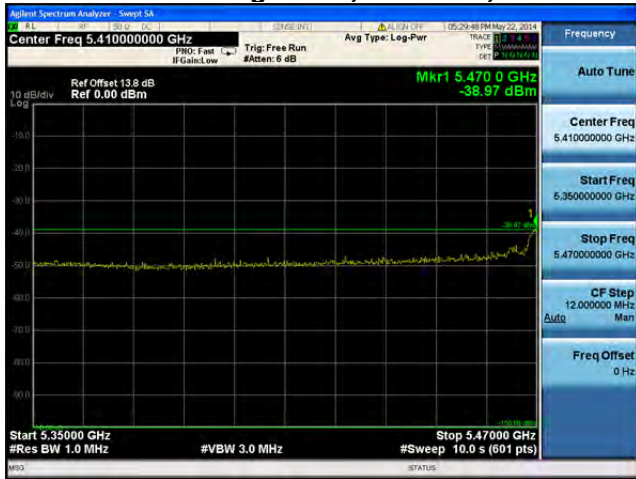
Antenna C

Antenna D



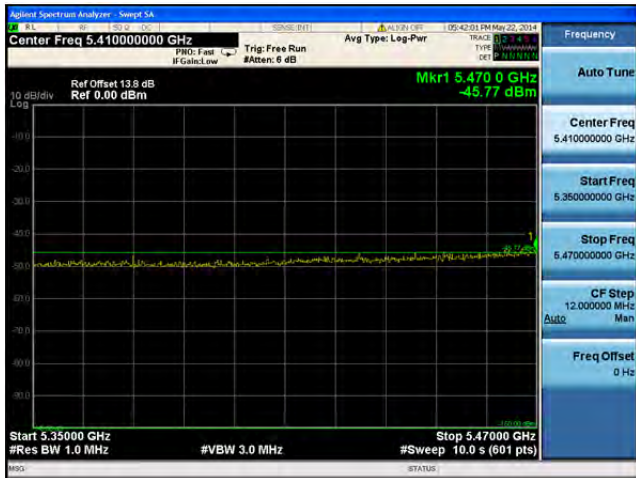
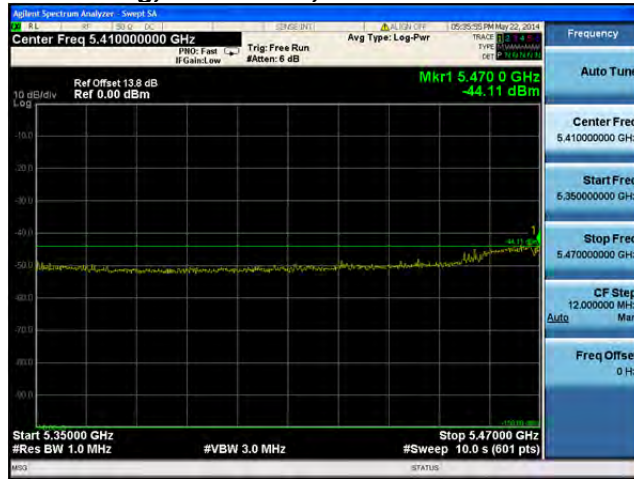


Conducted Bandedge Peak, 5500 MHz, HT/VHT20 Beam Forming, M16 to M23, M0.3 to M9.3



Antenna A

Antenna B



Antenna C

Antenna D

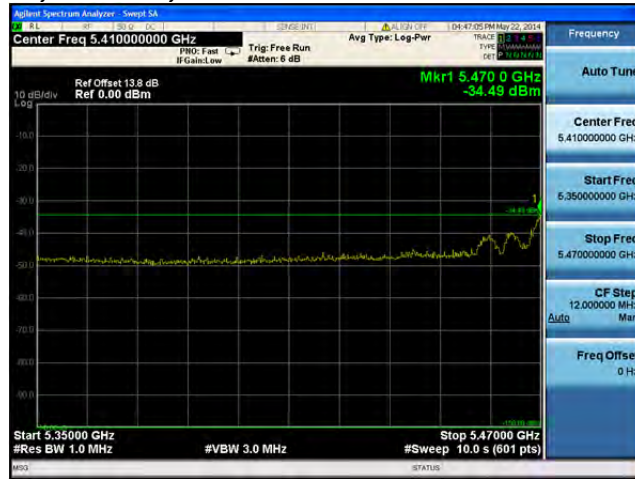




Conducted Bandedge Peak, 5500 MHz, HT/VHT20 STBC, M0 to M7, M0.1 to M9.1



Antenna A



Antenna B

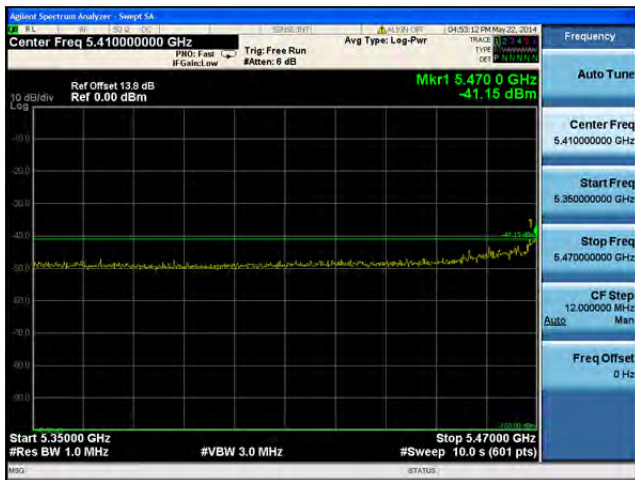


Conducted Bandedge Peak, 5500 MHz, HT/VHT20 STBC, M0 to M7, M0.1 to M9.1



Antenna A

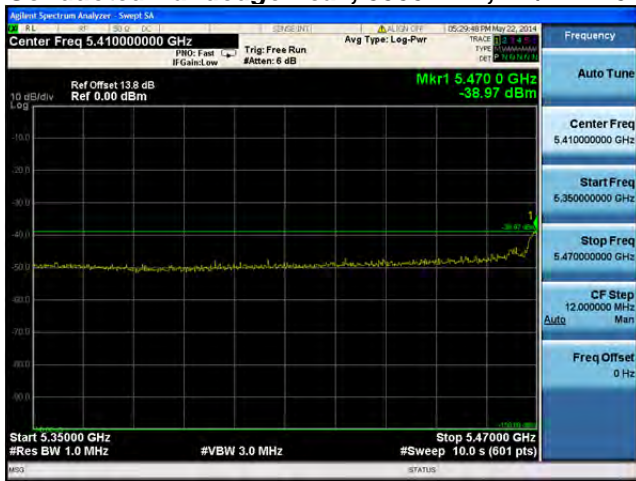
Antenna B



Antenna C

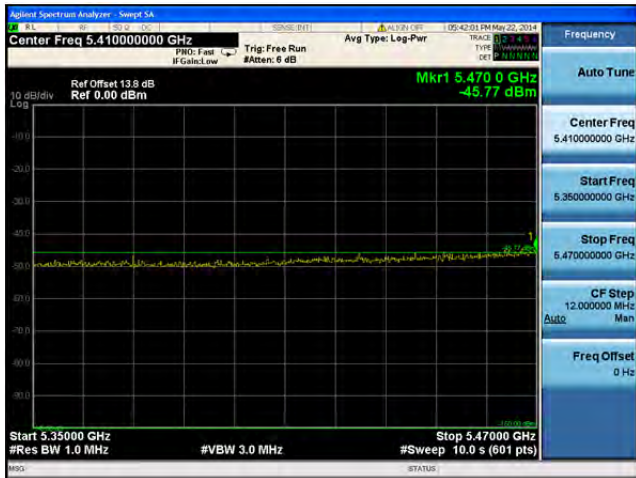
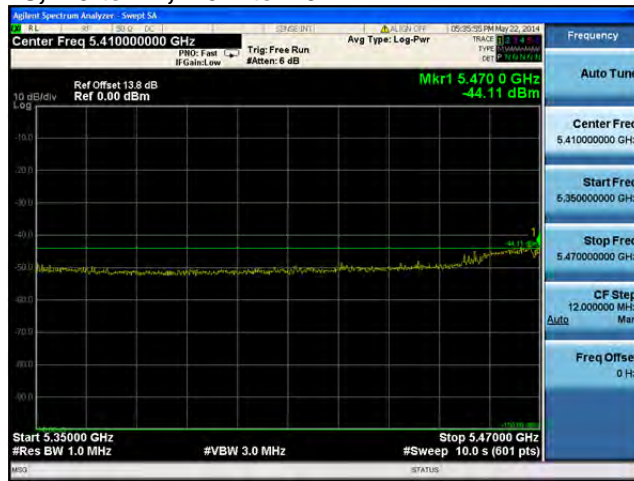


Conducted Bandedge Peak, 5500 MHz, HT/VHT20 STBC, M0 to M7, M0.1 to M9.1



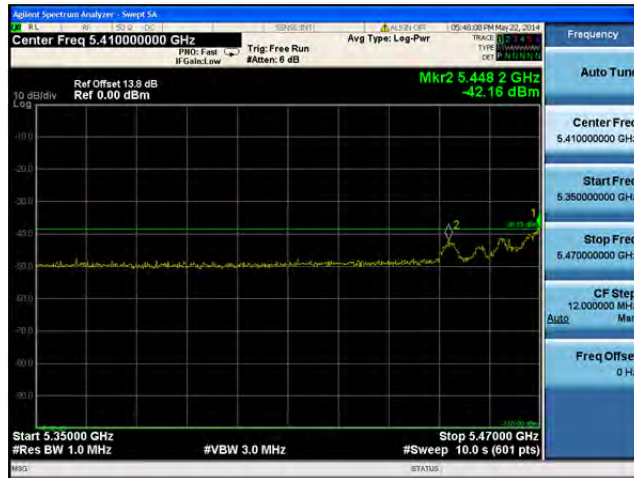
Antenna A

Antenna B



Antenna C

Antenna D





Conducted Bandedge Peak, 5510 MHz, Non HT/VHT40, 6 to 54 Mbps



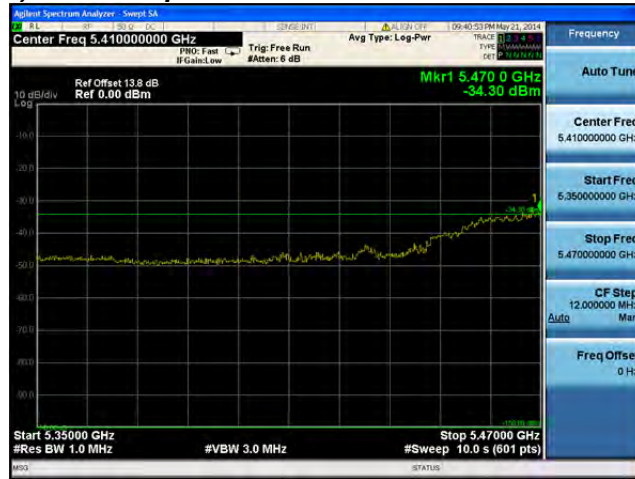
Antenna A



Conducted Bandedge Peak, 5510 MHz, Non HT/VHT40, 6 to 54 Mbps



Antenna A



Antenna B

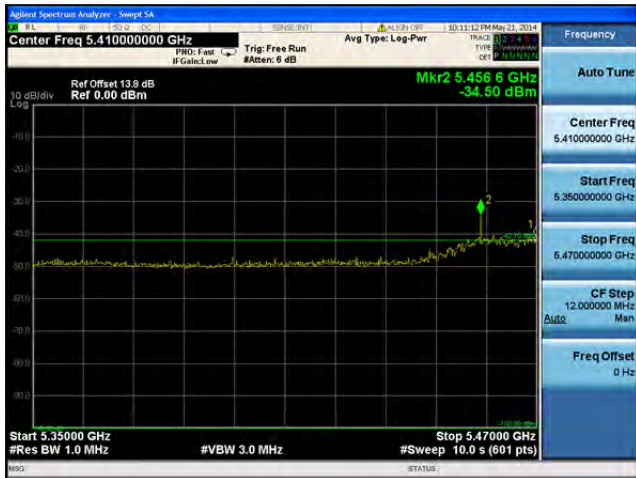
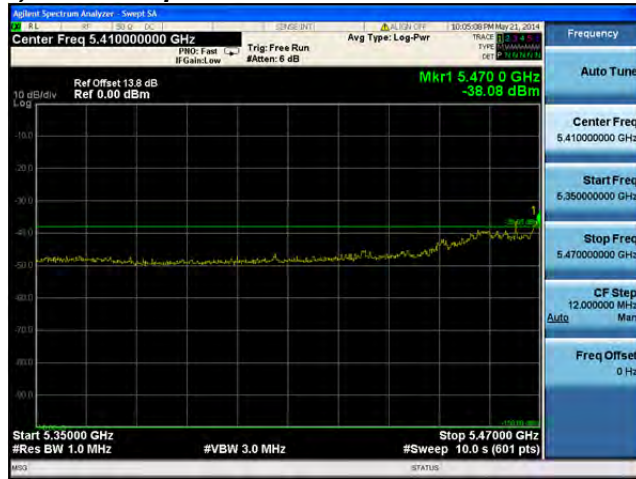


Conducted Bandedge Peak, 5510 MHz, Non HT/VHT40, 6 to 54 Mbps



Antenna A

Antenna B



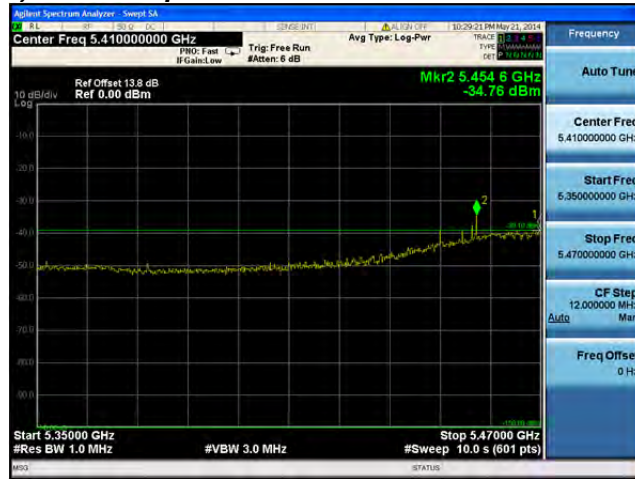
Antenna C



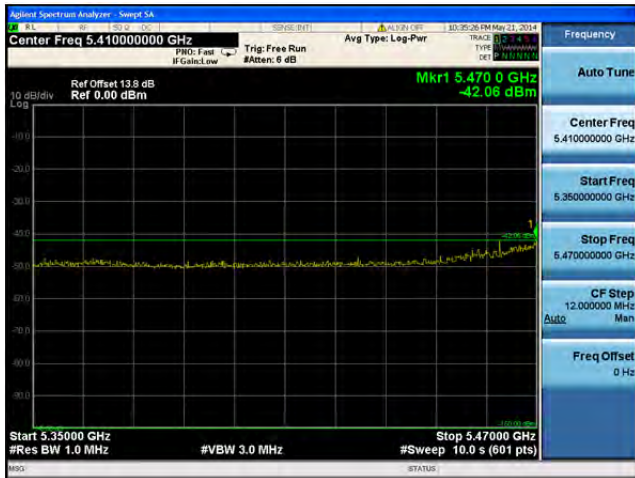
Conducted Bandedge Peak, 5510 MHz, Non HT/VHT40, 6 to 54 Mbps



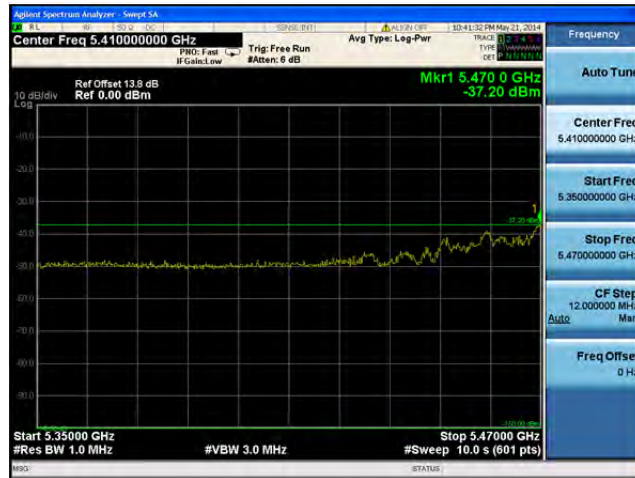
Antenna A



Antenna B



Antenna C



Antenna D



Conducted Bandedge Peak, 5510 MHz, HT/VHT40, M0 to M7, M0.1 to M9.1



Antenna A



Conducted Bandedge Peak, 5510 MHz, HT/VHT40, M0 to M7, M0.1 to M9.1



Antenna A



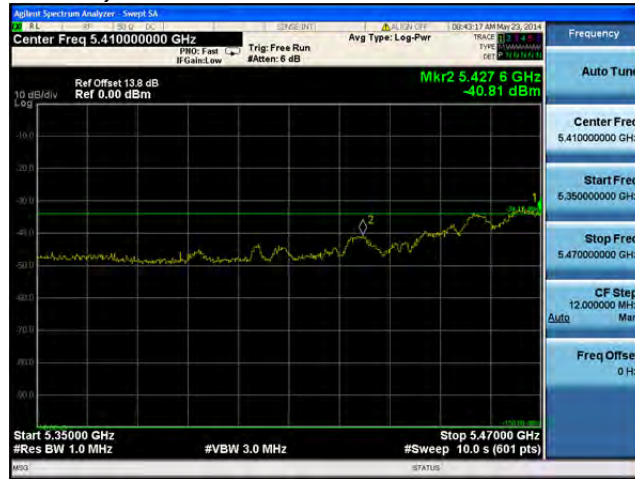
Antenna B



Conducted Bandedge Peak, 5510 MHz, HT/VHT40, M8 to M15, M0.2 to M9.2



Antenna A



Antenna B



Conducted Bandedge Peak, 5510 MHz, HT/VHT40, M0 to M7, M0.1 to M9.1



Antenna A

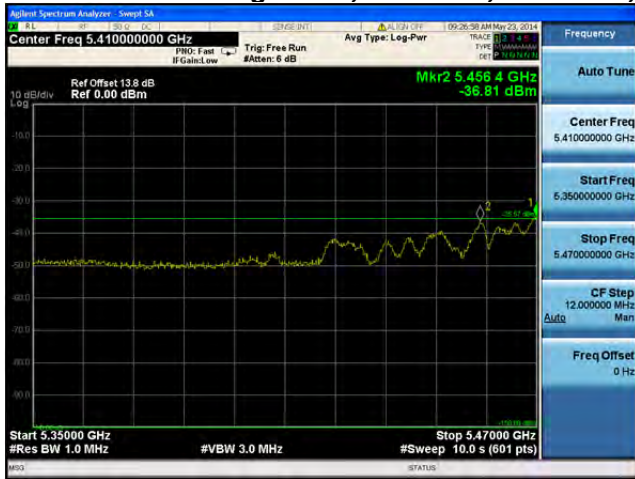
Antenna B



Antenna C

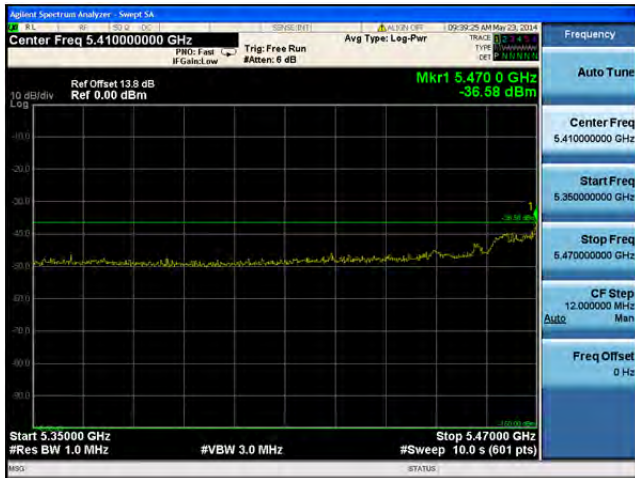


Conducted Bandedge Peak, 5510 MHz, HT/VHT40, M8 to M15, M0.2 to M9.2



Antenna A

Antenna B



Antenna C



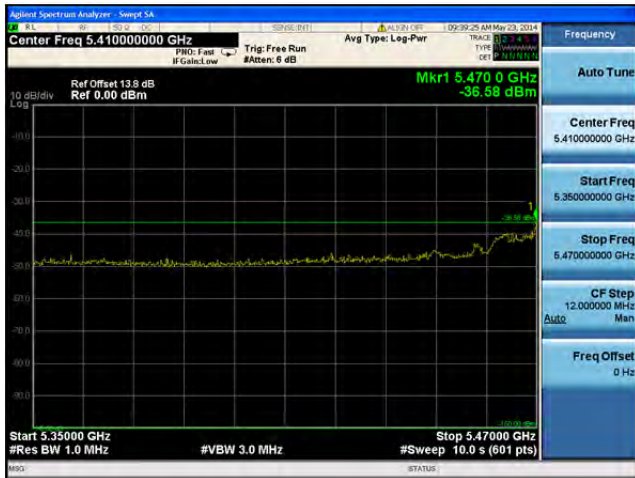
Conducted Bandedge Peak, 5510 MHz, HT/VHT40, M16 to M23, M0.3 to M9.3



Antenna A



Antenna B



Antenna C



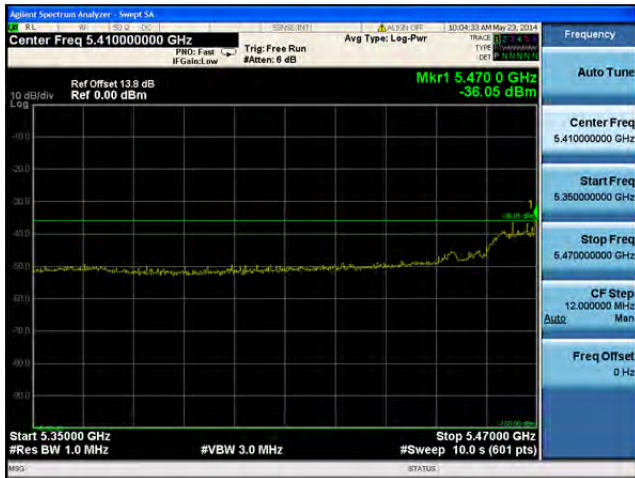
Conducted Bandedge Peak, 5510 MHz, HT/VHT40, M0 to M7, M0.1 to M9.1



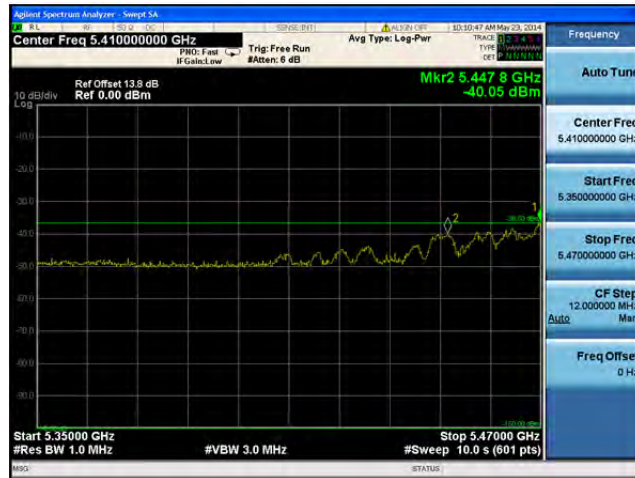
Antenna A



Antenna B



Antenna C



Antenna D



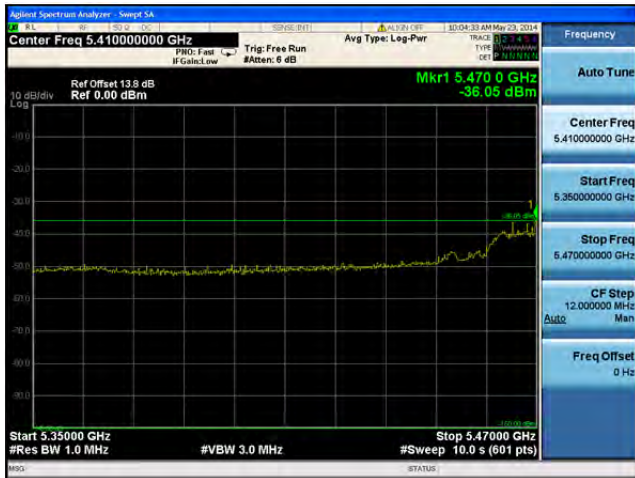
Conducted Bandedge Peak, 5510 MHz, HT/VHT40, M8 to M15, M0.2 to M9.2



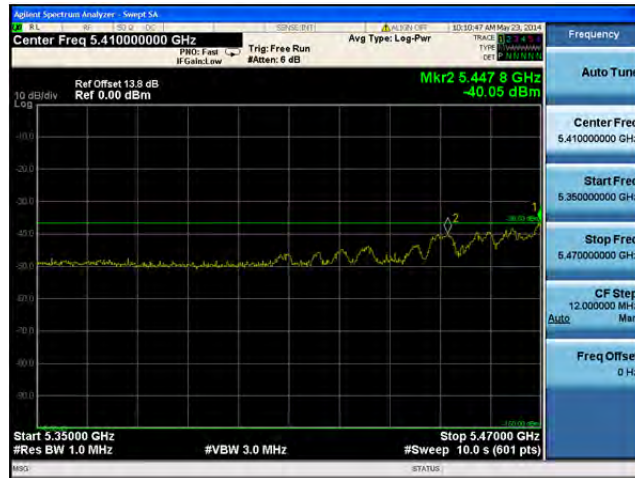
Antenna A



Antenna B



Antenna C



Antenna D



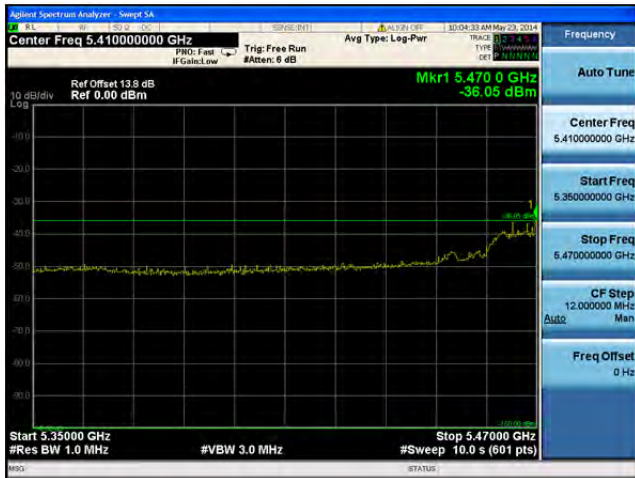
Conducted Bandedge Peak, 5510 MHz, HT/VHT40, M16 to M23, M0.3 to M9.3



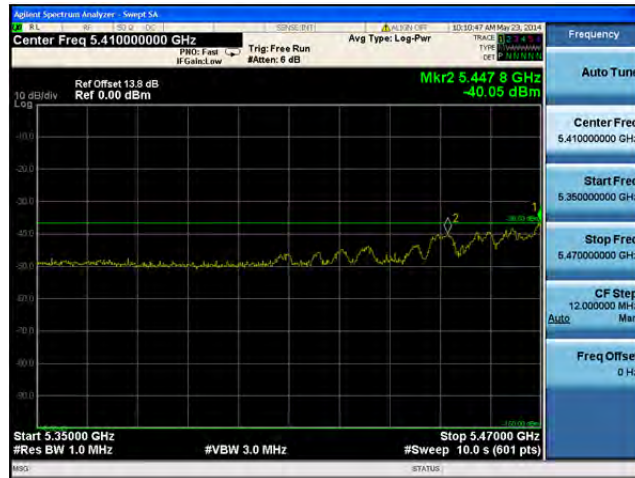
Antenna A



Antenna B



Antenna C



Antenna D



Conducted Bandedge Peak, 5510 MHz, HT/VHT40 Beam Forming, M0 to M7, M0.1 to M9.1



Antenna A



Antenna B



Conducted Bandedge Peak, 5510 MHz, HT/VHT40 Beam Forming, M8 to M15, M0.2 to M9.2



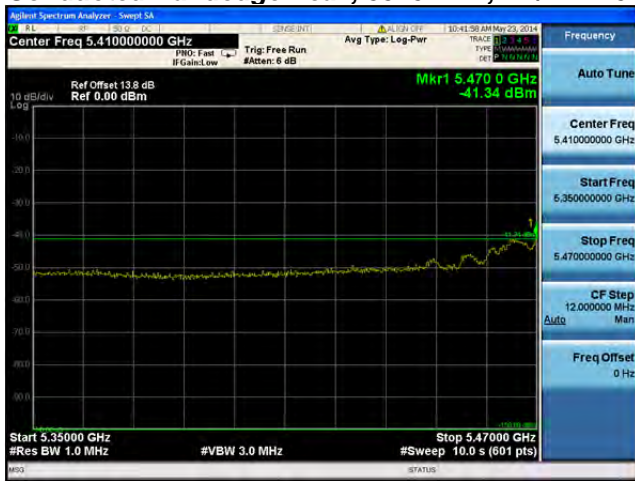
Antenna A



Antenna B

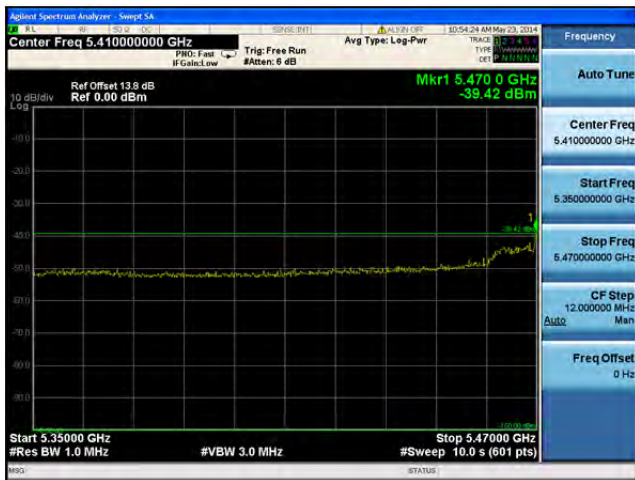
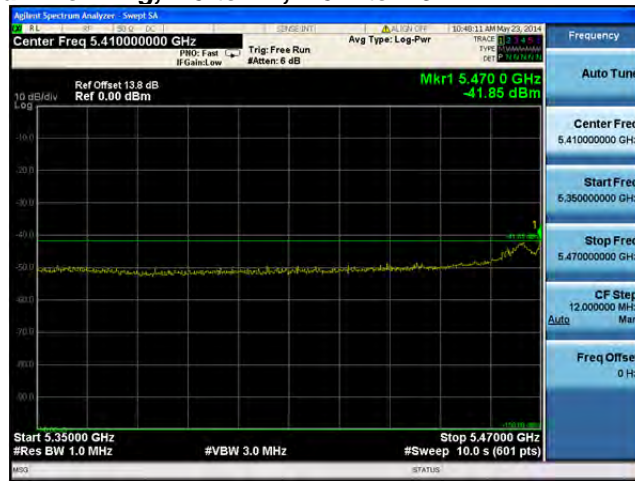


Conducted Bandedge Peak, 5510 MHz, HT/VHT40 Beam Forming, M0 to M7, M0.1 to M9.1



Antenna A

Antenna B



Antenna C

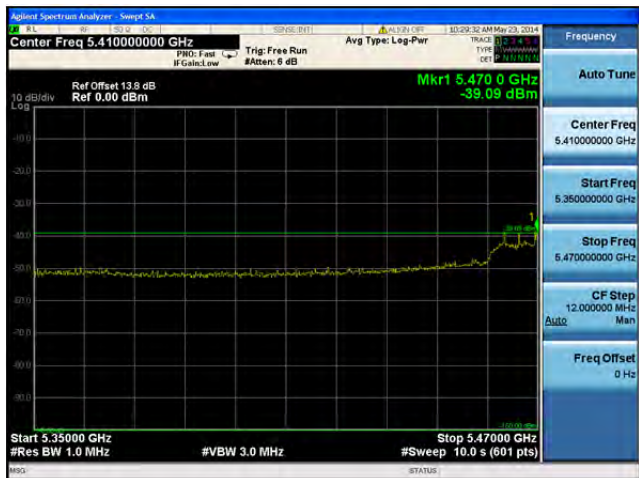


Conducted Bandedge Peak, 5510 MHz, HT/VHT40 Beam Forming, M8 to M15, M0.2 to M9.2



Antenna A

Antenna B



Antenna C

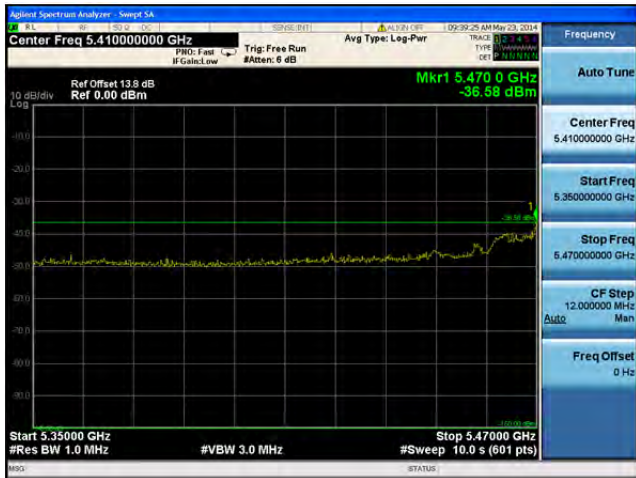


Conducted Bandedge Peak, 5510 MHz, HT/VHT40 Beam Forming, M16 to M23, M0.3 to M9.3



Antenna A

Antenna B



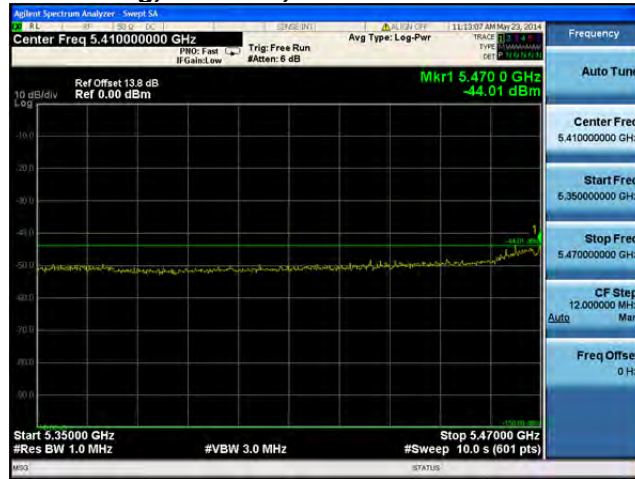
Antenna C



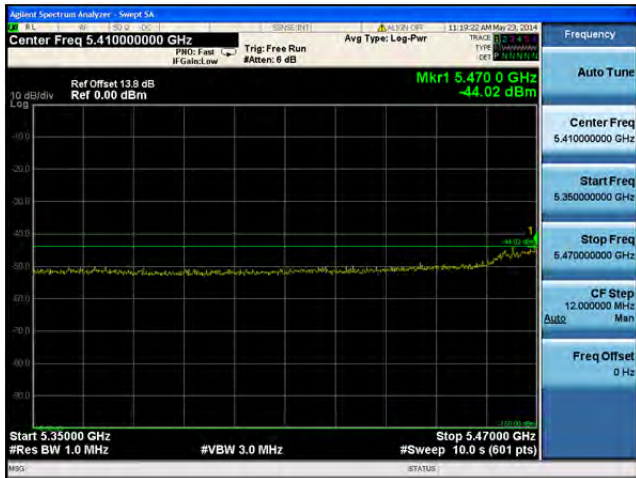
Conducted Bandedge Peak, 5510 MHz, HT/VHT40 Beam Forming, M0 to M7, M0.1 to M9.1



Antenna A



Antenna B



Antenna C



Antenna D