



Test Report - Appendix
AIR-AP1572xxx-B-K9

(Where x = model options not effecting the radio module)

FCC ID: LDK102093P


5250 - 5350 MHz

Conducted Peak Bandedge

Covers supported antennas up to 14 dBi gain

Cisco Systems
170 West Tasman Drive
San Jose, CA 95134

This test report has been electronically authorized and archived using the CISCO Engineering Document Control system.

Test Engineer: 
Date: 6/11/2014

Contents

CONDUCTED BANDEDGE - PEAK	2
<u>ANTENNA GAIN 4</u>	<u>3</u>
<u>ANTENNA GAIN 5</u>	<u>108</u>
<u>ANTENNA GAIN 6</u>	<u>213</u>
<u>ANTENNA GAIN 7</u>	<u>318</u>
<u>ANTENNA GAIN 8</u>	<u>423</u>
<u>ANTENNA GAIN 14</u>	<u>528</u>

Conducted Bandedge - Peak

Radiated emissions which fall in the restricted bands, as defined in Section 15.205(a), must also comply with the radiated emission limits specified in Section 15.209(a) (see Section 15.205(c)).

Connect the antenna port(s) to the spectrum analyzer input. Place the radio in continuous transmit mode. Be sure to enter all losses between the transmitter output and the spectrum analyzer.

Reference Level:	10 dBm
Attenuation:	4 dB
Sweep Time:	Coupled
Resolution Bandwidth:	1MHz
Video Bandwidth:	100 Hz for average
Detector:	Peak

Save Peak plot, Limit = -27 dBm eirp (68dBuV @3m)

Place a marker at the end of the restricted band closest to the transmit frequency to show compliance. Also measure any emissions in the restricted bands.

The "measure-and-sum technique" is used for measuring in-band transmit power of a device. In the measure-and-sum approach, the conducted emission level is measured at each antenna port. The measured results at the various antenna ports are then summed mathematically to determine the total emission level from the device. Summing is performed in linear power units.

This report represents the worst case data for all supported operating modes and antennas.



Antenna Gain 4 dBi

Frequency (MHz)	Mode	Tx Paths	Correlated Antenna Gain (dBi)	Tx 1 Bandedge Level (dBm)	Tx 2 Bandedge Level (dBm)	Tx 3 Bandedge Level (dBm)	Tx 4 Bandedge Level (dBm)	Total Tx Bandedge Level (dBm)	Limit (dBm)	Margin (dB)
5290	Non HT/VHT80, 6 to 54 Mbps	1	4	-34.4				-30.4	-27	3.4
	Non HT/VHT80, 6 to 54 Mbps	2	4	-35.2	-40.8			-30.1	-27	3.1
	Non HT/VHT80, 6 to 54 Mbps	3	4	-40.0	-39.8	-41.0		-31.5	-27	4.5
	Non HT/VHT80, 6 to 54 Mbps	4	4	-45.1	-43.9	-32.9	-41.4	-27.8	-27	0.8
	HT/VHT80, M0 to M7, M0.1 to M9.1	1	4	-37.3				-33.3	-27	6.3
	HT/VHT80, M0 to M7, M0.1 to M9.1	2	4	-37.7	-36.3			-29.9	-27	2.9
	HT/VHT80, M8 to M15, M0.2 to M9.2	2	4	-37.7	-36.3			-29.9	-27	2.9
	HT/VHT80, M0 to M7, M0.1 to M9.1	3	4	-42.1	-38.0	-42.6		-31.6	-27	4.6
	HT/VHT80, M8 to M15, M0.2 to M9.2	3	4	-42.1	-38.0	-42.6		-31.6	-27	4.6
	HT/VHT80, M16 to M23, M0.3 to M9.3	3	4	-42.1	-38.0	-42.6		-31.6	-27	4.6
	HT/VHT80, M0 to M7, M0.1 to M9.1	4	4	-38.4	-38.6	-40.9	-40.5	-29.4	-27	2.4
	HT/VHT80, M8 to M15, M0.2 to M9.2	4	4	-38.4	-38.6	-40.9	-40.5	-29.4	-27	2.4
	HT/VHT80, M16 to M23, M0.3 to M9.3	4	4	-38.4	-38.6	-40.9	-40.5	-29.4	-27	2.4
	HT/VHT80 Beam Forming, M0 to M7, M0.1 to M9.1	2	4	-37.7	-36.3			-29.9	-27	2.9
	HT/VHT80 Beam Forming, M8 to M15, M0.2 to M9.2	2	4	-37.7	-36.3			-29.9	-27	2.9
	HT/VHT80 Beam Forming, M0 to M7, M0.1 to M9.1	3	4	-38.4	-38.6	-40.9		-30.4	-27	3.4
	HT/VHT80 Beam Forming, M8 to M15, M0.2 to M9.2	3	4	-42.1	-38.0	-42.6		-31.6	-27	4.6
	HT/VHT80 Beam Forming, M16 to M23, M0.3 to M9.3	3	4	-42.1	-38.0	-42.6		-31.6	-27	4.6
	HT/VHT80 Beam Forming, M0 to M7, M0.1 to M9.1	4	4	-43.4	-42.4	-46.2	-43.3	-33.6	-27	6.6
	HT/VHT80 Beam Forming, M8 to M15, M0.2 to M9.2	4	4	-38.4	-38.6	-40.9	-40.5	-29.4	-27	2.4
HT/VHT80 Beam Forming, M16 to M23, M0.3 to M9.3	4	4	-38.4	-38.6	-40.9	-40.5	-29.4	-27	2.4	
HT/VHT80 STBC, M0 to M7, M0.1 to M9.1	2	4	-37.7	-36.3			-29.9	-27	2.9	
HT/VHT80 STBC, M0 to M7, M0.1 to M9.1	3	4	-42.1	-38.0	-42.6		-31.6	-27	4.6	
HT/VHT80 STBC, M0 to M7, M0.1 to M9.1	4	4	-38.4	-38.6	-40.9	-40.5	-29.4	-27	2.4	
5280	Non HT/VHT20, 6 to 54 Mbps	1	4	-37.1				-33.1	-27	6.1
	Non HT/VHT20, 6 to 54 Mbps	2	4	-44.7	-46.1			-38.3	-27	11.3
	Non HT/VHT20, 6 to 54 Mbps	3	4	-50.5	-49.2	-49.3		-40.9	-27	13.9
	Non HT/VHT20, 6 to 54 Mbps	4	4	-49.2	-49.9	-51.9	-53.0	-40.7	-27	13.7
	Non HT/VHT20 Beam Forming, 6 to 54 Mbps	2	7	-44.7	-46.1			-35.3	-27	8.3
	Non HT/VHT20 Beam Forming, 6 to 54 Mbps	3	9	-50.0	-50.5	-52.1		-37.2	-27	10.2
	Non HT/VHT20 Beam Forming, 6 to 54 Mbps	4	10	-49.2	-49.9	-51.9	-53.0	-34.7	-27	7.7
	HT/VHT20, M0 to M7, M0.1 to M9.1	1	4	-41.5				-37.5	-27	10.5
	HT/VHT20, M0 to M7, M0.1 to M9.1	2	4	-48.9	-46.9			-40.8	-27	13.8



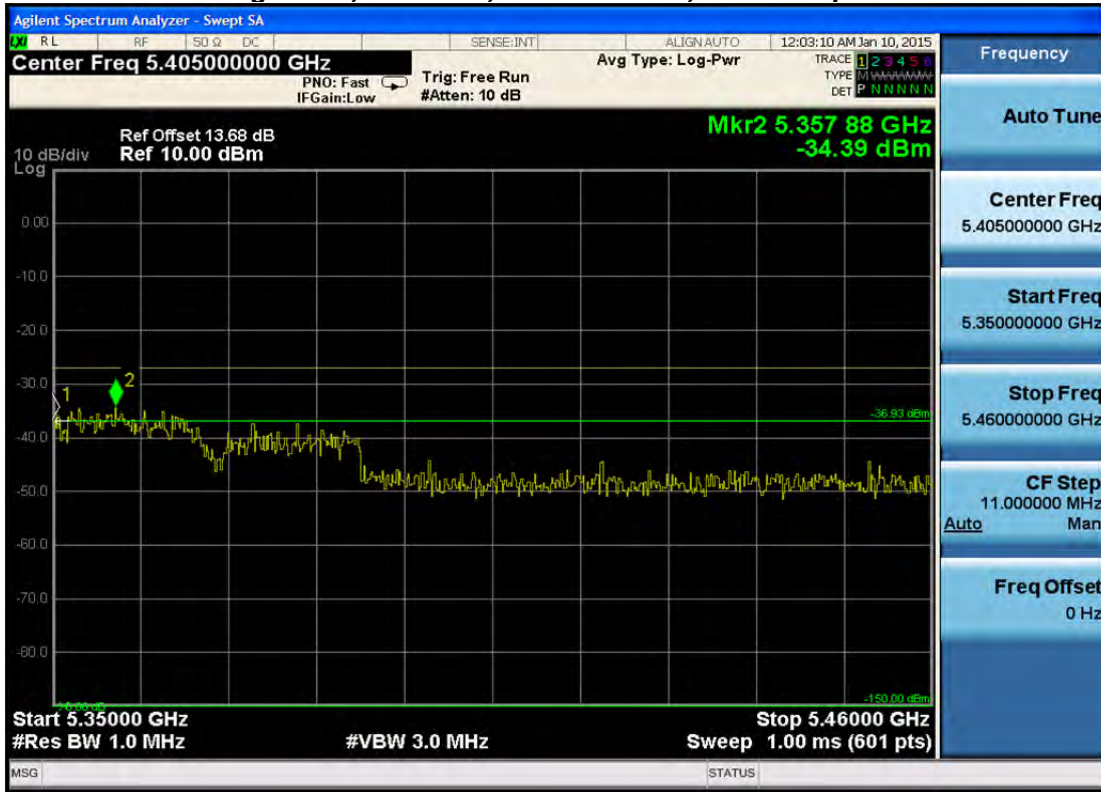
	HT/VHT20, M8 to M15, M0.2 to M9.2	2	4	-42.6	-45.2			-36.7	-27	9.7
	HT/VHT20, M0 to M7, M0.1 to M9.1	3	4	-49.2	-47.8	-50.1		-40.2	-27	13.2
	HT/VHT20, M8 to M15, M0.2 to M9.2	3	4	-45.8	-46.4	-46.8		-37.5	-27	10.5
	HT/VHT20, M16 to M23, M0.3 to M9.3	3	4	-45.8	-46.4	-46.8		-37.5	-27	10.5
	HT/VHT20, M0 to M7, M0.1 to M9.1	4	4	-52.3	-54.2	-52.5	-52.7	-42.8	-27	15.8
	HT/VHT20, M8 to M15, M0.2 to M9.2	4	4	-49.2	-47.8	-50.1	-44.6	-37.4	-27	10.4
	HT/VHT20, M16 to M23, M0.3 to M9.3	4	4	-46.3	-46.4	-49.1	-48.2	-37.3	-27	10.3
	HT/VHT20 Beam Forming, M0 to M7, M0.1 to M9.1	2	7	-45.8	-46.4			-36.1	-27	9.1
	HT/VHT20 Beam Forming, M8 to M15, M0.2 to M9.2	2	4	-42.6	-45.2			-36.7	-27	9.7
	HT/VHT20 Beam Forming, M0 to M7, M0.1 to M9.1	3	9	-48.9	-51.4	-51.3		-36.8	-27	9.8
	HT/VHT20 Beam Forming, M8 to M15, M0.2 to M9.2	3	6	-46.3	-46.4	-49.1		-36.5	-27	9.5
	HT/VHT20 Beam Forming, M16 to M23, M0.3 to M9.3	3	4	-45.8	-46.4	-46.8		-37.5	-27	10.5
	HT/VHT20 Beam Forming, M0 to M7, M0.1 to M9.1	4	10	-53.3	-52.9	-52.1	-55.5	-37.3	-27	10.3
	HT/VHT20 Beam Forming, M8 to M15, M0.2 to M9.2	4	7	-51.5	-51.5	-48.5	-49.0	-36.9	-27	9.9
	HT/VHT20 Beam Forming, M16 to M23, M0.3 to M9.3	4	5	-46.3	-46.4	-49.1	-48.2	-36.1	-27	9.1
	HT/VHT20 STBC, M0 to M7, M0.1 to M9.1	2	4	-42.6	-45.2			-36.7	-27	9.7
	HT/VHT20 STBC, M0 to M7, M0.1 to M9.1	3	4	-45.8	-46.4	-46.8		-37.5	-27	10.5
	HT/VHT20 STBC, M0 to M7, M0.1 to M9.1	4	4	-49.2	-47.8	-50.1	-44.6	-37.4	-27	10.4
5310	Non HT/VHT40, 6 to 54 Mbps	1	4	-31.4				-27.4	-27	0.4
	Non HT/VHT40, 6 to 54 Mbps	2	4	-36.8	-34.7			-28.6	-27	1.6
	Non HT/VHT40, 6 to 54 Mbps	3	4	-36.8	-34.7	-37.9		-27.5	-27	0.5
	Non HT/VHT40, 6 to 54 Mbps	4	4	-45.9	-44.5	-46.5	-44.6	-35.3	-27	8.3
	HT/VHT40, M0 to M7, M0.1 to M9.1	1	4	-34.7				-30.7	-27	3.7
	HT/VHT40, M0 to M7, M0.1 to M9.1	2	4	-37.3	-35.1			-29.1	-27	2.1
	HT/VHT40, M8 to M15, M0.2 to M9.2	2	4	-37.3	-35.1			-29.1	-27	2.1
	HT/VHT40, M0 to M7, M0.1 to M9.1	3	4	-46.3	-40.9	-44.0		-34.4	-27	7.4
	HT/VHT40, M8 to M15, M0.2 to M9.2	3	4	-38.6	-37.9	-38.3		-29.5	-27	2.5
	HT/VHT40, M16 to M23, M0.3 to M9.3	3	4	-38.6	-37.9	-38.3		-29.5	-27	2.5
	HT/VHT40, M0 to M7, M0.1 to M9.1	4	4	-47.6	-40.1	-45.5	-39.5	-31.9	-27	4.9
	HT/VHT40, M8 to M15, M0.2 to M9.2	4	4	-46.3	-40.9	-44.0	-39.4	-31.9	-27	4.9
	HT/VHT40, M16 to M23, M0.3 to M9.3	4	4	-46.3	-40.9	-44.0	-39.4	-31.9	-27	4.9
	HT/VHT40 Beam Forming, M0 to M7, M0.1 to M9.1	2	7	-46.3	-40.9			-32.8	-27	5.8
	HT/VHT40 Beam Forming, M8 to M15, M0.2 to M9.2	2	4	-37.3	-35.1			-29.1	-27	2.1
	HT/VHT40 Beam Forming, M0 to M7, M0.1 to M9.1	3	9	-47.6	-46.4	-48.5		-33.8	-27	6.8
	HT/VHT40 Beam Forming, M8 to M15, M0.2 to M9.2	3	6	-43.4	-42.5	-42.6		-32.2	-27	5.2
	HT/VHT40 Beam Forming, M16 to M23, M0.3 to M9.3	3	4	-38.6	-37.9	-38.3		-29.5	-27	2.5
	HT/VHT40 Beam Forming, M0 to M7, M0.1 to M9.1	4	10	-50.9	-50.9	-49.3	-48.1	-33.6	-27	6.6
	HT/VHT40 Beam Forming, M8 to M15, M0.2 to M9.2	4	7	-48.7	-44.5	-47.7	-42.7	-32.2	-27	5.2
HT/VHT40 Beam Forming, M16 to M23, M0.3 to M9.3	4	5	-43.4	-42.5	-42.6	-40.6	-30.9	-27	3.9	
HT/VHT40 STBC, M0 to M7, M0.1 to M9.1	2	4	-37.3	-35.1			-29.1	-27	2.1	
HT/VHT40 STBC, M0 to M7, M0.1 to M9.1	3	4	-38.6	-37.9	-38.3		-29.5	-27	2.5	



	HT/VHT40 STBC, M0 to M7, M0.1 to M9.1	4	4	-46.3	-40.9	-44.0	-39.4	-31.9	-27	4.9
5320	Non HT/VHT20, 6 to 54 Mbps	1	4	-41.2				-37.2	-27	10.2
	Non HT/VHT20, 6 to 54 Mbps	2	4	-45.9	-42.5			-36.9	-27	9.9
	Non HT/VHT20, 6 to 54 Mbps	3	4	-49.0	-46.1	-46.8		-38.4	-27	11.4
	Non HT/VHT20, 6 to 54 Mbps	4	4	-48.1	-47.3	-51.1	-47.8	-38.3	-27	11.3
	Non HT/VHT20 Beam Forming, 6 to 54 Mbps	2	7	-42.6	-45.6			-33.8	-27	6.8
	Non HT/VHT20 Beam Forming, 6 to 54 Mbps	3	9	-47.3	-45.3	-50.3		-33.6	-27	6.6
	Non HT/VHT20 Beam Forming, 6 to 54 Mbps	4	10	-45.9	-49.9	-50.4	-50.6	-32.7	-27	5.7
	HT/VHT20, M0 to M7, M0.1 to M9.1	1	4	-31.3				-27.3	-27	0.3
	HT/VHT20, M0 to M7, M0.1 to M9.1	2	4	-43.4	-42.0			-35.6	-27	8.6
	HT/VHT20, M8 to M15, M0.2 to M9.2	2	4	-43.3	-44.1			-36.7	-27	9.7
	HT/VHT20, M0 to M7, M0.1 to M9.1	3	4	-46.6	-45.9	-45.1		-37.1	-27	10.1
	HT/VHT20, M8 to M15, M0.2 to M9.2	3	4	-47.3	-43.4	-47.1		-36.8	-27	9.8
	HT/VHT20, M16 to M23, M0.3 to M9.3	3	4	-47.3	-43.4	-47.1		-36.8	-27	9.8
	HT/VHT20, M0 to M7, M0.1 to M9.1	4	4	-50.4	-50.6	-48.5	-49.1	-39.5	-27	12.5
	HT/VHT20, M8 to M15, M0.2 to M9.2	4	4	-46.6	-45.9	-45.1	-43.0	-34.9	-27	7.9
	HT/VHT20, M16 to M23, M0.3 to M9.3	4	4	-45.0	-46.1	-43.5	-42.2	-33.9	-27	6.9
	HT/VHT20 Beam Forming, M0 to M7, M0.1 to M9.1	2	7	-43.4	-45.9			-34.5	-27	7.5
	HT/VHT20 Beam Forming, M8 to M15, M0.2 to M9.2	2	4	-43.3	-44.1			-36.7	-27	9.7
	HT/VHT20 Beam Forming, M0 to M7, M0.1 to M9.1	3	9	-49.4	-48.4	-48.5		-35.2	-27	8.2
	HT/VHT20 Beam Forming, M8 to M15, M0.2 to M9.2	3	6	-45.0	-46.1	-43.5		-34.2	-27	7.2
	HT/VHT20 Beam Forming, M16 to M23, M0.3 to M9.3	3	4	-47.3	-43.4	-47.1		-36.8	-27	9.8
	HT/VHT20 Beam Forming, M0 to M7, M0.1 to M9.1	4	10	-52.1	-49.7	-53.4	-48.4	-34.4	-27	7.4
	HT/VHT20 Beam Forming, M8 to M15, M0.2 to M9.2	4	7	-48.4	-46.3	-46.5	-46.8	-33.9	-27	6.9
	HT/VHT20 Beam Forming, M16 to M23, M0.3 to M9.3	4	5	-45.0	-46.1	-43.5	-42.2	-32.7	-27	5.7
HT/VHT20 STBC, M0 to M7, M0.1 to M9.1	2	4	-43.3	-44.1			-36.7	-27	9.7	
HT/VHT20 STBC, M0 to M7, M0.1 to M9.1	3	4	-47.3	-43.4	-47.1		-36.8	-27	9.8	
HT/VHT20 STBC, M0 to M7, M0.1 to M9.1	4	4	-46.6	-45.9	-45.1	-43.0	-34.9	-27	7.9	



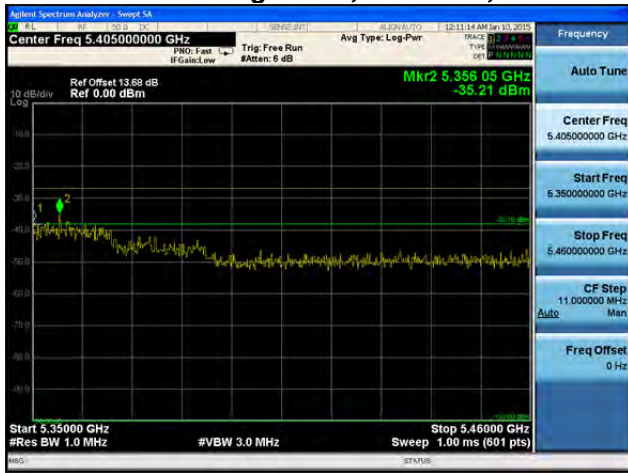
Conducted Bandedge Peak, 5290 MHz, Non HT/VHT80, 6 to 54 Mbps



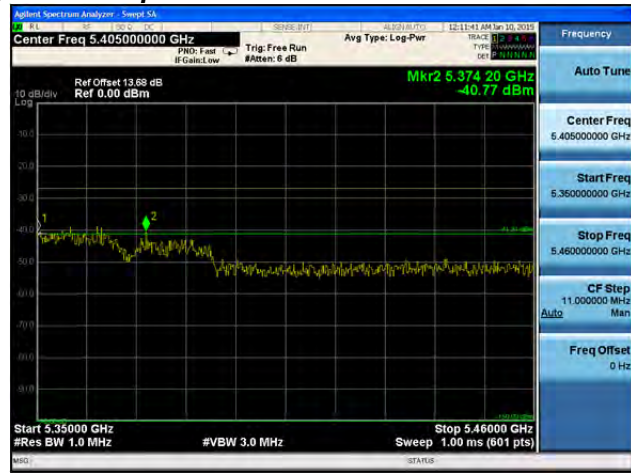
Antenna A



Conducted Bandedge Peak, 5290 MHz, Non HT/VHT80, 6 to 54 Mbps



Antenna A



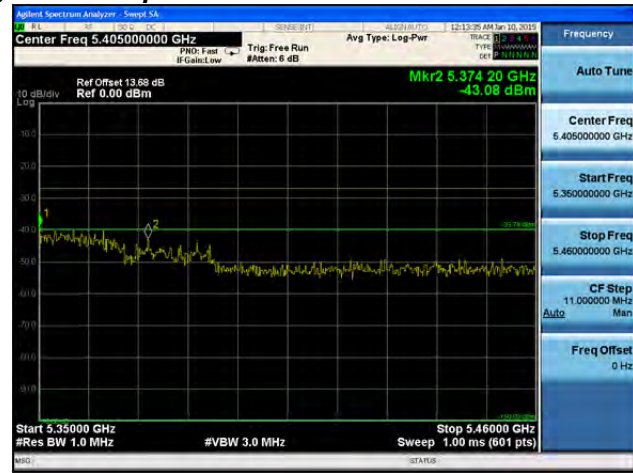
Antenna B



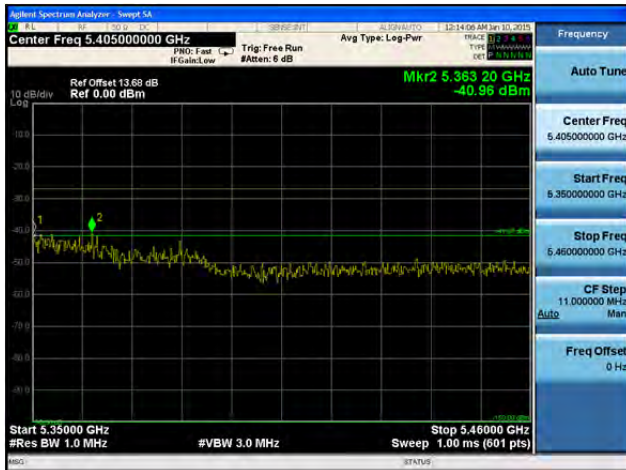
Conducted Bandedge Peak, 5290 MHz, Non HT/VHT80, 6 to 54 Mbps



Antenna A



Antenna B



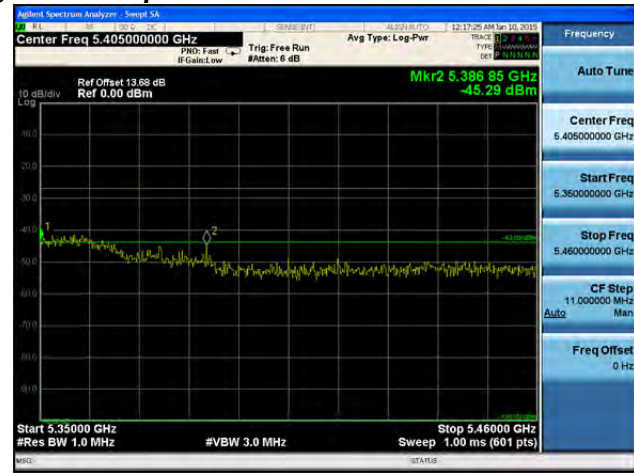
Antenna C



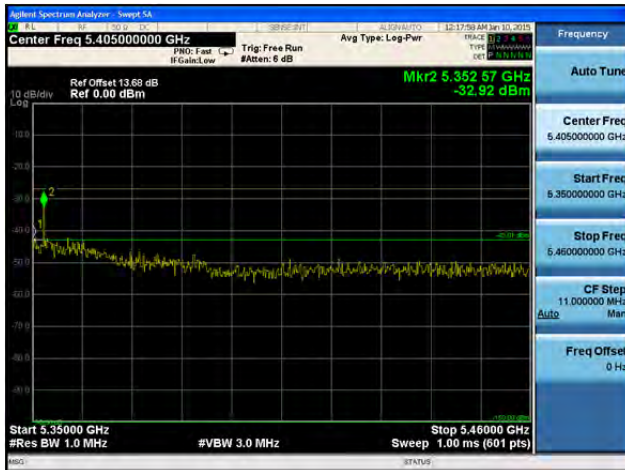
Conducted Bandedge Peak, 5290 MHz, Non HT/VHT80, 6 to 54 Mbps



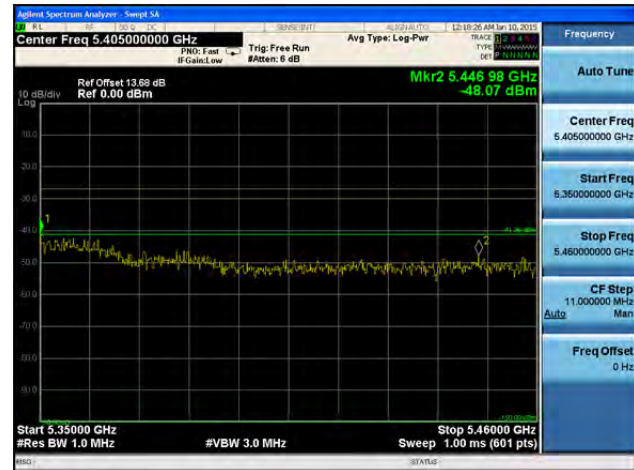
Antenna A



Antenna B



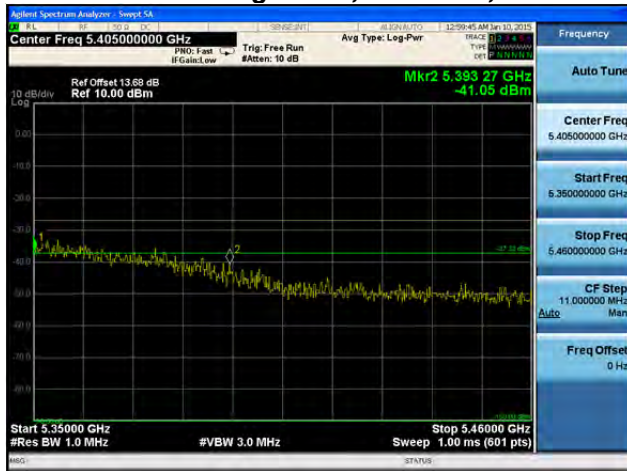
Antenna C



Antenna D



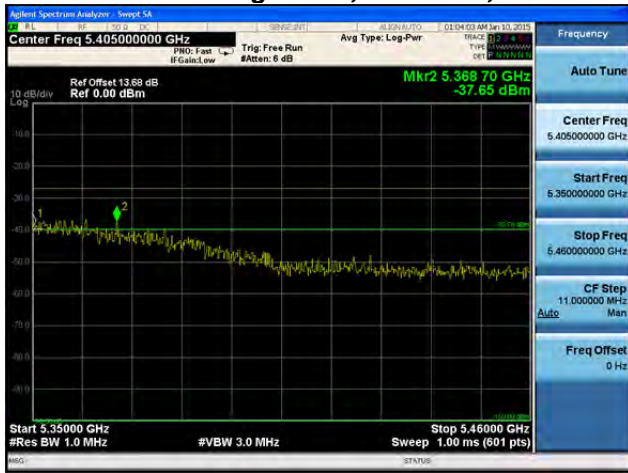
Conducted Bandedge Peak, 5290 MHz, HT/VHT80, M0 to M7, M0.1 to M9.1



Antenna A



Conducted Bandedge Peak, 5290 MHz, HT/VHT80, M0 to M7, M0.1 to M9.1



Antenna A



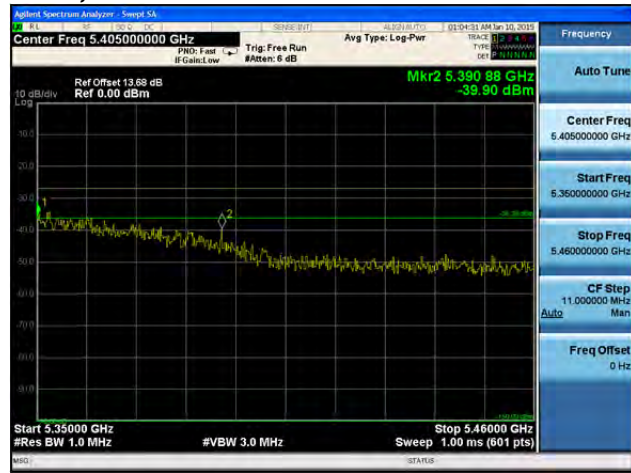
Antenna B



Conducted Bandedge Peak, 5290 MHz, HT/VHT80, M8 to M15, M0.2 to M9.2



Antenna A



Antenna B



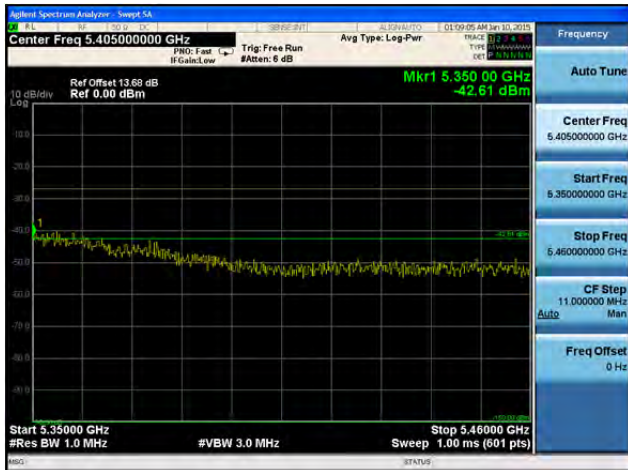
Conducted Bandedge Peak, 5290 MHz, HT/VHT80, M0 to M7, M0.1 to M9.1



Antenna A



Antenna B



Antenna C



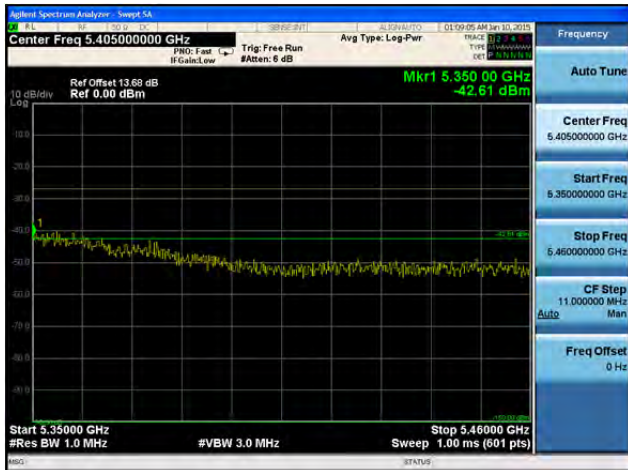
Conducted Bandedge Peak, 5290 MHz, HT/VHT80, M8 to M15, M0.2 to M9.2



Antenna A



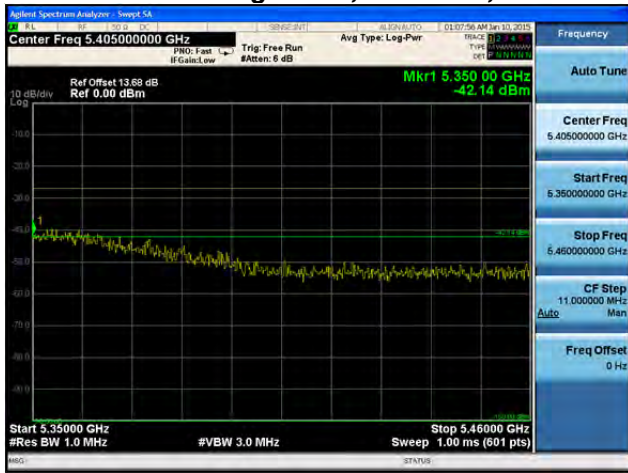
Antenna B



Antenna C



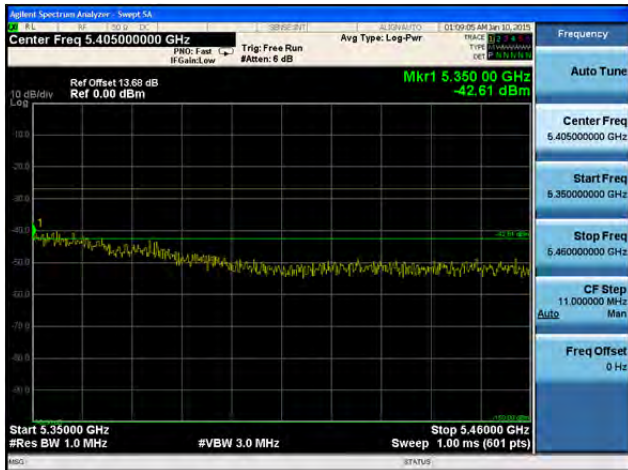
Conducted Bandedge Peak, 5290 MHz, HT/VHT80, M16 to M23, M0.3 to M9.3



Antenna A



Antenna B



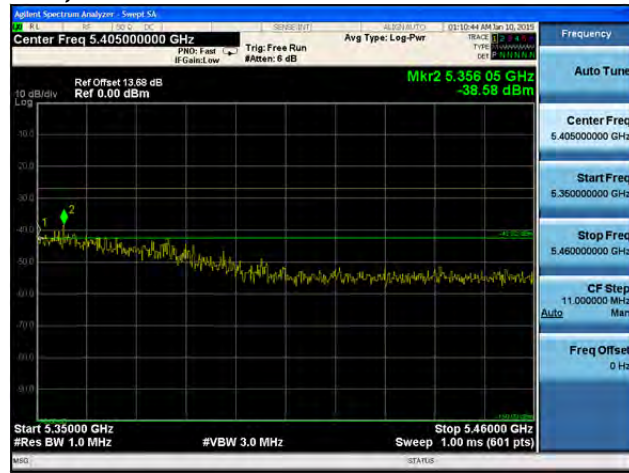
Antenna C



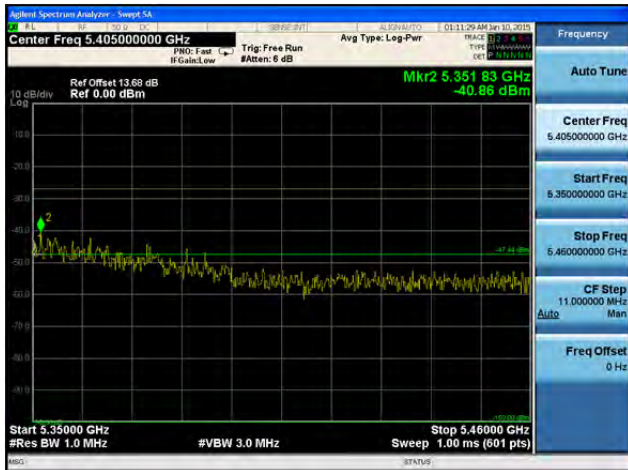
Conducted Bandedge Peak, 5290 MHz, HT/VHT80, M0 to M7, M0.1 to M9.1



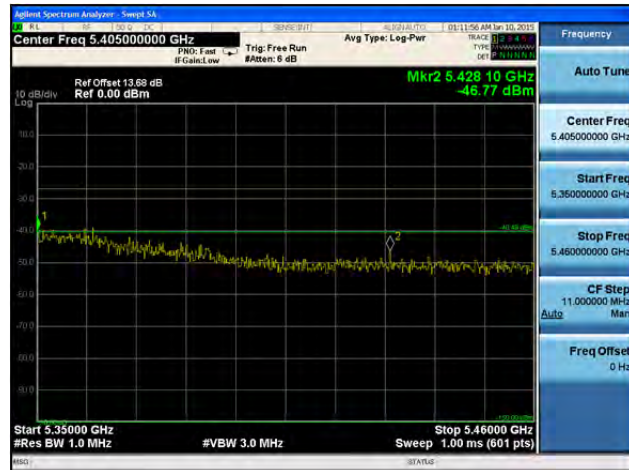
Antenna A



Antenna B



Antenna C



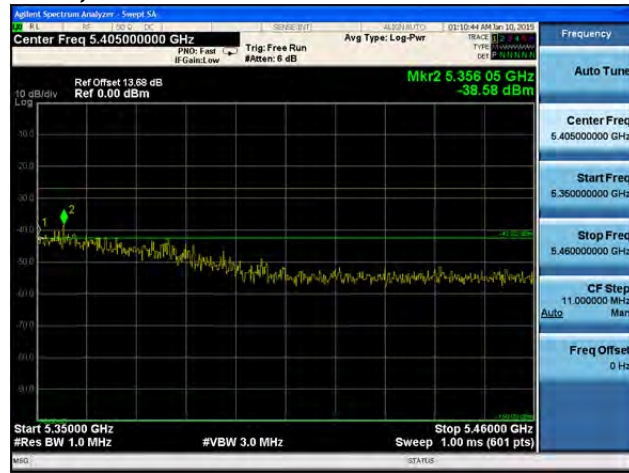
Antenna D



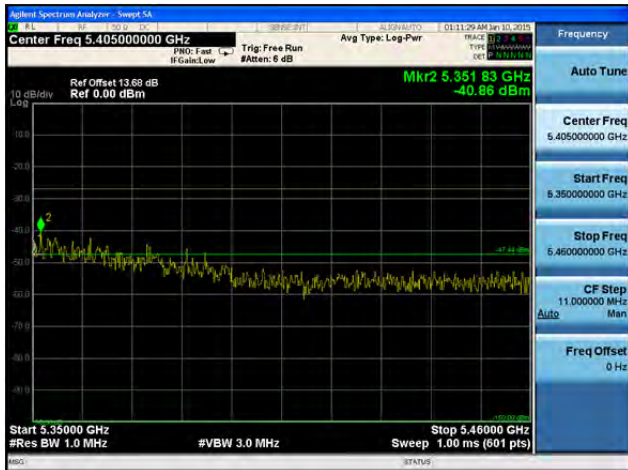
Conducted Bandedge Peak, 5290 MHz, HT/VHT80, M8 to M15, M0.2 to M9.2



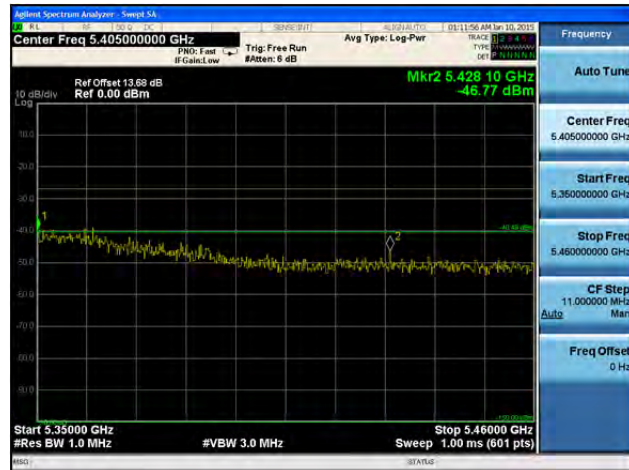
Antenna A



Antenna B



Antenna C



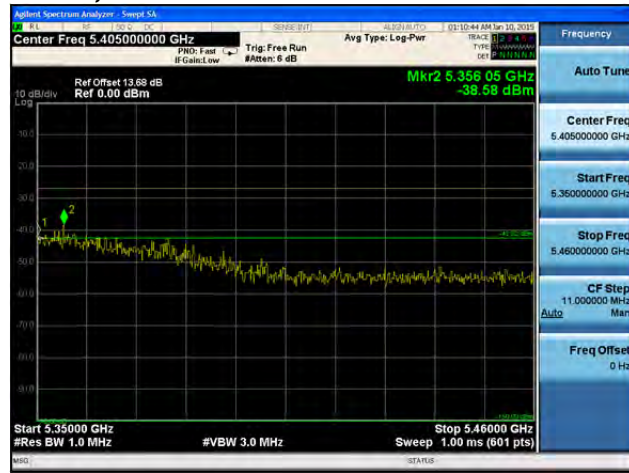
Antenna D



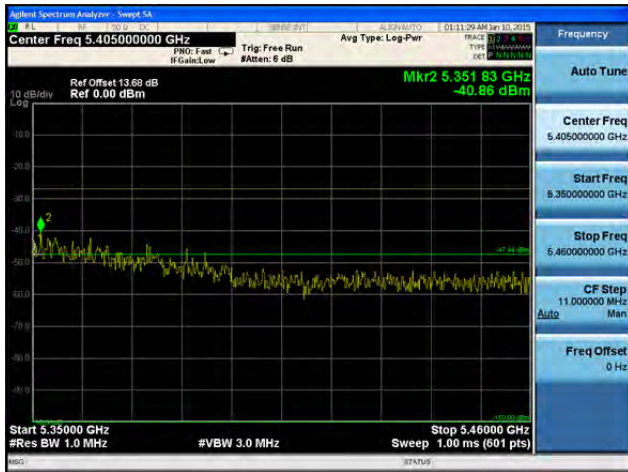
Conducted Bandedge Peak, 5290 MHz, HT/VHT80, M16 to M23, M0.3 to M9.3



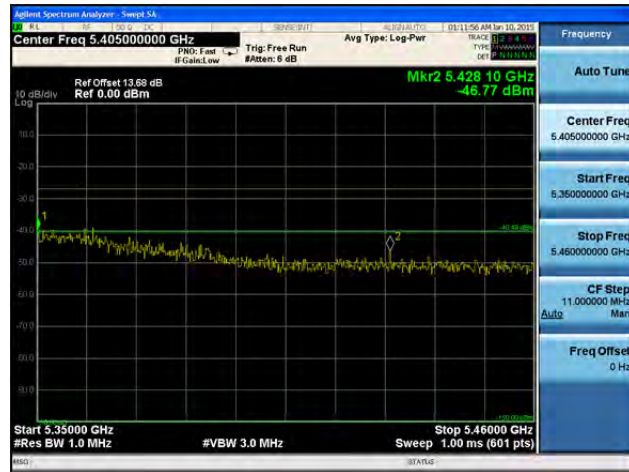
Antenna A



Antenna B



Antenna C



Antenna D



Conducted Bandedge Peak, 5290 MHz, HT/VHT80 Beam Forming, M0 to M7, M0.1 to M9.1



Antenna A



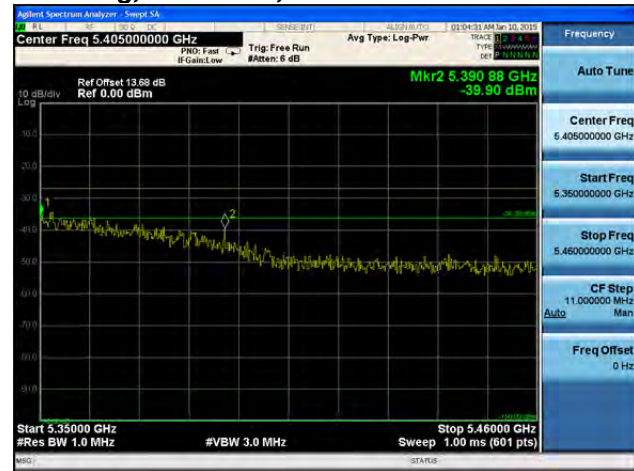
Antenna B



Conducted Bandedge Peak, 5290 MHz, HT/VHT80 Beam Forming, M8 to M15, M0.2 to M9.2



Antenna A



Antenna B



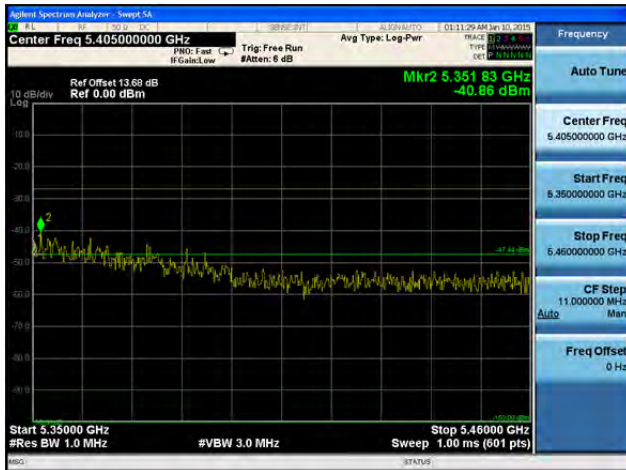
Conducted Bandedge Peak, 5290 MHz, HT/VHT80 Beam Forming, M0 to M7, M0.1 to M9.1



Antenna A



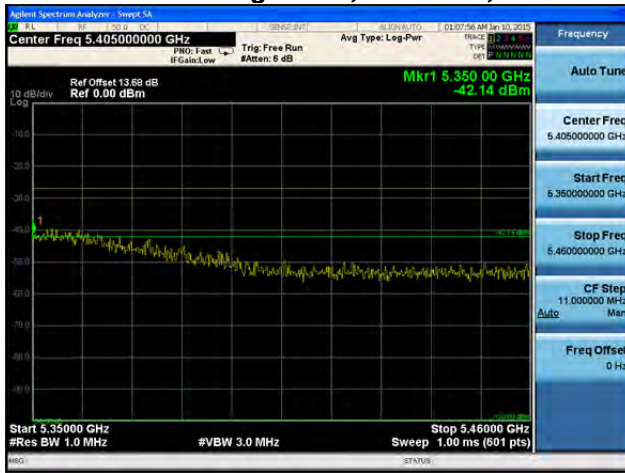
Antenna B



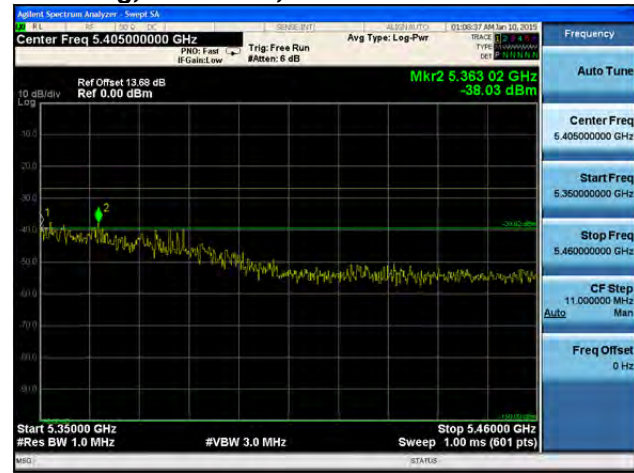
Antenna C



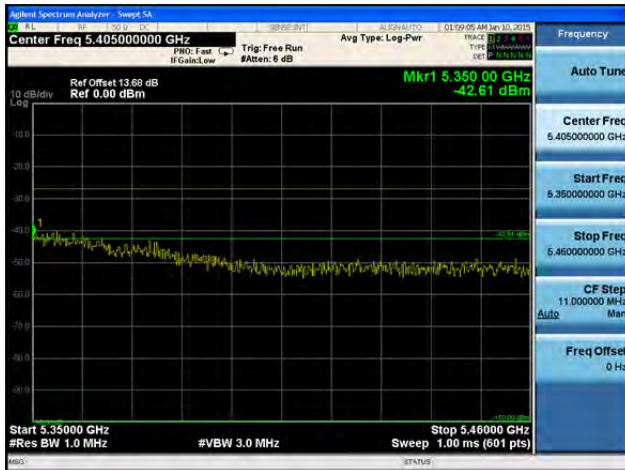
Conducted Bandedge Peak, 5290 MHz, HT/VHT80 Beam Forming, M8 to M15, M0.2 to M9.2



Antenna A



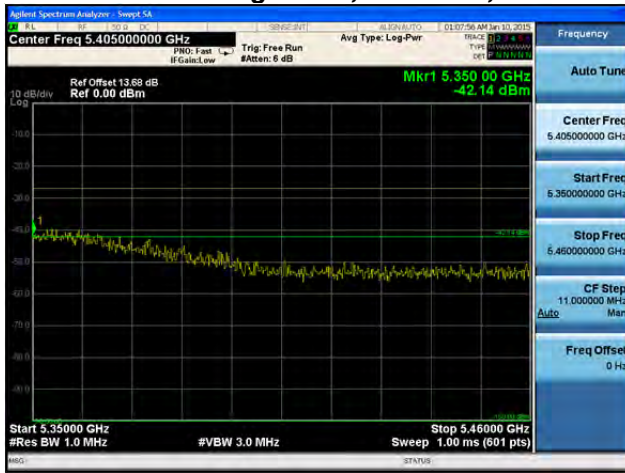
Antenna B



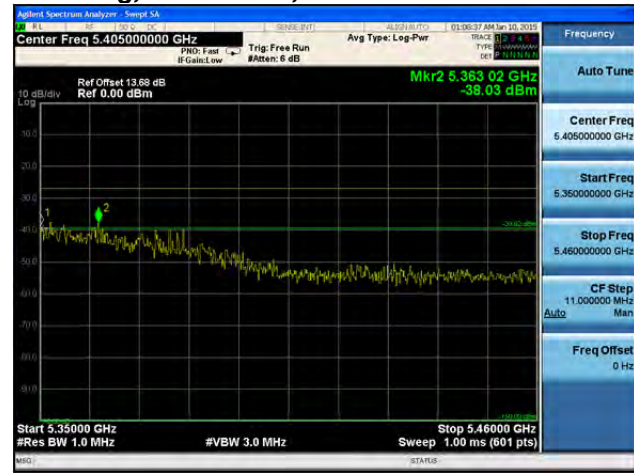
Antenna C



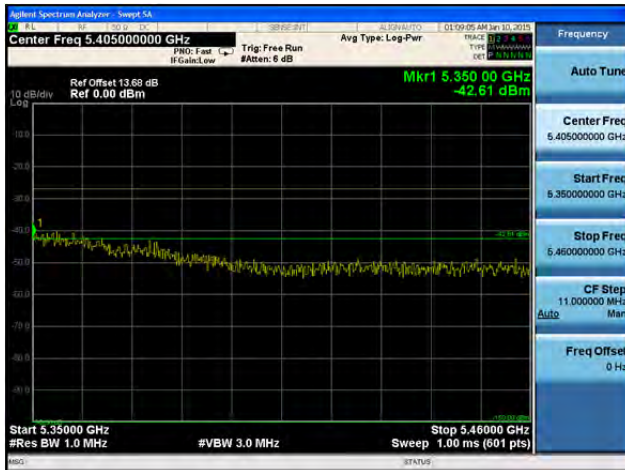
Conducted Bandedge Peak, 5290 MHz, HT/VHT80 Beam Forming, M16 to M23, M0.3 to M9.3



Antenna A



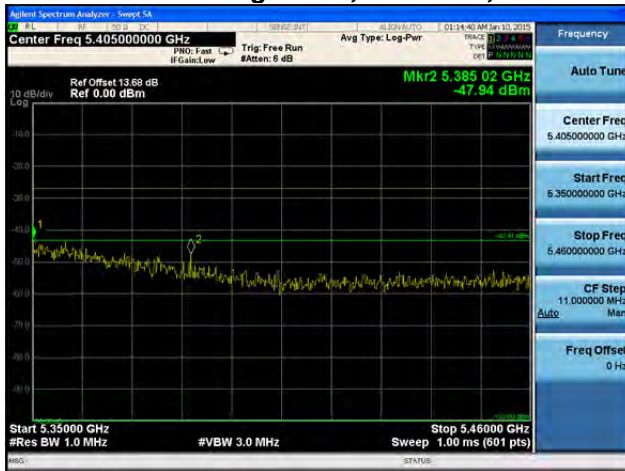
Antenna B



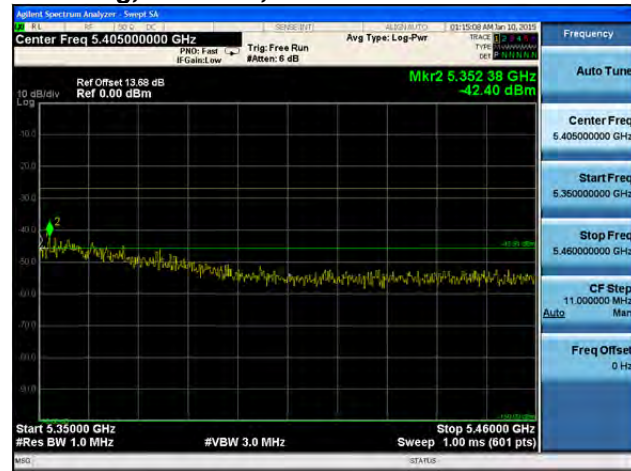
Antenna C



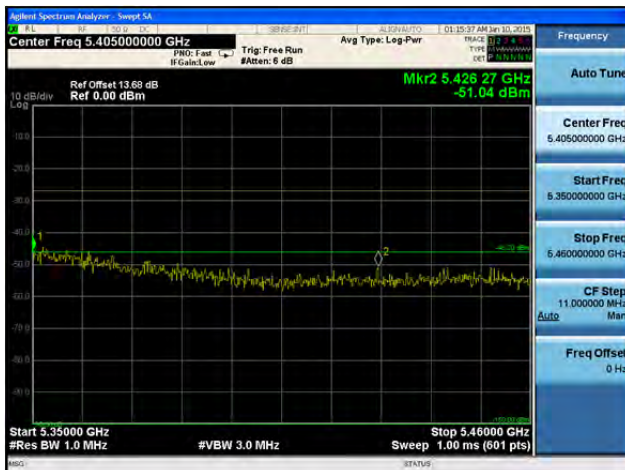
Conducted Bandedge Peak, 5290 MHz, HT/VHT80 Beam Forming, M0 to M7, M0.1 to M9.1



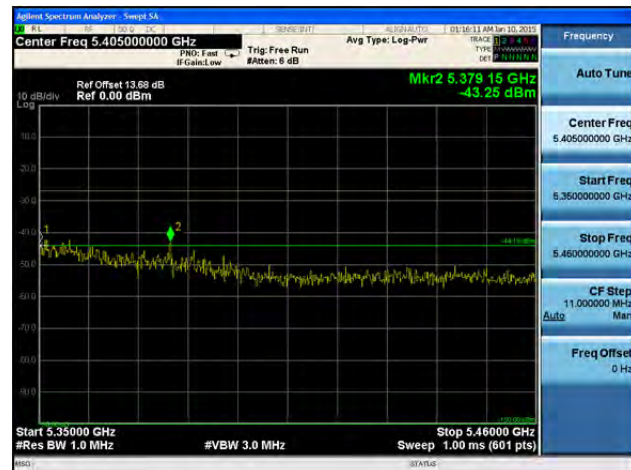
Antenna A



Antenna B



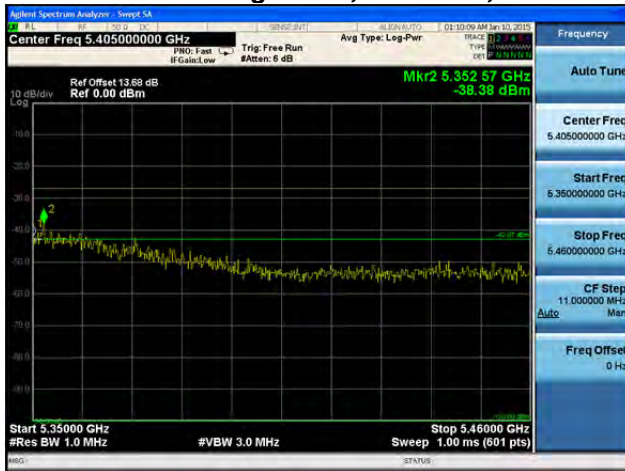
Antenna C



Antenna D



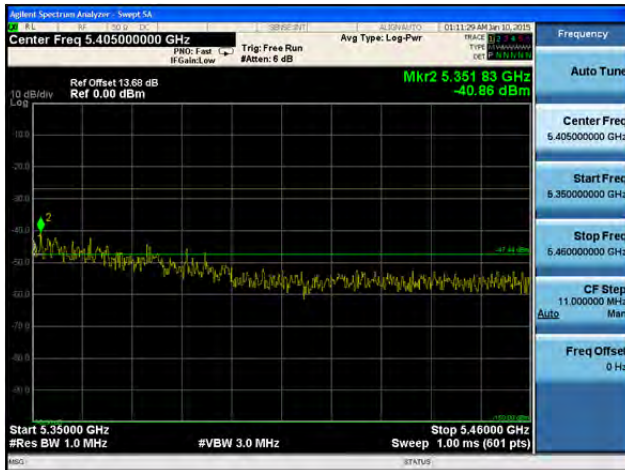
Conducted Bandedge Peak, 5290 MHz, HT/VHT80 Beam Forming, M8 to M15, M0.2 to M9.2



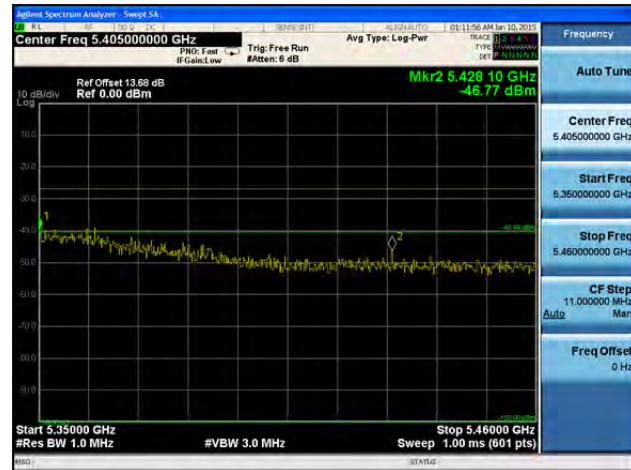
Antenna A



Antenna B



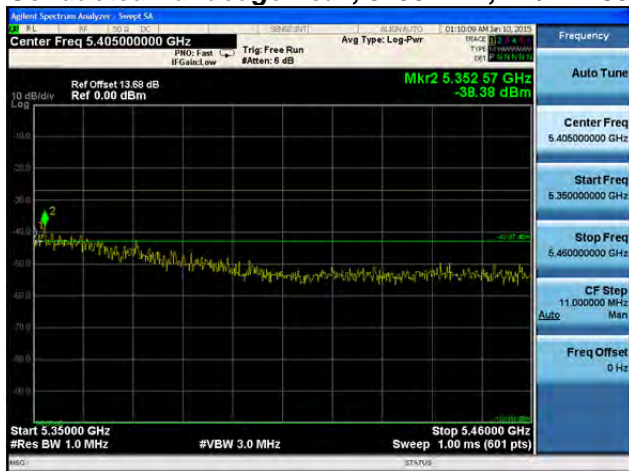
Antenna C



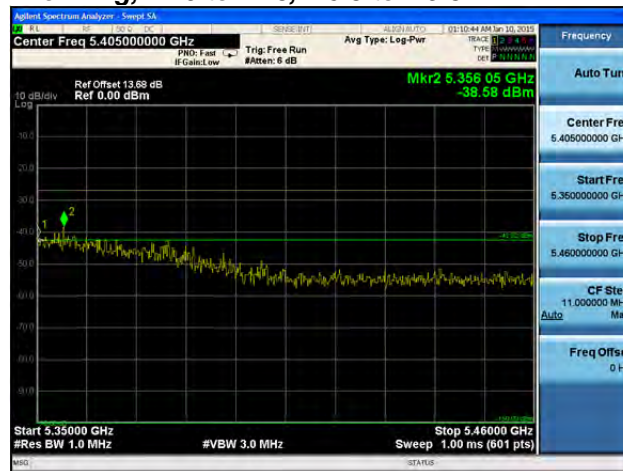
Antenna D



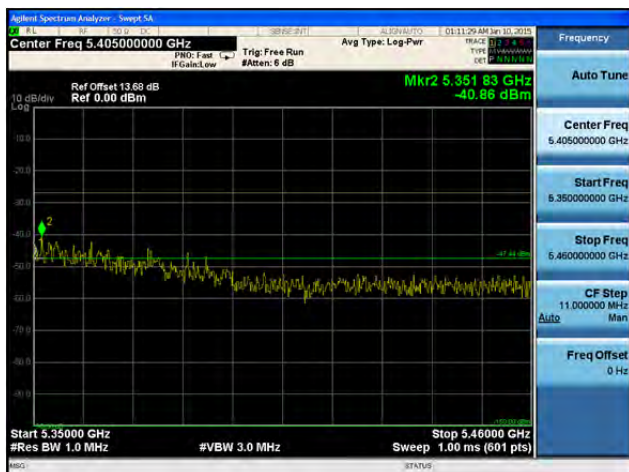
Conducted Bandedge Peak, 5290 MHz, HT/VHT80 Beam Forming, M16 to M23, M0.3 to M9.3



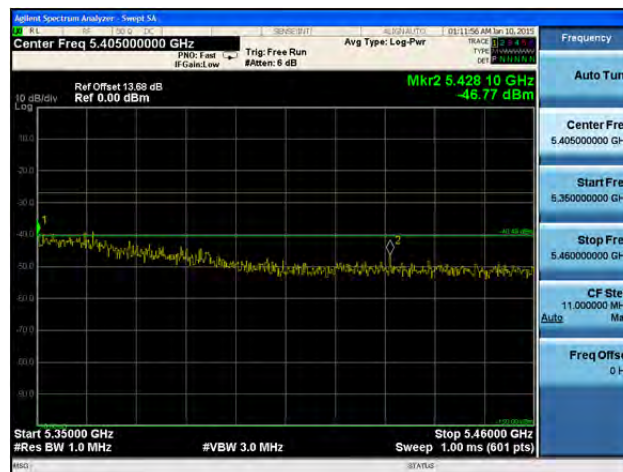
Antenna A



Antenna B



Antenna C



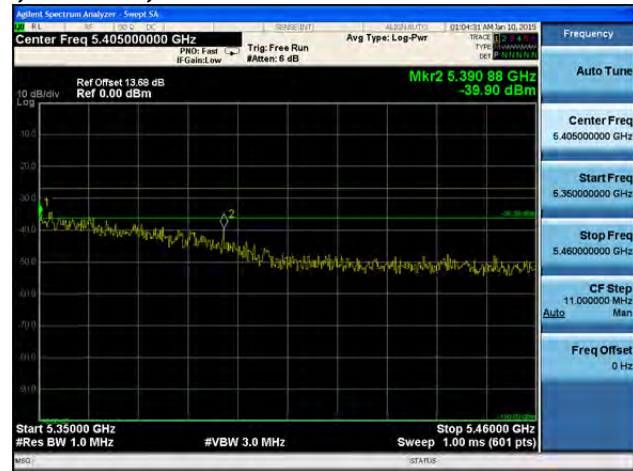
Antenna D



Conducted Bandedge Peak, 5290 MHz, HT/VHT80 STBC, M0 to M7, M0.1 to M9.1



Antenna A



Antenna B



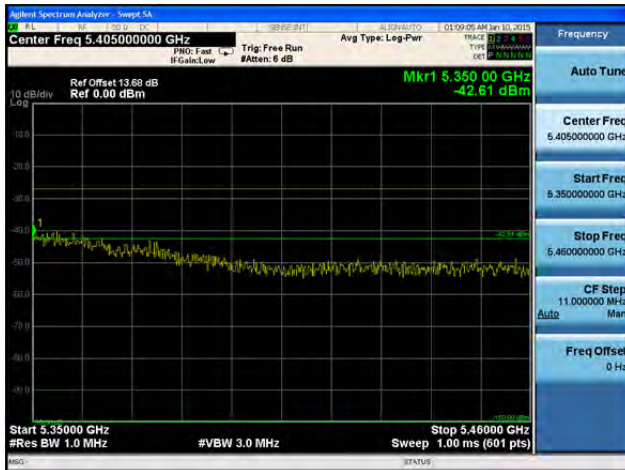
Conducted Bandedge Peak, 5290 MHz, HT/VHT80 STBC, M0 to M7, M0.1 to M9.1



Antenna A



Antenna B



Antenna C



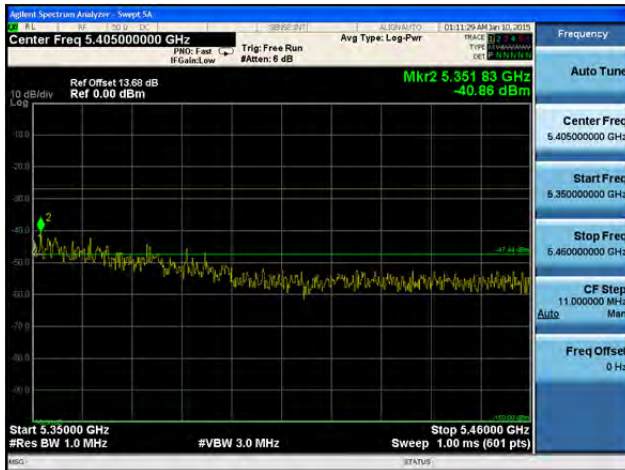
Conducted Bandedge Peak, 5290 MHz, HT/VHT80 STBC, M0 to M7, M0.1 to M9.1



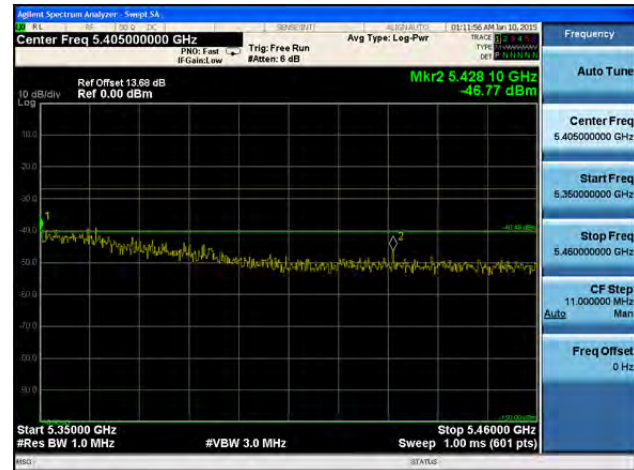
Antenna A



Antenna B



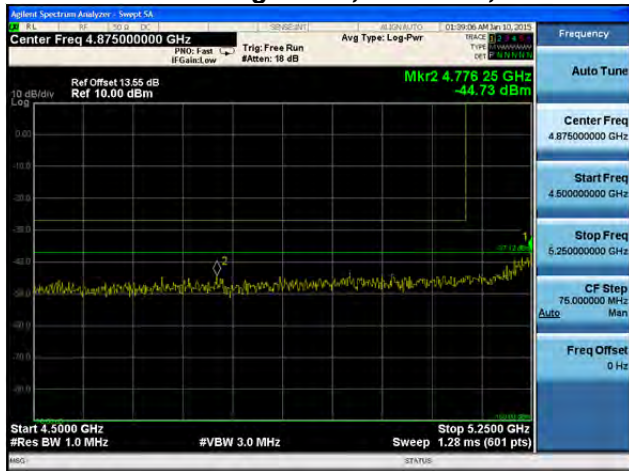
Antenna C



Antenna D



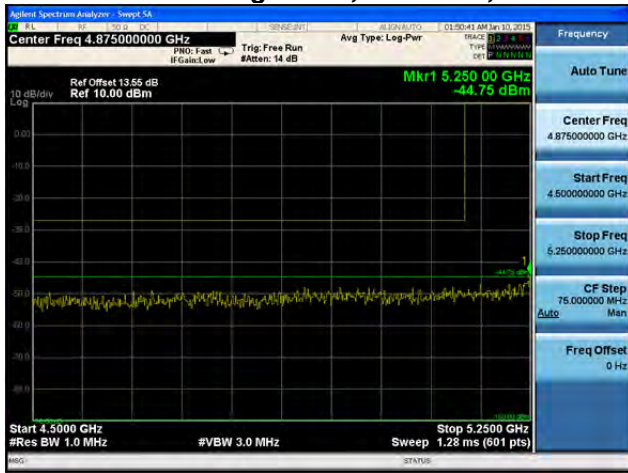
Conducted Bandedge Peak, 5280 MHz, Non HT/VHT20, 6 to 54 Mbps



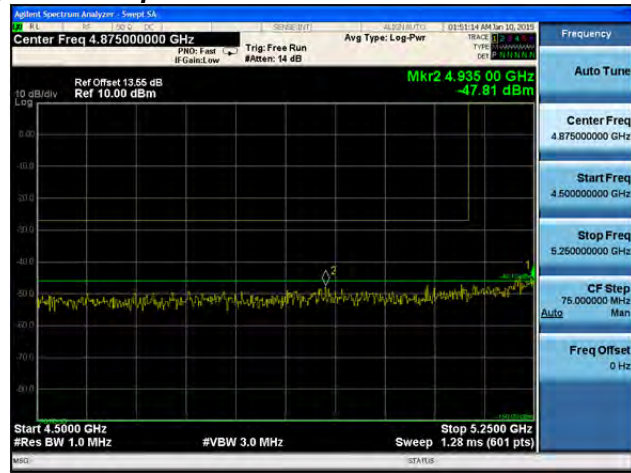
Antenna A



Conducted Bandedge Peak, 5280 MHz, Non HT/VHT20, 6 to 54 Mbps



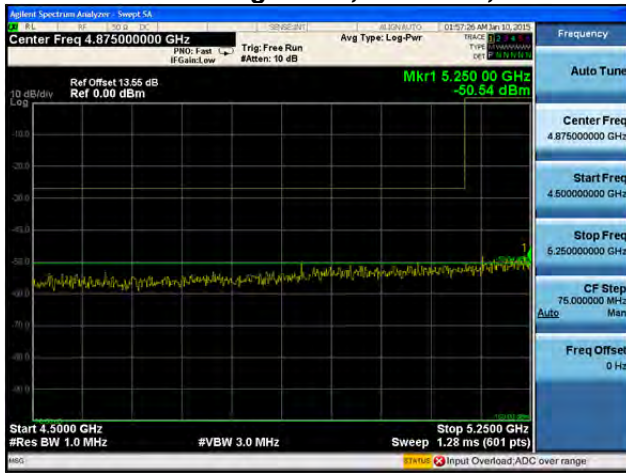
Antenna A



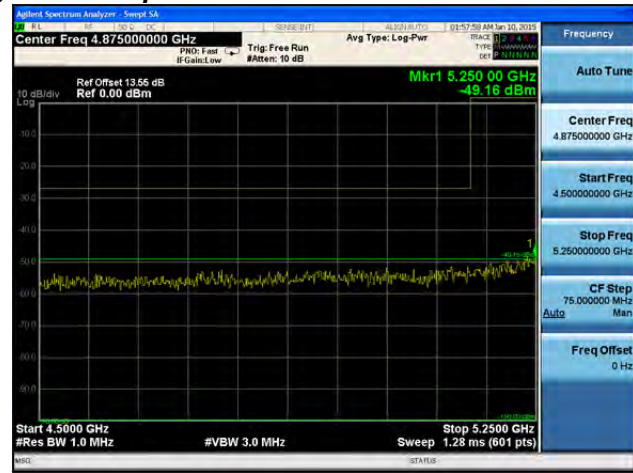
Antenna B



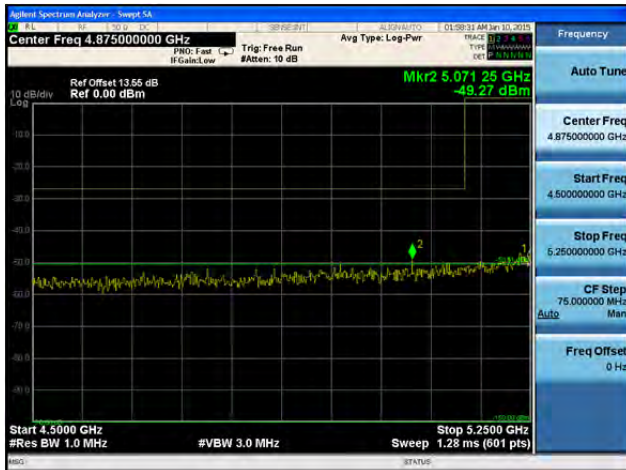
Conducted Bandedge Peak, 5280 MHz, Non HT/VHT20, 6 to 54 Mbps



Antenna A



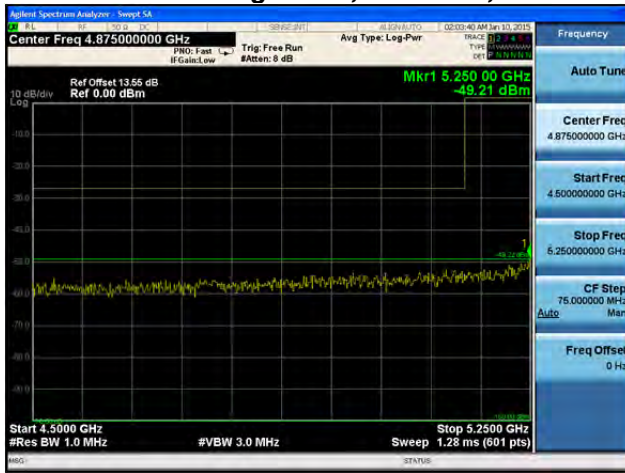
Antenna B



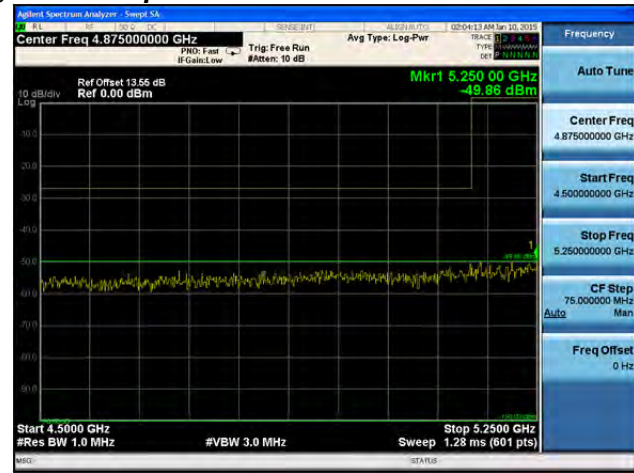
Antenna C



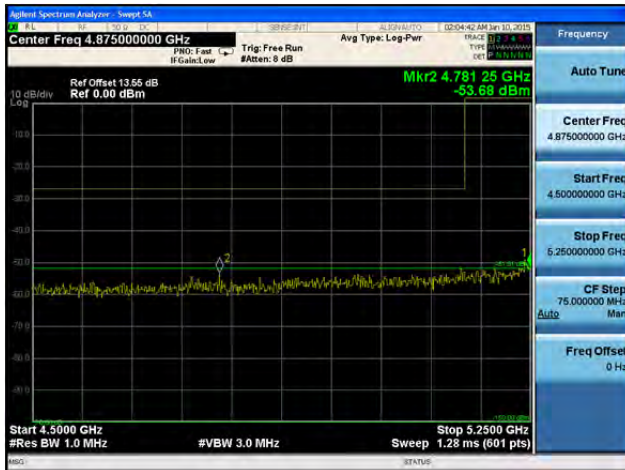
Conducted Bandedge Peak, 5280 MHz, Non HT/VHT20, 6 to 54 Mbps



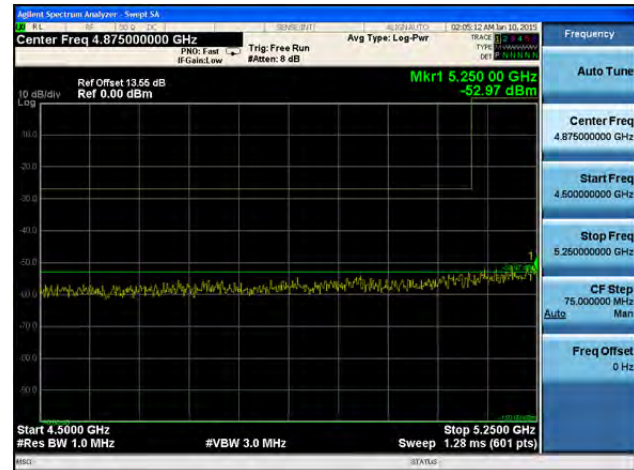
Antenna A



Antenna B



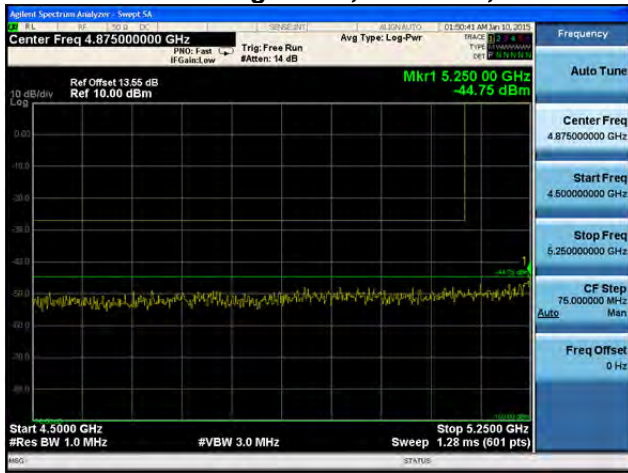
Antenna C



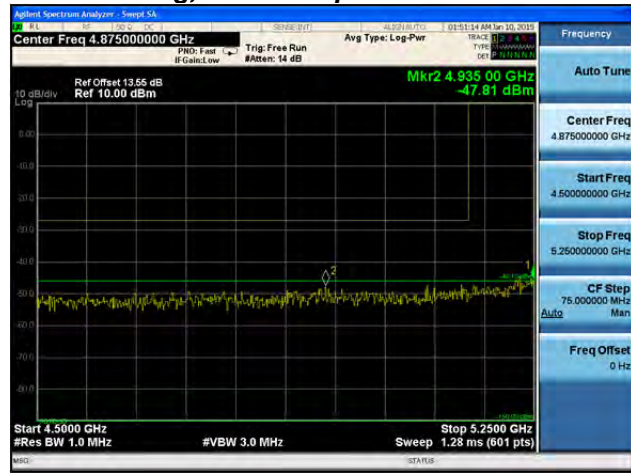
Antenna D



Conducted Bandedge Peak, 5280 MHz, Non HT/VHT20 Beam Forming, 6 to 54 Mbps



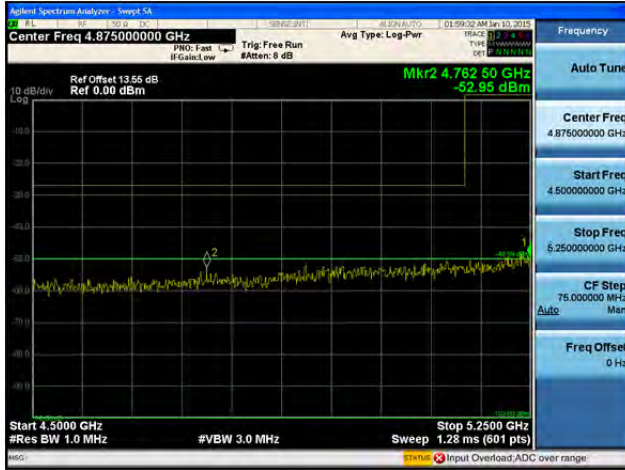
Antenna A



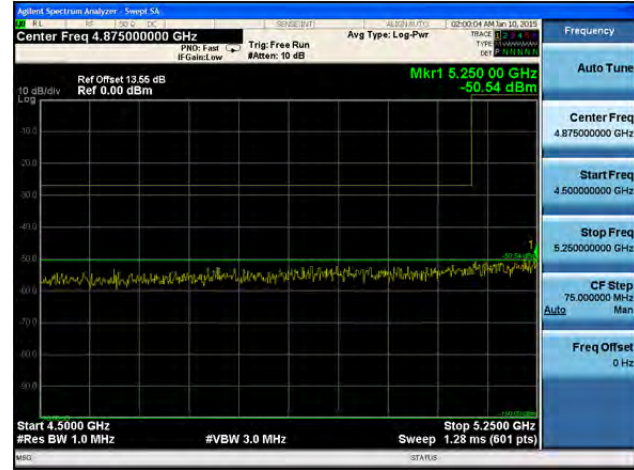
Antenna B



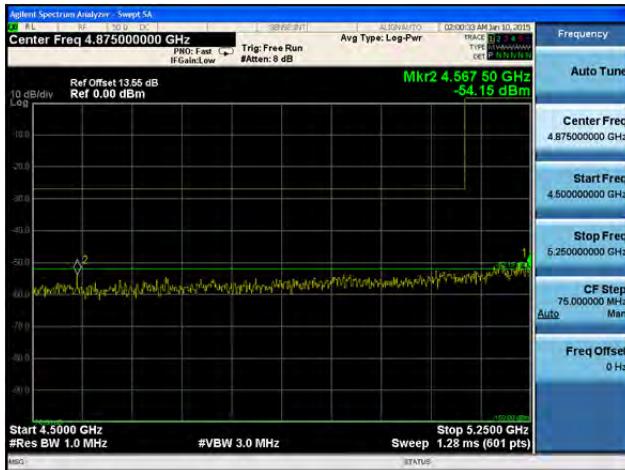
Conducted Bandedge Peak, 5280 MHz, Non HT/VHT20 Beam Forming, 6 to 54 Mbps



Antenna A



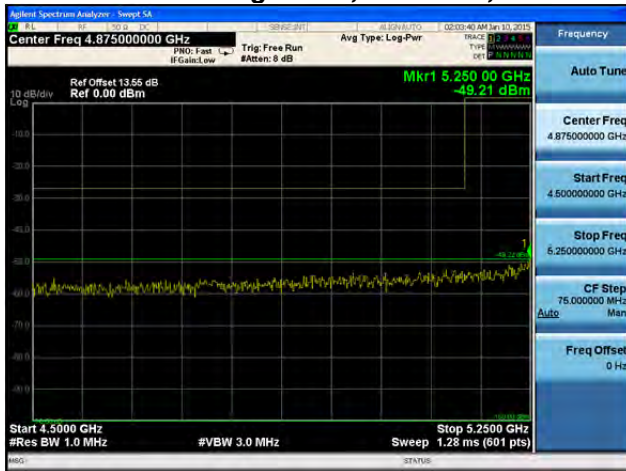
Antenna B



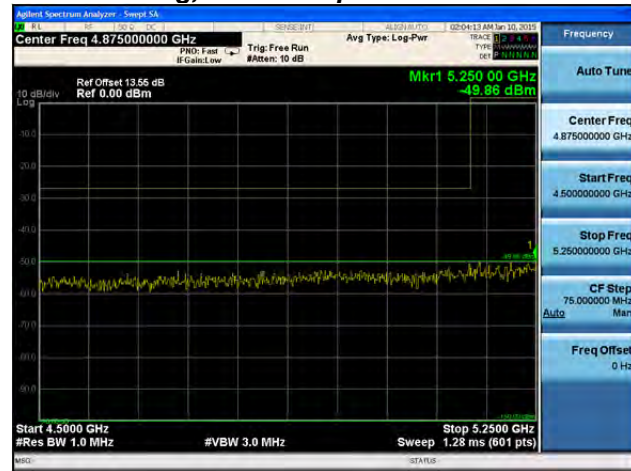
Antenna C



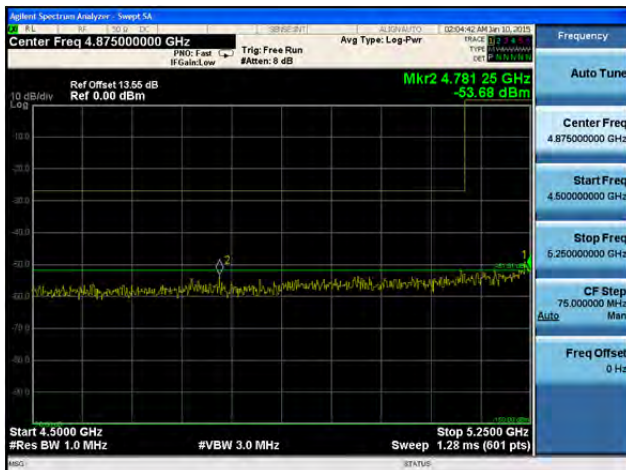
Conducted Bandedge Peak, 5280 MHz, Non HT/VHT20 Beam Forming, 6 to 54 Mbps



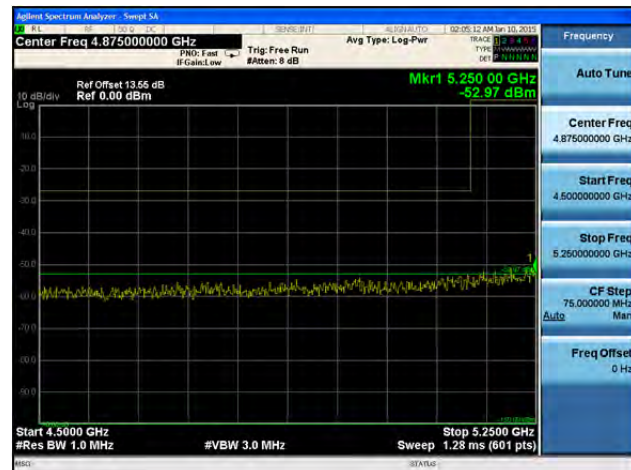
Antenna A



Antenna B



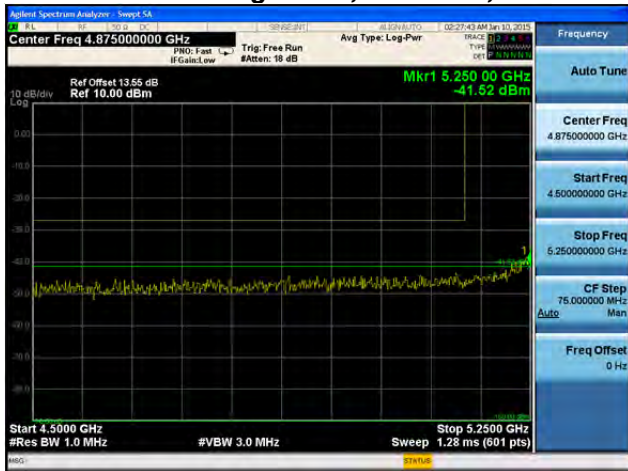
Antenna C



Antenna D



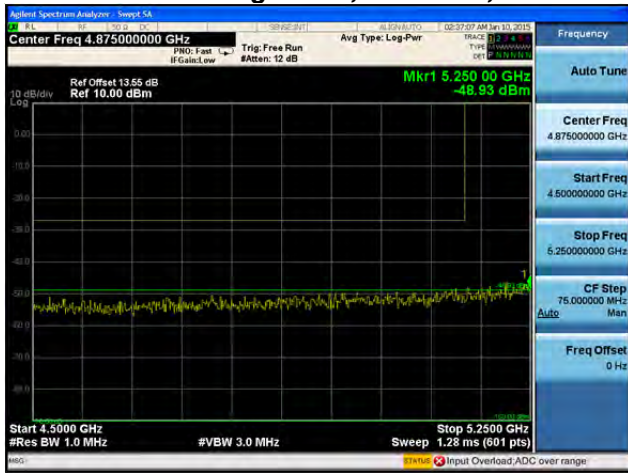
Conducted Bandedge Peak, 5280 MHz, HT/VHT20, M0 to M7, M0.1 to M9.1



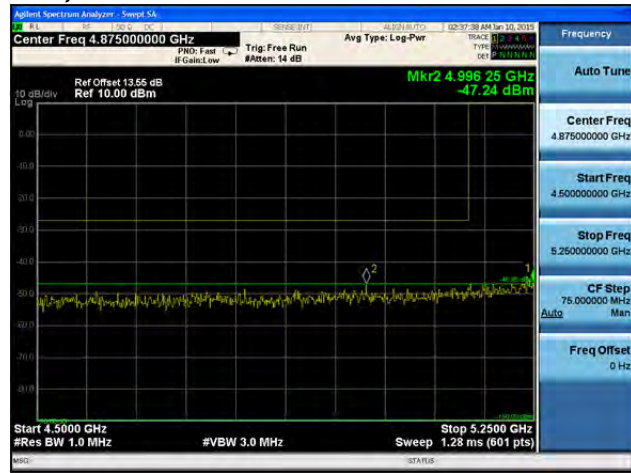
Antenna A



Conducted Bandedge Peak, 5280 MHz, HT/VHT20, M0 to M7, M0.1 to M9.1



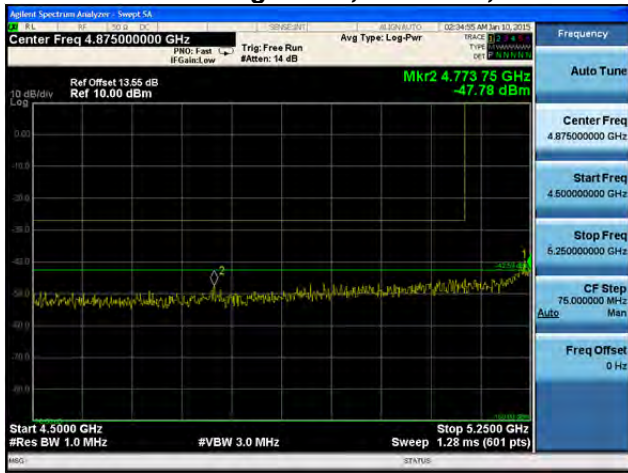
Antenna A



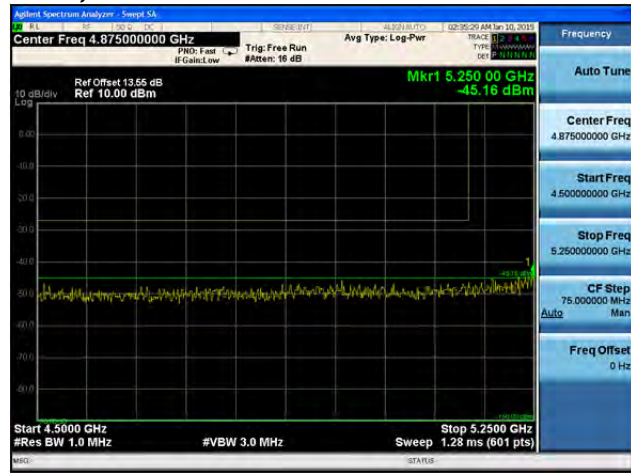
Antenna B



Conducted Bandedge Peak, 5280 MHz, HT/VHT20, M8 to M15, M0.2 to M9.2



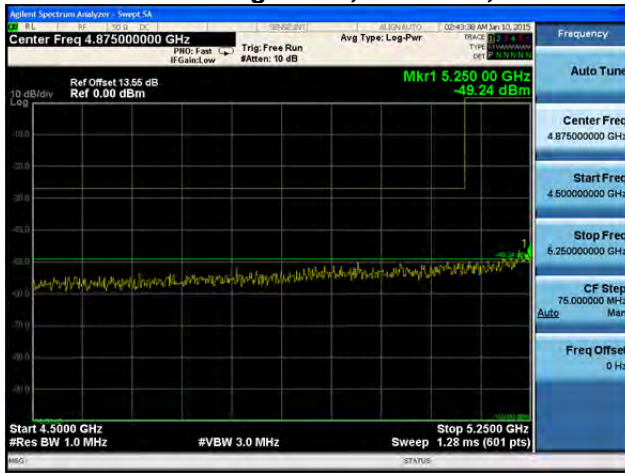
Antenna A



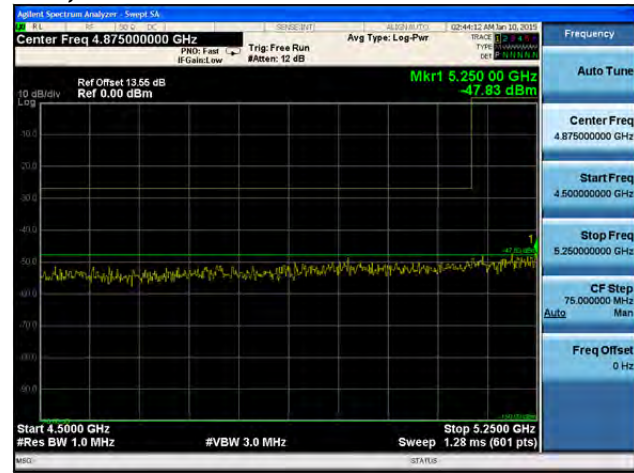
Antenna B



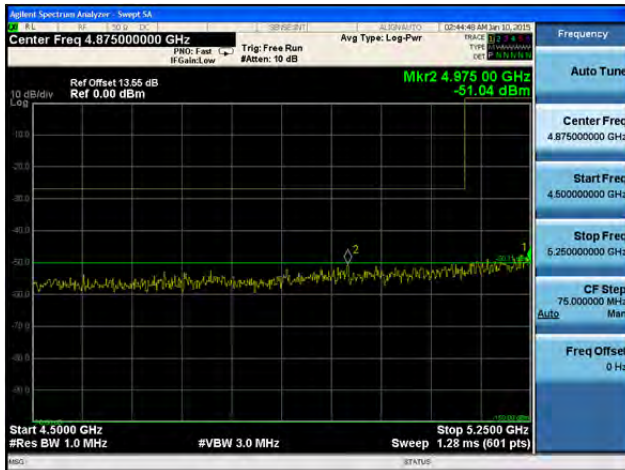
Conducted Bandedge Peak, 5280 MHz, HT/VHT20, M0 to M7, M0.1 to M9.1



Antenna A



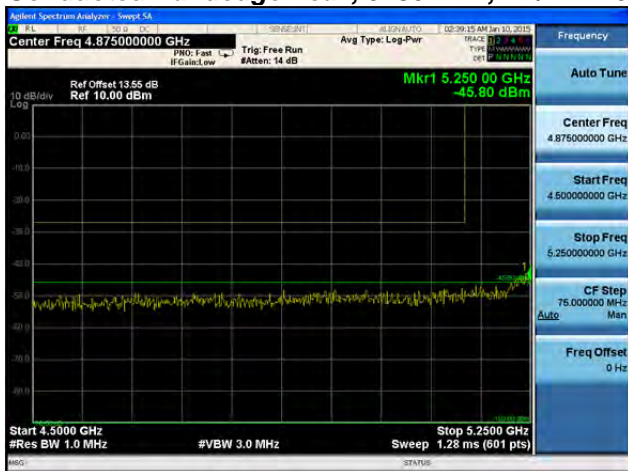
Antenna B



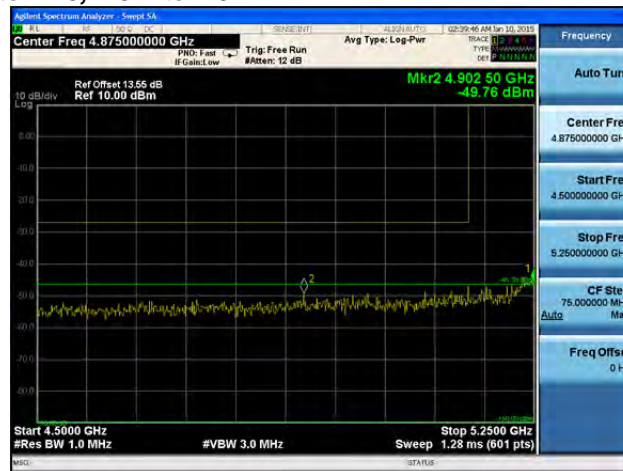
Antenna C



Conducted Bandedge Peak, 5280 MHz, HT/VHT20, M8 to M15, M0.2 to M9.2



Antenna A



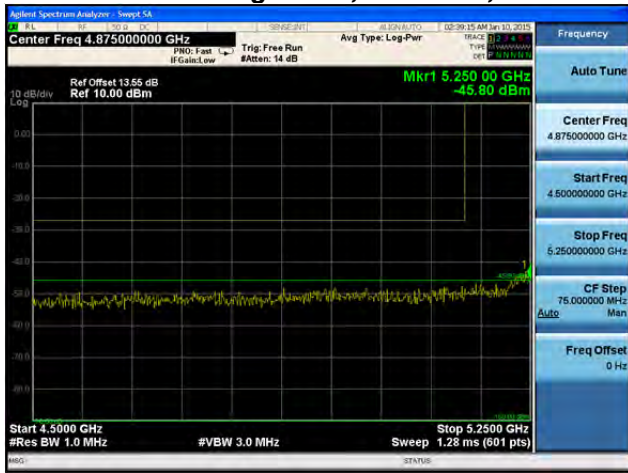
Antenna B



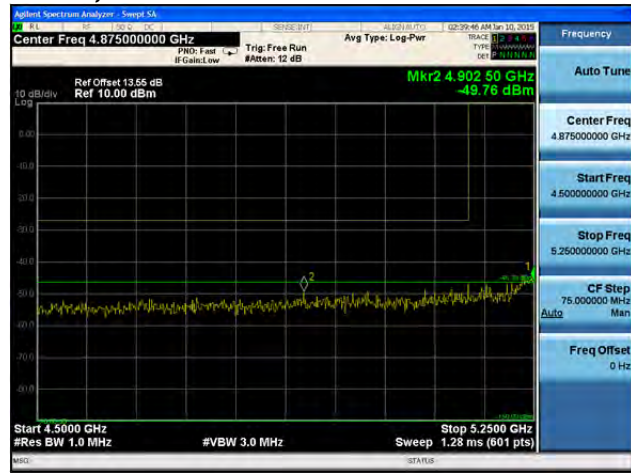
Antenna C



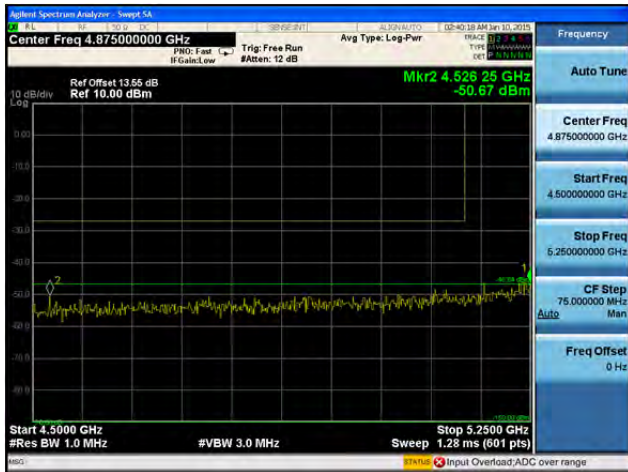
Conducted Bandedge Peak, 5280 MHz, HT/VHT20, M16 to M23, M0.3 to M9.3



Antenna A



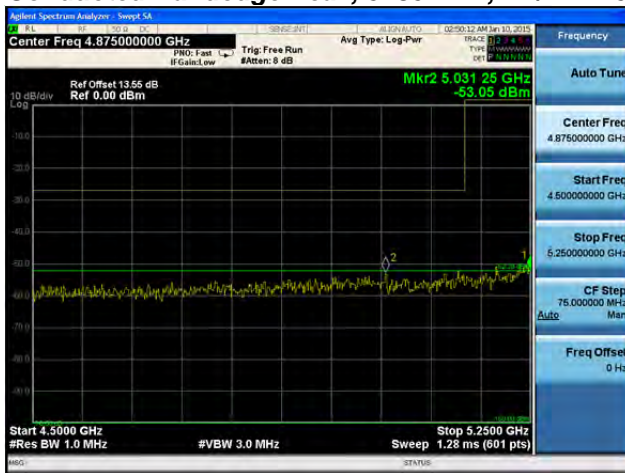
Antenna B



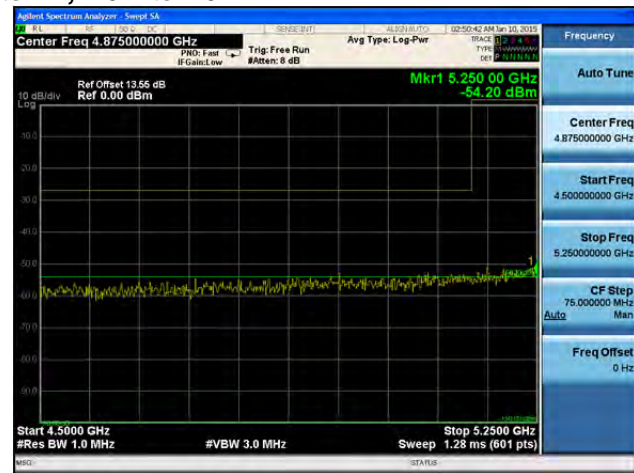
Antenna C



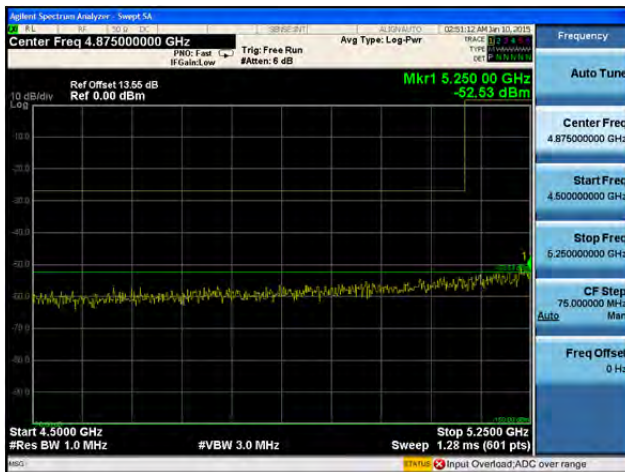
Conducted Bandedge Peak, 5280 MHz, HT/VHT20, M0 to M7, M0.1 to M9.1



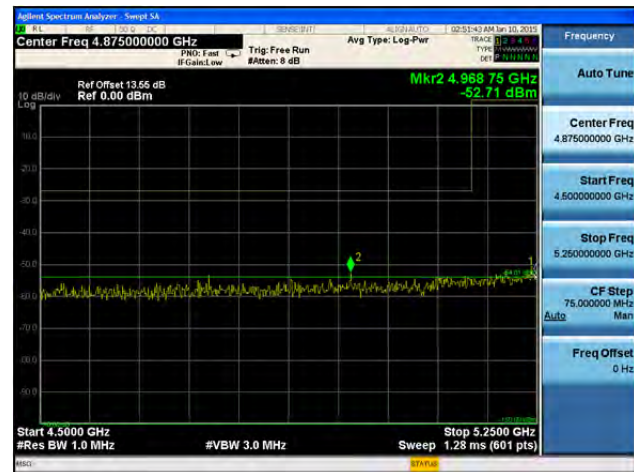
Antenna A



Antenna B



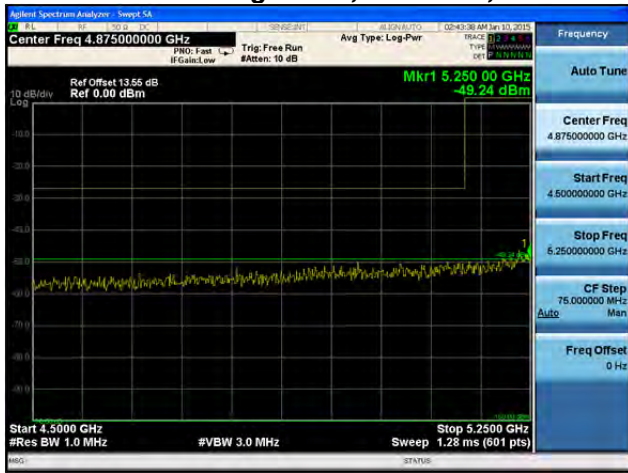
Antenna C



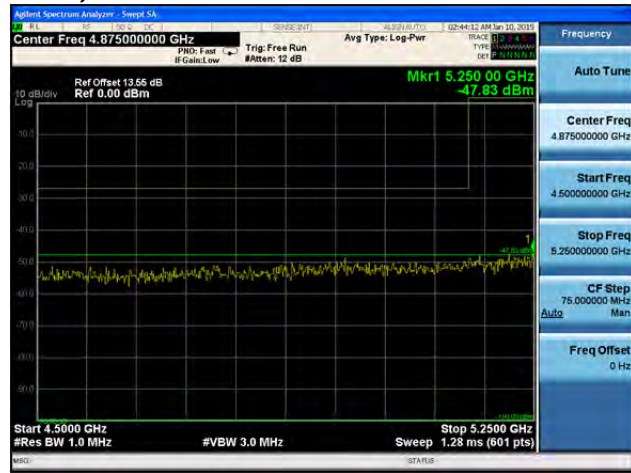
Antenna D



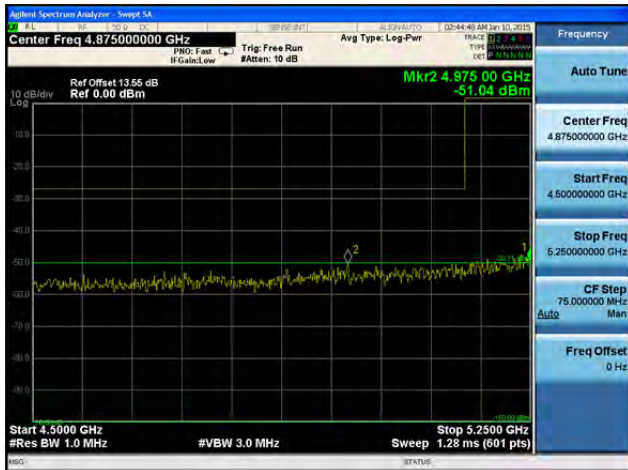
Conducted Bandedge Peak, 5280 MHz, HT/VHT20, M8 to M15, M0.2 to M9.2



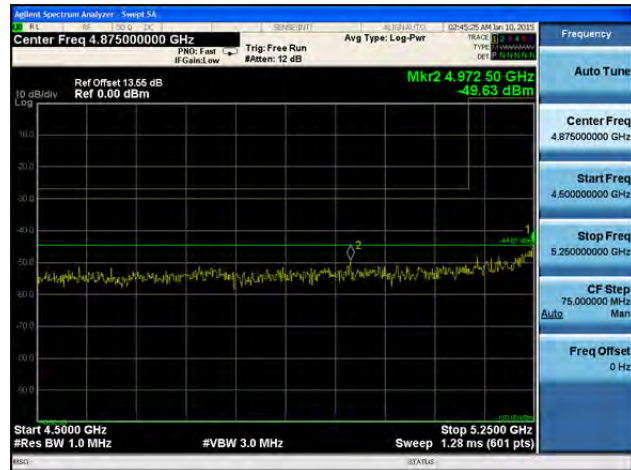
Antenna A



Antenna B



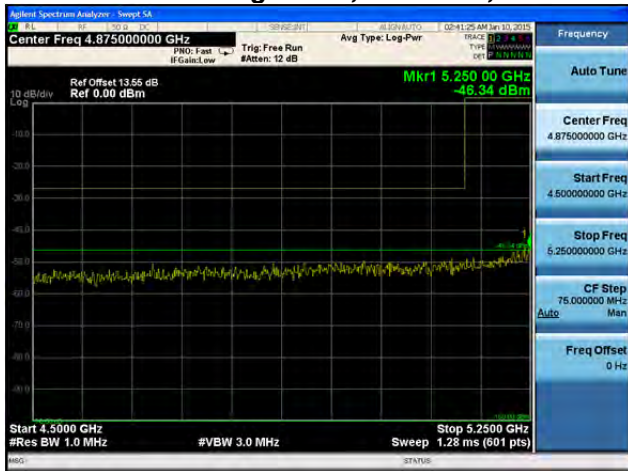
Antenna C



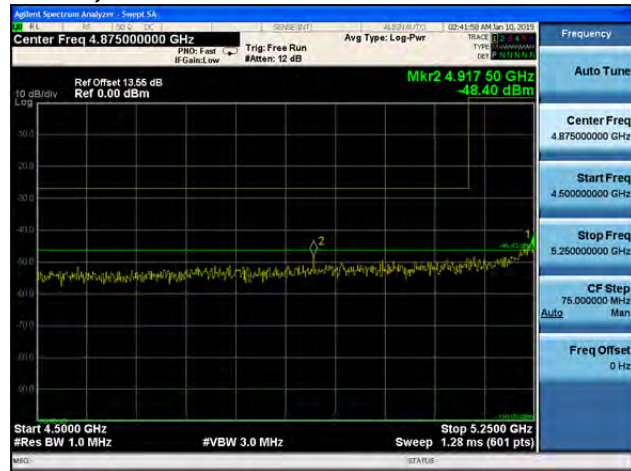
Antenna D



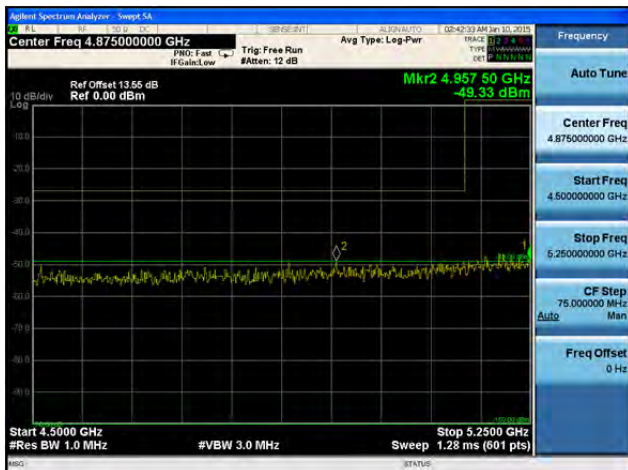
Conducted Bandedge Peak, 5280 MHz, HT/VHT20, M16 to M23, M0.3 to M9.3



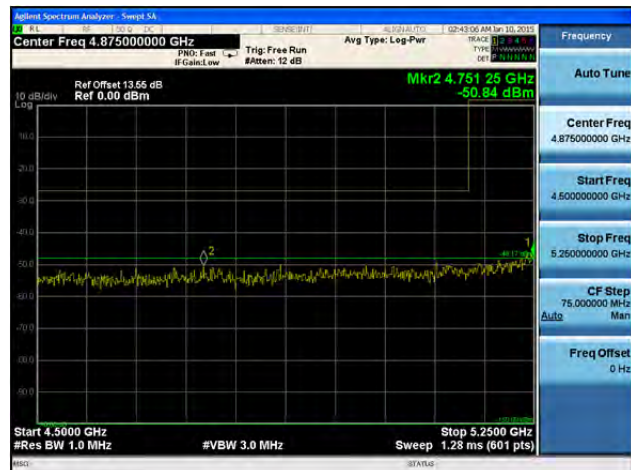
Antenna A



Antenna B



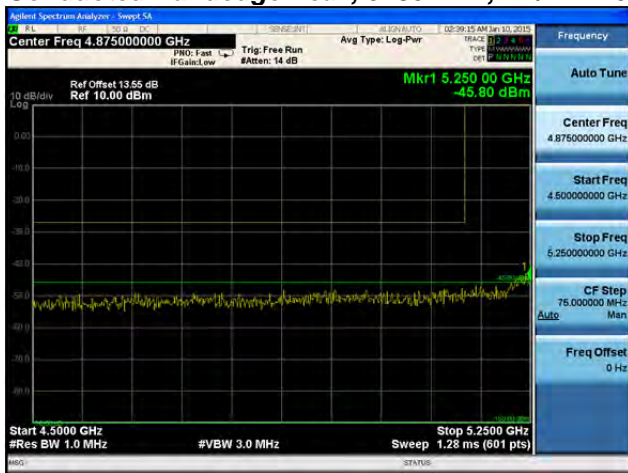
Antenna C



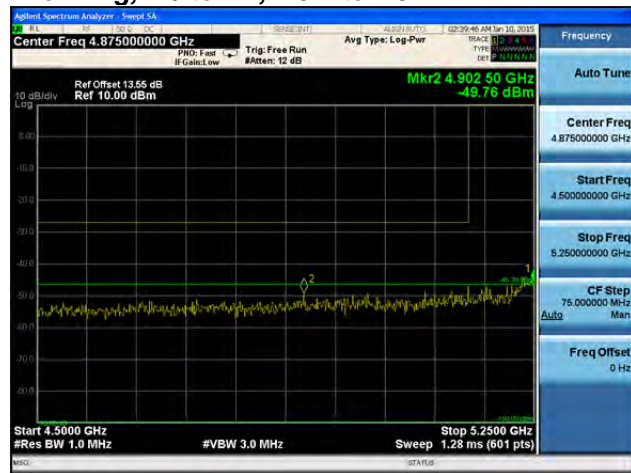
Antenna D



Conducted Bandedge Peak, 5280 MHz, HT/VHT20 Beam Forming, M0 to M7, M0.1 to M9.1



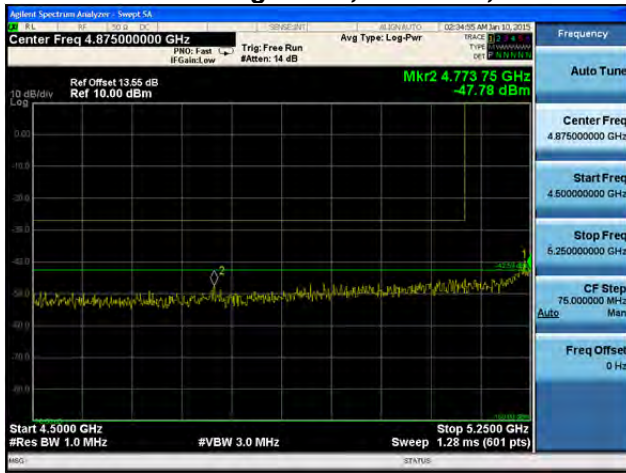
Antenna A



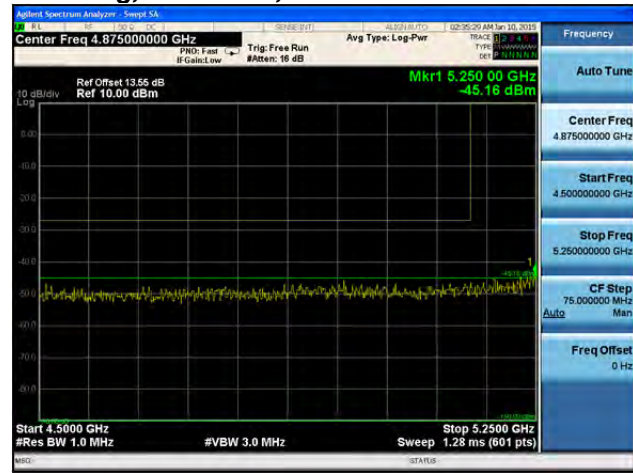
Antenna B



Conducted Bandedge Peak, 5280 MHz, HT/VHT20 Beam Forming, M8 to M15, M0.2 to M9.2



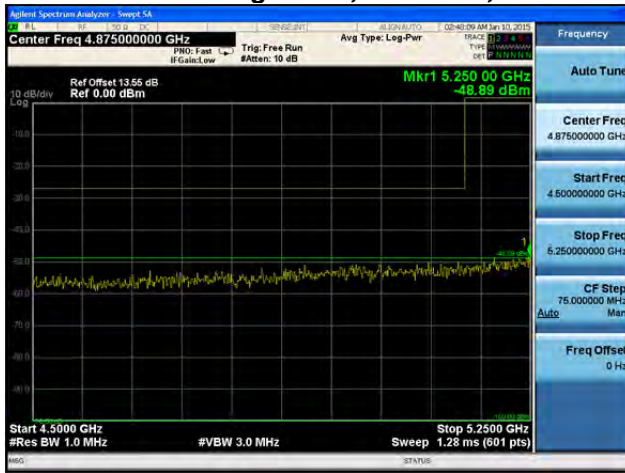
Antenna A



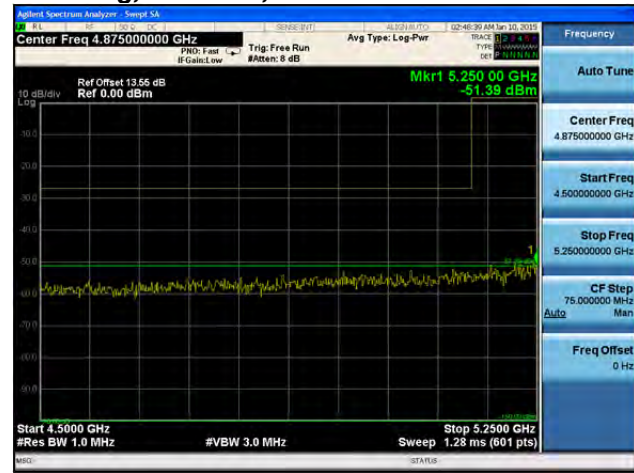
Antenna B



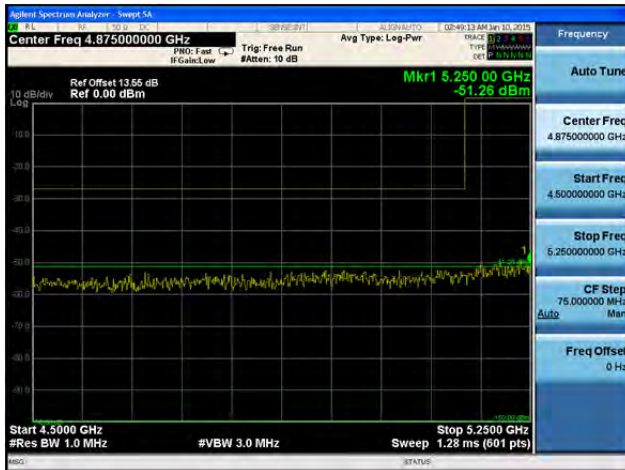
Conducted Bandedge Peak, 5280 MHz, HT/VHT20 Beam Forming, M0 to M7, M0.1 to M9.1



Antenna A



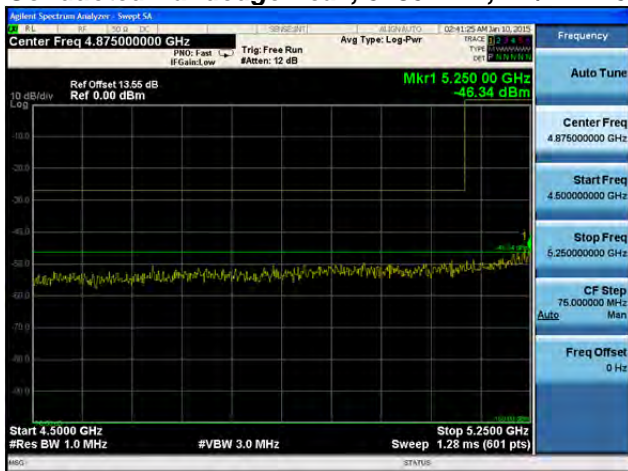
Antenna B



Antenna C



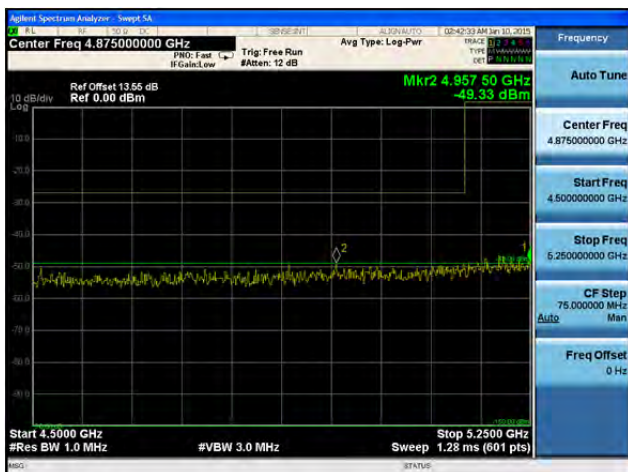
Conducted Bandedge Peak, 5280 MHz, HT/VHT20 Beam Forming, M8 to M15, M0.2 to M9.2



Antenna A



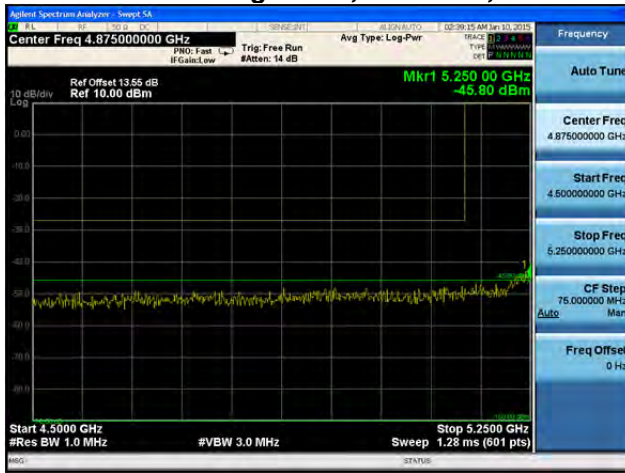
Antenna B



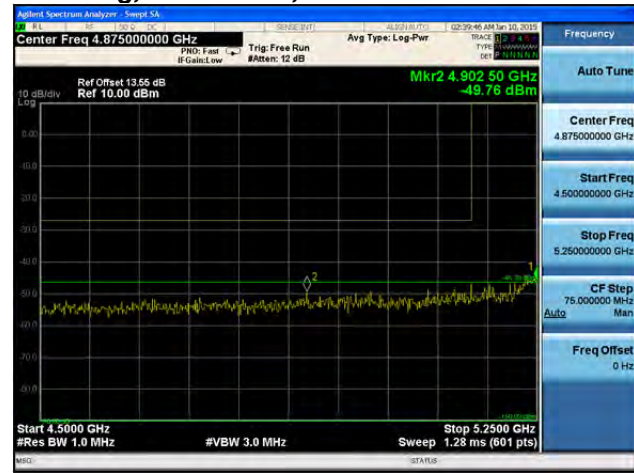
Antenna C



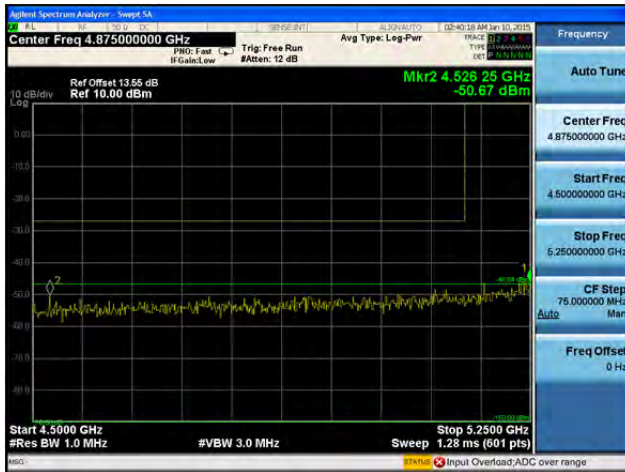
Conducted Bandedge Peak, 5280 MHz, HT/VHT20 Beam Forming, M16 to M23, M0.3 to M9.3



Antenna A



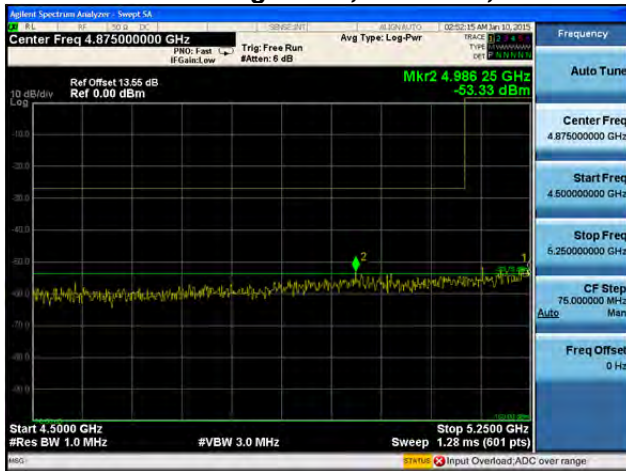
Antenna B



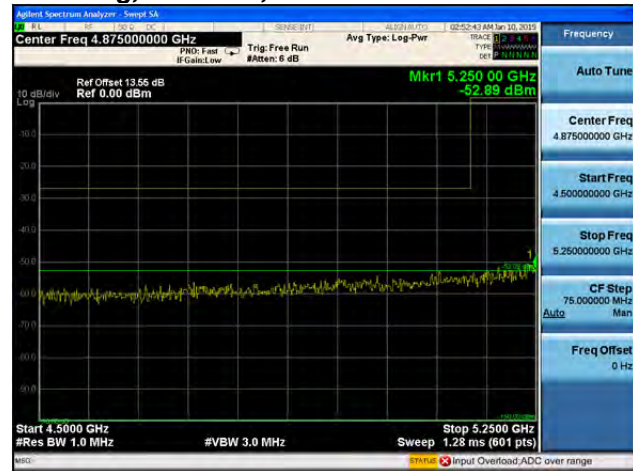
Antenna C



Conducted Bandedge Peak, 5280 MHz, HT/VHT20 Beam Forming, M0 to M7, M0.1 to M9.1



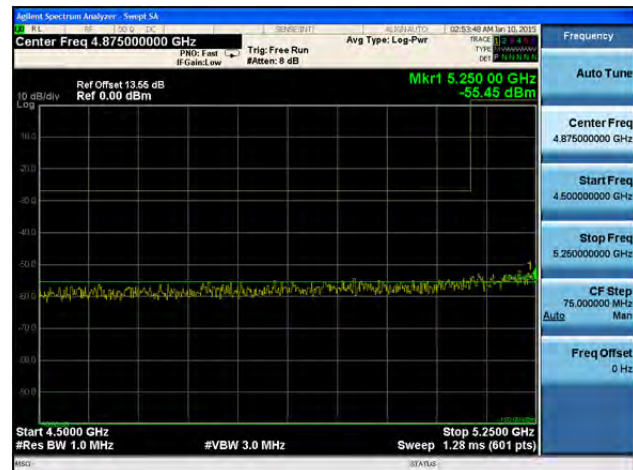
Antenna A



Antenna B



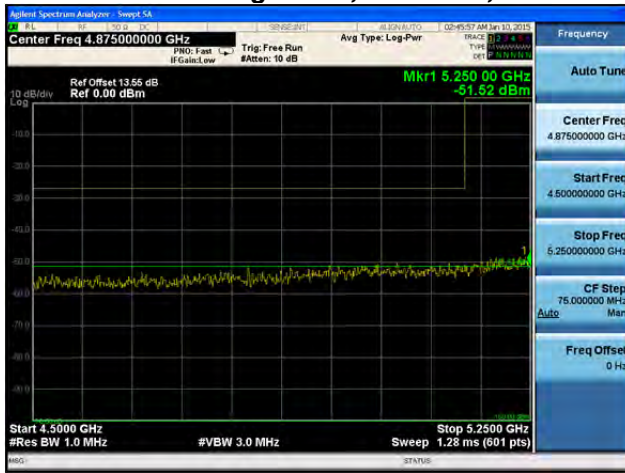
Antenna C



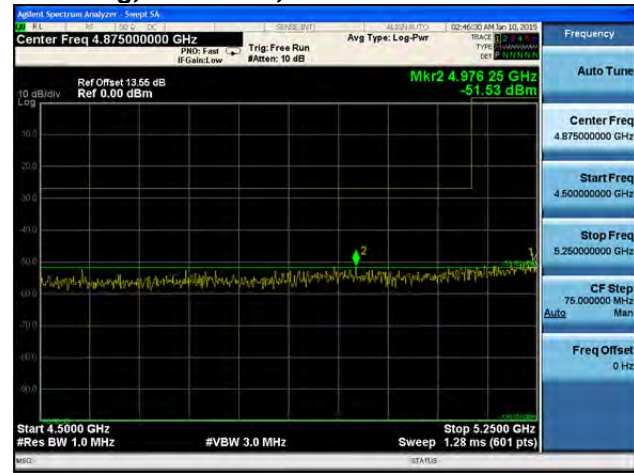
Antenna D



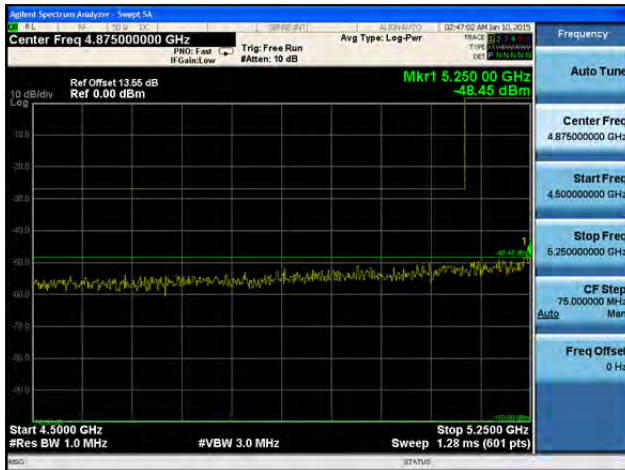
Conducted Bandedge Peak, 5280 MHz, HT/VHT20 Beam Forming, M8 to M15, M0.2 to M9.2



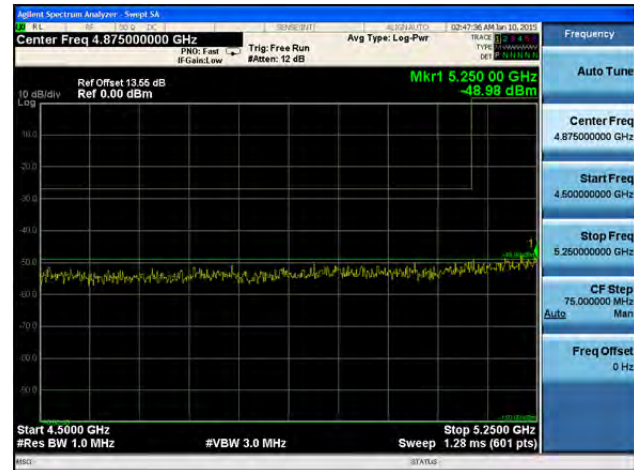
Antenna A



Antenna B



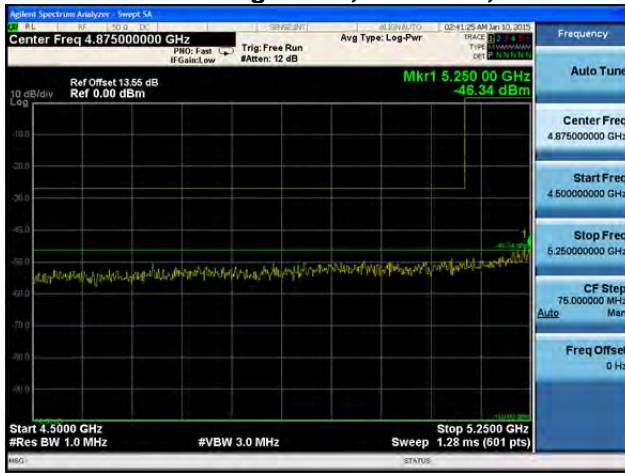
Antenna C



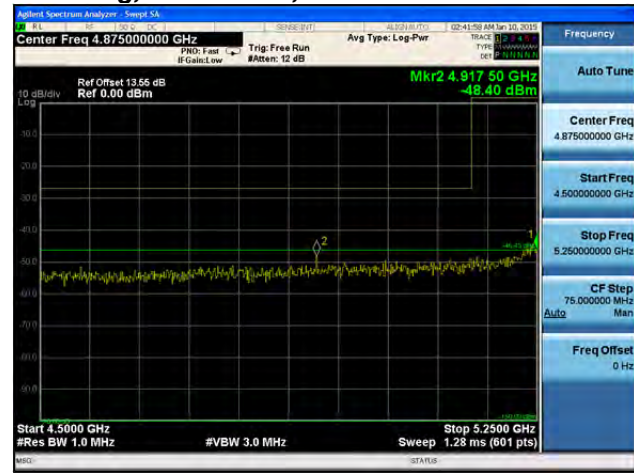
Antenna D



Conducted Bandedge Peak, 5280 MHz, HT/VHT20 Beam Forming, M16 to M23, M0.3 to M9.3



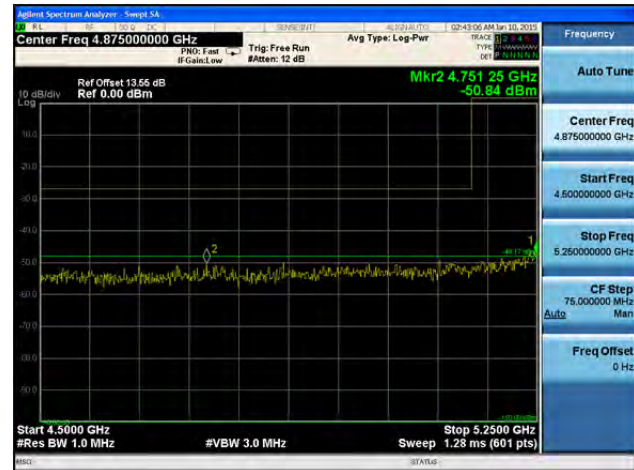
Antenna A



Antenna B



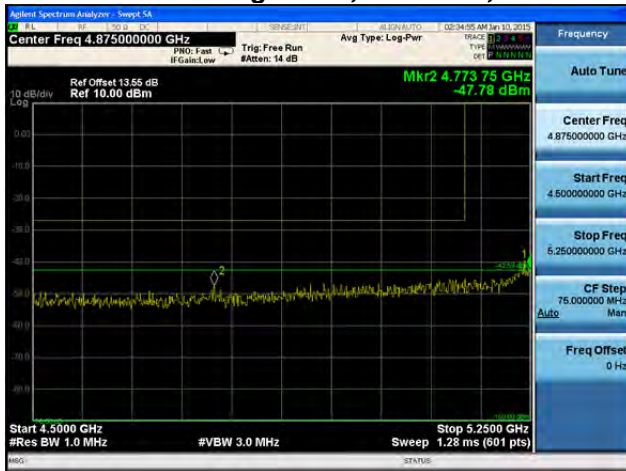
Antenna C



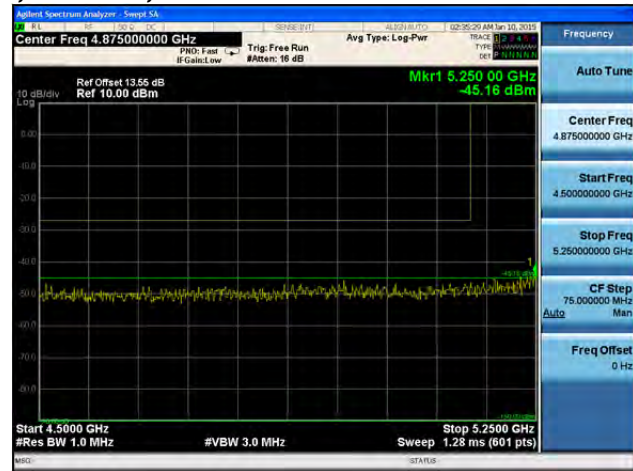
Antenna D



Conducted Bandedge Peak, 5280 MHz, HT/VHT20 STBC, M0 to M7, M0.1 to M9.1



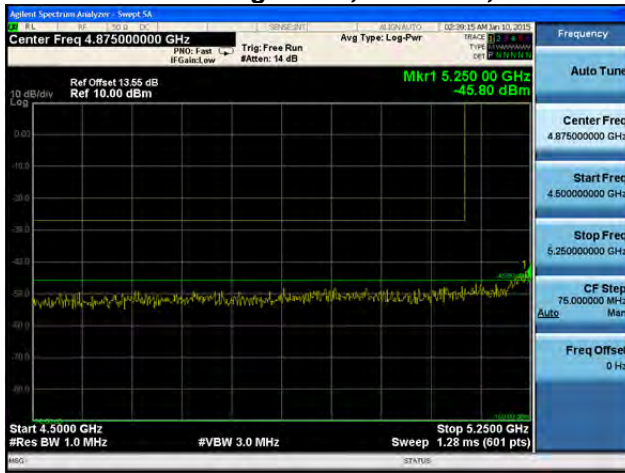
Antenna A



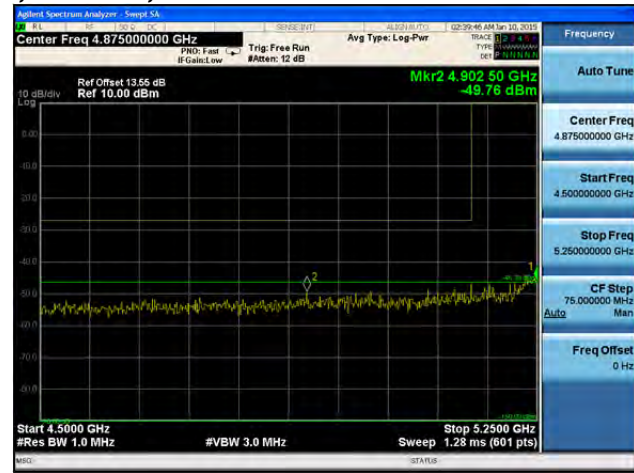
Antenna B



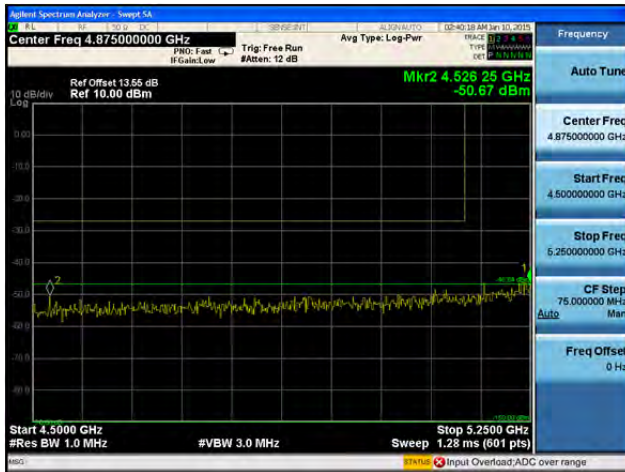
Conducted Bandedge Peak, 5280 MHz, HT/VHT20 STBC, M0 to M7, M0.1 to M9.1



Antenna A



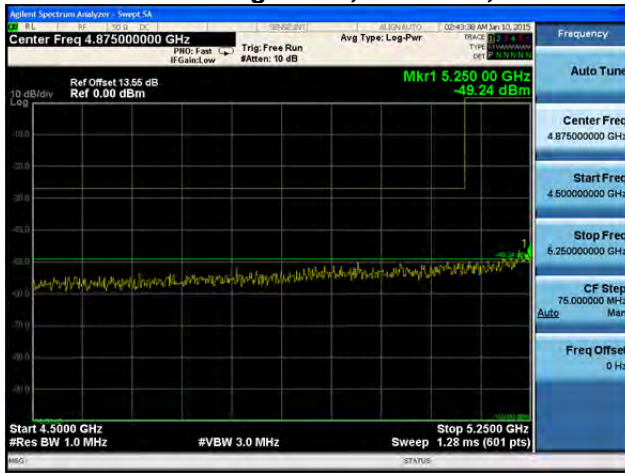
Antenna B



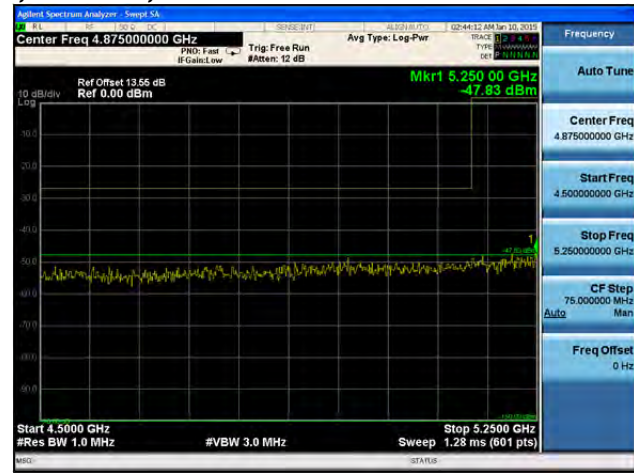
Antenna C



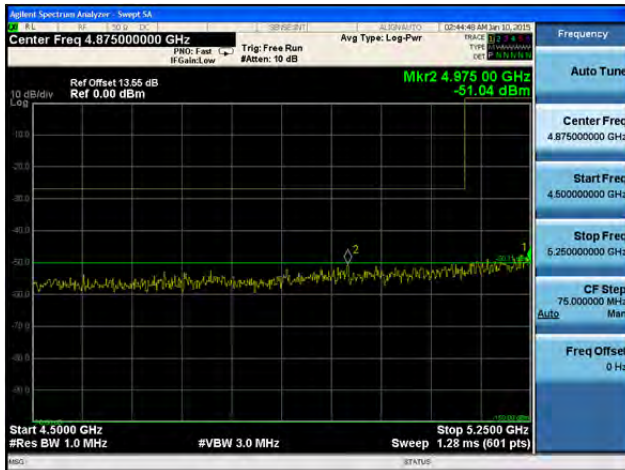
Conducted Bandedge Peak, 5280 MHz, HT/VHT20 STBC, M0 to M7, M0.1 to M9.1



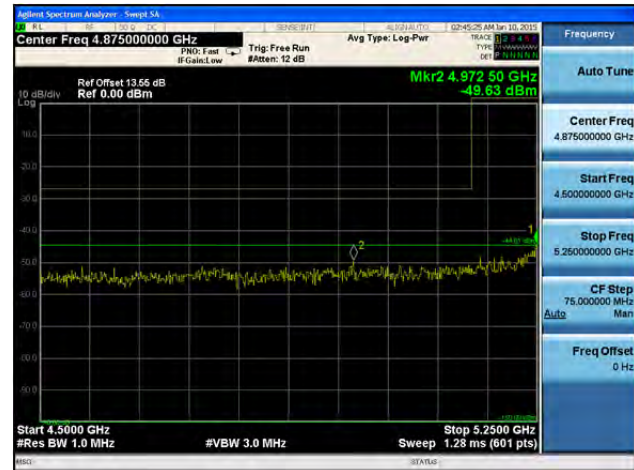
Antenna A



Antenna B



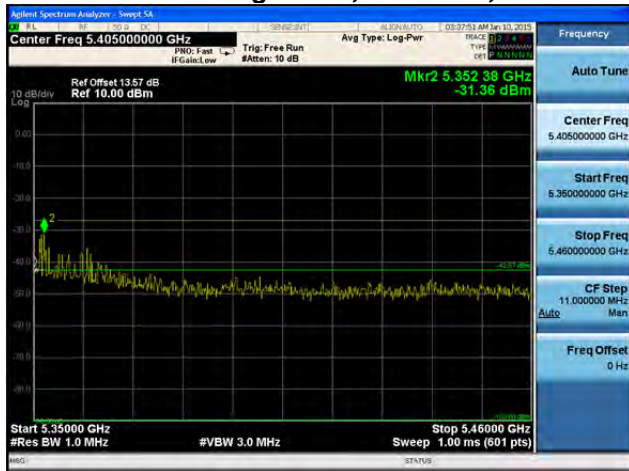
Antenna C



Antenna D



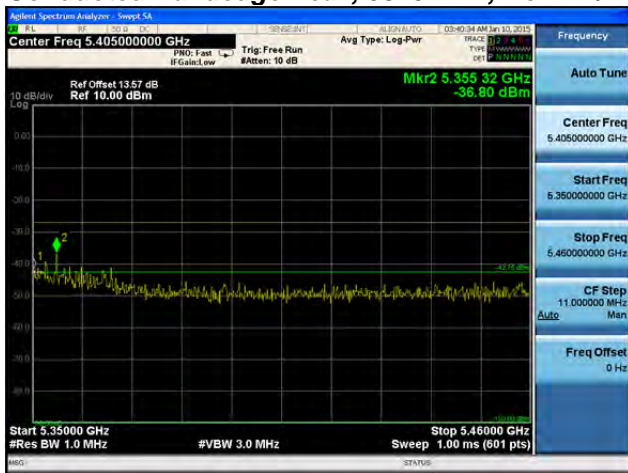
Conducted Bandedge Peak, 5310 MHz, Non HT/VHT40, 6 to 54 Mbps



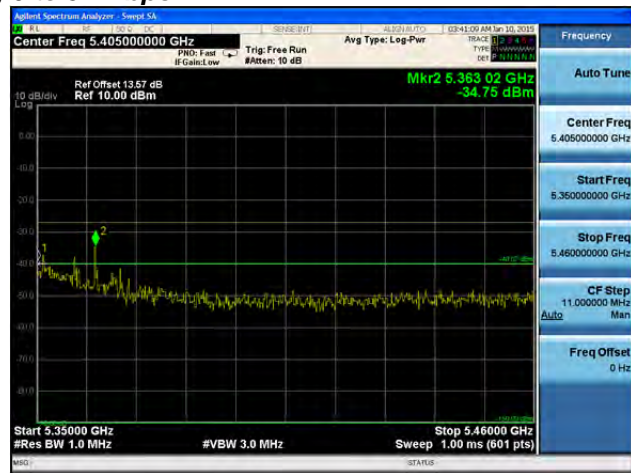
Antenna A



Conducted Bandedge Peak, 5310 MHz, Non HT/VHT40, 6 to 54 Mbps



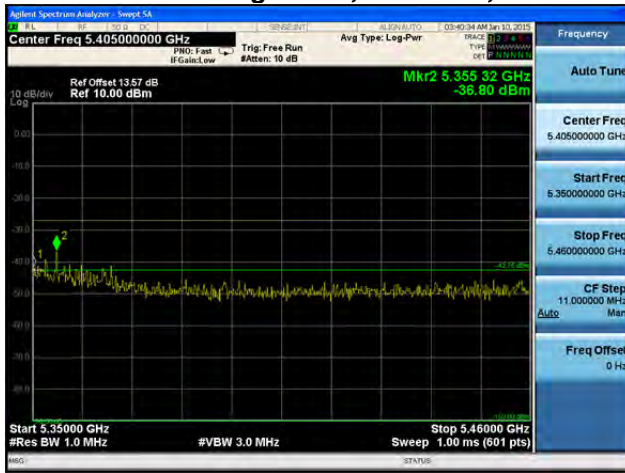
Antenna A



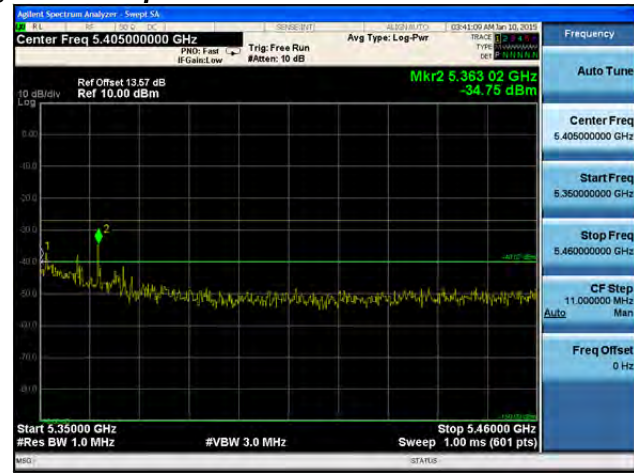
Antenna B



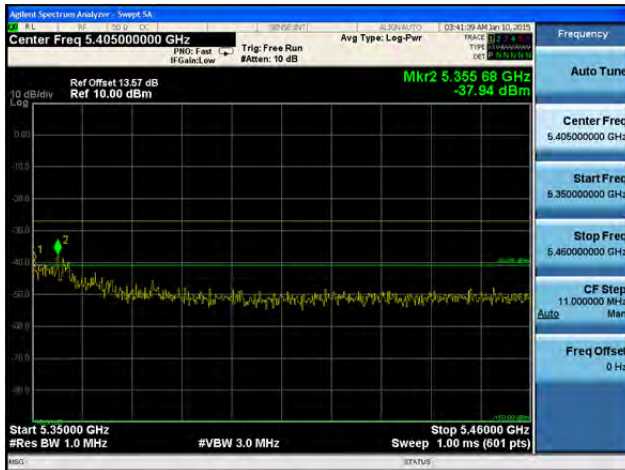
Conducted Bandedge Peak, 5310 MHz, Non HT/VHT40, 6 to 54 Mbps



Antenna A



Antenna B



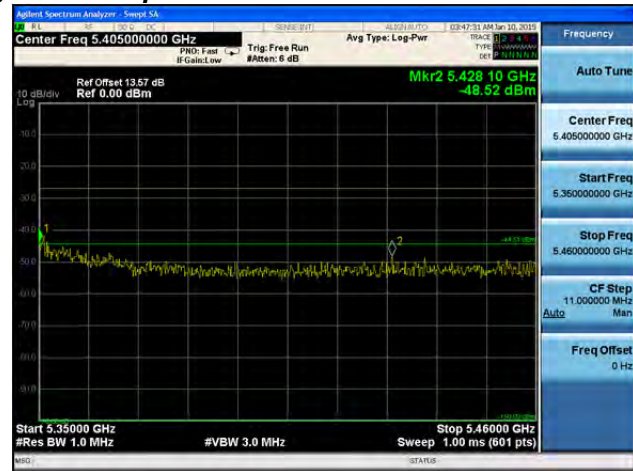
Antenna C



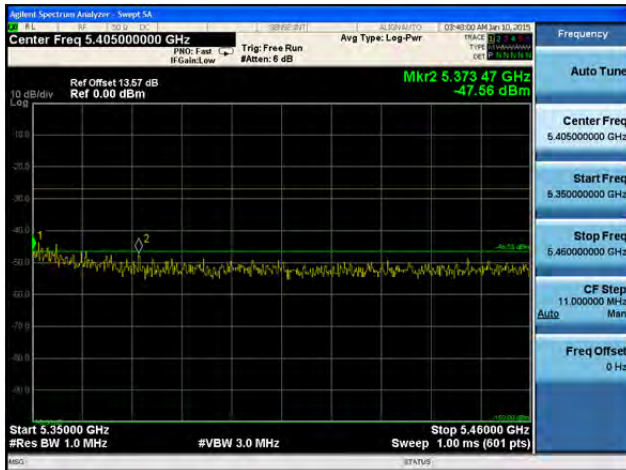
Conducted Bandedge Peak, 5310 MHz, Non HT/VHT40, 6 to 54 Mbps



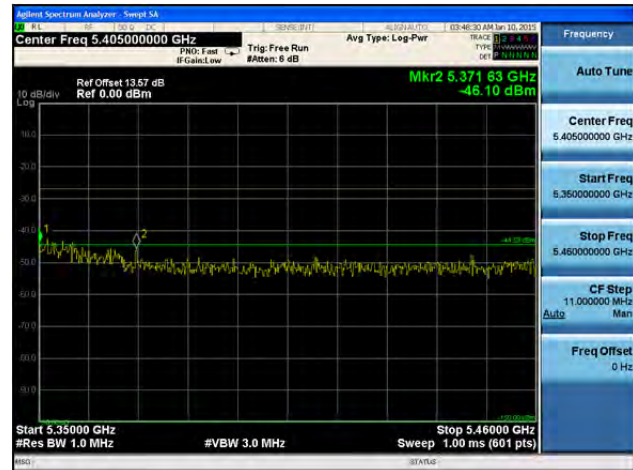
Antenna A



Antenna B



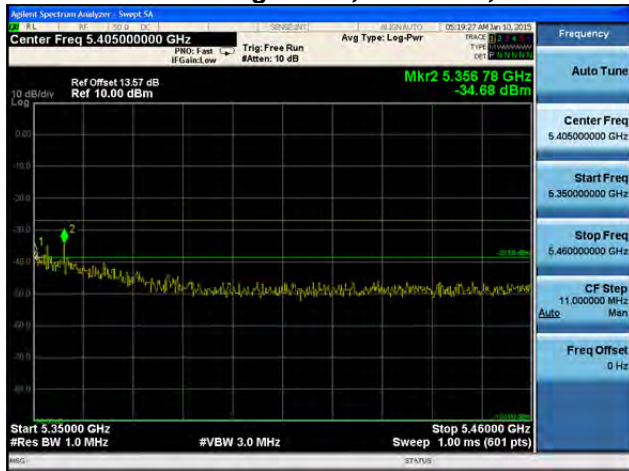
Antenna C



Antenna D



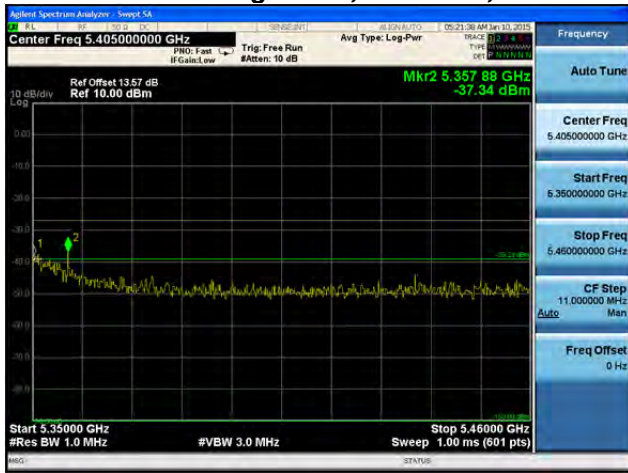
Conducted Bandedge Peak, 5310 MHz, HT/VHT40, M0 to M7, M0.1 to M9.1



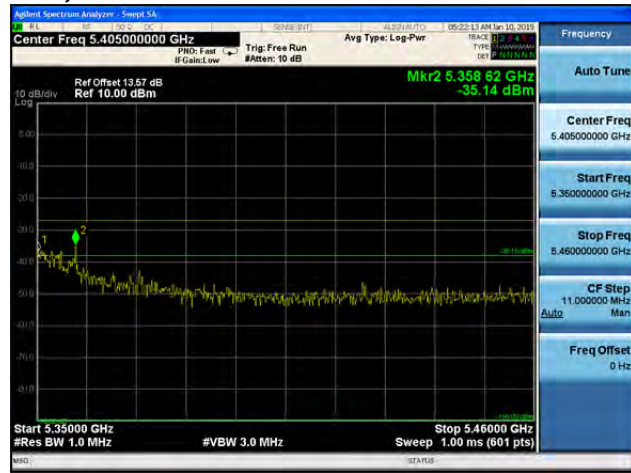
Antenna A



Conducted Bandedge Peak, 5310 MHz, HT/VHT40, M0 to M7, M0.1 to M9.1



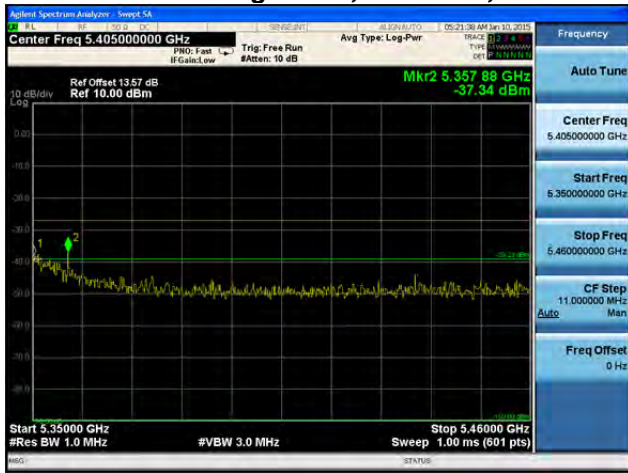
Antenna A



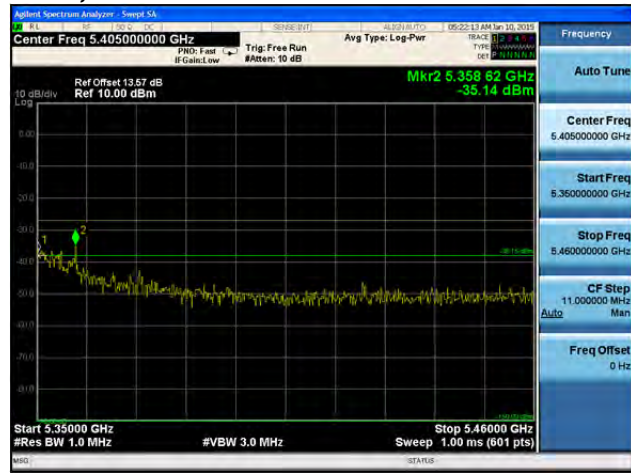
Antenna B



Conducted Bandedge Peak, 5310 MHz, HT/VHT40, M8 to M15, M0.2 to M9.2



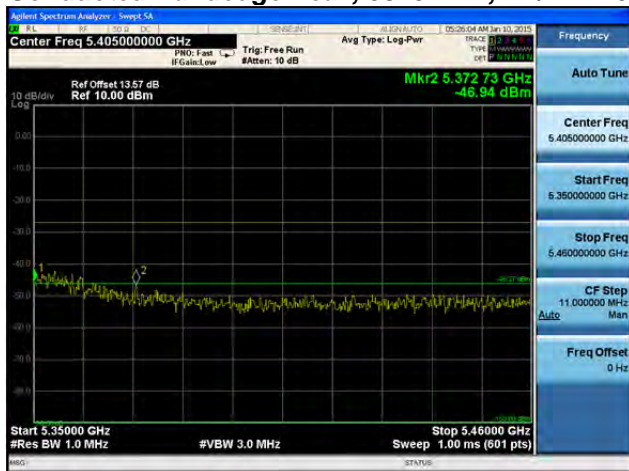
Antenna A



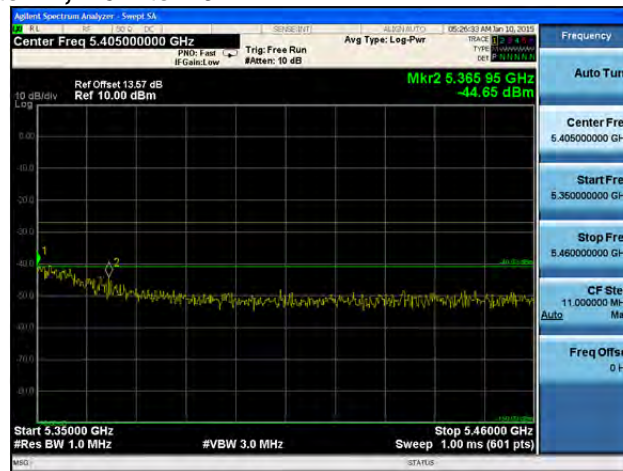
Antenna B



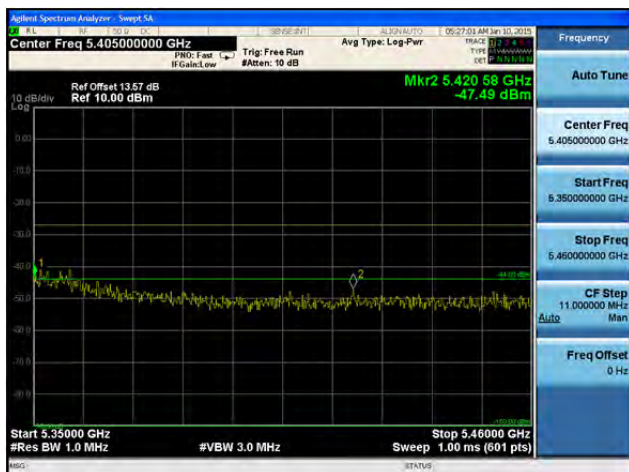
Conducted Bandedge Peak, 5310 MHz, HT/VHT40, M0 to M7, M0.1 to M9.1



Antenna A



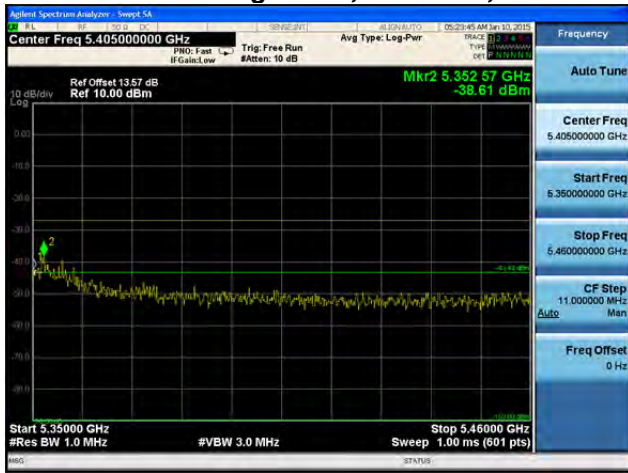
Antenna B



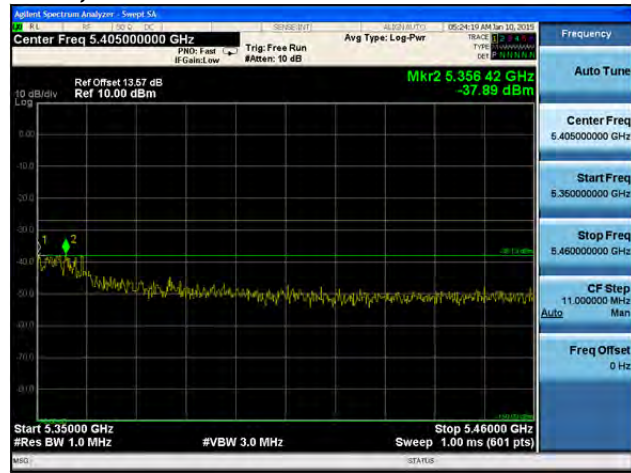
Antenna C



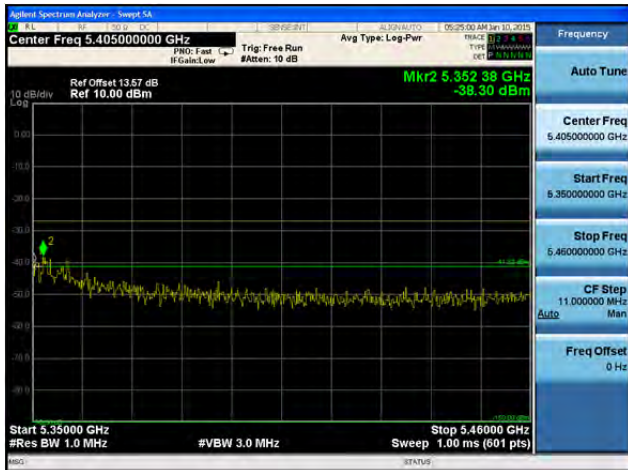
Conducted Bandedge Peak, 5310 MHz, HT/VHT40, M8 to M15, M0.2 to M9.2



Antenna A



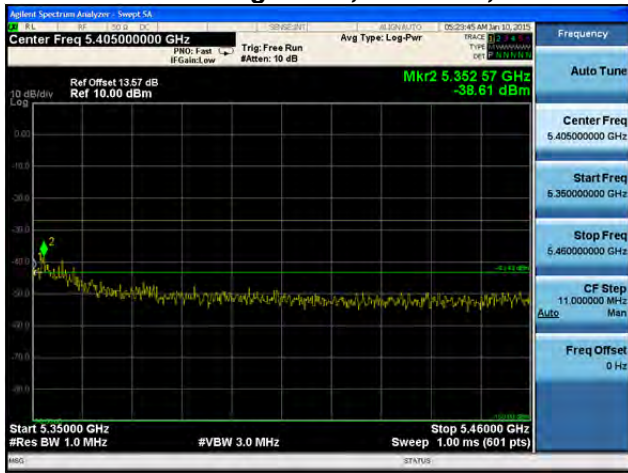
Antenna B



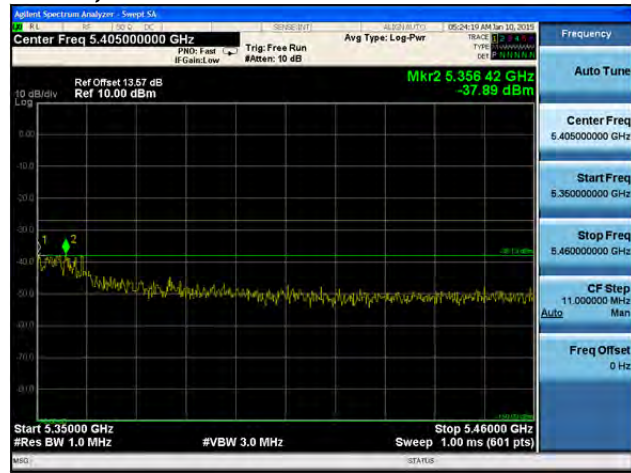
Antenna C



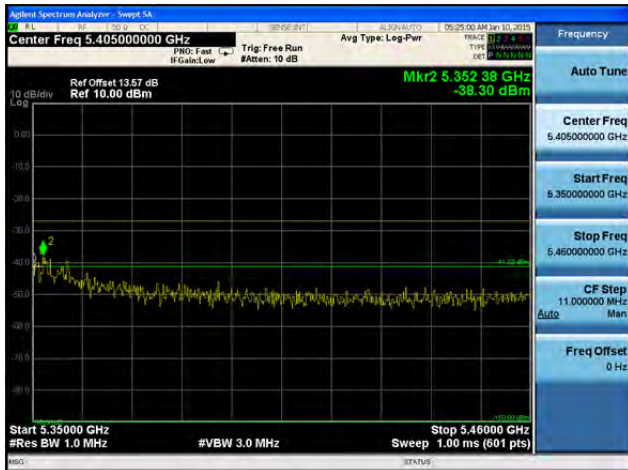
Conducted Bandedge Peak, 5310 MHz, HT/VHT40, M16 to M23, M0.3 to M9.3



Antenna A



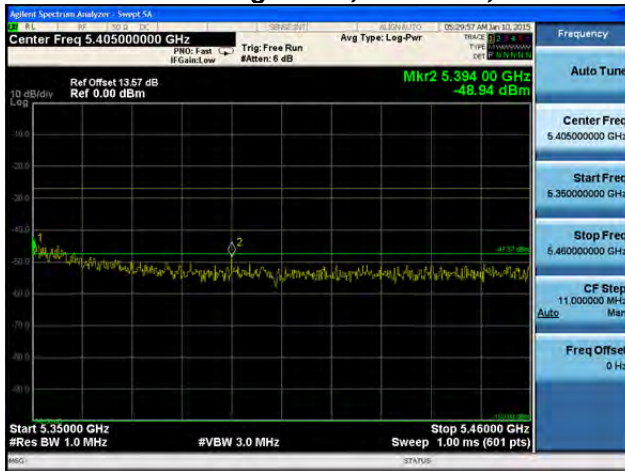
Antenna B



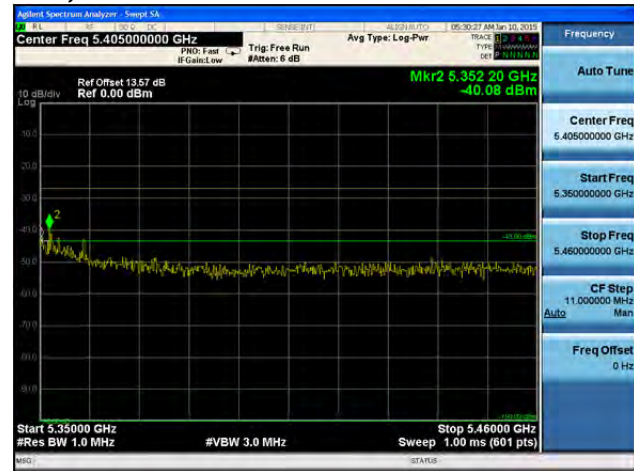
Antenna C



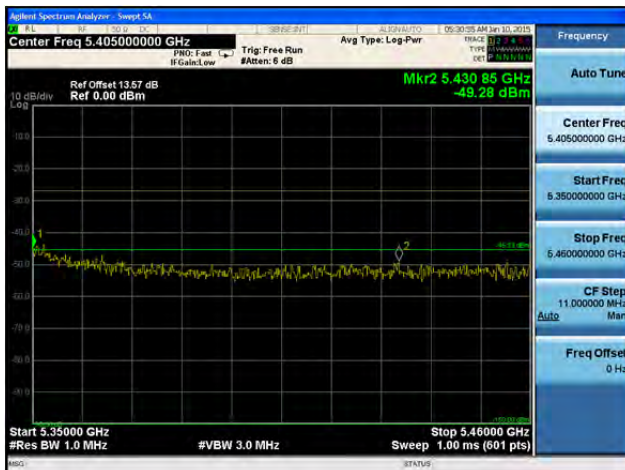
Conducted Bandedge Peak, 5310 MHz, HT/VHT40, M0 to M7, M0.1 to M9.1



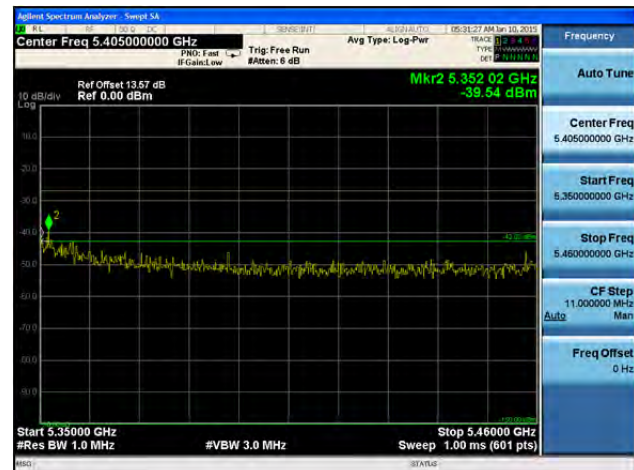
Antenna A



Antenna B



Antenna C



Antenna D



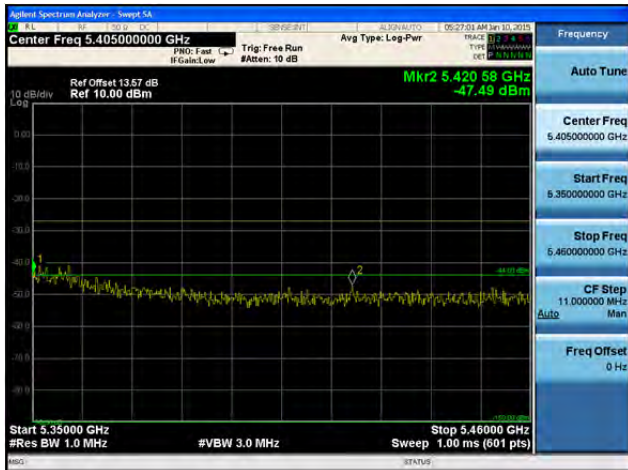
Conducted Bandedge Peak, 5310 MHz, HT/VHT40, M8 to M15, M0.2 to M9.2



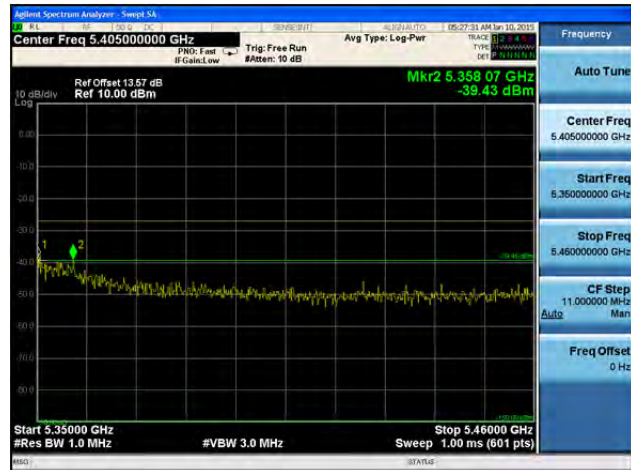
Antenna A



Antenna B



Antenna C



Antenna D



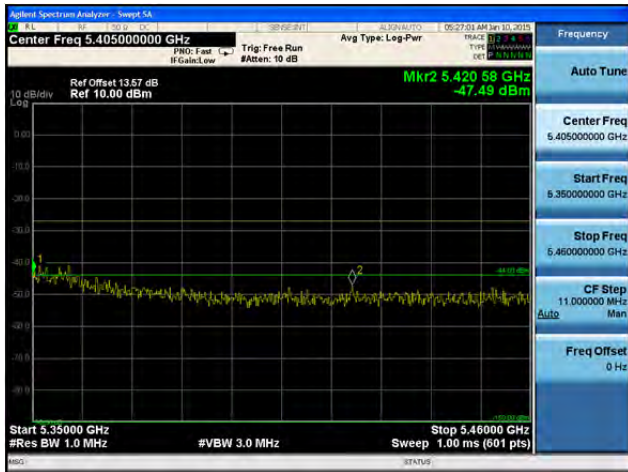
Conducted Bandedge Peak, 5310 MHz, HT/VHT40, M16 to M23, M0.3 to M9.3



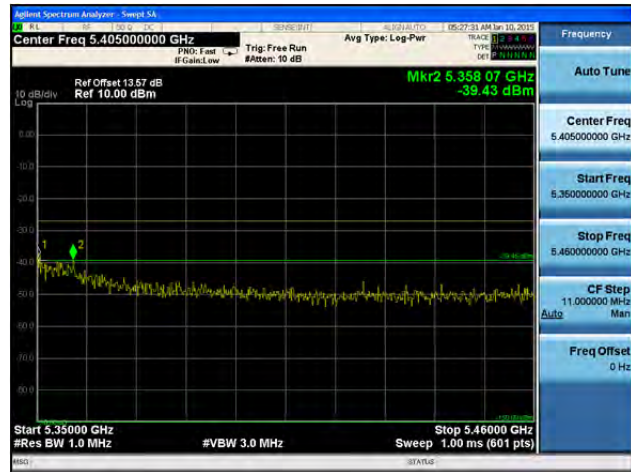
Antenna A



Antenna B



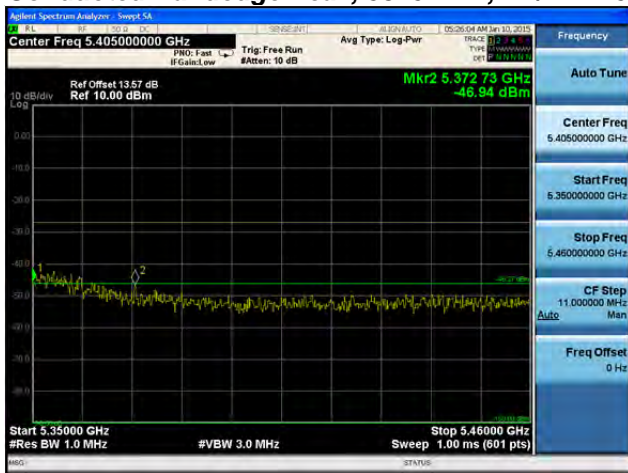
Antenna C



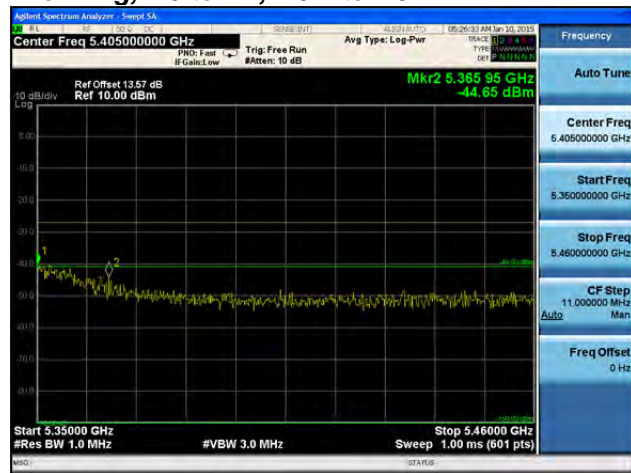
Antenna D



Conducted Bandedge Peak, 5310 MHz, HT/VHT40 Beam Forming, M0 to M7, M0.1 to M9.1



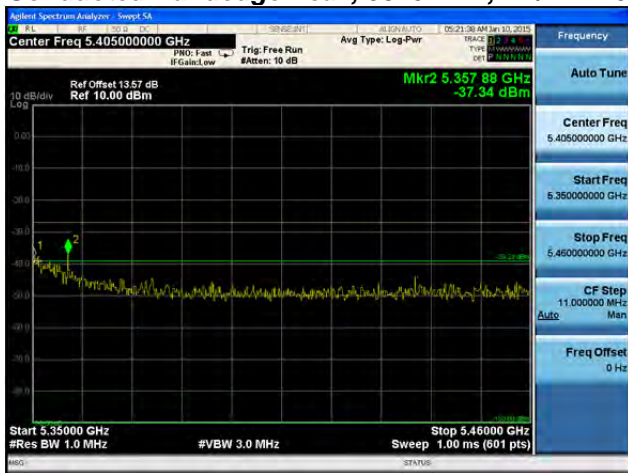
Antenna A



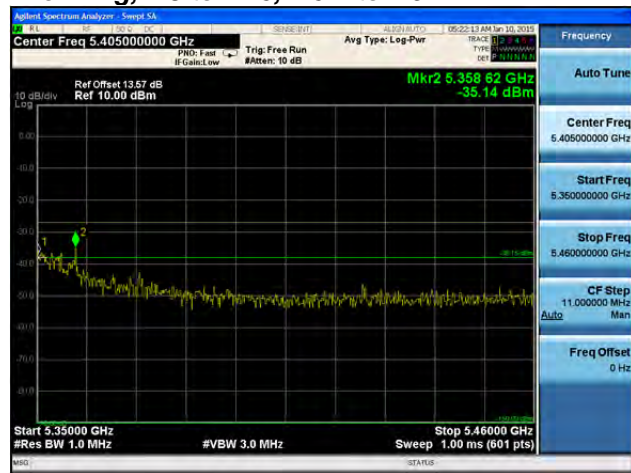
Antenna B



Conducted Bandedge Peak, 5310 MHz, HT/VHT40 Beam Forming, M8 to M15, M0.2 to M9.2



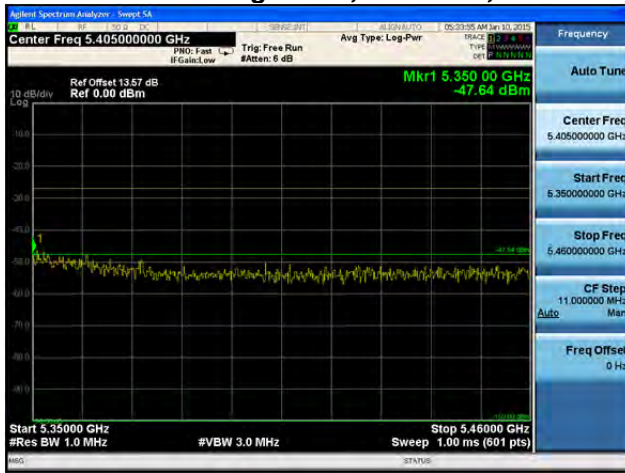
Antenna A



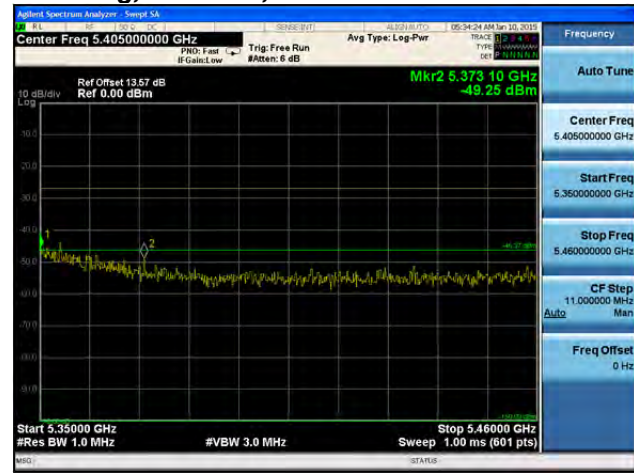
Antenna B



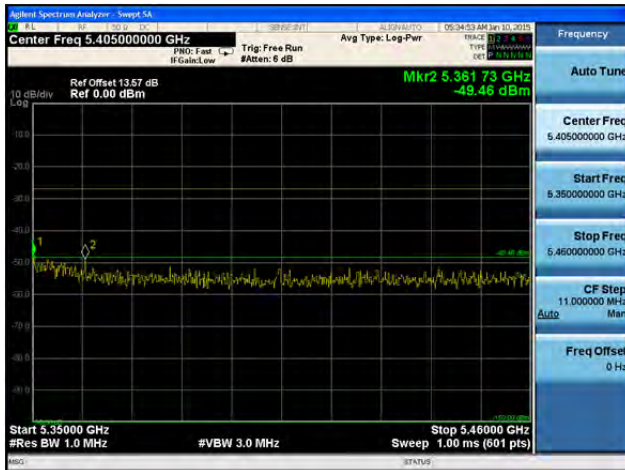
Conducted Bandedge Peak, 5310 MHz, HT/VHT40 Beam Forming, M0 to M7, M0.1 to M9.1



Antenna A



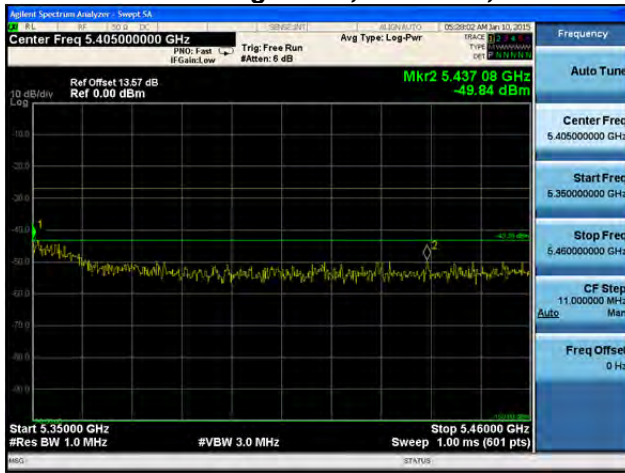
Antenna B



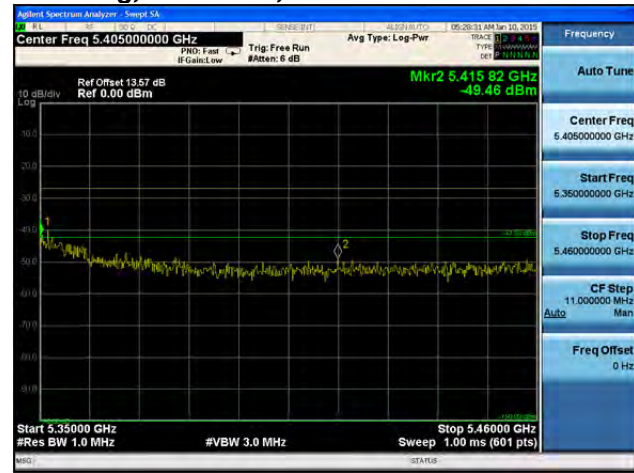
Antenna C



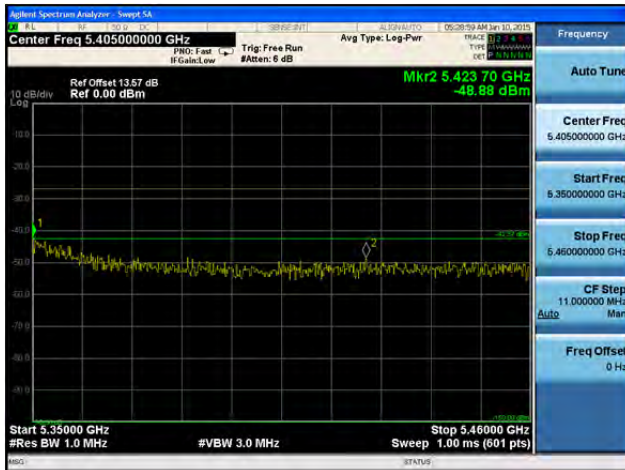
Conducted Bandedge Peak, 5310 MHz, HT/VHT40 Beam Forming, M8 to M15, M0.2 to M9.2



Antenna A



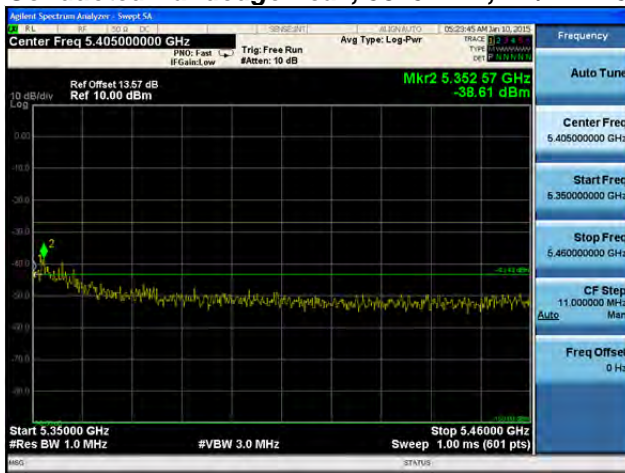
Antenna B



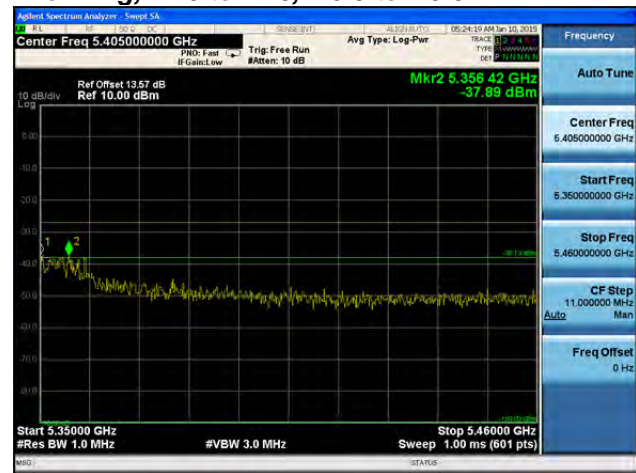
Antenna C



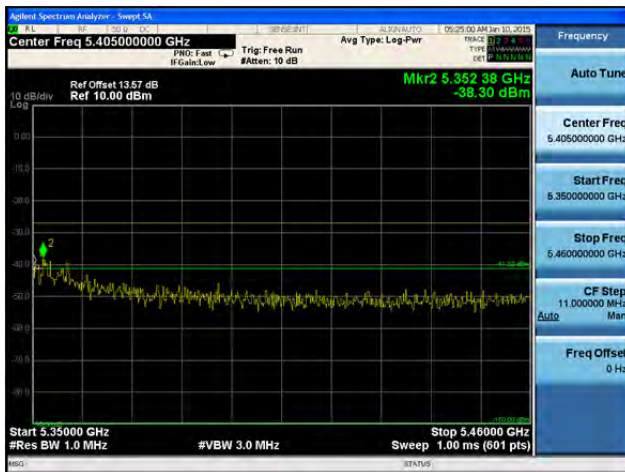
Conducted Bandedge Peak, 5310 MHz, HT/VHT40 Beam Forming, M16 to M23, M0.3 to M9.3



Antenna A



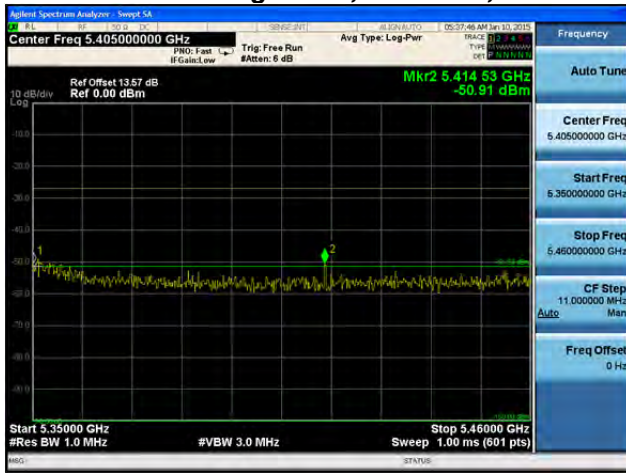
Antenna B



Antenna C



Conducted Bandedge Peak, 5310 MHz, HT/VHT40 Beam Forming, M0 to M7, M0.1 to M9.1



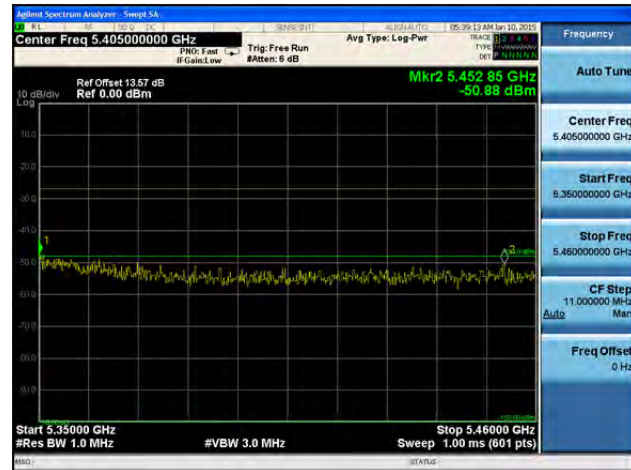
Antenna A



Antenna B



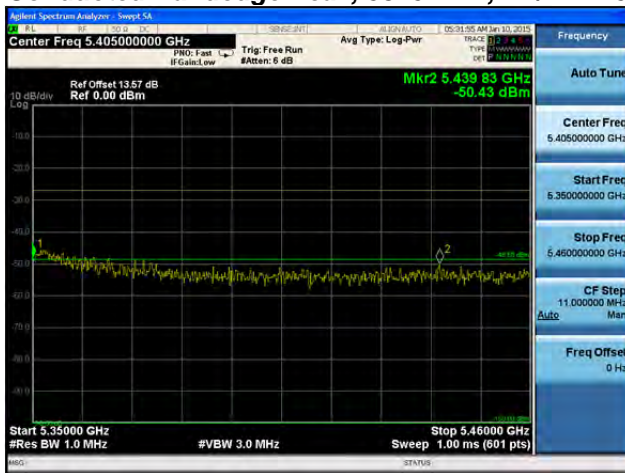
Antenna C



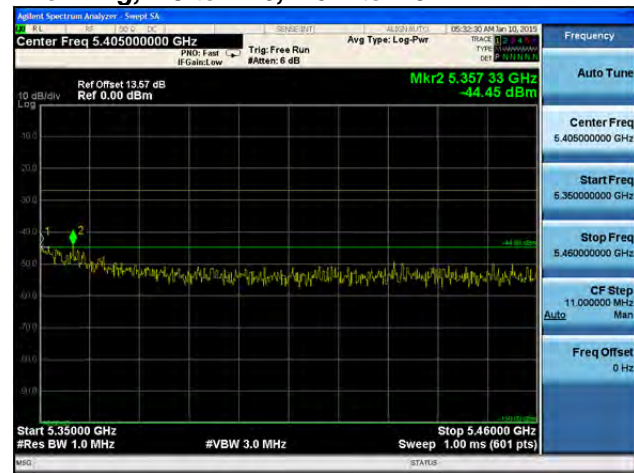
Antenna D



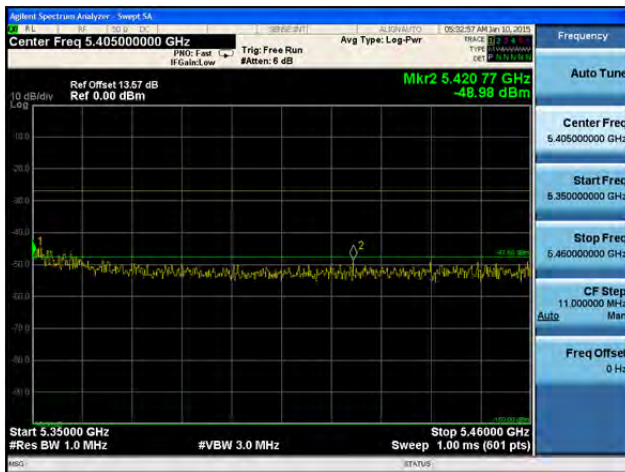
Conducted Bandedge Peak, 5310 MHz, HT/VHT40 Beam Forming, M8 to M15, M0.2 to M9.2



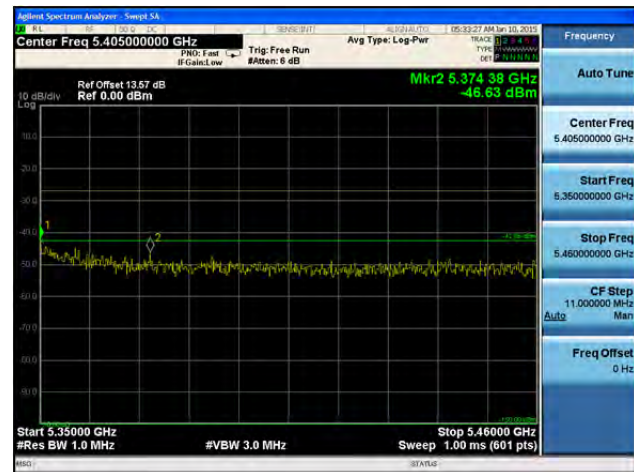
Antenna A



Antenna B



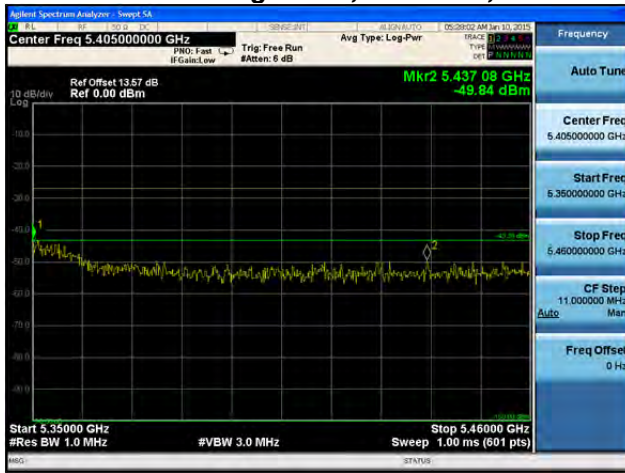
Antenna C



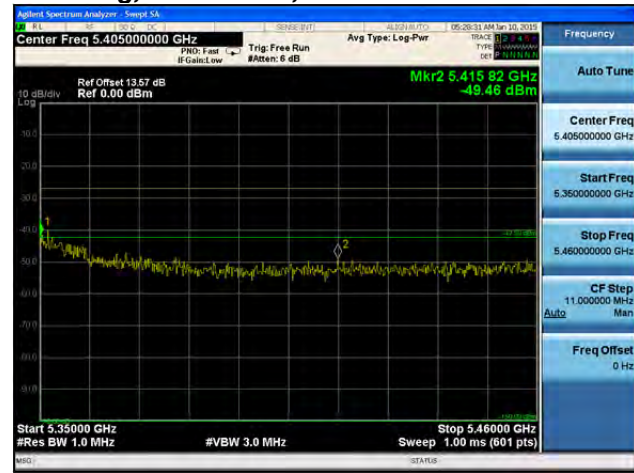
Antenna D



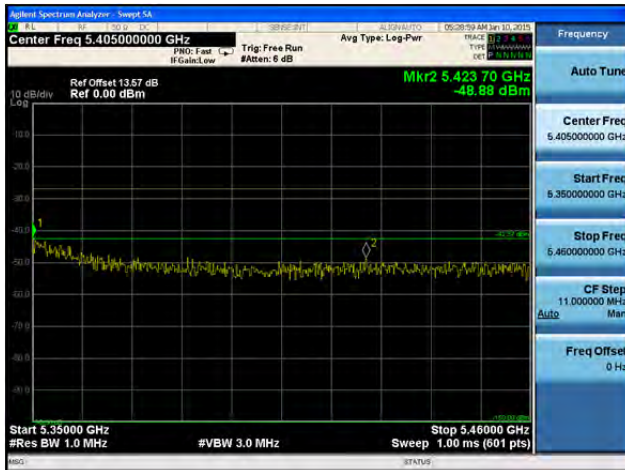
Conducted Bandedge Peak, 5310 MHz, HT/VHT40 Beam Forming, M16 to M23, M0.3 to M9.3



Antenna A



Antenna B



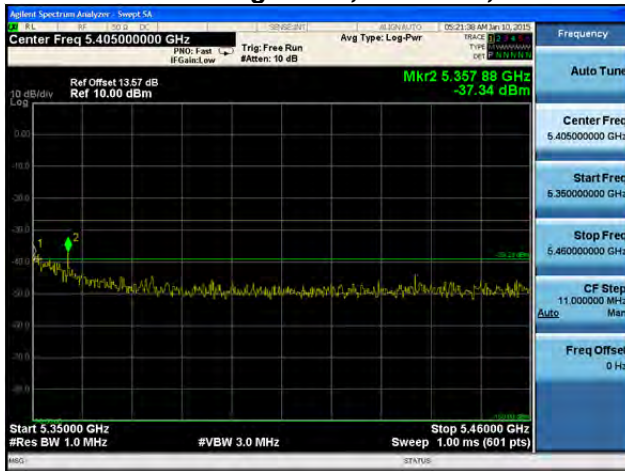
Antenna C



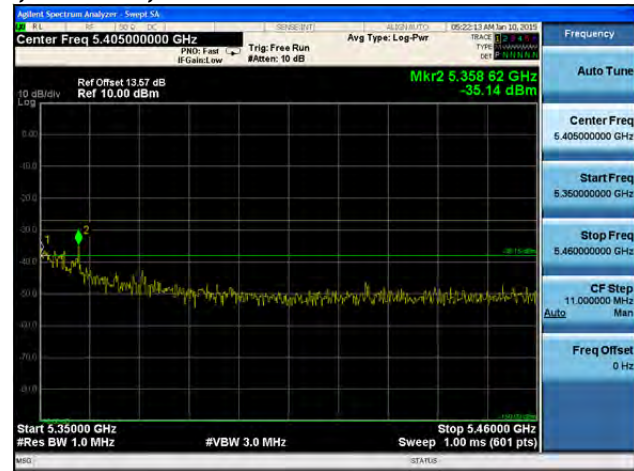
Antenna D



Conducted Bandedge Peak, 5310 MHz, HT/VHT40 STBC, M0 to M7, M0.1 to M9.1



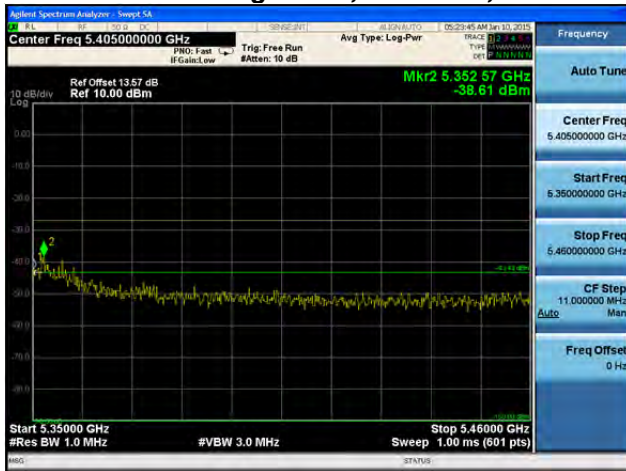
Antenna A



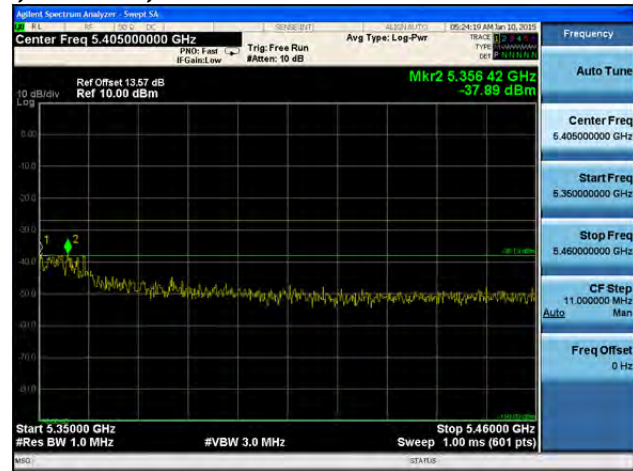
Antenna B



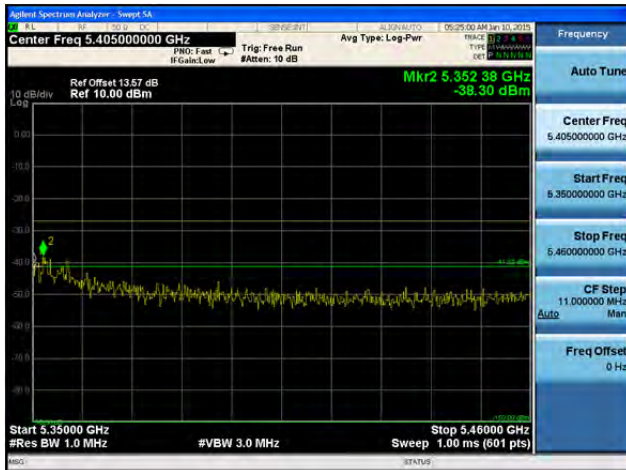
Conducted Bandedge Peak, 5310 MHz, HT/VHT40 STBC, M0 to M7, M0.1 to M9.1



Antenna A



Antenna B



Antenna C



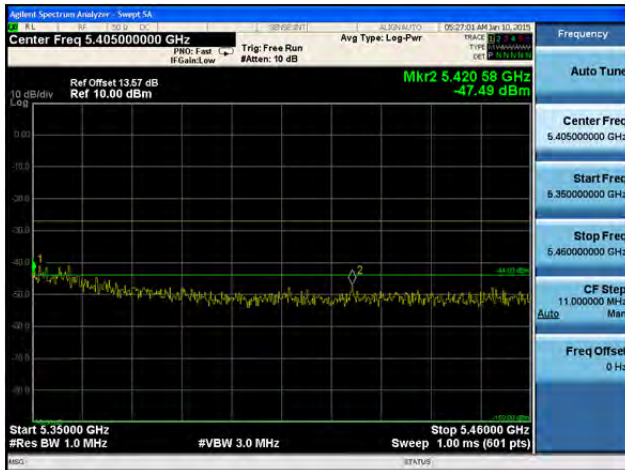
Conducted Bandedge Peak, 5310 MHz, HT/VHT40 STBC, M0 to M7, M0.1 to M9.1



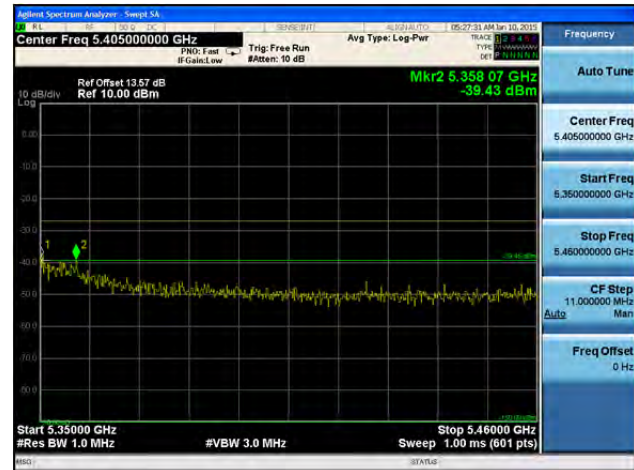
Antenna A



Antenna B



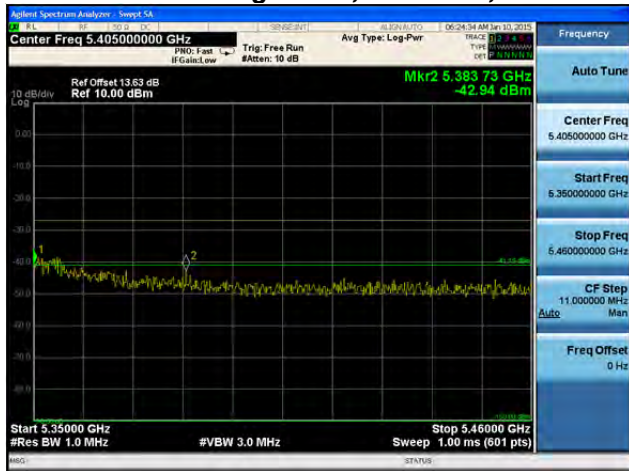
Antenna C



Antenna D



Conducted Bandedge Peak, 5320 MHz, Non HT/VHT20, 6 to 54 Mbps



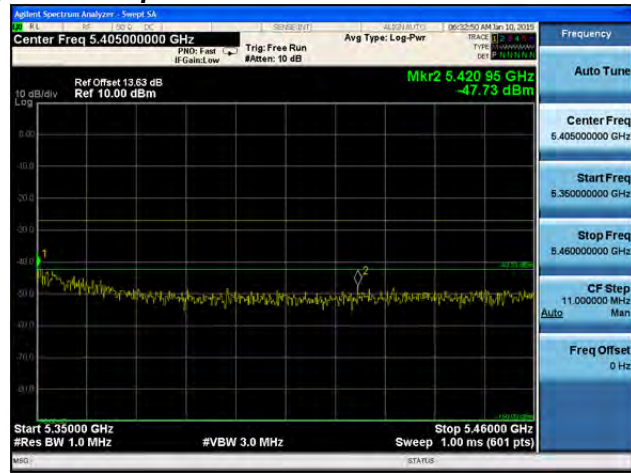
Antenna A



Conducted Bandedge Peak, 5320 MHz, Non HT/VHT20, 6 to 54 Mbps



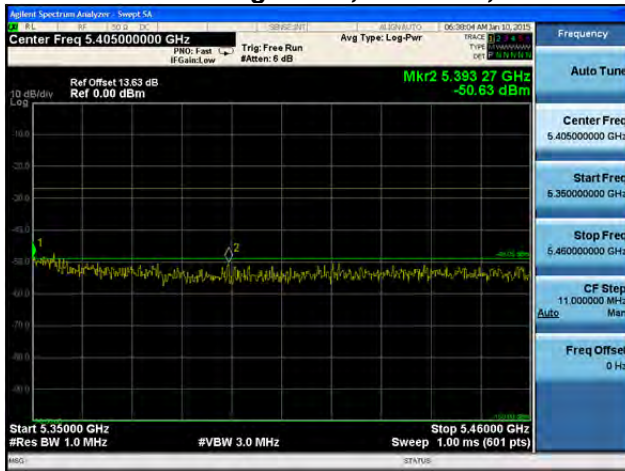
Antenna A



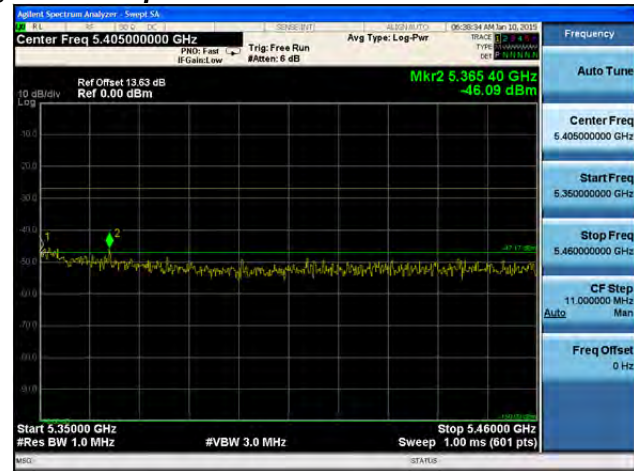
Antenna B



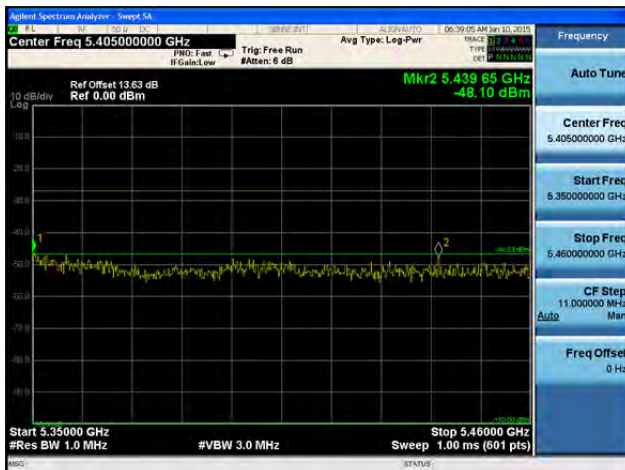
Conducted Bandedge Peak, 5320 MHz, Non HT/VHT20, 6 to 54 Mbps



Antenna A



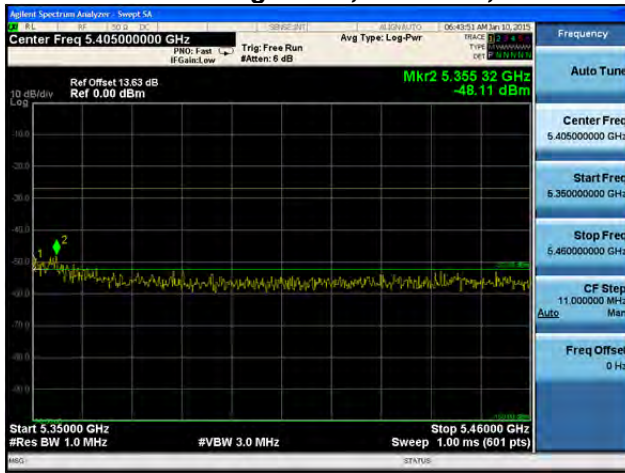
Antenna B



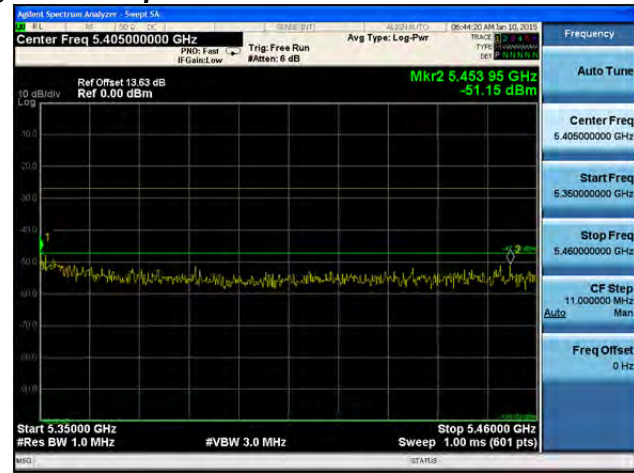
Antenna C



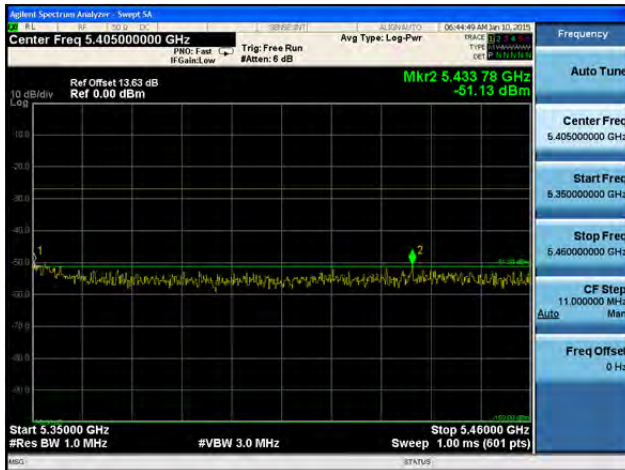
Conducted Bandedge Peak, 5320 MHz, Non HT/VHT20, 6 to 54 Mbps



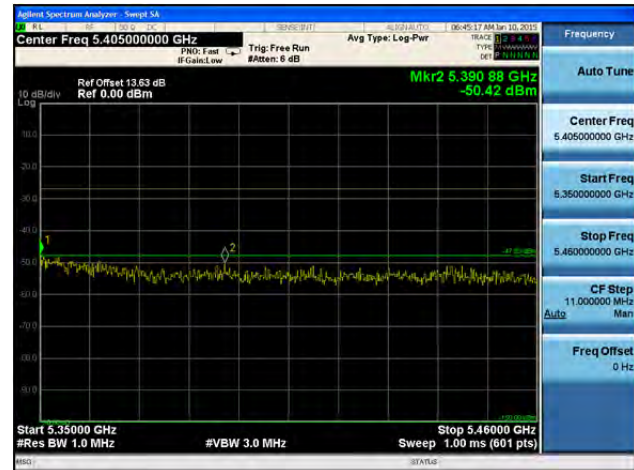
Antenna A



Antenna B



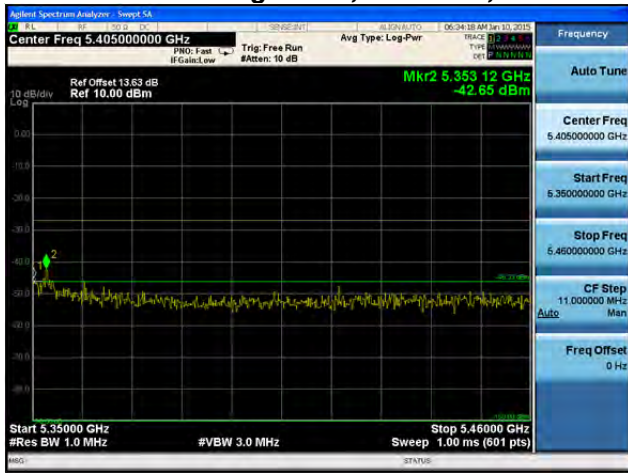
Antenna C



Antenna D



Conducted Bandedge Peak, 5320 MHz, Non HT/VHT20 Beam Forming, 6 to 54 Mbps



Antenna A



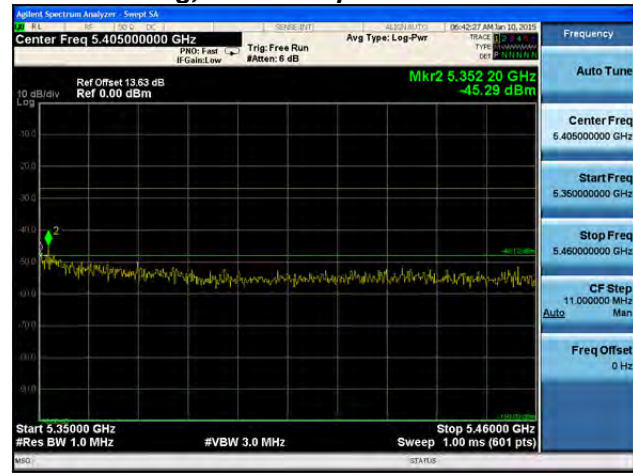
Antenna B



Conducted Bandedge Peak, 5320 MHz, Non HT/VHT20 Beam Forming, 6 to 54 Mbps



Antenna A



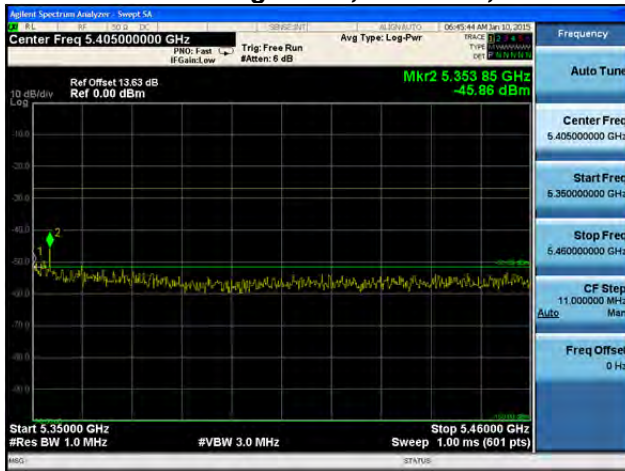
Antenna B



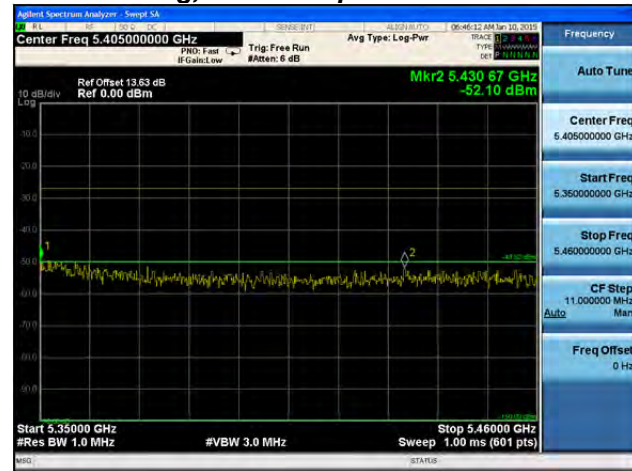
Antenna C



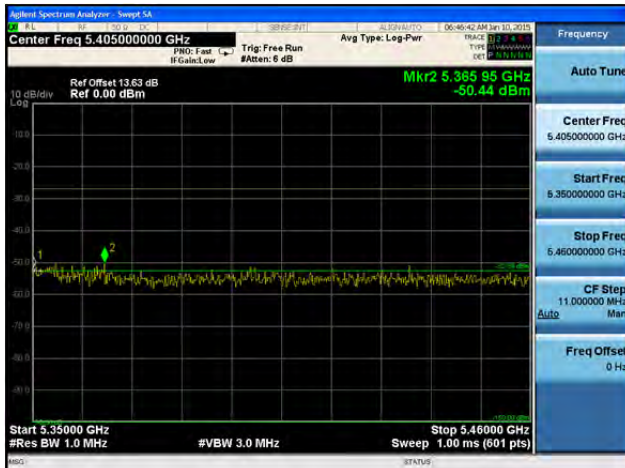
Conducted Bandedge Peak, 5320 MHz, Non HT/VHT20 Beam Forming, 6 to 54 Mbps



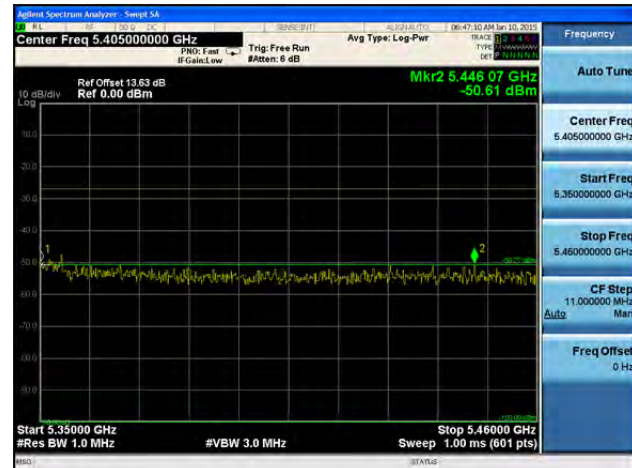
Antenna A



Antenna B



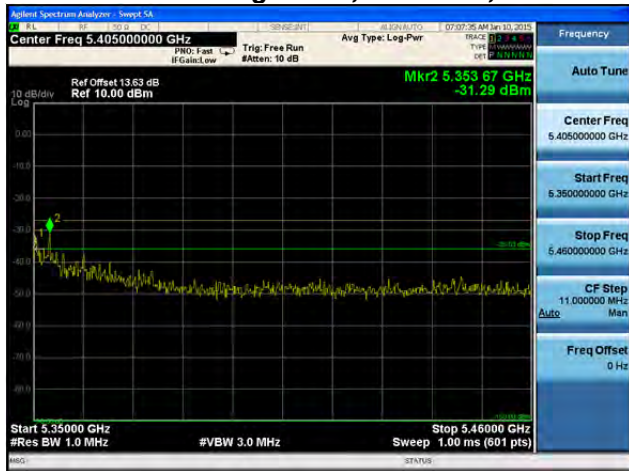
Antenna C



Antenna D



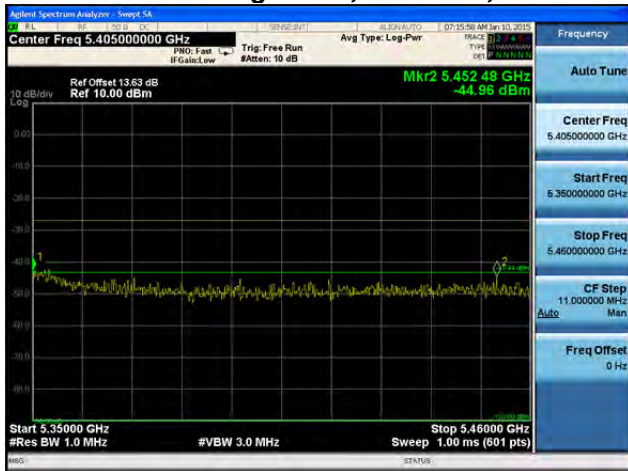
Conducted Bandedge Peak, 5320 MHz, HT/VHT20, M0 to M7, M0.1 to M9.1



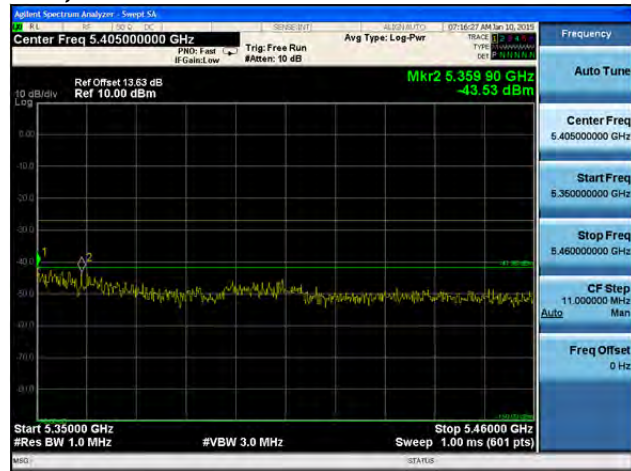
Antenna A



Conducted Bandedge Peak, 5320 MHz, HT/VHT20, M0 to M7, M0.1 to M9.1



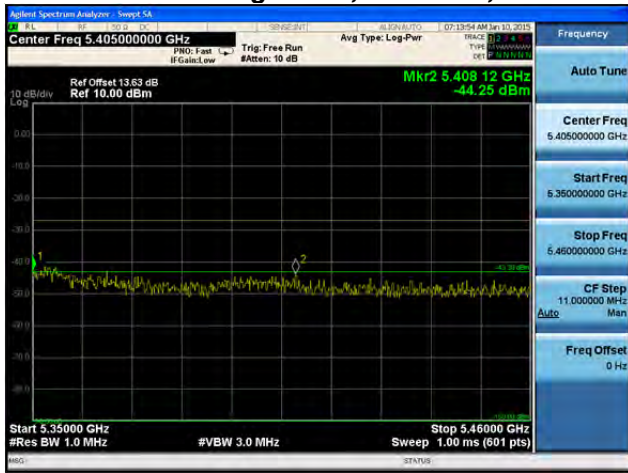
Antenna A



Antenna B



Conducted Bandedge Peak, 5320 MHz, HT/VHT20, M8 to M15, M0.2 to M9.2



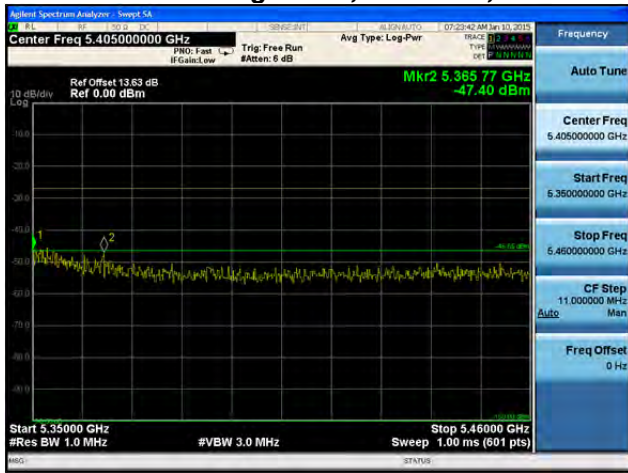
Antenna A



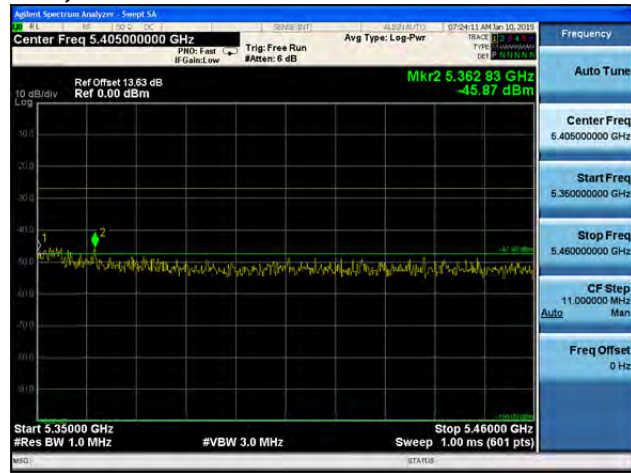
Antenna B



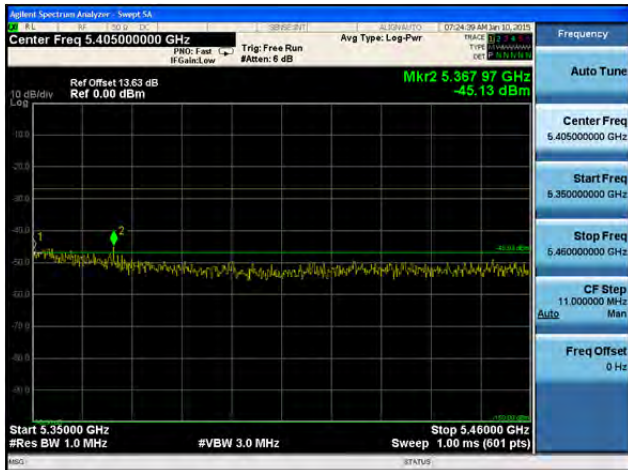
Conducted Bandedge Peak, 5320 MHz, HT/VHT20, M0 to M7, M0.1 to M9.1



Antenna A



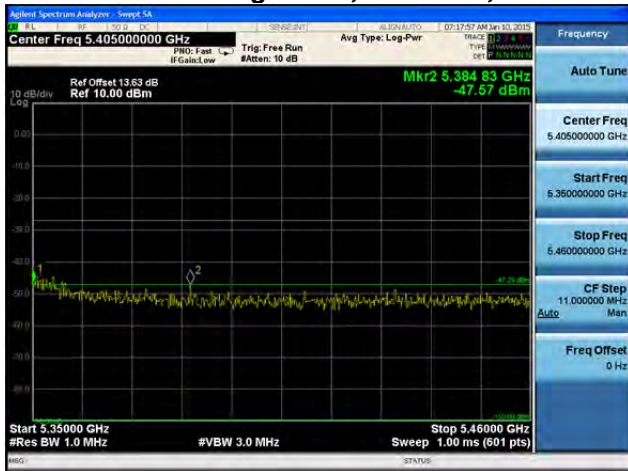
Antenna B



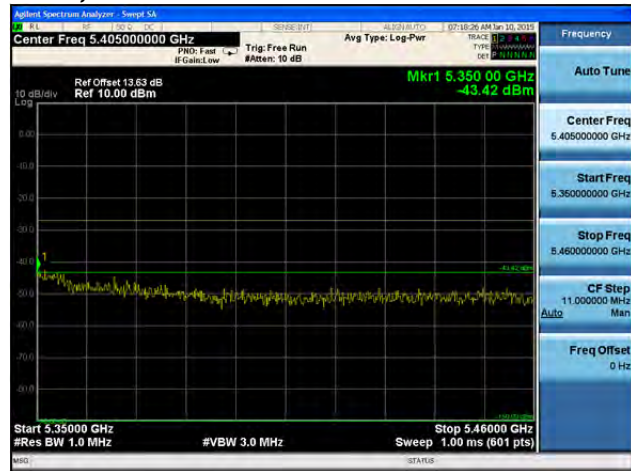
Antenna C



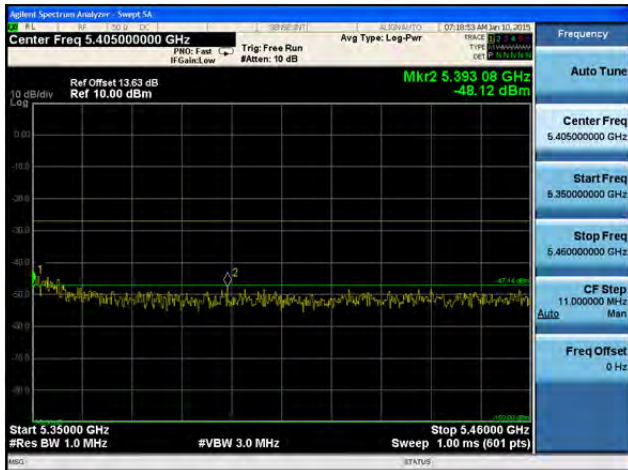
Conducted Bandedge Peak, 5320 MHz, HT/VHT20, M8 to M15, M0.2 to M9.2



Antenna A



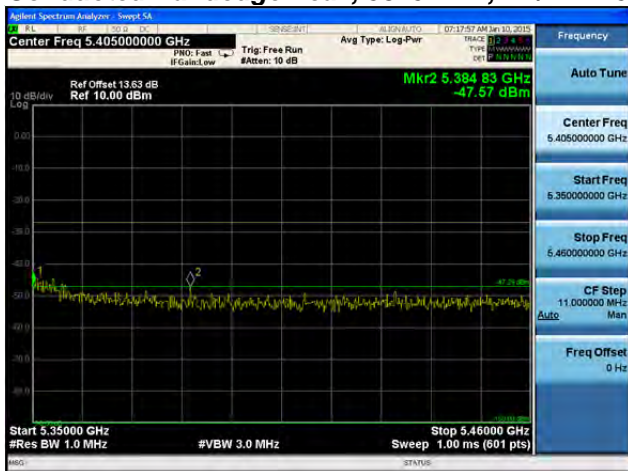
Antenna B



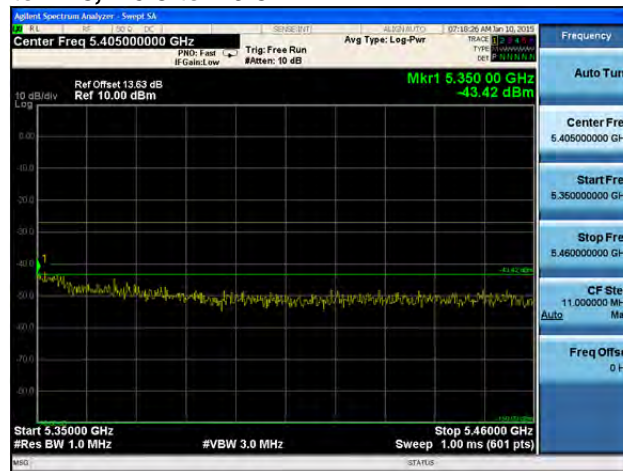
Antenna C



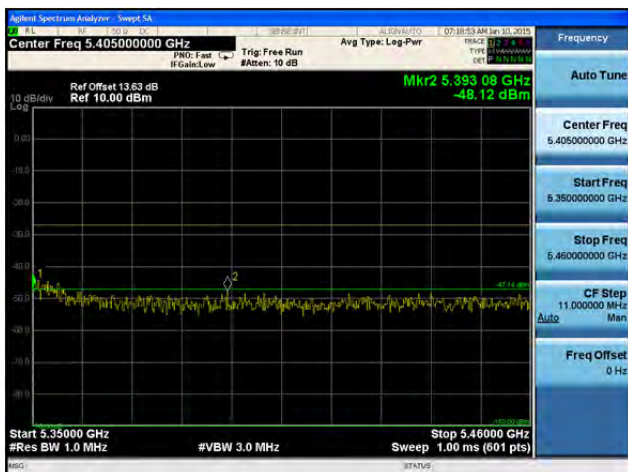
Conducted Bandedge Peak, 5320 MHz, HT/VHT20, M16 to M23, M0.3 to M9.3



Antenna A



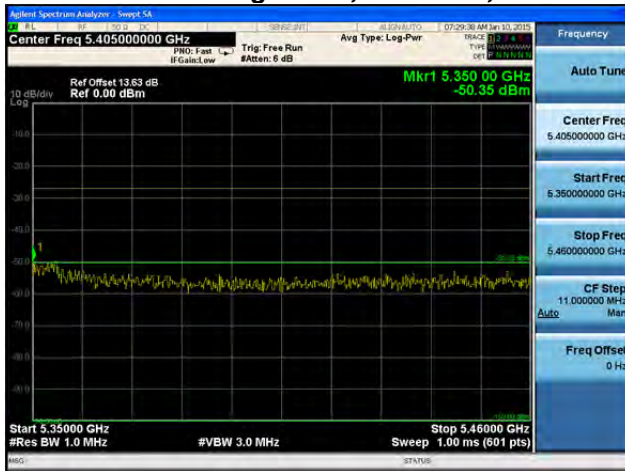
Antenna B



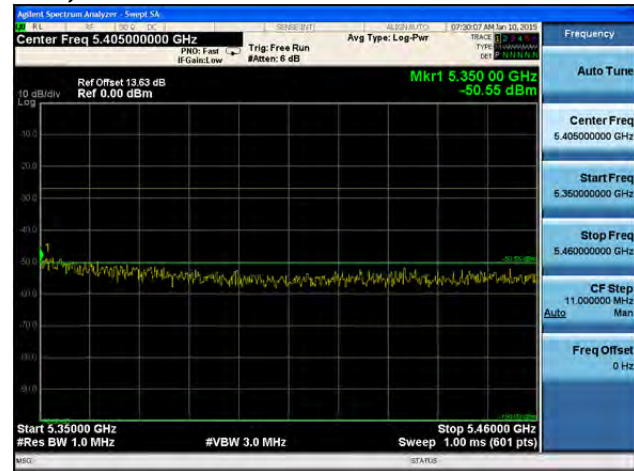
Antenna C



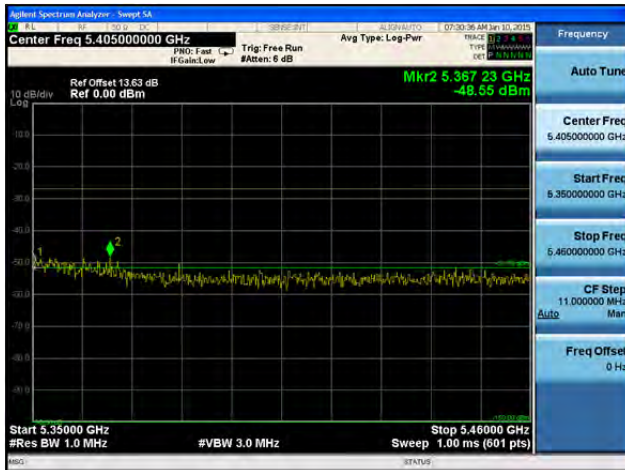
Conducted Bandedge Peak, 5320 MHz, HT/VHT20, M0 to M7, M0.1 to M9.1



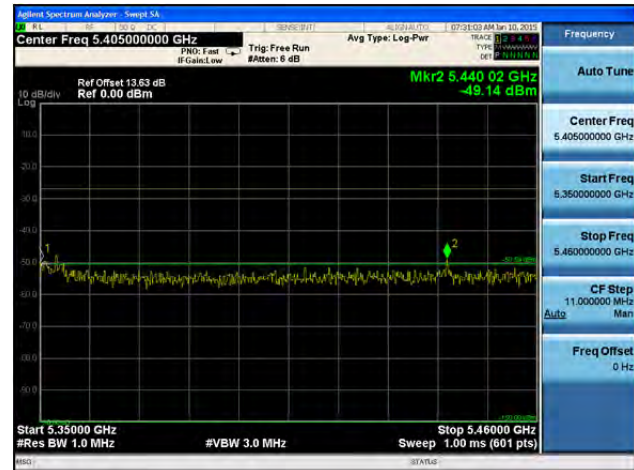
Antenna A



Antenna B



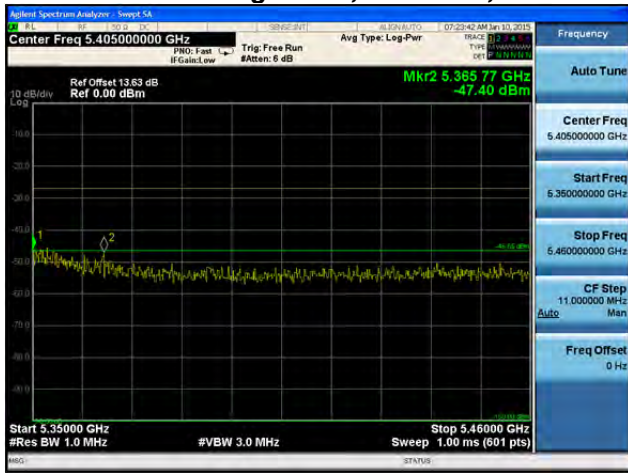
Antenna C



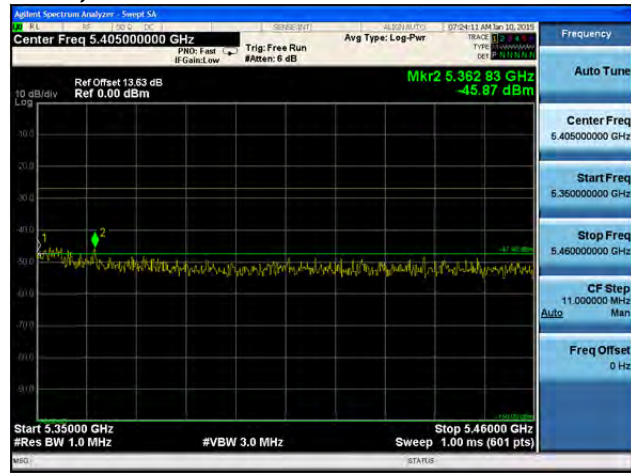
Antenna D



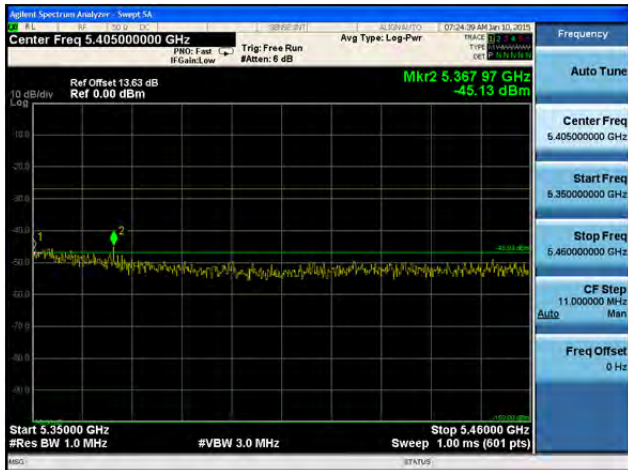
Conducted Bandedge Peak, 5320 MHz, HT/VHT20, M8 to M15, M0.2 to M9.2



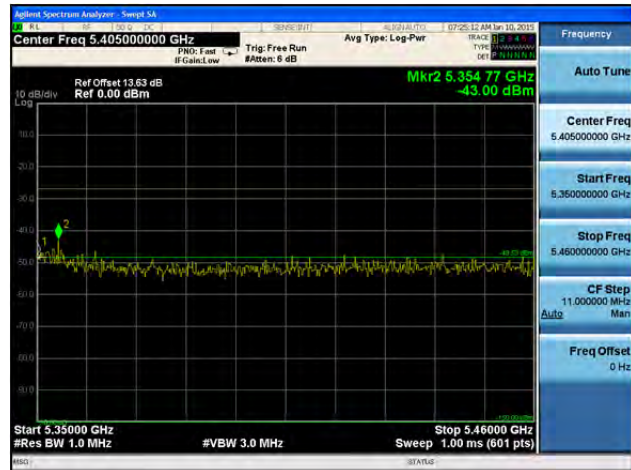
Antenna A



Antenna B



Antenna C



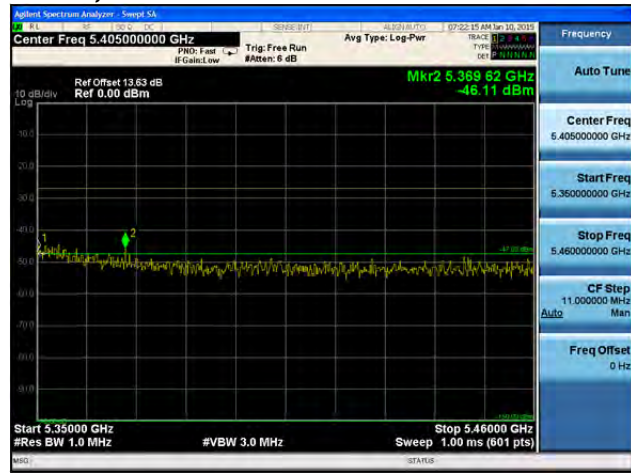
Antenna D



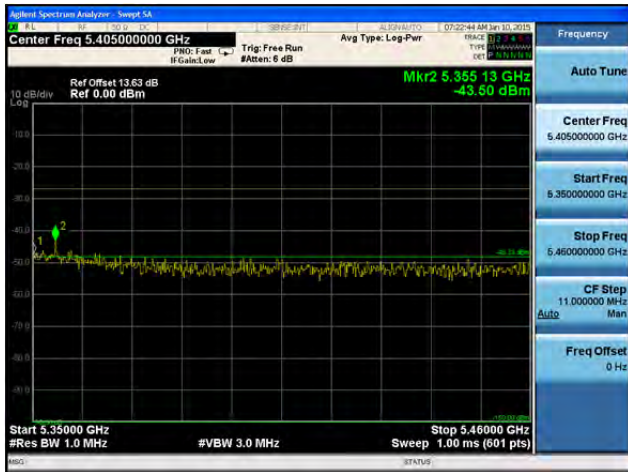
Conducted Bandedge Peak, 5320 MHz, HT/VHT20, M16 to M23, M0.3 to M9.3



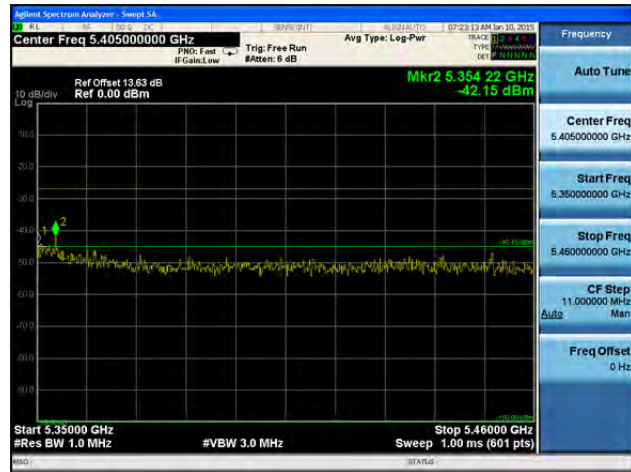
Antenna A



Antenna B



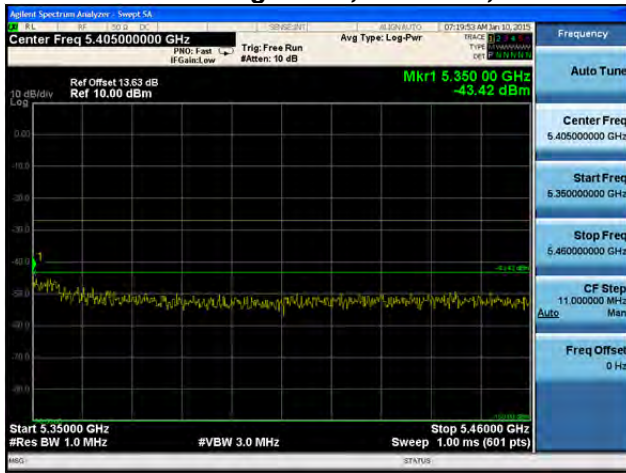
Antenna C



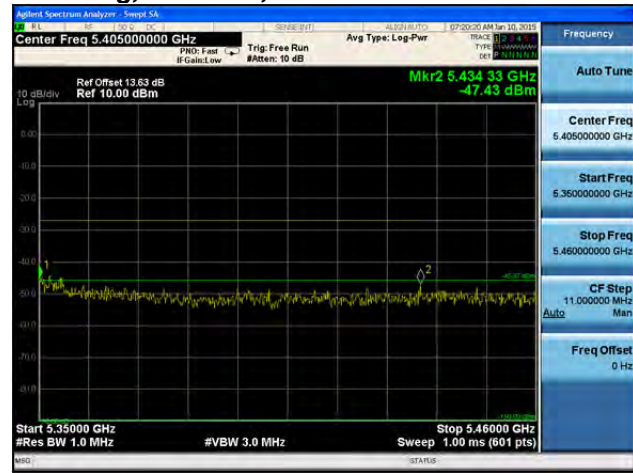
Antenna D



Conducted Bandedge Peak, 5320 MHz, HT/VHT20 Beam Forming, M0 to M7, M0.1 to M9.1



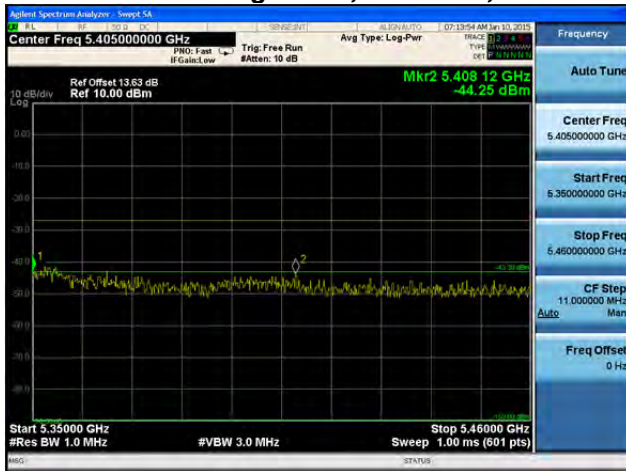
Antenna A



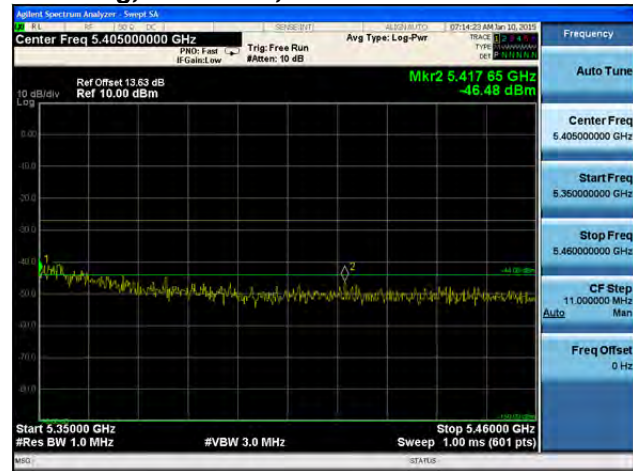
Antenna B



Conducted Bandedge Peak, 5320 MHz, HT/VHT20 Beam Forming, M8 to M15, M0.2 to M9.2



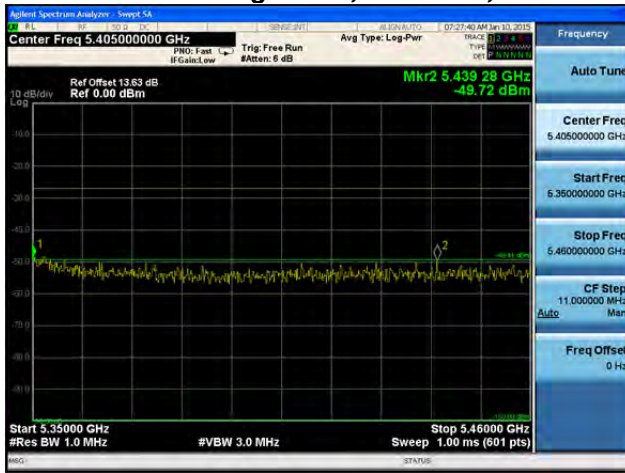
Antenna A



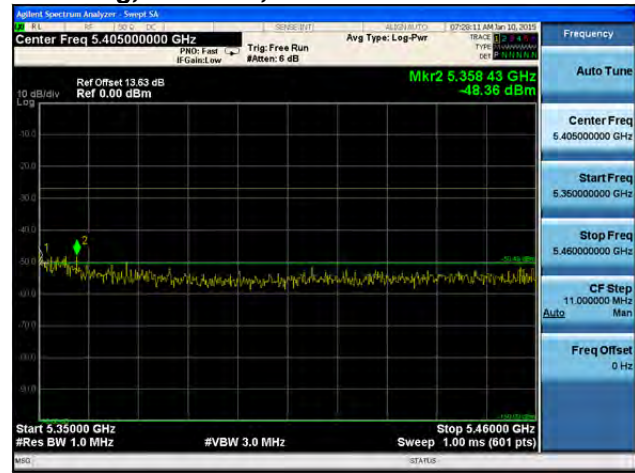
Antenna B



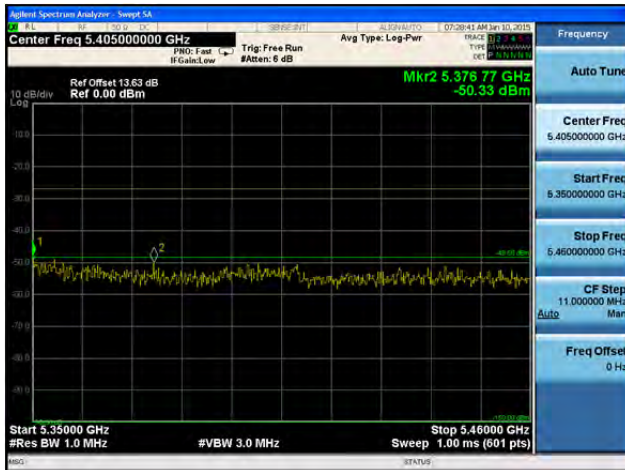
Conducted Bandedge Peak, 5320 MHz, HT/VHT20 Beam Forming, M0 to M7, M0.1 to M9.1



Antenna A



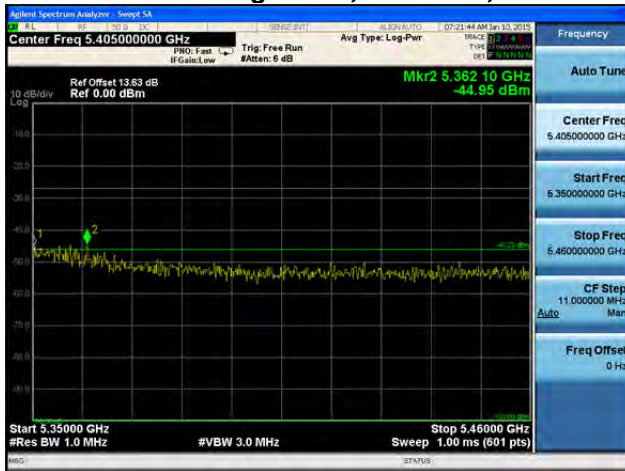
Antenna B



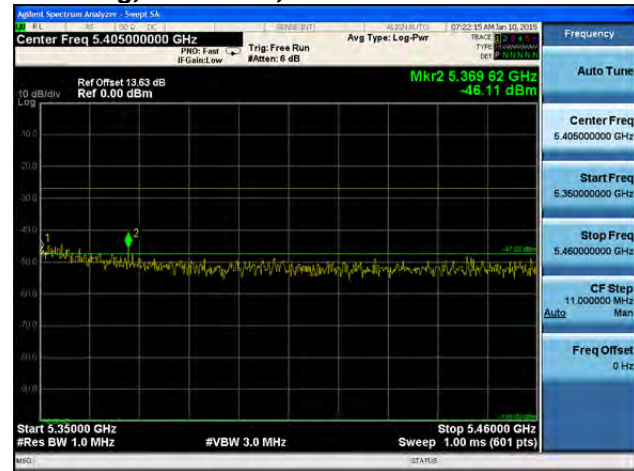
Antenna C



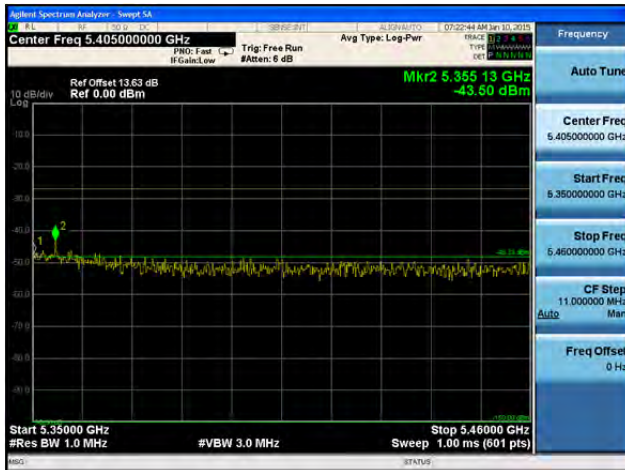
Conducted Bandedge Peak, 5320 MHz, HT/VHT20 Beam Forming, M8 to M15, M0.2 to M9.2



Antenna A



Antenna B



Antenna C