



**Test Report - Appendix  
AIR-AP1572xxx-B-K9**

(Where x = model options not effecting the radio module)

**FCC ID: LDK102093P**


**5150 - 5250 MHz**

**Conducted Peak Bandedge**

**Covers supported antennas up to 14 dBi gain**

**Cisco Systems**  
170 West Tasman Drive  
San Jose, CA 95134

This test report has been electronically authorized and archived using the CISCO Engineering Document Control system.

Test Engineer:   
Date: 6/11/2014

## Table of Contents

CONDUCTED BANDEDGE - PEAK	2
<a href="#">ANTENNA GAIN 4</a>	<a href="#">3</a>
<a href="#">ANTENNA GAIN 5</a>	<a href="#">81</a>
<a href="#">ANTENNA GAIN 6</a>	<a href="#">159</a>
<a href="#">ANTENNA GAIN 7</a>	<a href="#">237</a>
<a href="#">ANTENNA GAIN 8</a>	<a href="#">315</a>
<a href="#">ANTENNA GAIN 14</a>	<a href="#">393</a>

## Conducted Bandedge - Peak

Radiated emissions which fall in the restricted bands, as defined in Section 15.205(a), must also comply with the radiated emission limits specified in Section 15.209(a) (see Section 15.205(c)).

Connect the antenna port(s) to the spectrum analyzer input. Place the radio in continuous transmit mode. Be sure to enter all losses between the transmitter output and the spectrum analyzer.

Reference Level:	10 dBm
Attenuation:	4 dB
Sweep Time:	Coupled
Resolution Bandwidth:	1MHz
Video Bandwidth:	100 Hz for average
Detector:	Peak

Save 2 plots: 1) Average Plot (Vertical and Horizontal), Limit= -41.25 dBm eirp (54dBuV @3m)  
2) Peak plot (Vertical and Horizontal), Limit = -27 dBm eirp (68dBuV @3m)

Place a marker at the end of the restricted band closest to the transmit frequency to show compliance. Also measure any emissions in the restricted bands.

The “measure-and-sum technique” is used for measuring in-band transmit power of a device. In the measure-and-sum approach, the conducted emission level is measured at each antenna port. The measured results at the various antenna ports are then summed mathematically to determine the total emission level from the device. Summing is performed in linear power units.

This report represents the worst case data for all supported operating modes and antennas.



Antenna Gain 4 dBi

Frequency (MHz)	Mode	Tx Paths	Correlated Antenna Gain (dBi)	Tx 1 Bandedge Level (dBm)	Tx 2 Bandedge Level (dBm)	Tx 3 Bandedge Level (dBm)	Tx 4 Bandedge Level (dBm)	Total Tx Bandedge Level (dBm)	Peak Limit (dBm)	Margin (dB)
5180	Non HT/VHT20, 6 to 54 Mbps	1	4	-32.2				-28.2	-27	1.2
	Non HT/VHT20, 6 to 54 Mbps	2	4	-40.9	-41.6			-34.2	-27	7.2
	Non HT/VHT20, 6 to 54 Mbps	3	4	-40.5	-38.6	-40.9		-31.1	-27	4.1
	Non HT/VHT20, 6 to 54 Mbps	4	4	-46.4	-47.5	-45.7	-46.1	-36.4	-27	9.4
	Non HT/VHT20 Beam Forming, 6 to 54 Mbps	2	7	-40.5	-38.6			-29.4	-27	2.4
	Non HT/VHT20 Beam Forming, 6 to 54 Mbps	3	9	-49.1	-45.2	-43.6		-31.8	-27	4.8
	Non HT/VHT20 Beam Forming, 6 to 54 Mbps	4	10	-51.0	-48.5	-46.4	-46.7	-31.8	-27	4.8
	HT/VHT20, M0 to M7, M0.1 to M9.1	1	4	-34.9				-30.9	-27	3.9
	HT/VHT20, M0 to M7, M0.1 to M9.1	2	4	-39.3	-32.9			-28.0	-27	1.0
	HT/VHT20, M8 to M15, M0.2 to M9.2	2	4	-39.3	-32.9			-28.0	-27	1.0
	HT/VHT20, M0 to M7, M0.1 to M9.1	3	4	-44.2	-43.1	-35.2		-30.1	-27	3.1
	HT/VHT20, M8 to M15, M0.2 to M9.2	3	4	-44.2	-43.1	-35.2		-30.1	-27	3.1
	HT/VHT20, M16 to M23, M0.3 to M9.3	3	4	-44.2	-43.1	-35.2		-30.1	-27	3.1
	HT/VHT20, M0 to M7, M0.1 to M9.1	4	4	-44.5	-44.4	-42.9	-41.2	-33.0	-27	6.0
	HT/VHT20, M8 to M15, M0.2 to M9.2	4	4	-44.2	-43.1	-35.2	-37.5	-28.5	-27	1.5
	HT/VHT20, M16 to M23, M0.3 to M9.3	4	4	-44.2	-43.1	-35.2	-37.5	-28.5	-27	1.5
	HT/VHT20 Beam Forming, M0 to M7, M0.1 to M9.1	2	7	-44.2	-43.1			-33.6	-27	6.6
	HT/VHT20 Beam Forming, M8 to M15, M0.2 to M9.2	2	4	-39.3	-32.9			-28.0	-27	1.0
	HT/VHT20 Beam Forming, M0 to M7, M0.1 to M9.1	3	9	-44.5	-44.4	-42.9		-30.3	-27	3.3
	HT/VHT20 Beam Forming, M8 to M15, M0.2 to M9.2	3	6	-44.2	-43.1	-35.2		-28.3	-27	1.3
	HT/VHT20 Beam Forming, M16 to M23, M0.3 to M9.3	3	4	-44.2	-43.1	-35.2		-30.1	-27	3.1
	HT/VHT20 Beam Forming, M0 to M7, M0.1 to M9.1	4	10	-48.1	-45.3	-45.1	-45.8	-29.9	-27	2.9
	HT/VHT20 Beam Forming, M8 to M15, M0.2 to M9.2	4	7	-44.5	-44.4	-42.9	-41.2	-30.0	-27	3.0
	HT/VHT20 Beam Forming, M16 to M23, M0.3 to M9.3	4	5	-44.2	-43.1	-35.2	-37.5	-27.3	-27	0.3
	HT/VHT20 STBC, M0 to M7, M0.1 to M9.1	2	4	-39.3	-32.9			-28.0	-27	1.0
	HT/VHT20 STBC, M0 to M7, M0.1 to M9.1	3	4	-44.2	-43.1	-35.2		-30.1	-27	3.1
HT/VHT20 STBC, M0 to M7, M0.1 to M9.1	4	4	-44.2	-43.1	-35.2	-37.5	-28.5	-27	1.5	
5190	Non HT/VHT40, 6 to 54 Mbps	1	4	-35.4				-31.4	-27	4.4
	Non HT/VHT40, 6 to 54 Mbps	2	4	-35.0	-35.0			-28.0	-27	1.0
	Non HT/VHT40, 6 to 54 Mbps	3	4	-41.5	-44.5	-34.8		-29.6	-27	2.6
	Non HT/VHT40, 6 to 54 Mbps	4	4	-46.6	-36.2	-43.3	-40.5	-30.0	-27	3.0
	HT/VHT40, M0 to M7, M0.1 to M9.1	1	4	-35.2				-31.2	-27	4.2
	HT/VHT40, M0 to M7, M0.1 to M9.1	2	4	-36.5	-39.5			-30.7	-27	3.7



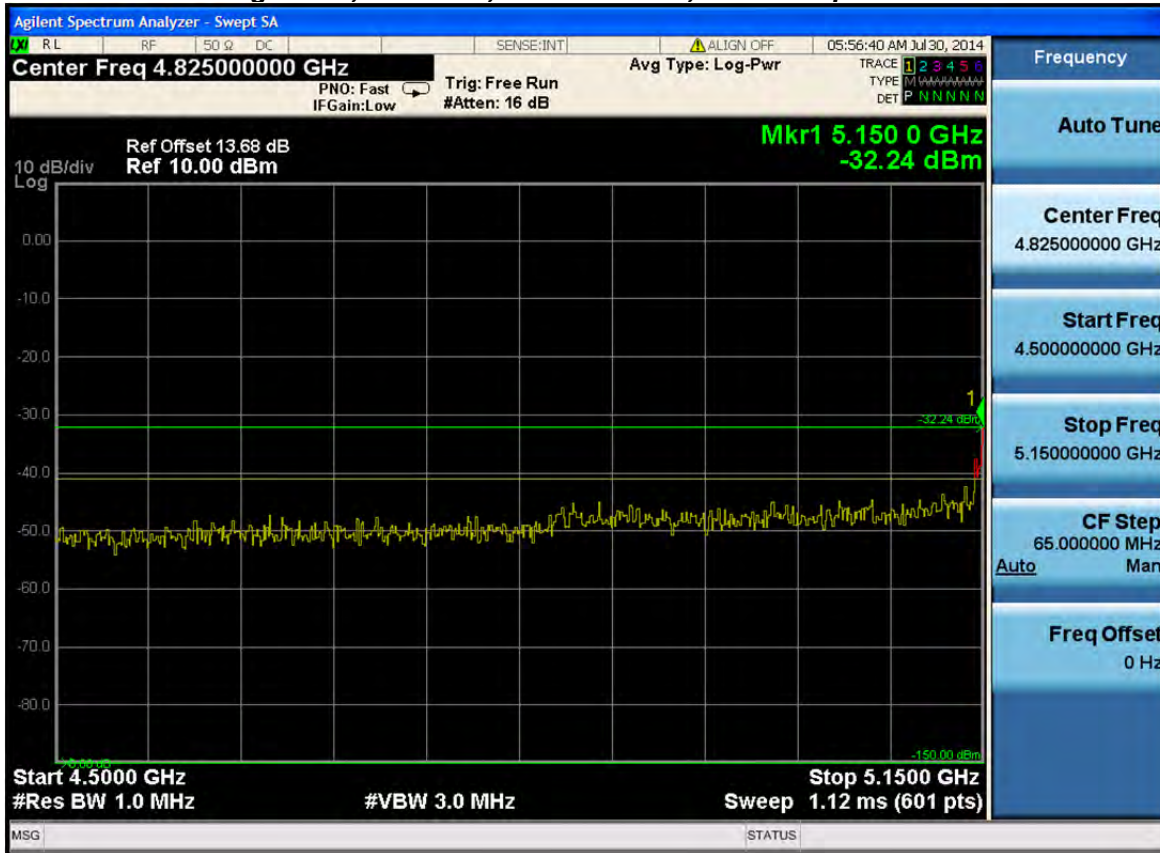
	HT/VHT40, M8 to M15, M0.2 to M9.2	2	4	-36.5	-39.5			-30.7	-27	3.7
	HT/VHT40, M0 to M7, M0.1 to M9.1	3	4	-42.7	-40.9	-33.9		-28.7	-27	1.7
	HT/VHT40, M8 to M15, M0.2 to M9.2	3	4	-42.7	-40.9	-33.9		-28.7	-27	1.7
	HT/VHT40, M16 to M23, M0.3 to M9.3	3	4	-42.7	-40.9	-33.9		-28.7	-27	1.7
	HT/VHT40, M0 to M7, M0.1 to M9.1	4	4	-43.8	-42.7	-37.2	-41.6	-30.5	-27	3.5
	HT/VHT40, M8 to M15, M0.2 to M9.2	4	4	-43.8	-42.7	-37.2	-41.6	-30.5	-27	3.5
	HT/VHT40, M16 to M23, M0.3 to M9.3	4	4	-43.8	-42.7	-37.2	-41.6	-30.5	-27	3.5
	HT/VHT40 Beam Forming, M0 to M7, M0.1 to M9.1	2	7	-42.7	-40.9			-31.7	-27	4.7
	HT/VHT40 Beam Forming, M8 to M15, M0.2 to M9.2	2	4	-36.5	-39.5			-30.7	-27	3.7
	HT/VHT40 Beam Forming, M0 to M7, M0.1 to M9.1	3	9	-47.1	-45.5	-48.1		-33.2	-27	6.2
	HT/VHT40 Beam Forming, M8 to M15, M0.2 to M9.2	3	6	-43.8	-42.7	-37.2		-29.6	-27	2.6
	HT/VHT40 Beam Forming, M16 to M23, M0.3 to M9.3	3	4	-42.7	-40.9	-33.9		-28.7	-27	1.7
	HT/VHT40 Beam Forming, M0 to M7, M0.1 to M9.1	4	10	-52.2	-50.2	-48.7	-50.5	-34.2	-27	7.2
	HT/VHT40 Beam Forming, M8 to M15, M0.2 to M9.2	4	7	-47.1	-45.5	-48.1	-44.1	-32.9	-27	5.9
	HT/VHT40 Beam Forming, M16 to M23, M0.3 to M9.3	4	5	-45.7	-45.7	-44.2	-43.3	-33.4	-27	6.4
	HT/VHT40 STBC, M0 to M7, M0.1 to M9.1	2	4	-36.5	-39.5			-30.7	-27	3.7
	HT/VHT40 STBC, M0 to M7, M0.1 to M9.1	3	4	-42.7	-40.9	-33.9		-28.7	-27	1.7
	HT/VHT40 STBC, M0 to M7, M0.1 to M9.1	4	4	-43.8	-42.7	-37.2	-41.6	-30.5	-27	3.5
5210	Non HT/VHT80, 6 to 54 Mbps	1	4	-37.0				-33.0	-27	6.0
	Non HT/VHT80, 6 to 54 Mbps	2	4	-42.8	-38.7			-33.3	-27	6.3
	Non HT/VHT80, 6 to 54 Mbps	3	4	-45.0	-44.9	-45.0		-36.2	-27	9.2
	Non HT/VHT80, 6 to 54 Mbps	4	4	-45.4	-46.5	-43.8	-43.4	-34.6	-27	7.6
	HT/VHT80, M0 to M7, M0.1 to M9.1	1	4	-36.7				-32.7	-27	5.7
	HT/VHT80, M0 to M7, M0.1 to M9.1	2	4	-40.8	-37.6			-31.9	-27	4.9
	HT/VHT80, M8 to M15, M0.2 to M9.2	2	4	-40.8	-37.6			-31.9	-27	4.9
	HT/VHT80, M0 to M7, M0.1 to M9.1	3	4	-41.9	-41.3	-41.7		-32.9	-27	5.9
	HT/VHT80, M8 to M15, M0.2 to M9.2	3	4	-41.9	-41.3	-41.7		-32.9	-27	5.9
	HT/VHT80, M16 to M23, M0.3 to M9.3	3	4	-41.9	-41.3	-41.7		-32.9	-27	5.9
	HT/VHT80, M0 to M7, M0.1 to M9.1	4	4	-42.6	-41.6	-40.3	-39.8	-30.9	-27	3.9
	HT/VHT80, M8 to M15, M0.2 to M9.2	4	4	-42.6	-41.6	-40.3	-39.8	-30.9	-27	3.9
	HT/VHT80, M16 to M23, M0.3 to M9.3	4	4	-42.6	-41.6	-40.3	-39.8	-30.9	-27	3.9
	HT/VHT80 Beam Forming, M0 to M7, M0.1 to M9.1	2	7	-41.9	-41.3			-31.6	-27	4.6
	HT/VHT80 Beam Forming, M8 to M15, M0.2 to M9.2	2	4	-40.8	-37.6			-31.9	-27	4.9
	HT/VHT80 Beam Forming, M0 to M7, M0.1 to M9.1	3	9	-48.6	-43.1	-44.0		-31.1	-27	4.1
	HT/VHT80 Beam Forming, M8 to M15, M0.2 to M9.2	3	6	-42.6	-41.6	-40.3		-30.8	-27	3.8
	HT/VHT80 Beam Forming, M16 to M23, M0.3 to M9.3	3	4	-41.9	-41.3	-41.7		-32.9	-27	5.9
	HT/VHT80 Beam Forming, M0 to M7, M0.1 to M9.1	4	10	-50.0	-49.0	-50.4	-48.5	-33.4	-27	6.4
	HT/VHT80 Beam Forming, M8 to M15, M0.2 to M9.2	4	7	-48.6	-43.1	-44.0	-38.8	-29.3	-27	2.3
HT/VHT80 Beam Forming, M16 to M23, M0.3 to M9.3	4	5	-43.9	-44.8	-40.0	-40.4	-30.6	-27	3.6	
HT/VHT80 STBC, M0 to M7, M0.1 to M9.1	2	4	-40.8	-37.6			-31.9	-27	4.9	
HT/VHT80 STBC, M0 to M7, M0.1 to M9.1	3	4	-41.9	-41.3	-41.7		-32.9	-27	5.9	



	HT/VHT80 STBC, M0 to M7, M0.1 to M9.1	4	4	-42.6	-41.6	-40.3	-39.8	-30.9	-27	3.9
--	---------------------------------------	---	---	-------	-------	-------	-------	-------	-----	-----



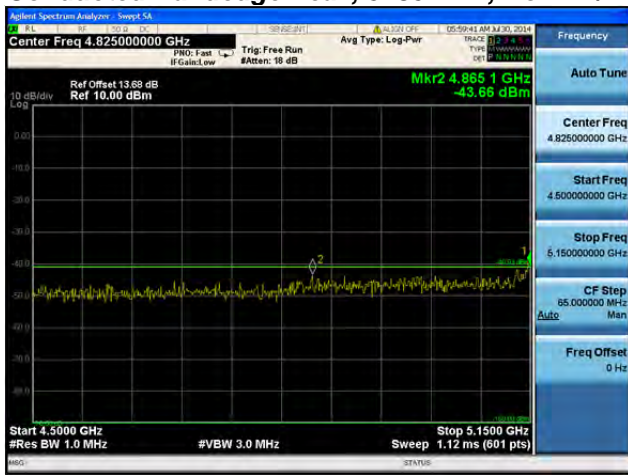
**Conducted Bandedge Peak, 5180 MHz, Non HT/VHT20, 6 to 54 Mbps**



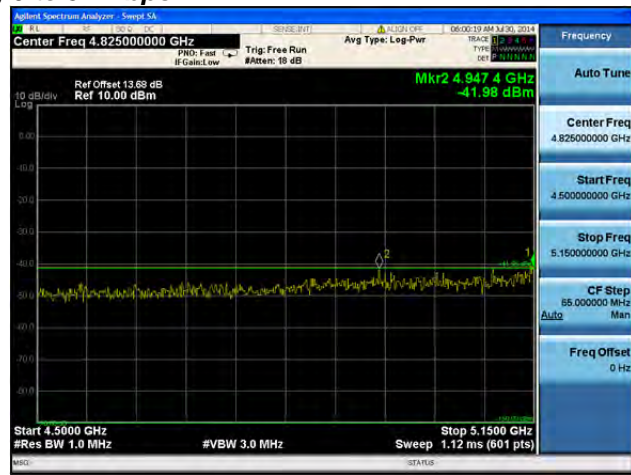
Antenna A



**Conducted Bandedge Peak, 5180 MHz, Non HT/VHT20, 6 to 54 Mbps**



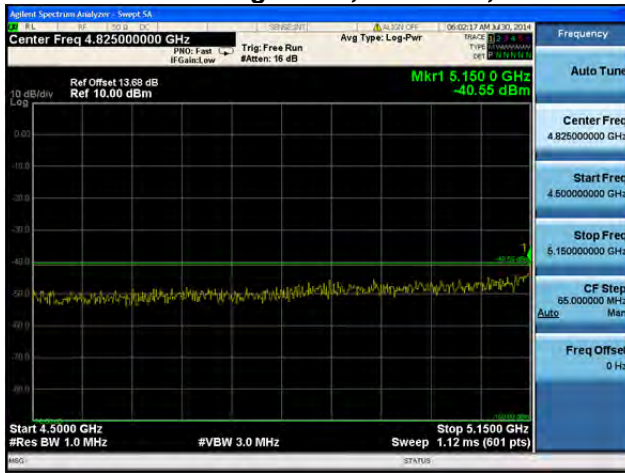
**Antenna A**



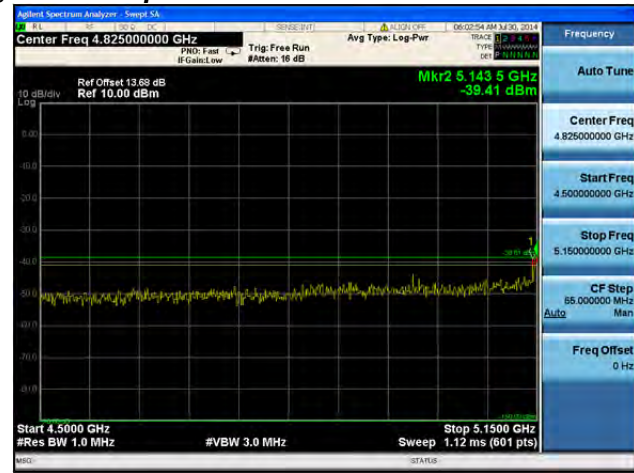
**Antenna B**



**Conducted Bandedge Peak, 5180 MHz, Non HT/VHT20, 6 to 54 Mbps**



**Antenna A**



**Antenna B**

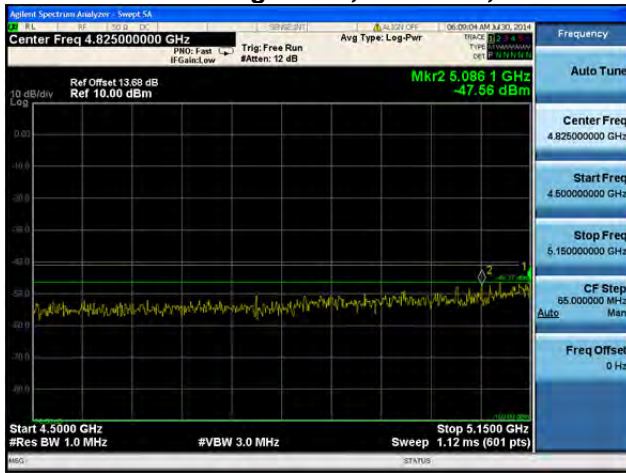


**Antenna C**





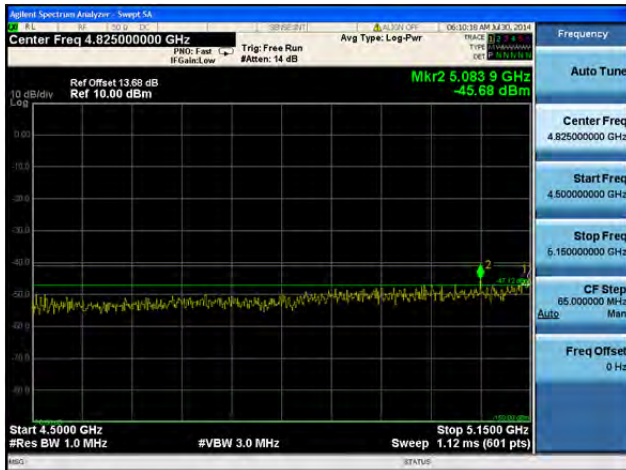
**Conducted Bandedge Peak, 5180 MHz, Non HT/VHT20, 6 to 54 Mbps**



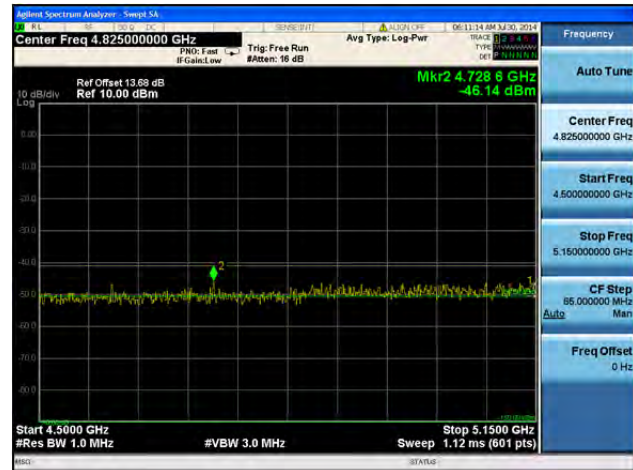
**Antenna A**



**Antenna B**



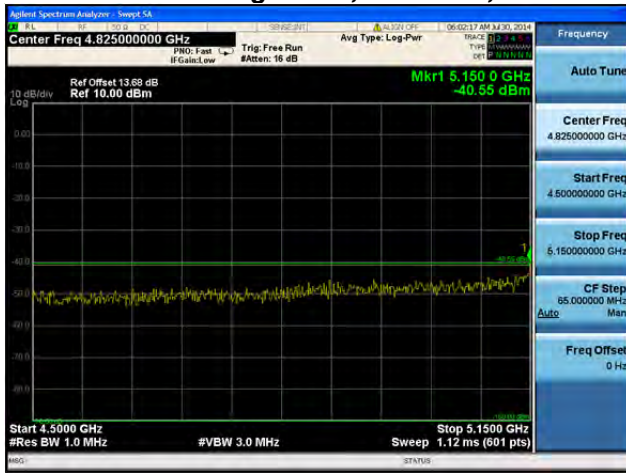
**Antenna C**



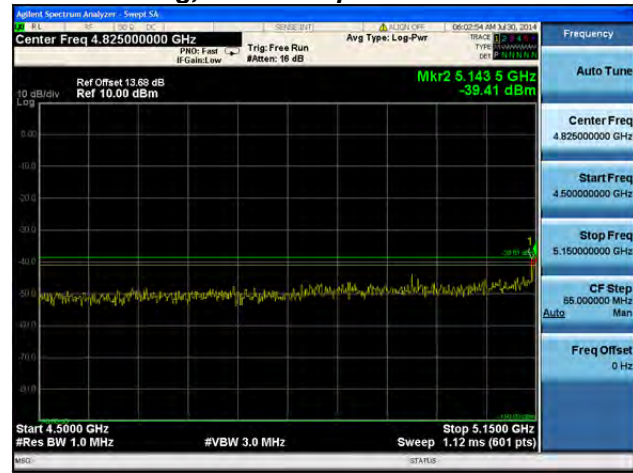
**Antenna D**



**Conducted Bandedge Peak, 5180 MHz, Non HT/VHT20 Beam Forming, 6 to 54 Mbps**



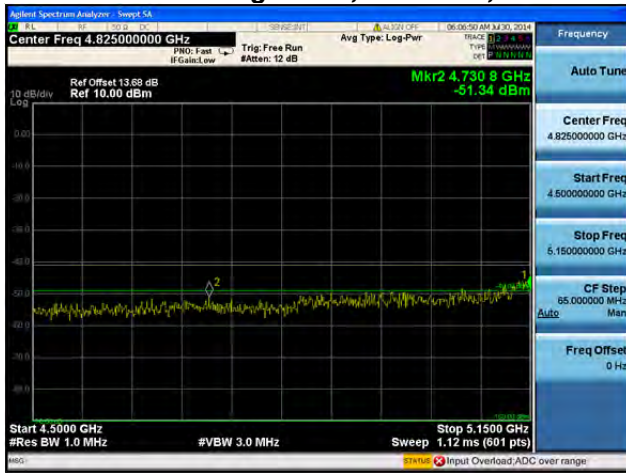
**Antenna A**



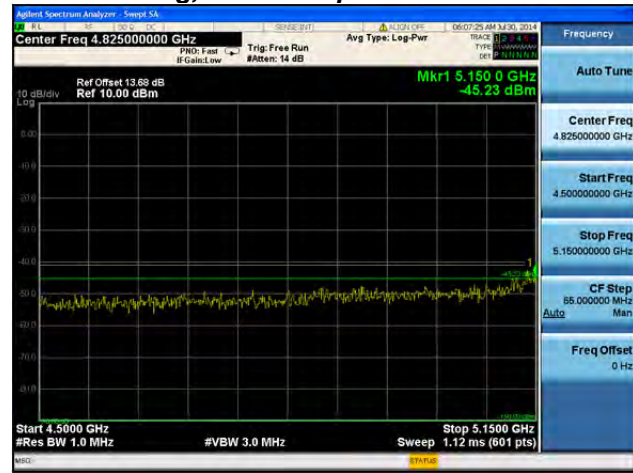
**Antenna B**



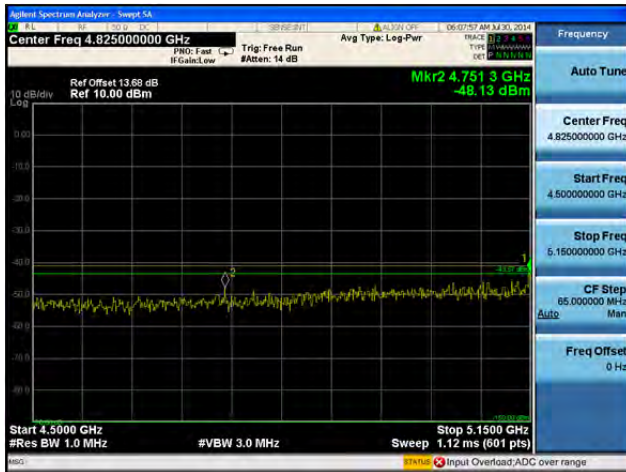
**Conducted Bandedge Peak, 5180 MHz, Non HT/VHT20 Beam Forming, 6 to 54 Mbps**



**Antenna A**



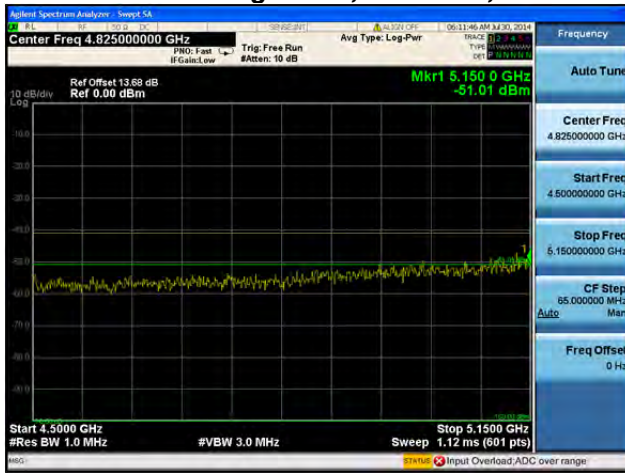
**Antenna B**



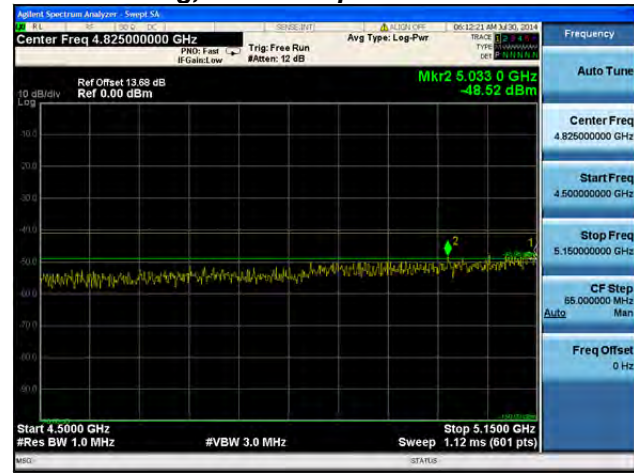
**Antenna C**



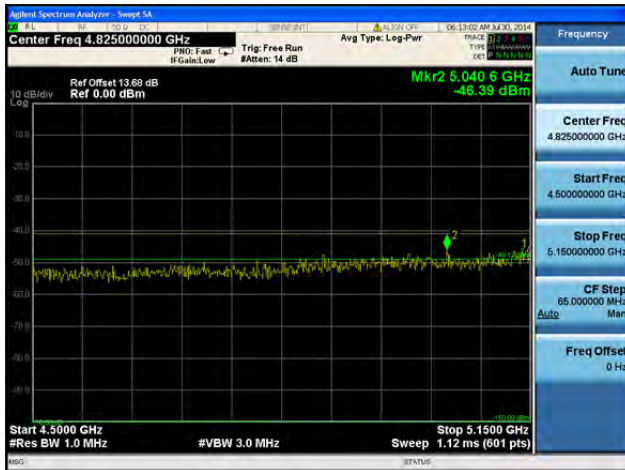
**Conducted Bandedge Peak, 5180 MHz, Non HT/VHT20 Beam Forming, 6 to 54 Mbps**



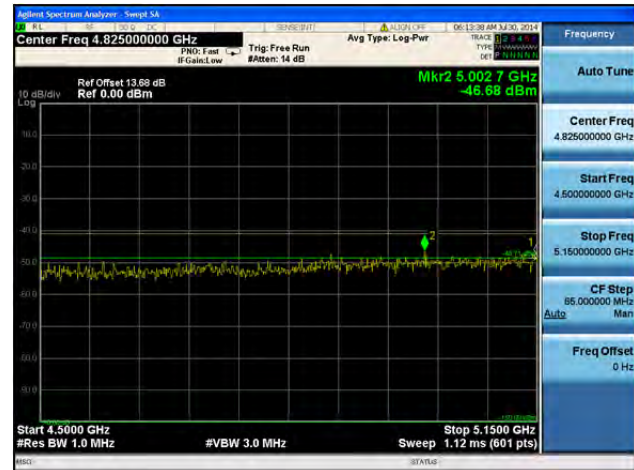
**Antenna A**



**Antenna B**



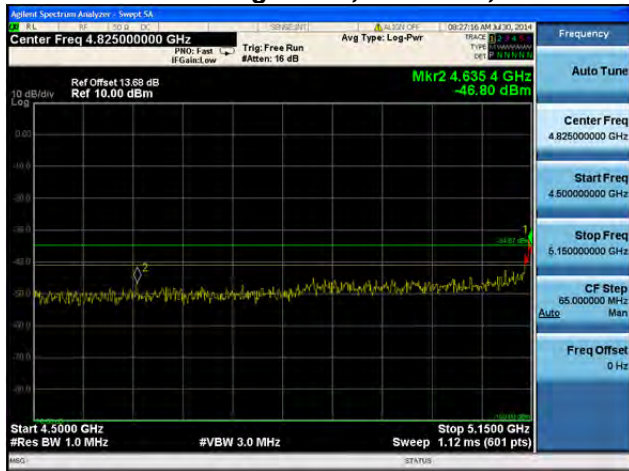
**Antenna C**



**Antenna D**



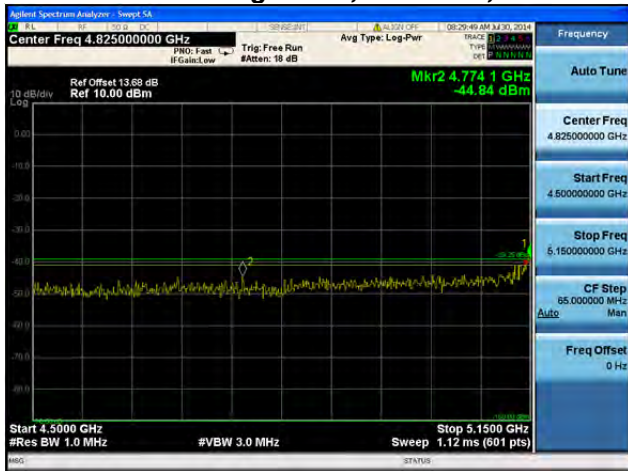
**Conducted Bandedge Peak, 5180 MHz, HT/VHT20, M0 to M7, M0.1 to M9.1**



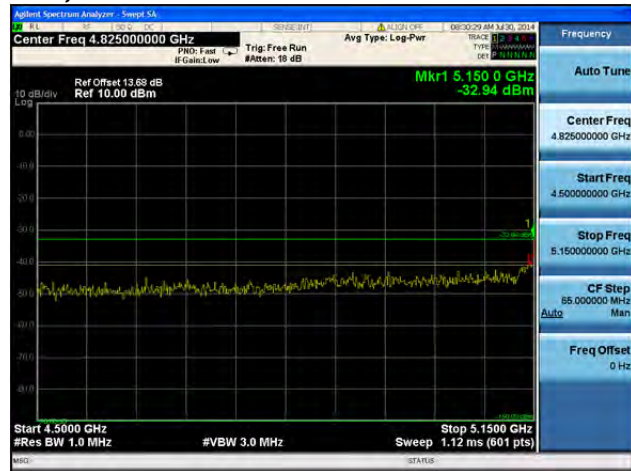
**Antenna A**



**Conducted Bandedge Peak, 5180 MHz, HT/VHT20, M0 to M7, M0.1 to M9.1**



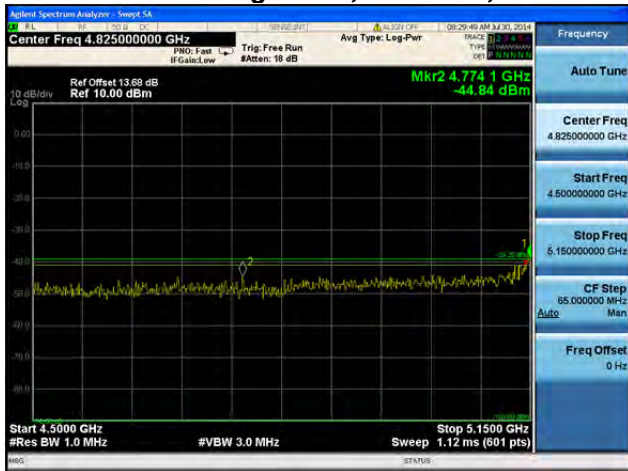
**Antenna A**



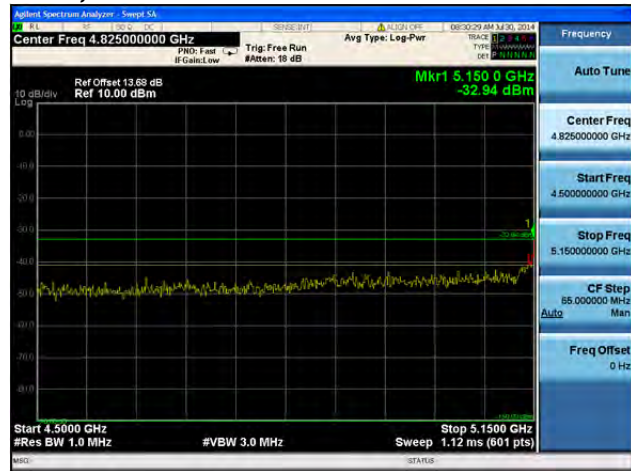
**Antenna B**



**Conducted Bandedge Peak, 5180 MHz, HT/VHT20, M8 to M15, M0.2 to M9.2**



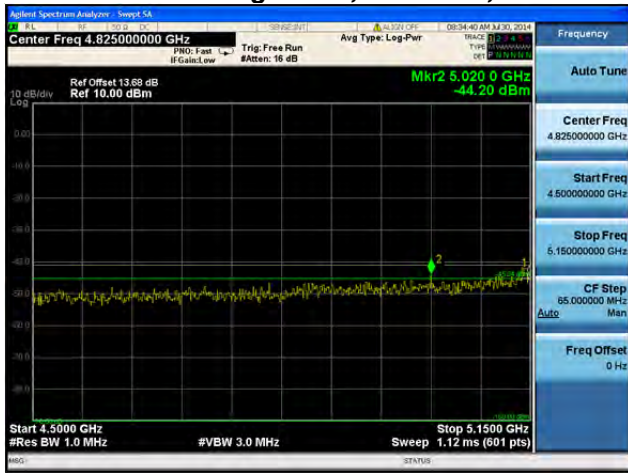
**Antenna A**



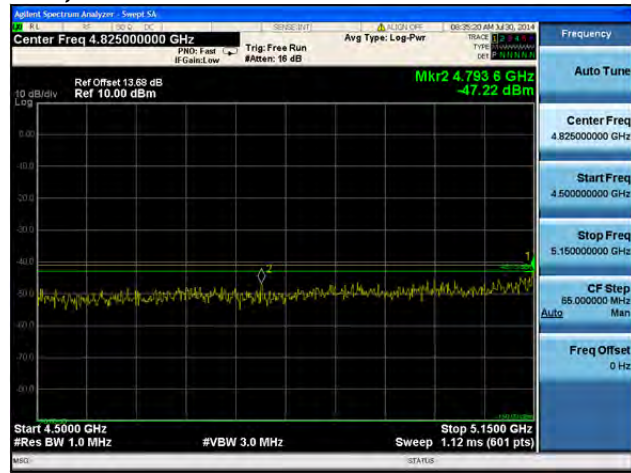
**Antenna B**



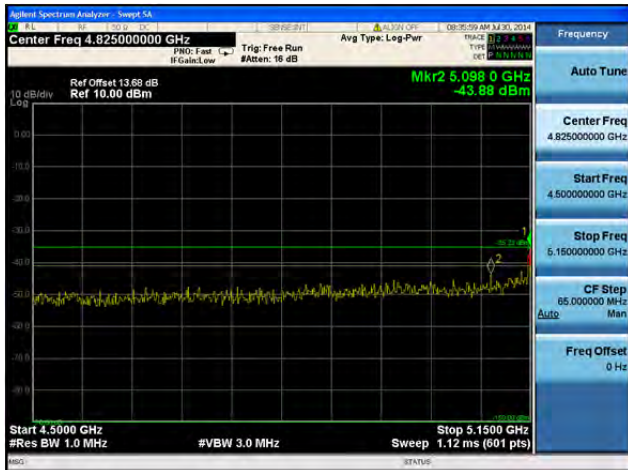
**Conducted Bandedge Peak, 5180 MHz, HT/VHT20, M0 to M7, M0.1 to M9.1**



**Antenna A**



**Antenna B**



**Antenna C**

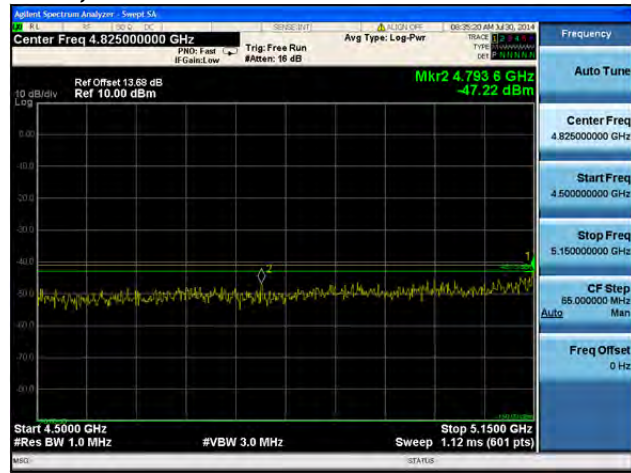




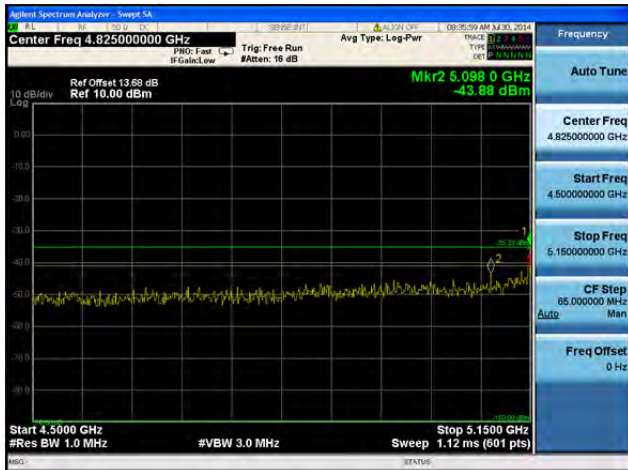
**Conducted Bandedge Peak, 5180 MHz, HT/VHT20, M8 to M15, M0.2 to M9.2**



**Antenna A**



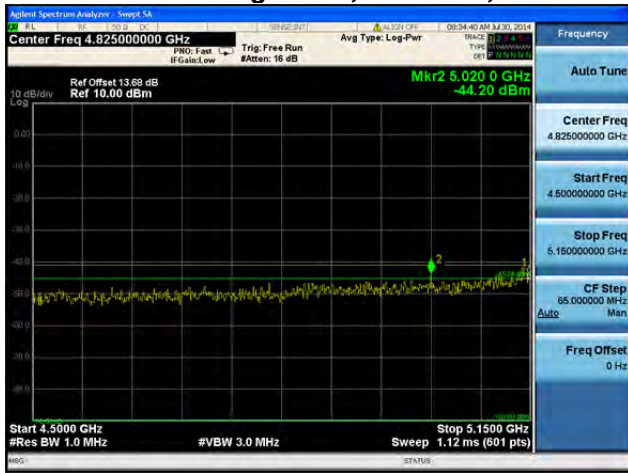
**Antenna B**



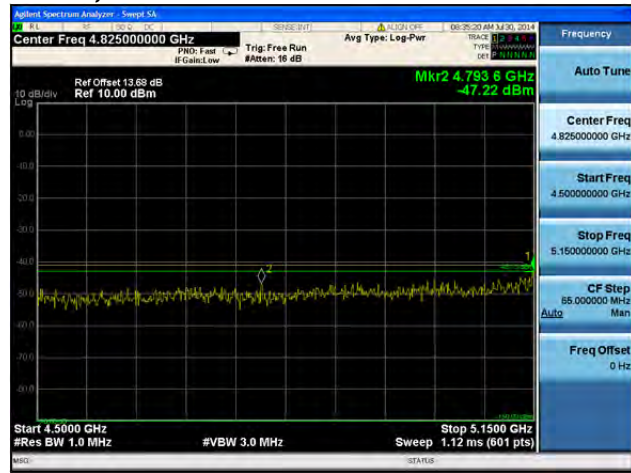
**Antenna C**



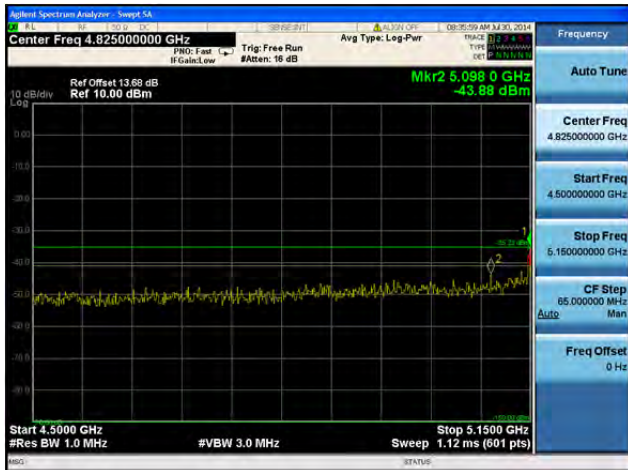
**Conducted Bandedge Peak, 5180 MHz, HT/VHT20, M16 to M23, M0.3 to M9.3**



**Antenna A**



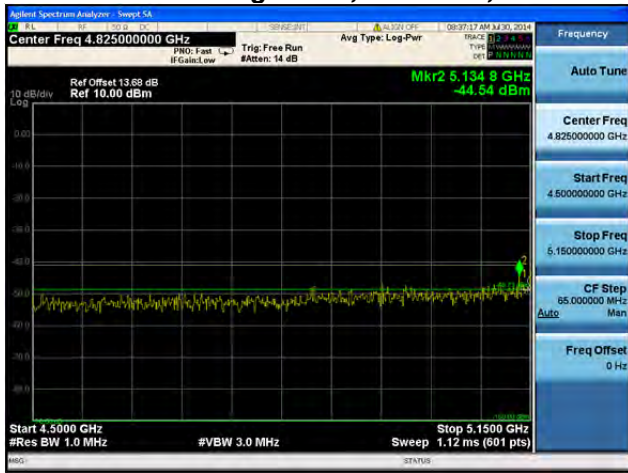
**Antenna B**



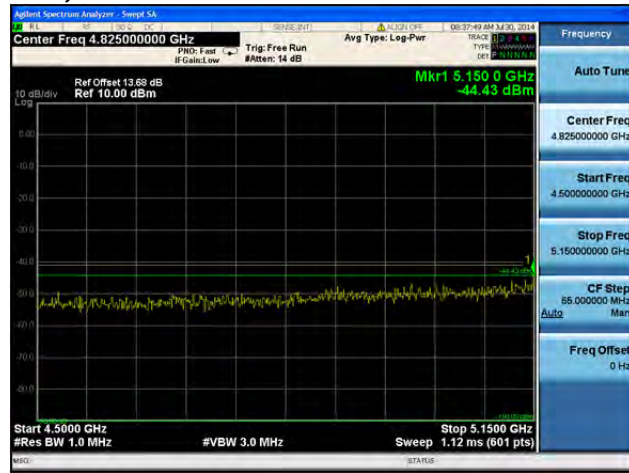
**Antenna C**



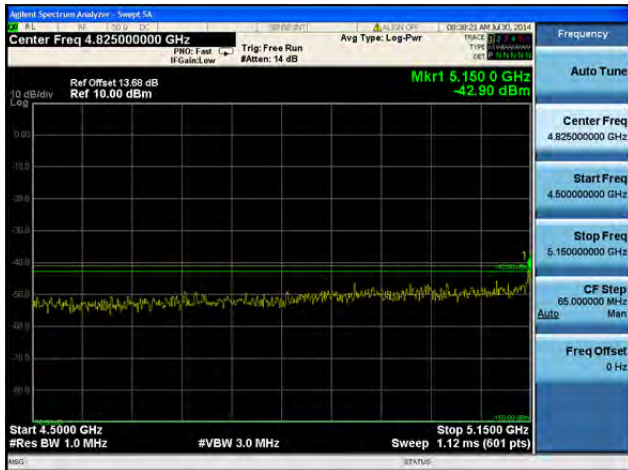
**Conducted Bandedge Peak, 5180 MHz, HT/VHT20, M0 to M7, M0.1 to M9.1**



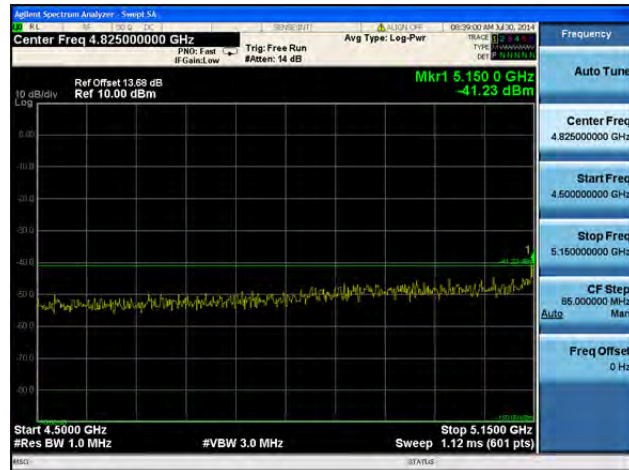
**Antenna A**



**Antenna B**



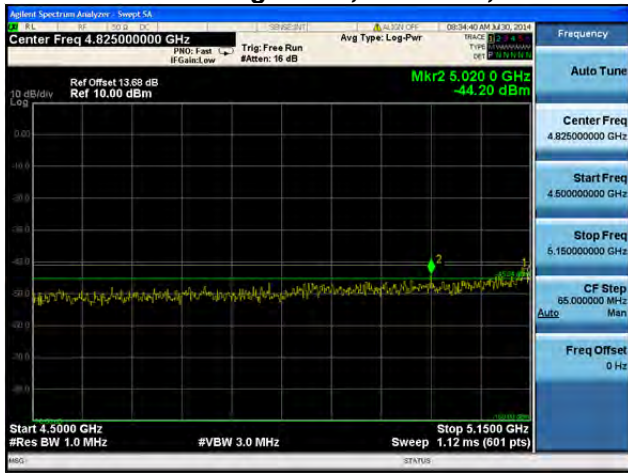
**Antenna C**



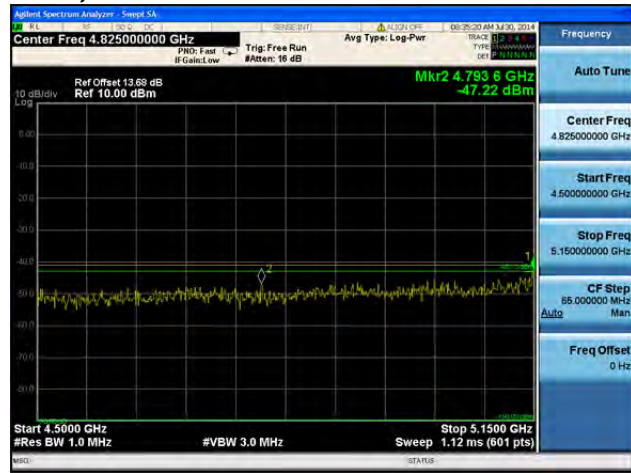
**Antenna D**



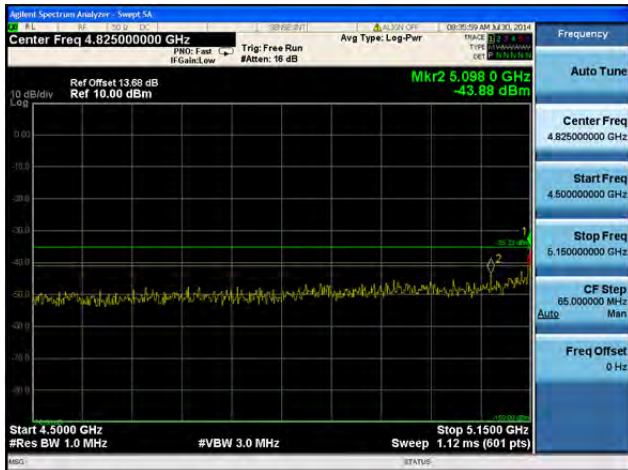
**Conducted Bandedge Peak, 5180 MHz, HT/VHT20, M8 to M15, M0.2 to M9.2**



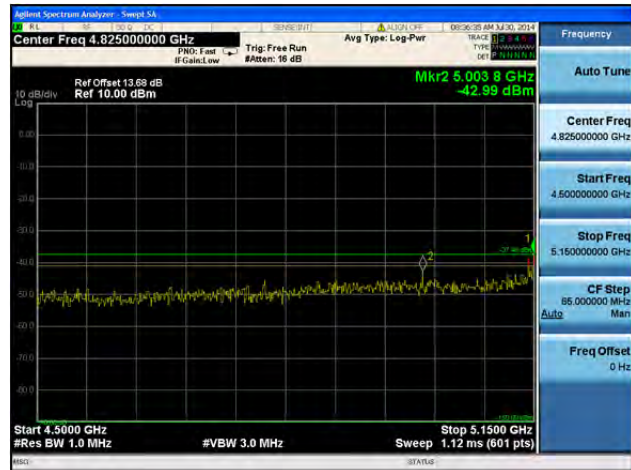
**Antenna A**



**Antenna B**



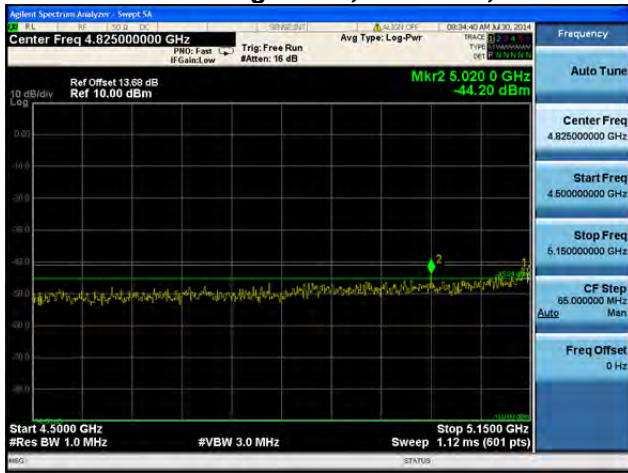
**Antenna C**



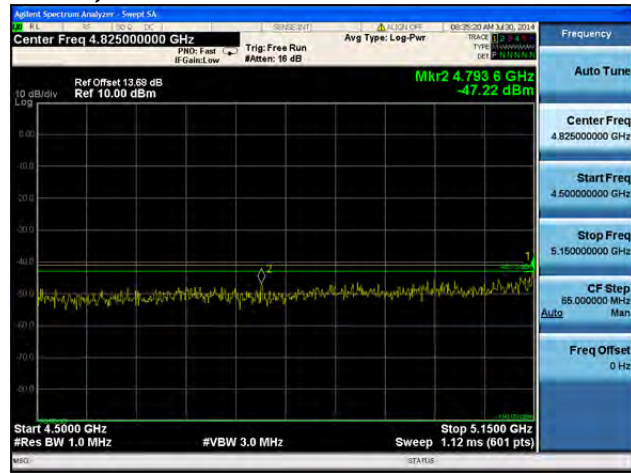
**Antenna D**



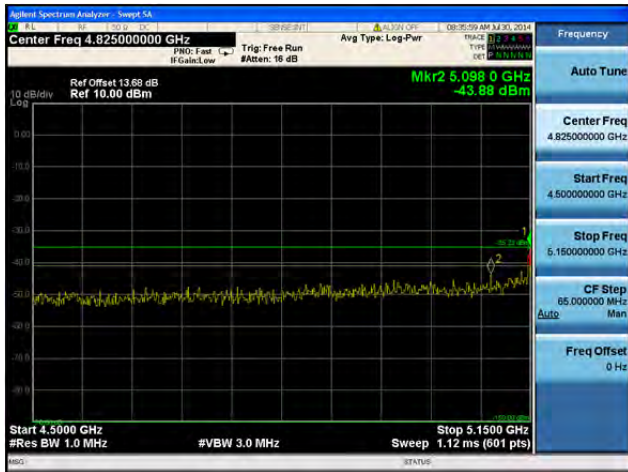
**Conducted Bandedge Peak, 5180 MHz, HT/VHT20, M16 to M23, M0.3 to M9.3**



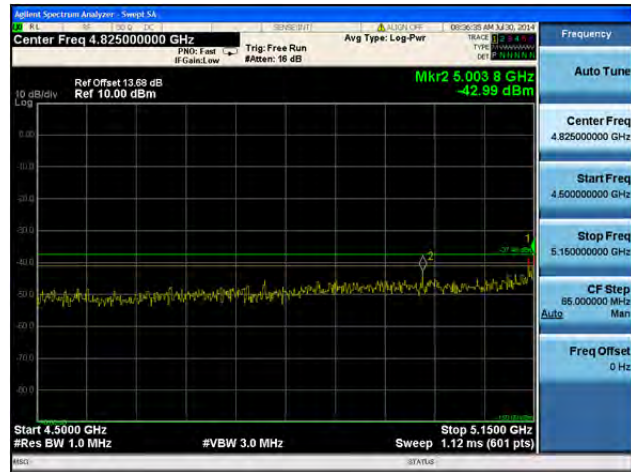
**Antenna A**



**Antenna B**



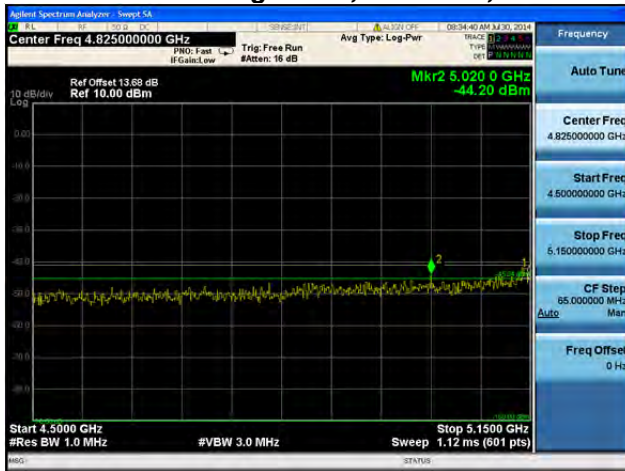
**Antenna C**



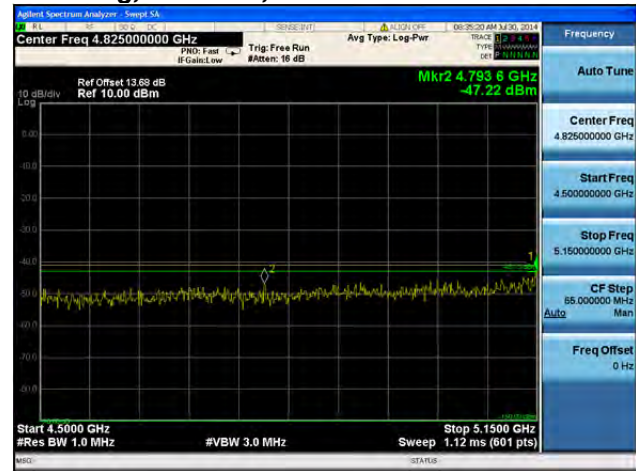
**Antenna D**



**Conducted Bandedge Peak, 5180 MHz, HT/VHT20 Beam Forming, M0 to M7, M0.1 to M9.1**



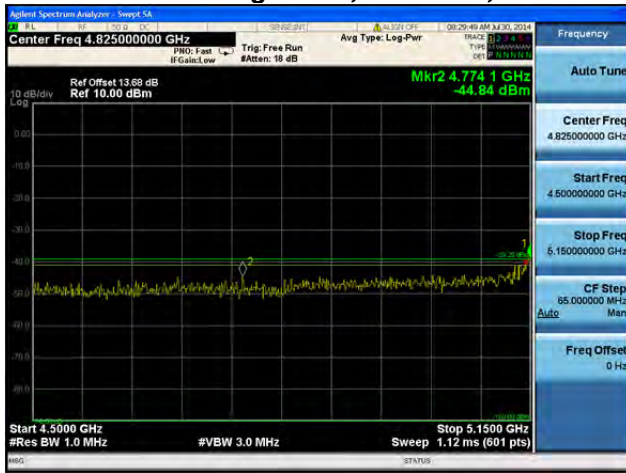
**Antenna A**



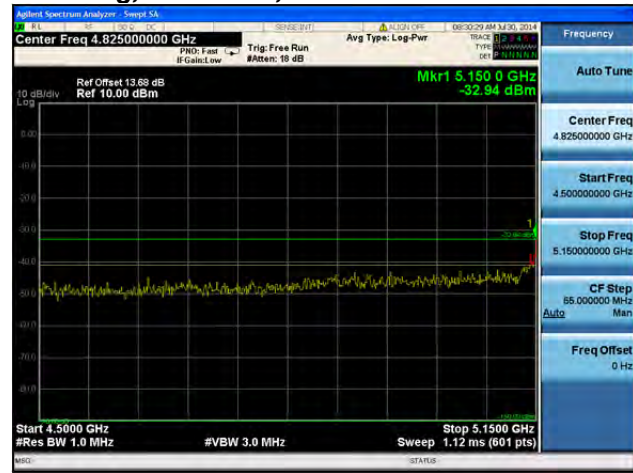
**Antenna B**



**Conducted Bandedge Peak, 5180 MHz, HT/VHT20 Beam Forming, M8 to M15, M0.2 to M9.2**



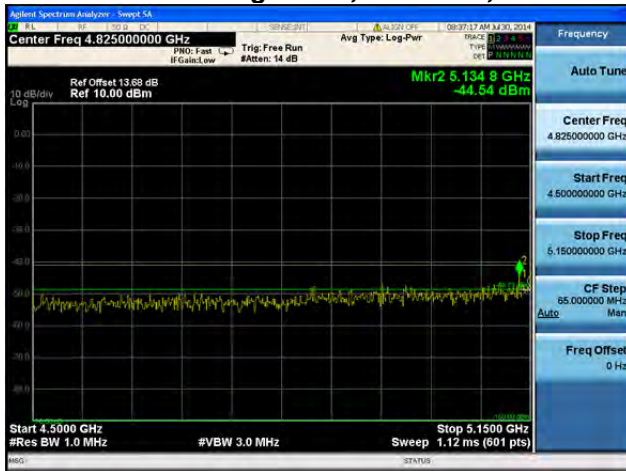
**Antenna A**



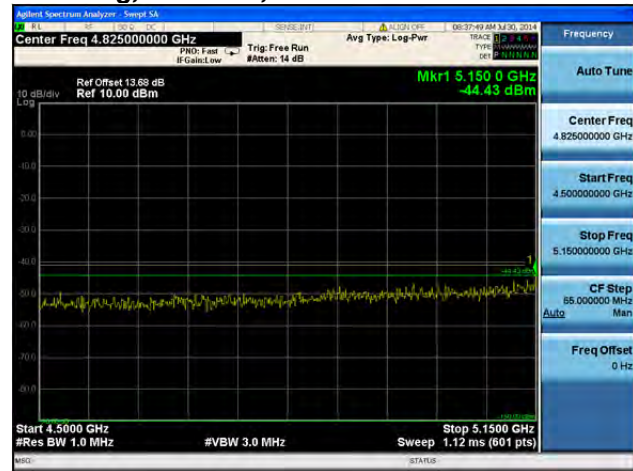
**Antenna B**



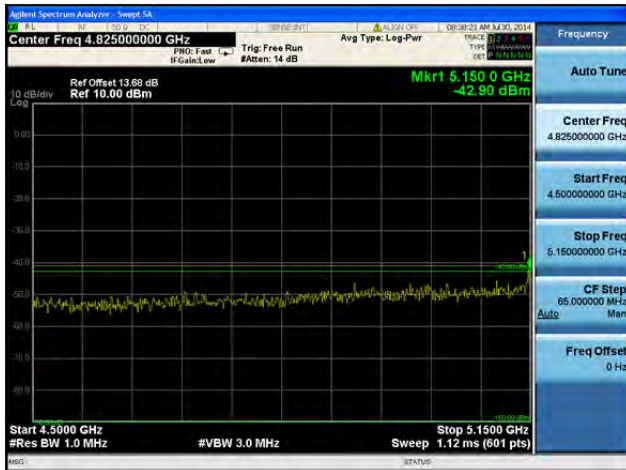
**Conducted Bandedge Peak, 5180 MHz, HT/VHT20 Beam Forming, M0 to M7, M0.1 to M9.1**



**Antenna A**



**Antenna B**

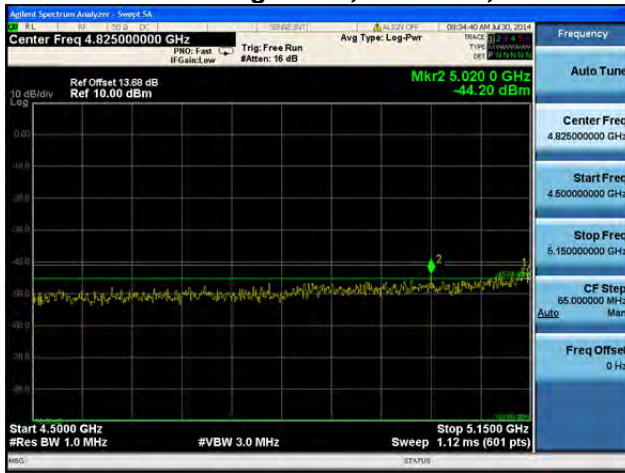


**Antenna C**

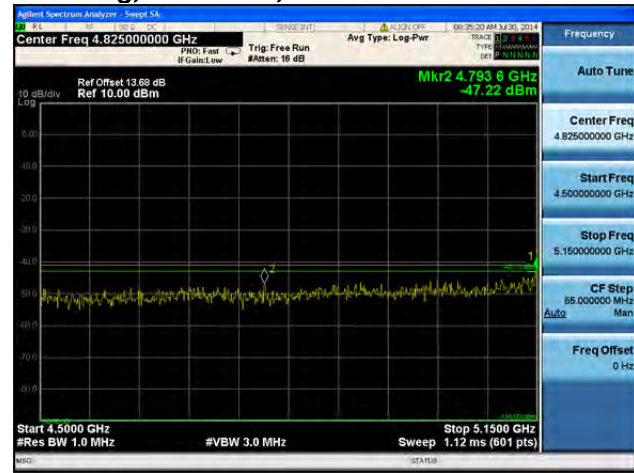




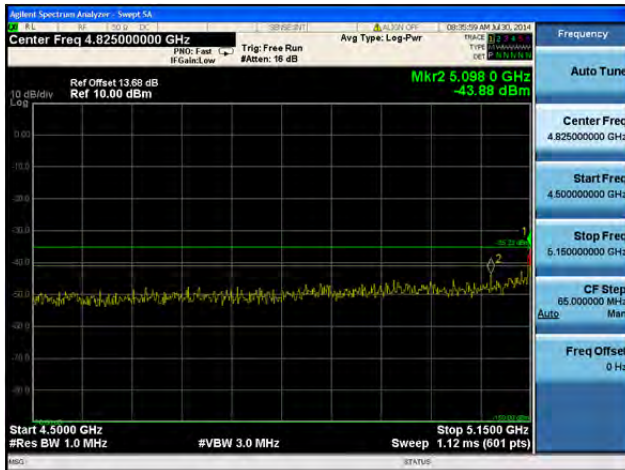
**Conducted Bandedge Peak, 5180 MHz, HT/VHT20 Beam Forming, M8 to M15, M0.2 to M9.2**



**Antenna A**



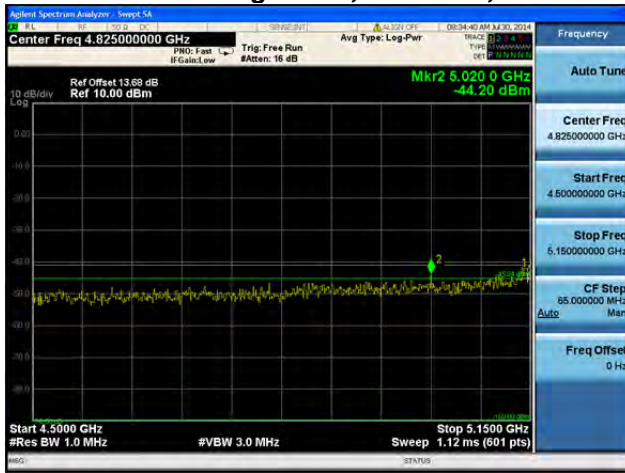
**Antenna B**



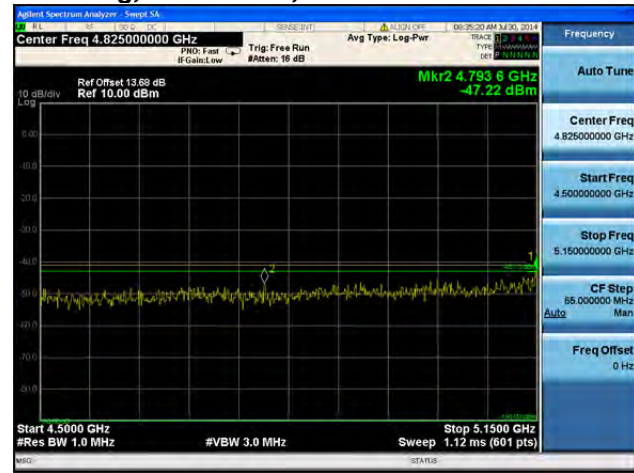
**Antenna C**



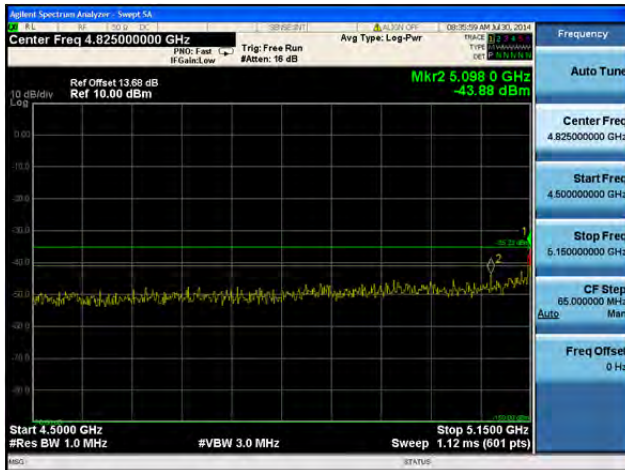
**Conducted Bandedge Peak, 5180 MHz, HT/VHT20 Beam Forming, M16 to M23, M0.3 to M9.3**



**Antenna A**



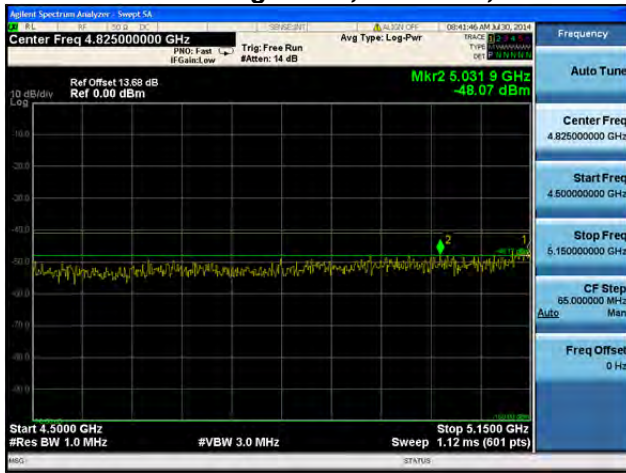
**Antenna B**



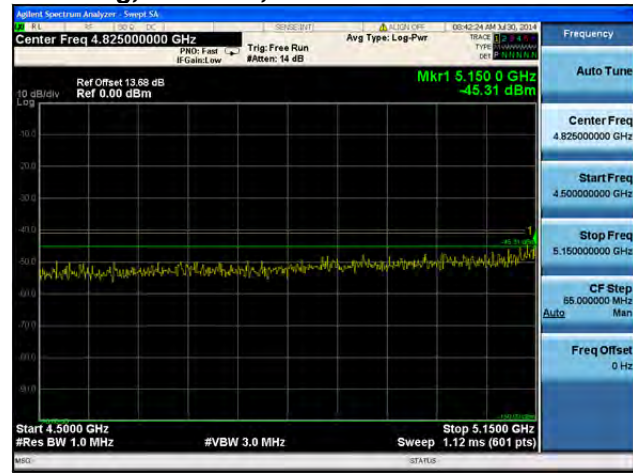
**Antenna C**



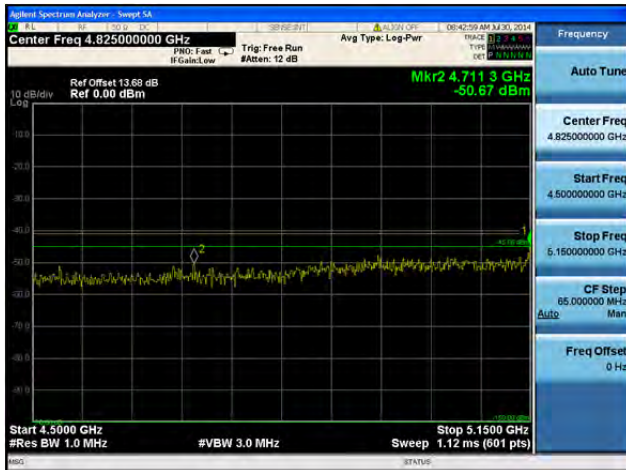
**Conducted Bandedge Peak, 5180 MHz, HT/VHT20 Beam Forming, M0 to M7, M0.1 to M9.1**



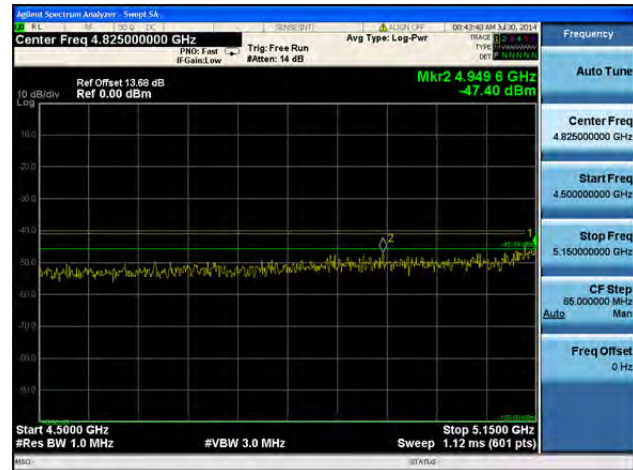
**Antenna A**



**Antenna B**



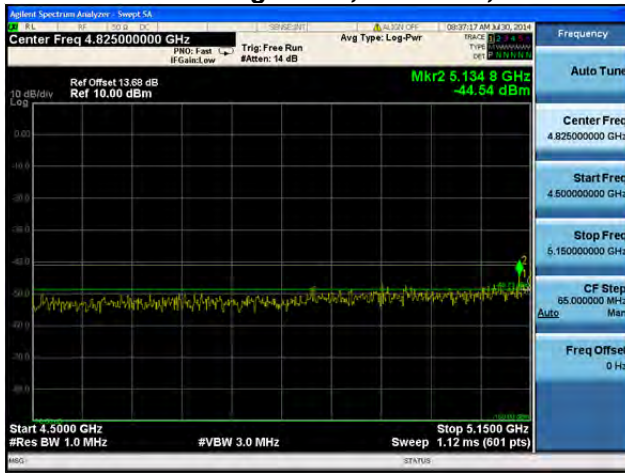
**Antenna C**



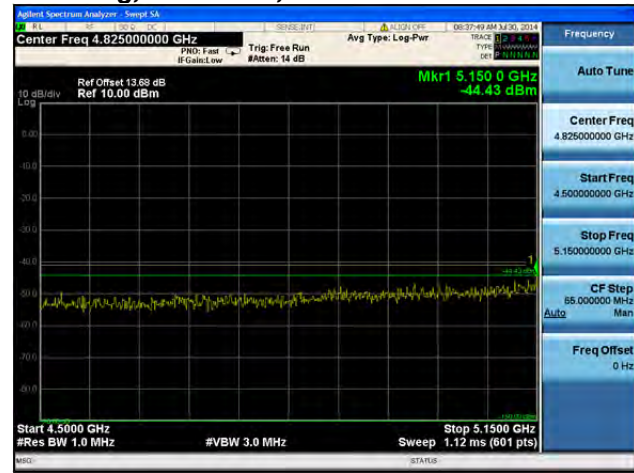
**Antenna D**



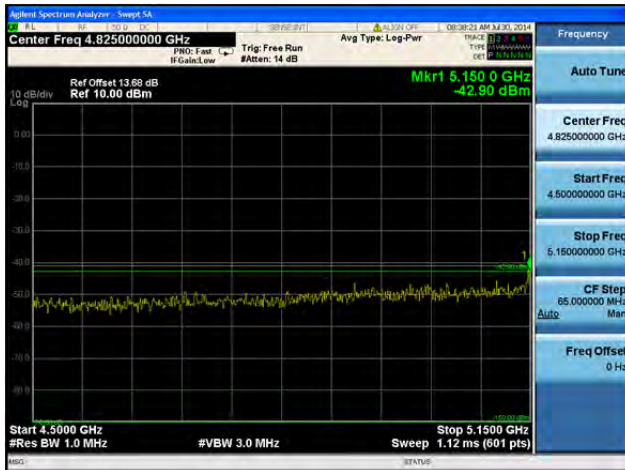
**Conducted Bandedge Peak, 5180 MHz, HT/VHT20 Beam Forming, M8 to M15, M0.2 to M9.2**



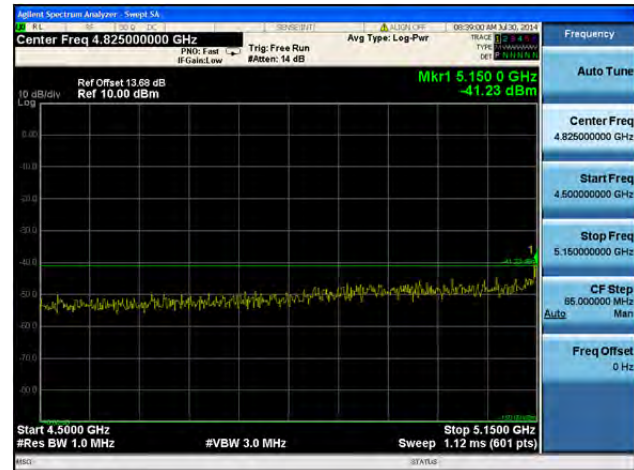
**Antenna A**



**Antenna B**



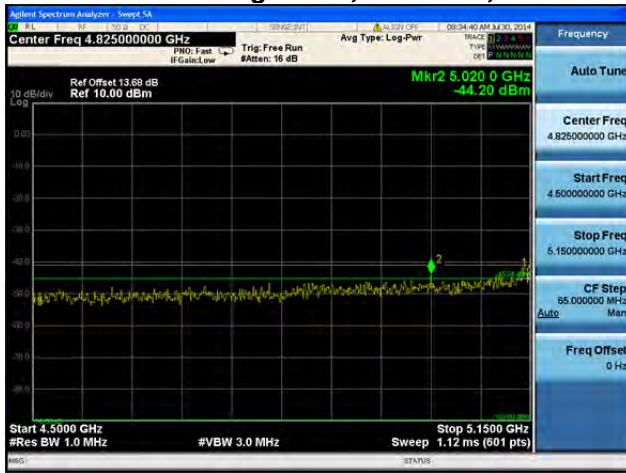
**Antenna C**



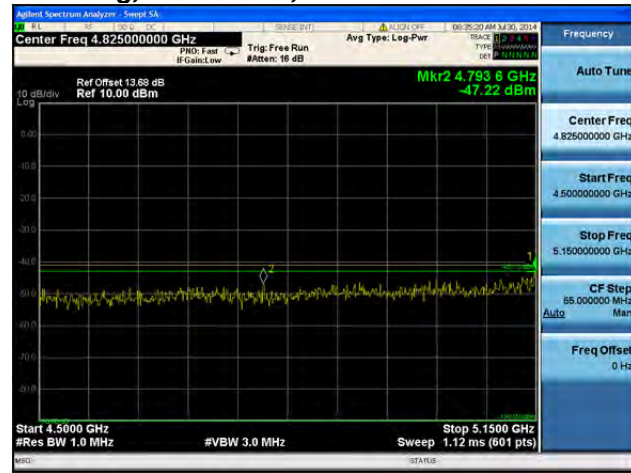
**Antenna D**



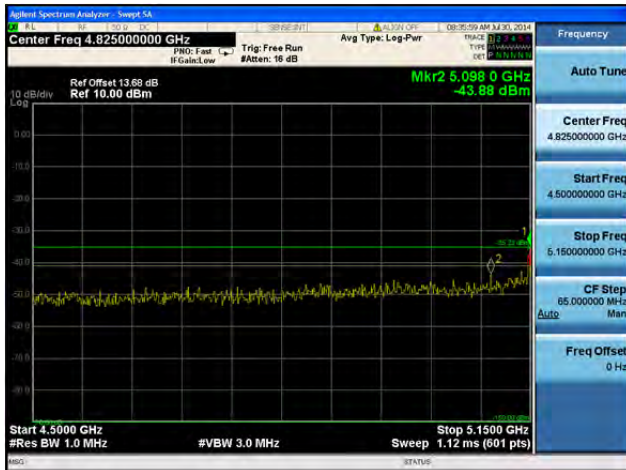
**Conducted Bandedge Peak, 5180 MHz, HT/VHT20 Beam Forming, M16 to M23, M0.3 to M9.3**



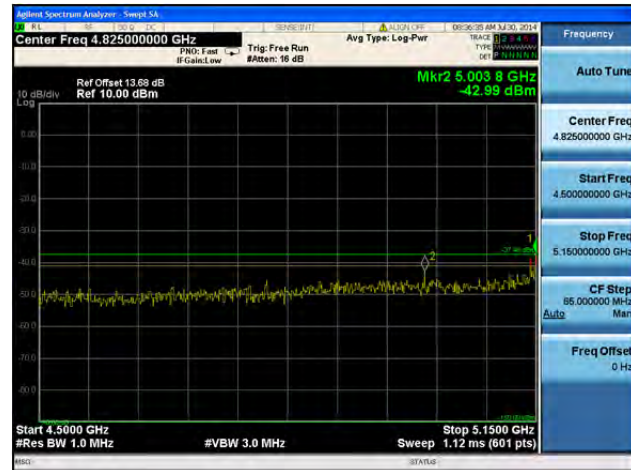
**Antenna A**



**Antenna B**



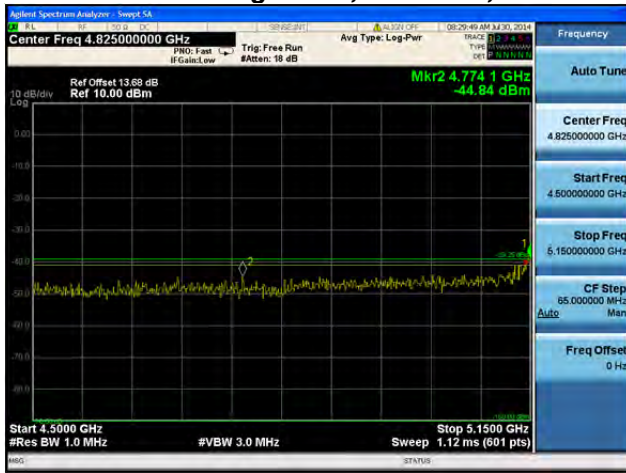
**Antenna C**



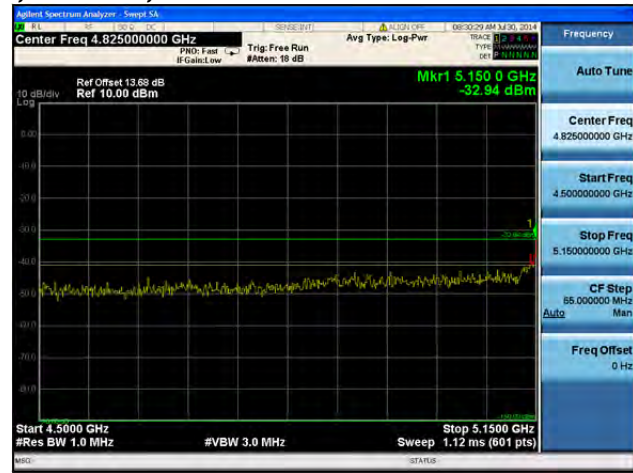
**Antenna D**



**Conducted Bandedge Peak, 5180 MHz, HT/VHT20 STBC, M0 to M7, M0.1 to M9.1**



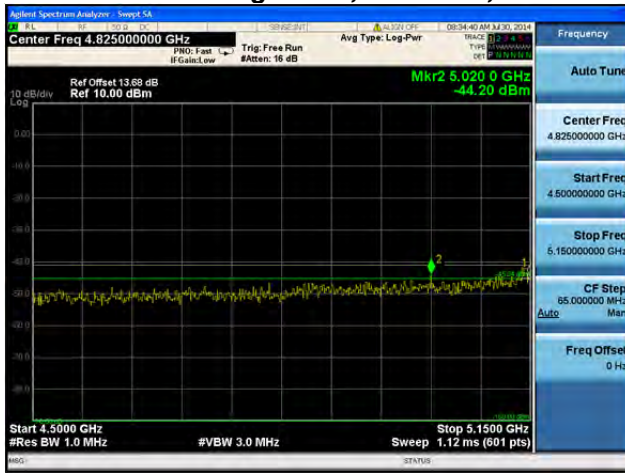
**Antenna A**



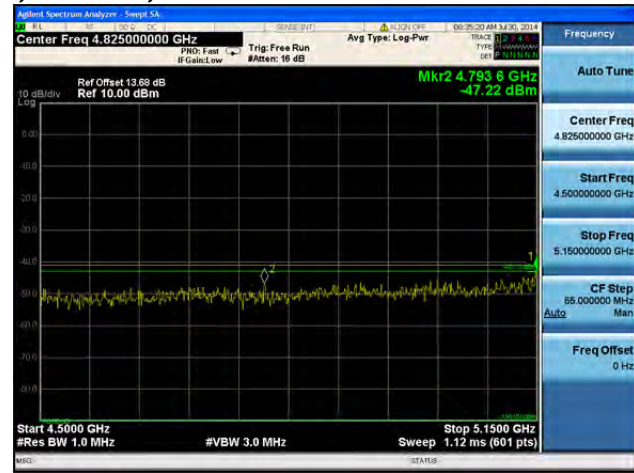
**Antenna B**



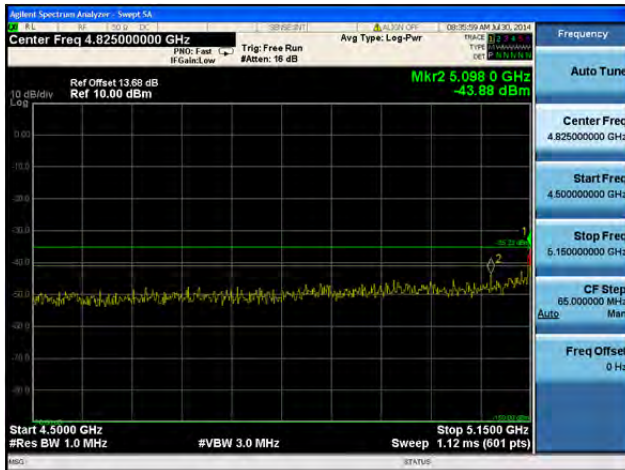
**Conducted Bandedge Peak, 5180 MHz, HT/VHT20 STBC, M0 to M7, M0.1 to M9.1**



**Antenna A**



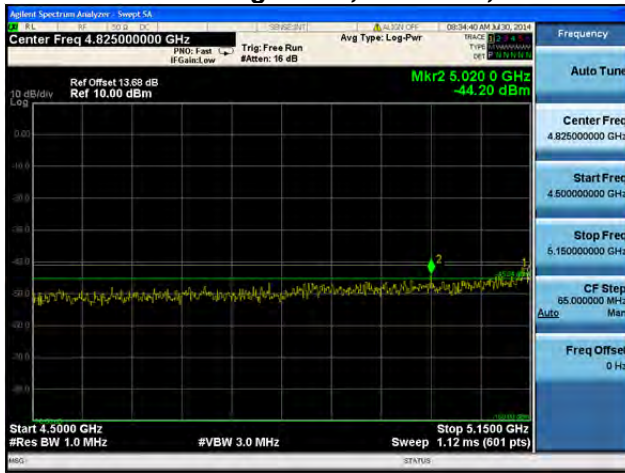
**Antenna B**



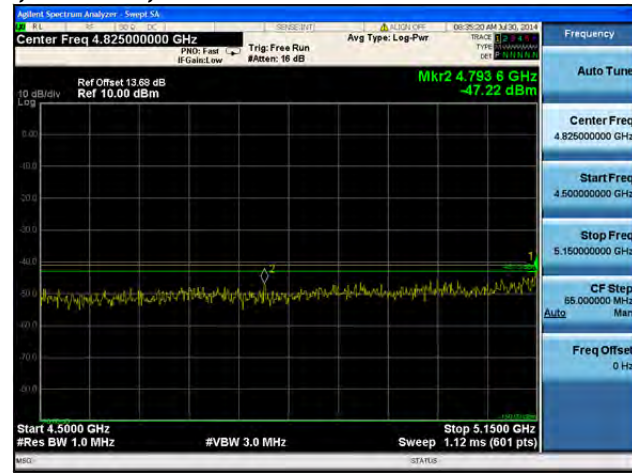
**Antenna C**



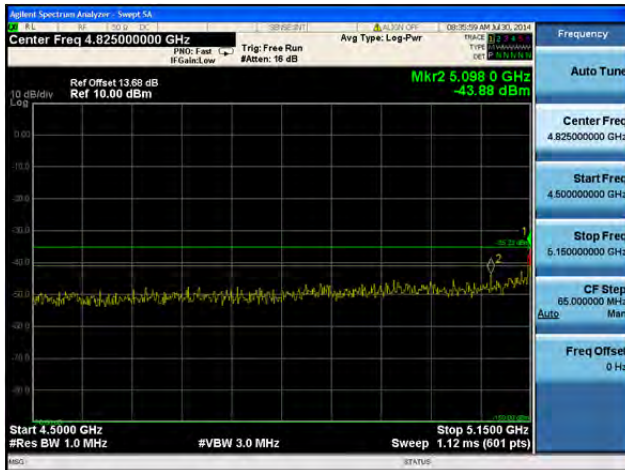
**Conducted Bandedge Peak, 5180 MHz, HT/VHT20 STBC, M0 to M7, M0.1 to M9.1**



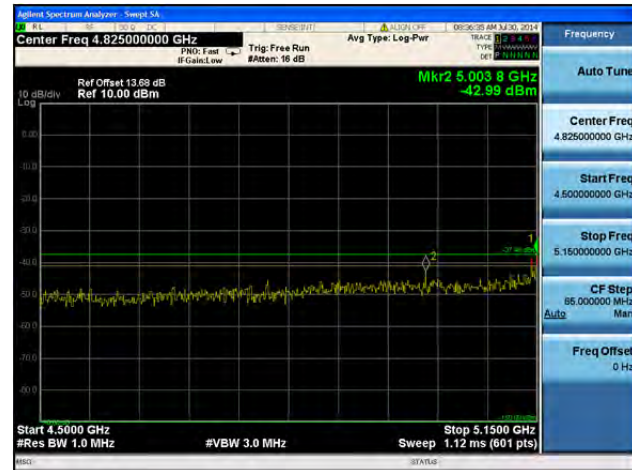
**Antenna A**



**Antenna B**



**Antenna C**

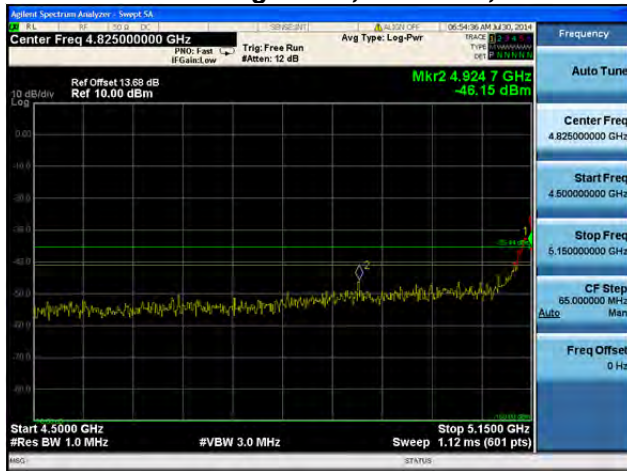


**Antenna D**





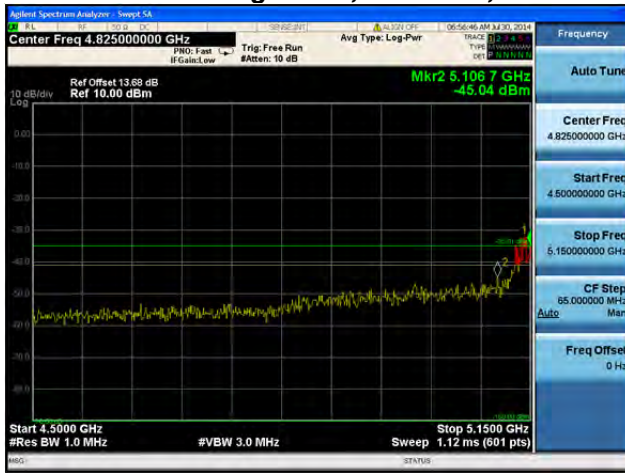
**Conducted Bandedge Peak, 5190 MHz, Non HT/VHT40, 6 to 54 Mbps**



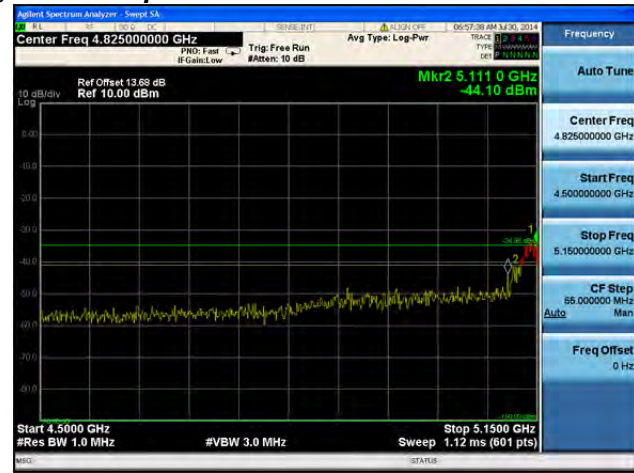
**Antenna A**



**Conducted Bandedge Peak, 5190 MHz, Non HT/VHT40, 6 to 54 Mbps**



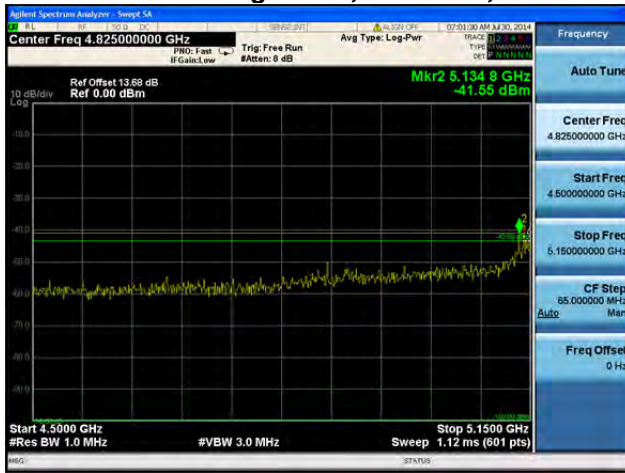
**Antenna A**



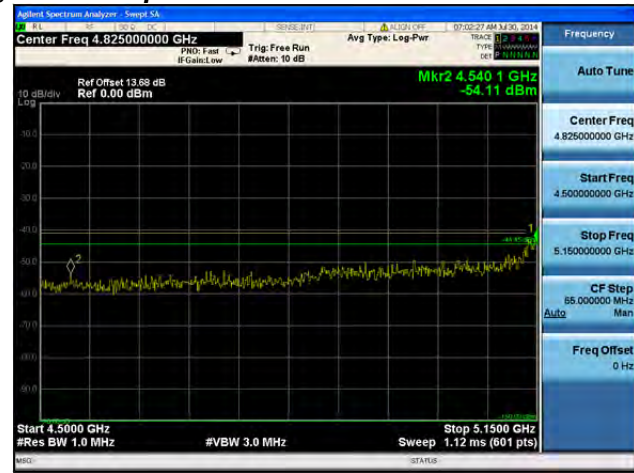
**Antenna B**



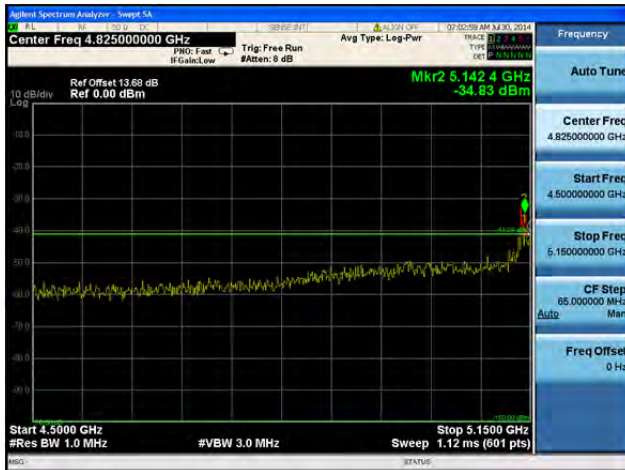
**Conducted Bandedge Peak, 5190 MHz, Non HT/VHT40, 6 to 54 Mbps**



**Antenna A**



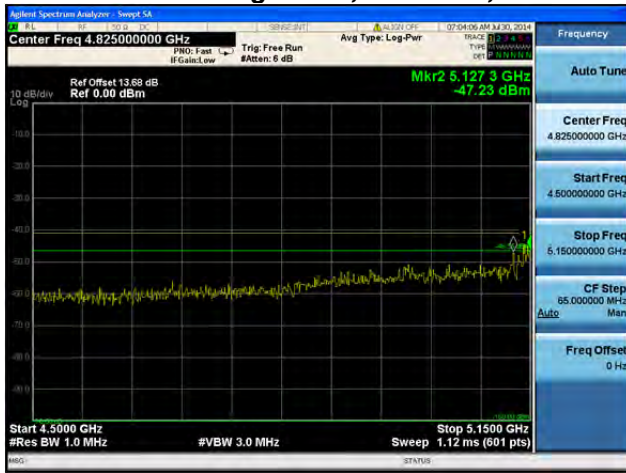
**Antenna B**



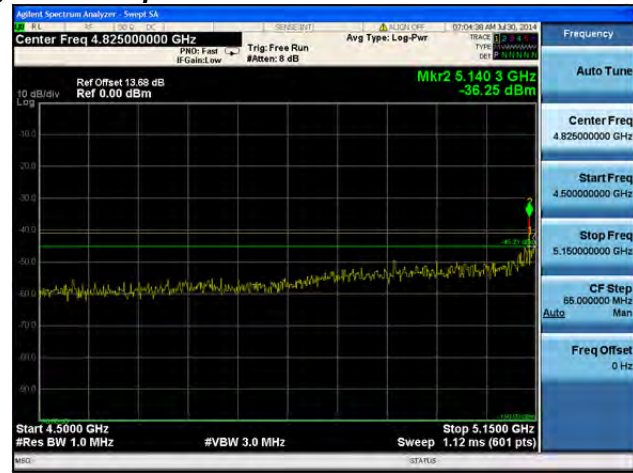
**Antenna C**



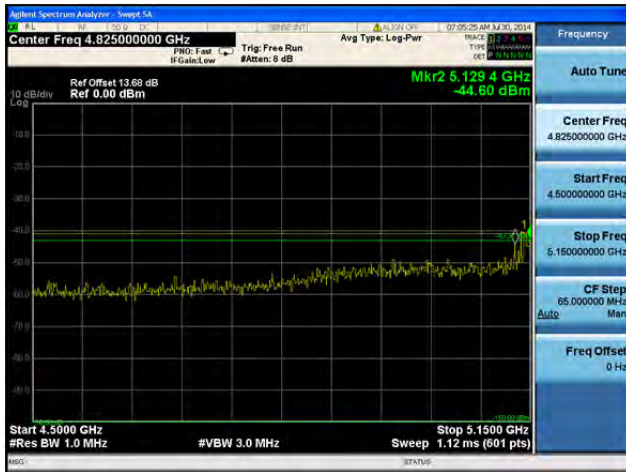
**Conducted Bandedge Peak, 5190 MHz, Non HT/VHT40, 6 to 54 Mbps**



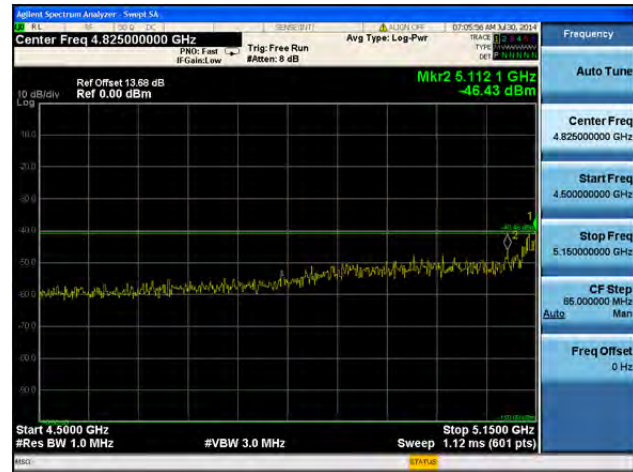
**Antenna A**



**Antenna B**



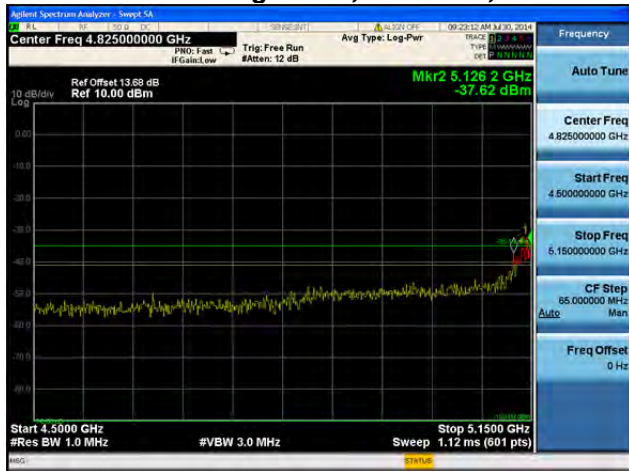
**Antenna C**



**Antenna D**



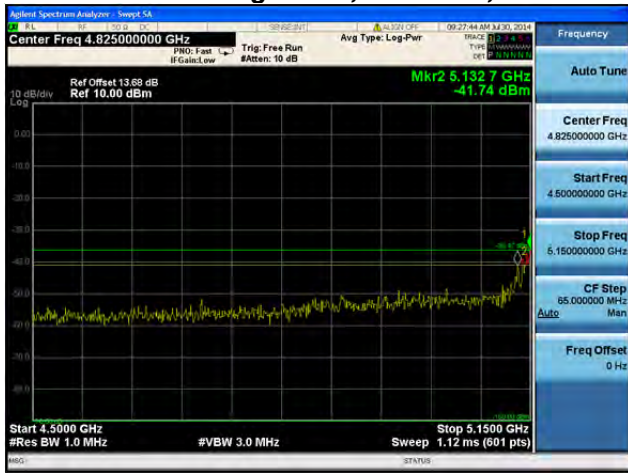
**Conducted Bandedge Peak, 5190 MHz, HT/VHT40, M0 to M7, M0.1 to M9.1**



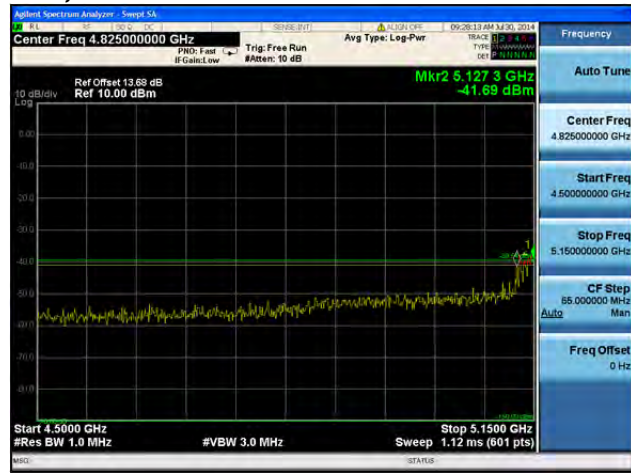
**Antenna A**



**Conducted Bandedge Peak, 5190 MHz, HT/VHT40, M0 to M7, M0.1 to M9.1**



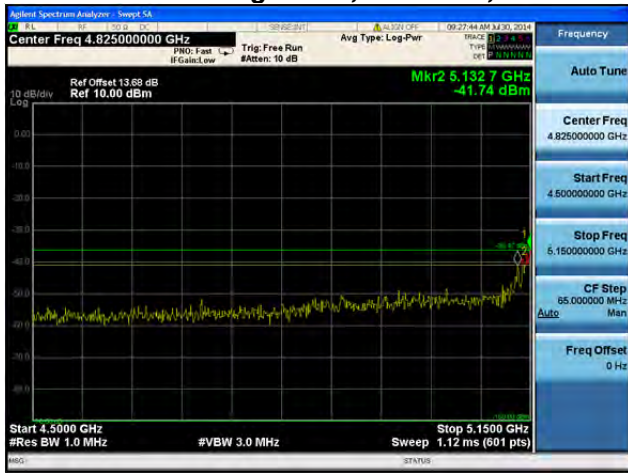
**Antenna A**



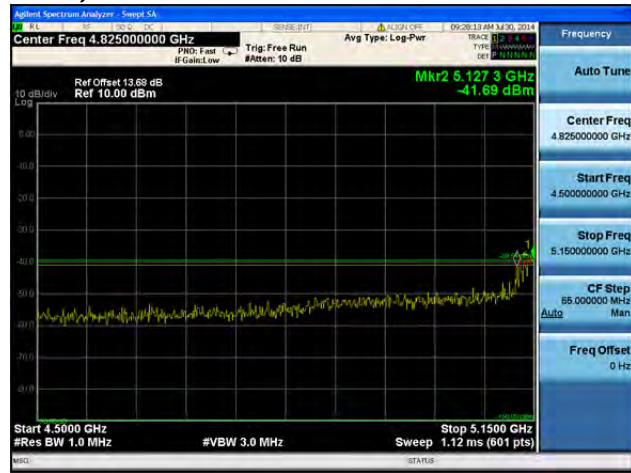
**Antenna B**



**Conducted Bandedge Peak, 5190 MHz, HT/VHT40, M8 to M15, M0.2 to M9.2**



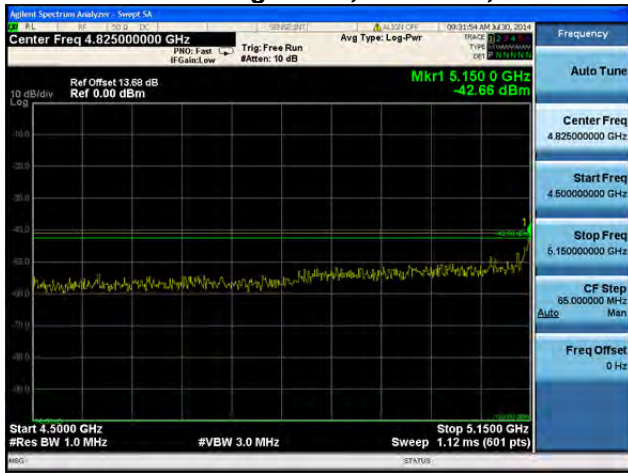
**Antenna A**



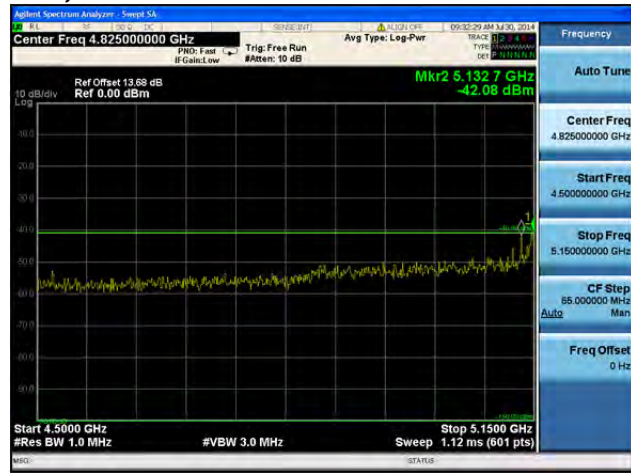
**Antenna B**



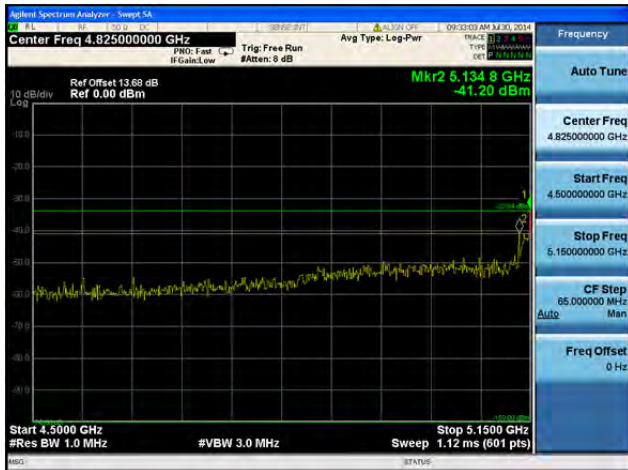
**Conducted Bandedge Peak, 5190 MHz, HT/VHT40, M0 to M7, M0.1 to M9.1**



**Antenna A**



**Antenna B**

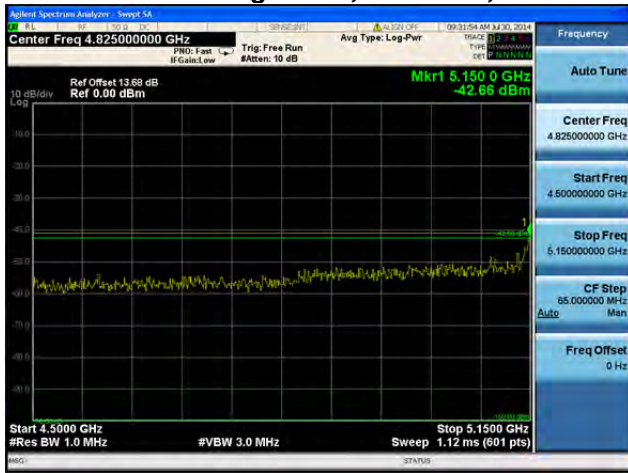


**Antenna C**

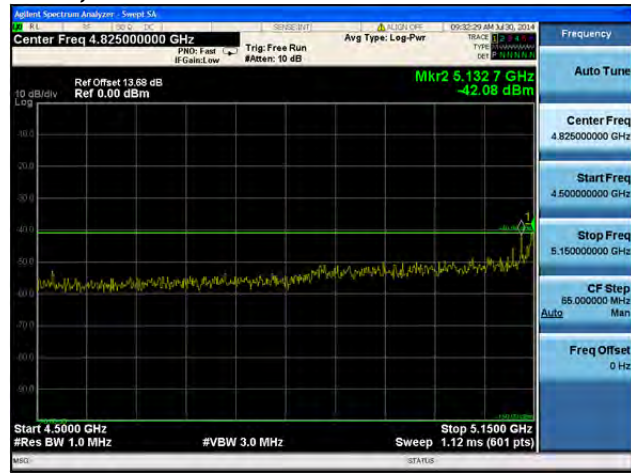




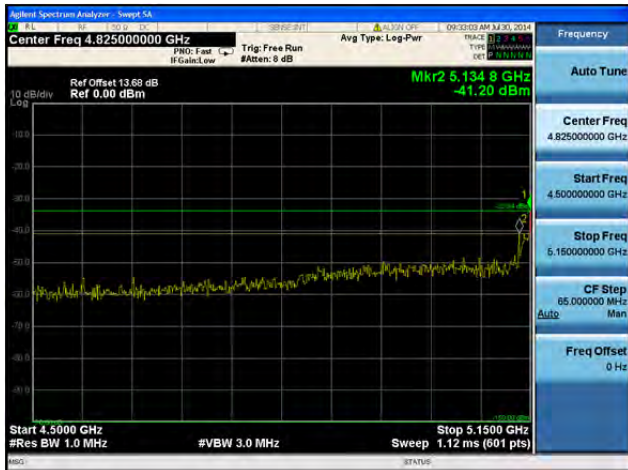
**Conducted Bandedge Peak, 5190 MHz, HT/VHT40, M8 to M15, M0.2 to M9.2**



**Antenna A**



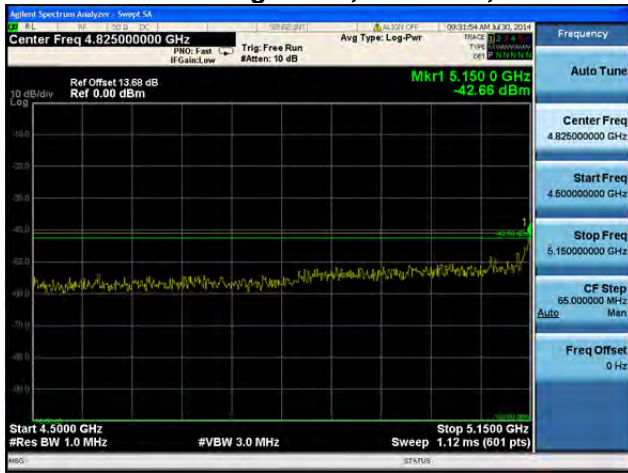
**Antenna B**



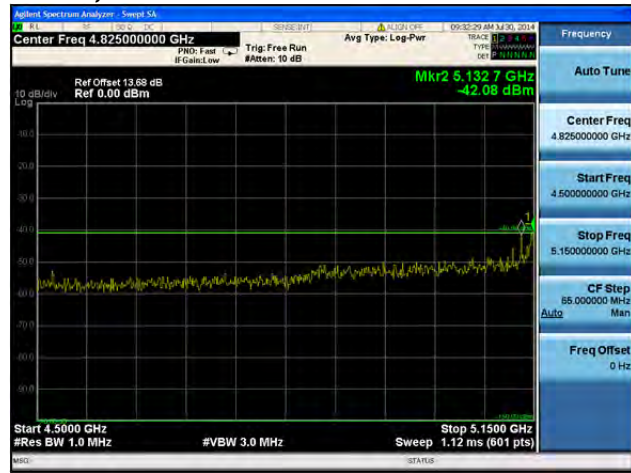
**Antenna C**



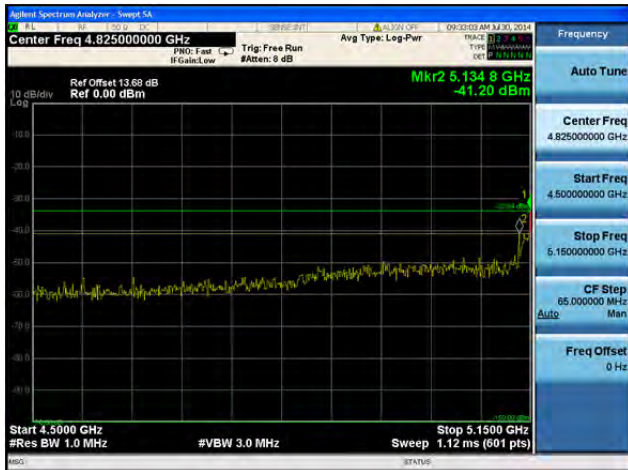
**Conducted Bandedge Peak, 5190 MHz, HT/VHT40, M16 to M23, M0.3 to M9.3**



**Antenna A**



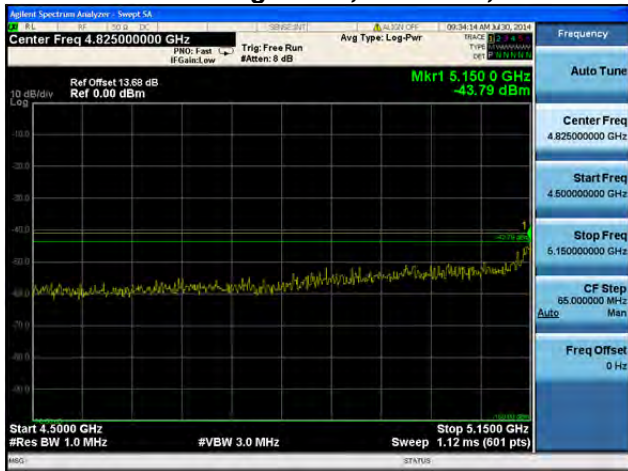
**Antenna B**



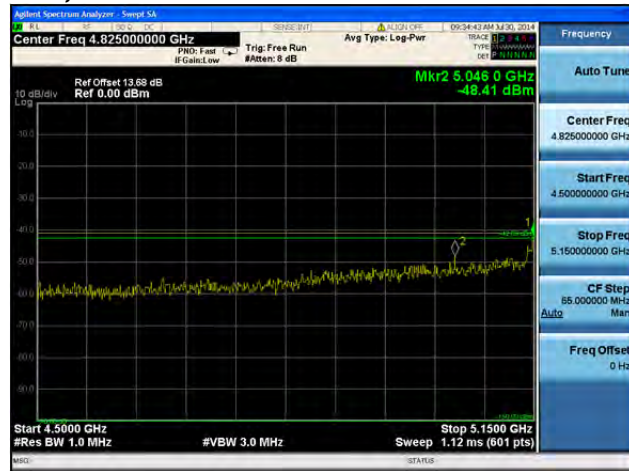
**Antenna C**



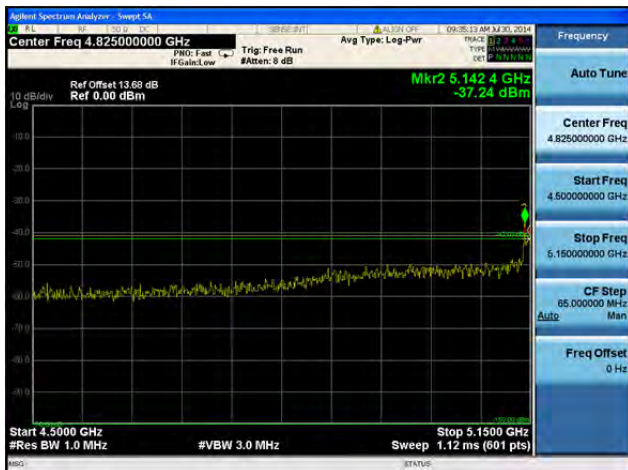
**Conducted Bandedge Peak, 5190 MHz, HT/VHT40, M0 to M7, M0.1 to M9.1**



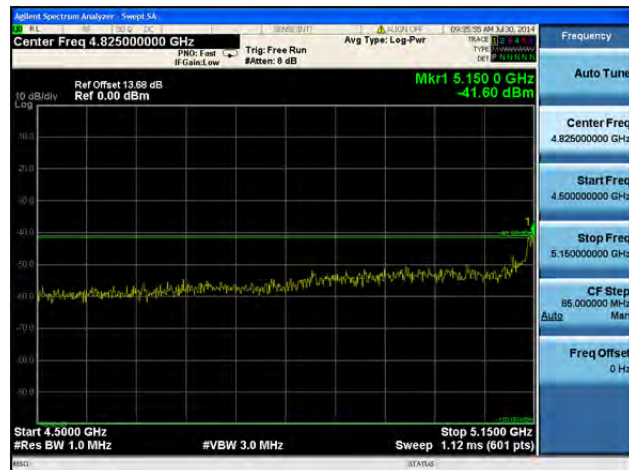
**Antenna A**



**Antenna B**



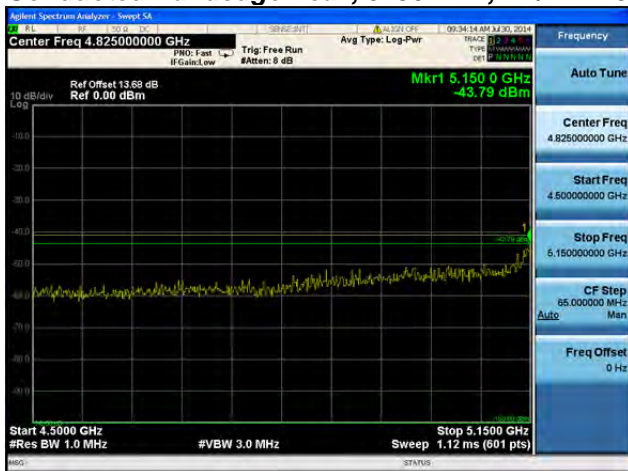
**Antenna C**



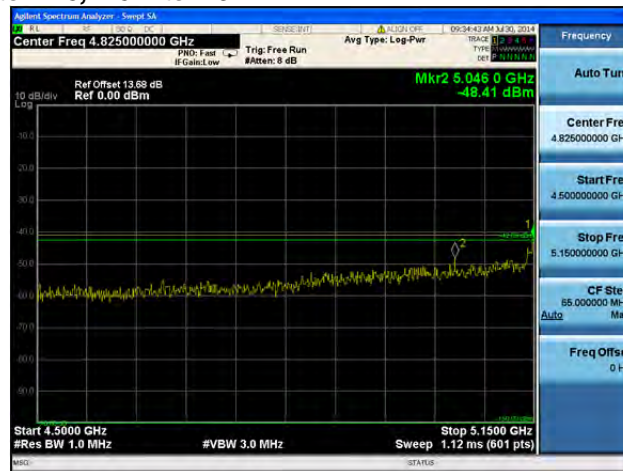
**Antenna D**



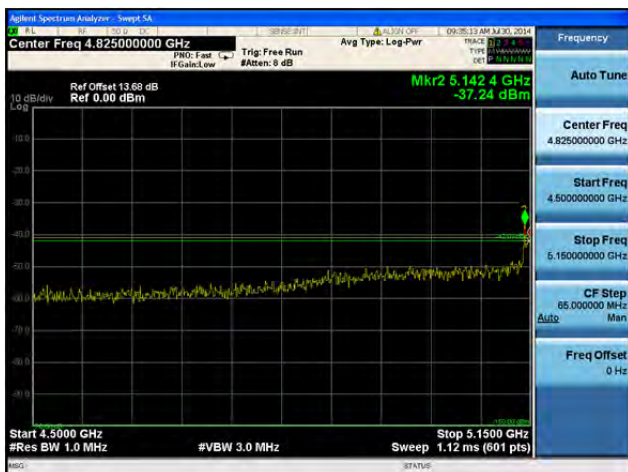
**Conducted Bandedge Peak, 5190 MHz, HT/VHT40, M8 to M15, M0.2 to M9.2**



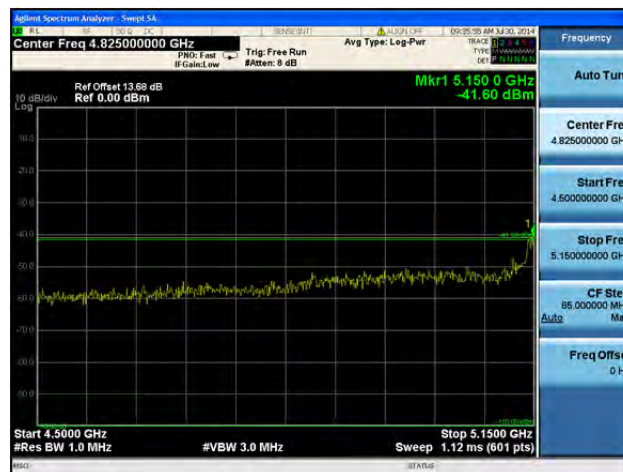
**Antenna A**



**Antenna B**



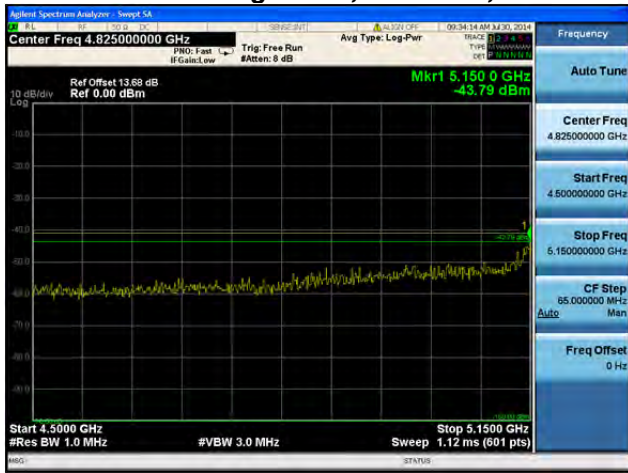
**Antenna C**



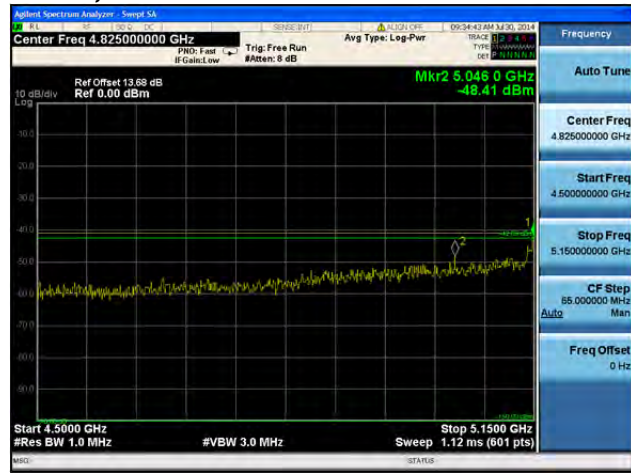
**Antenna D**



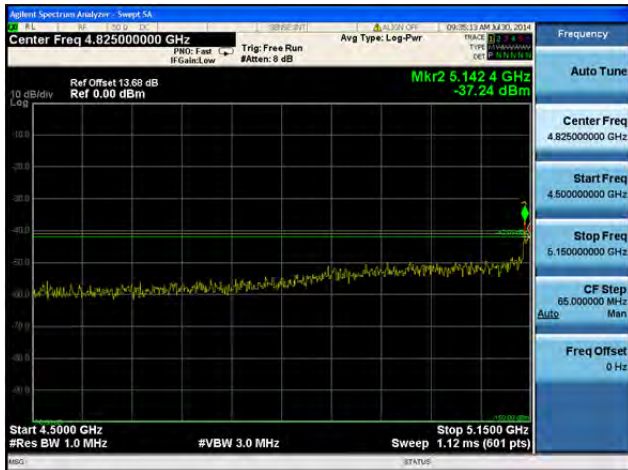
**Conducted Bandedge Peak, 5190 MHz, HT/VHT40, M16 to M23, M0.3 to M9.3**



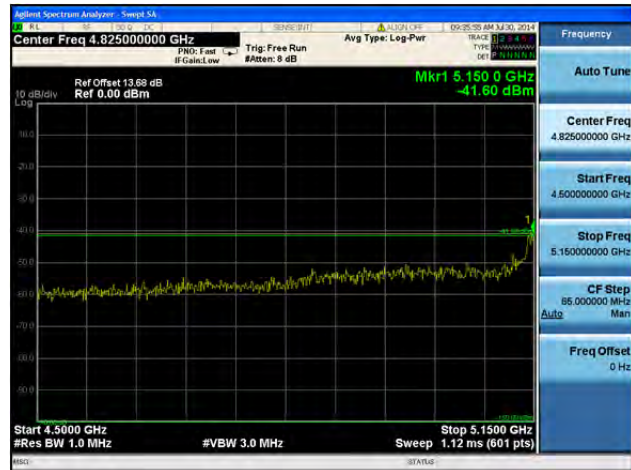
**Antenna A**



**Antenna B**



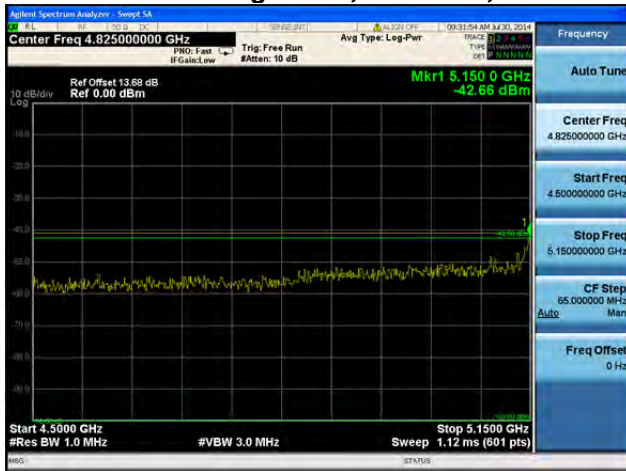
**Antenna C**



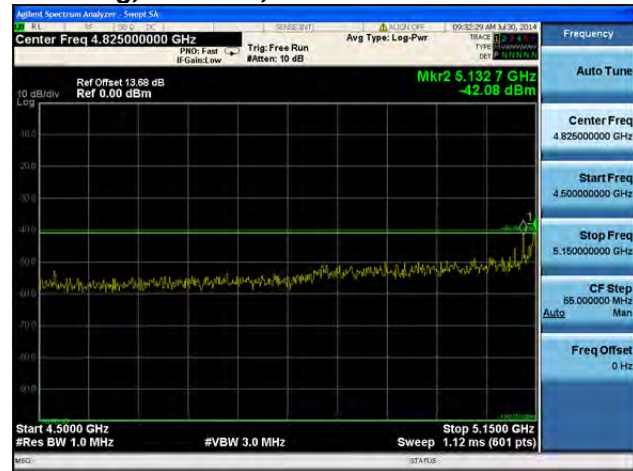
**Antenna D**



**Conducted Bandedge Peak, 5190 MHz, HT/VHT40 Beam Forming, M0 to M7, M0.1 to M9.1**



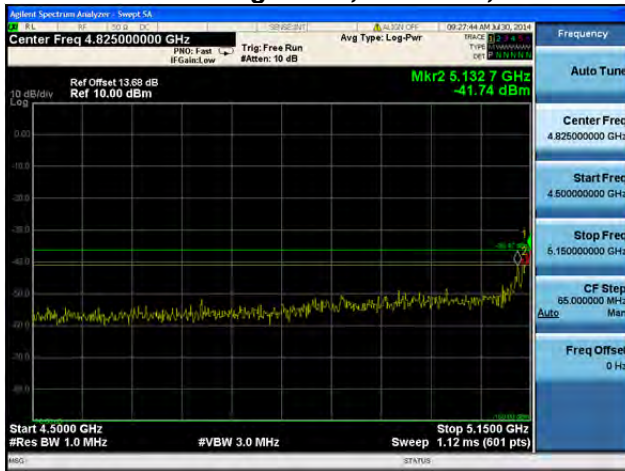
**Antenna A**



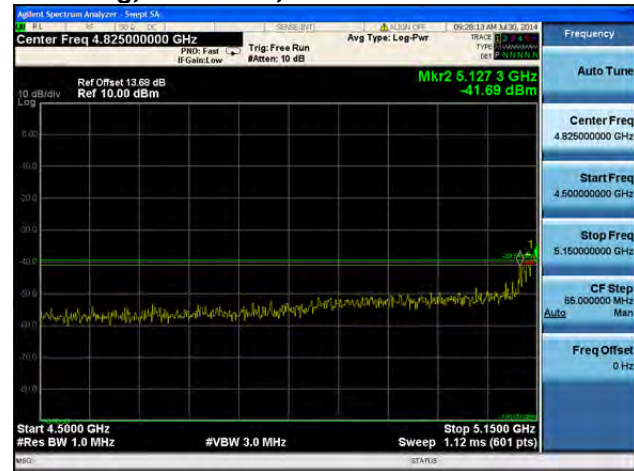
**Antenna B**



**Conducted Bandedge Peak, 5190 MHz, HT/VHT40 Beam Forming, M8 to M15, M0.2 to M9.2**



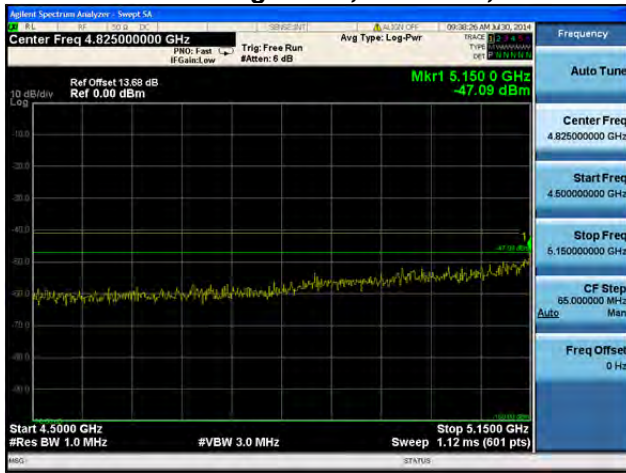
**Antenna A**



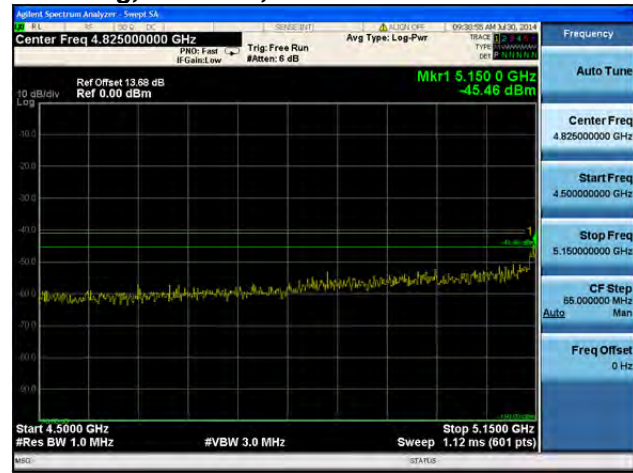
**Antenna B**



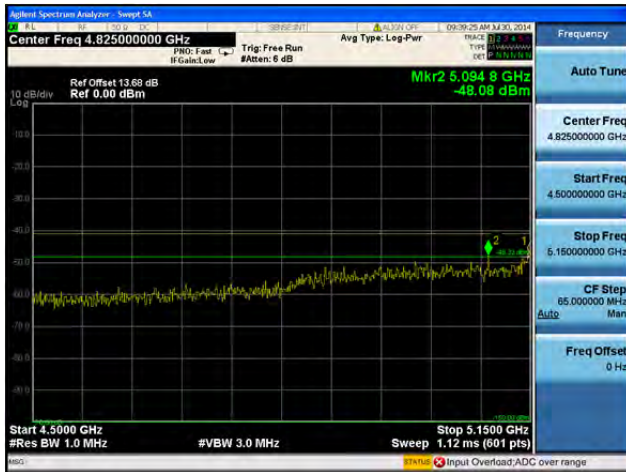
**Conducted Bandedge Peak, 5190 MHz, HT/VHT40 Beam Forming, M0 to M7, M0.1 to M9.1**



**Antenna A**



**Antenna B**

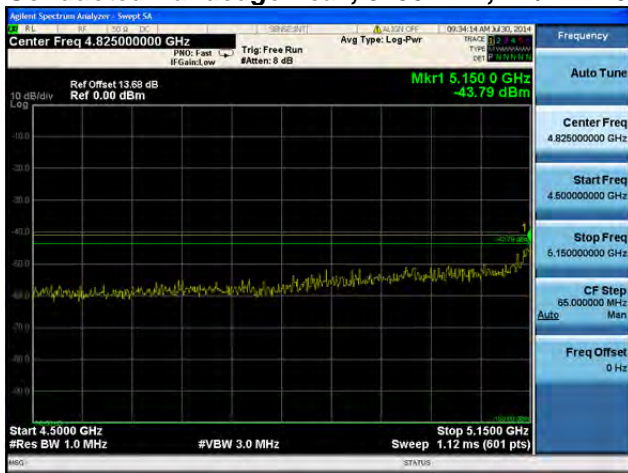


**Antenna C**

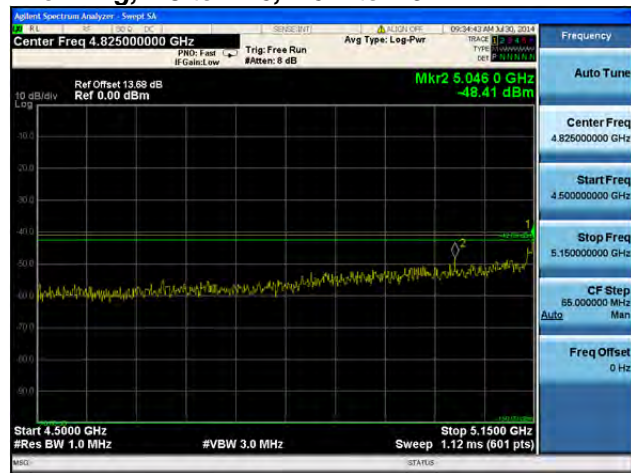




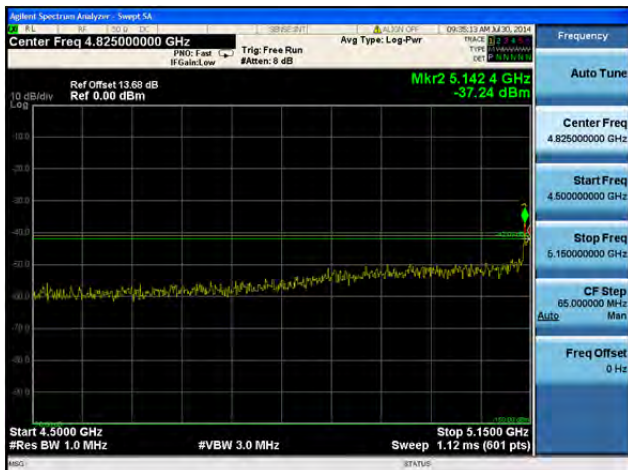
**Conducted Bandedge Peak, 5190 MHz, HT/VHT40 Beam Forming, M8 to M15, M0.2 to M9.2**



**Antenna A**



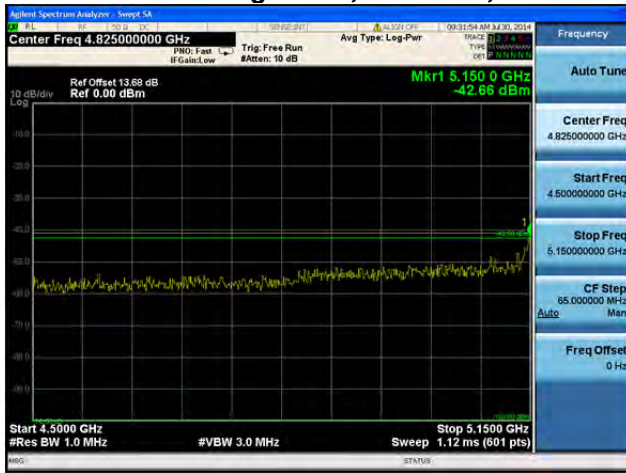
**Antenna B**



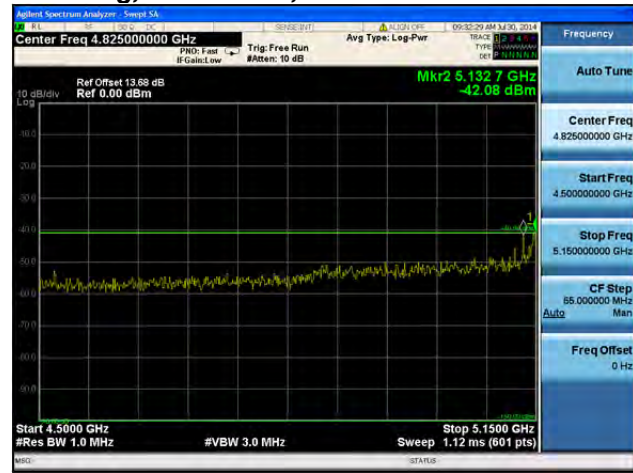
**Antenna C**



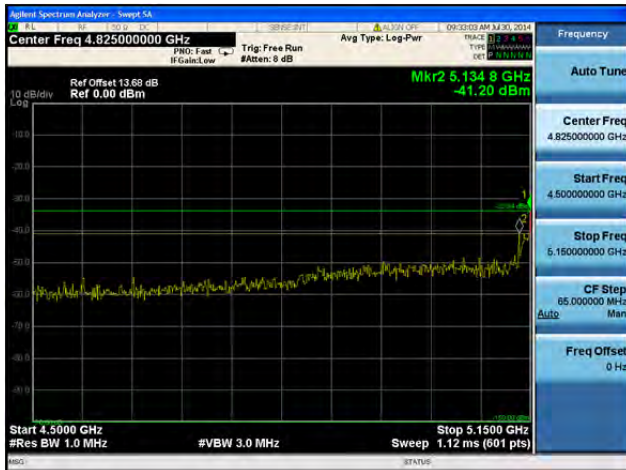
**Conducted Bandedge Peak, 5190 MHz, HT/VHT40 Beam Forming, M16 to M23, M0.3 to M9.3**



**Antenna A**



**Antenna B**



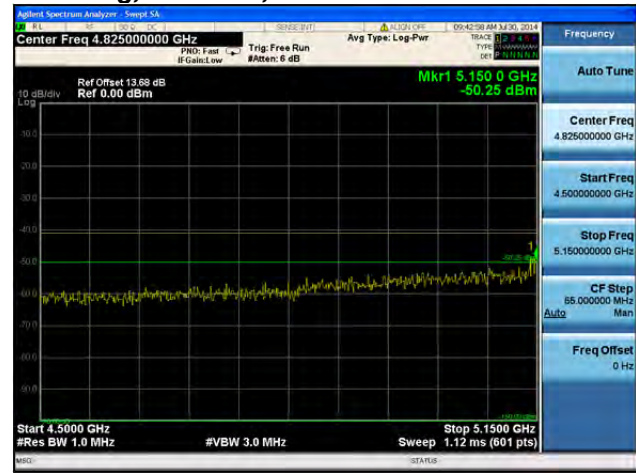
**Antenna C**



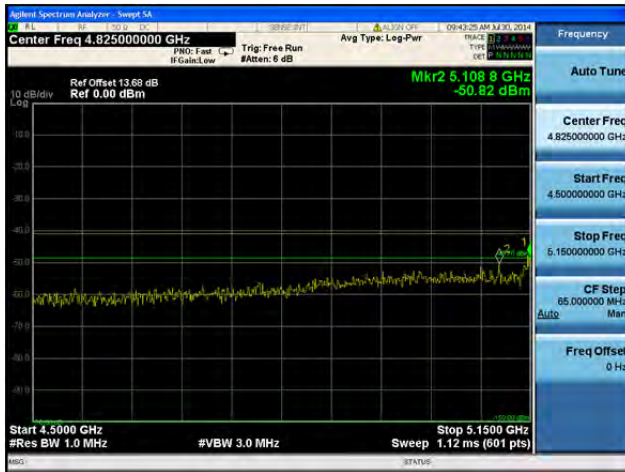
**Conducted Bandedge Peak, 5190 MHz, HT/VHT40 Beam Forming, M0 to M7, M0.1 to M9.1**



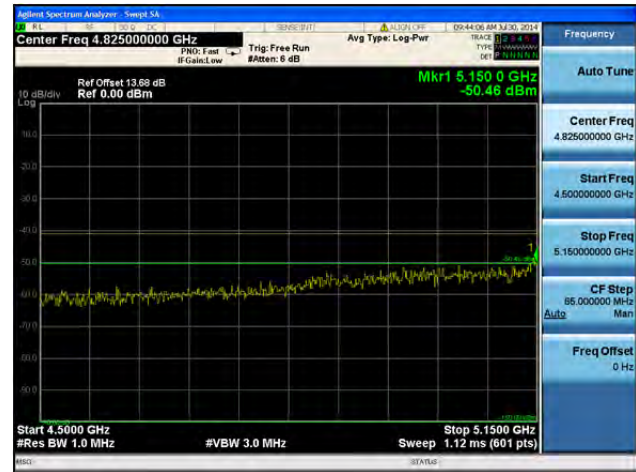
**Antenna A**



**Antenna B**



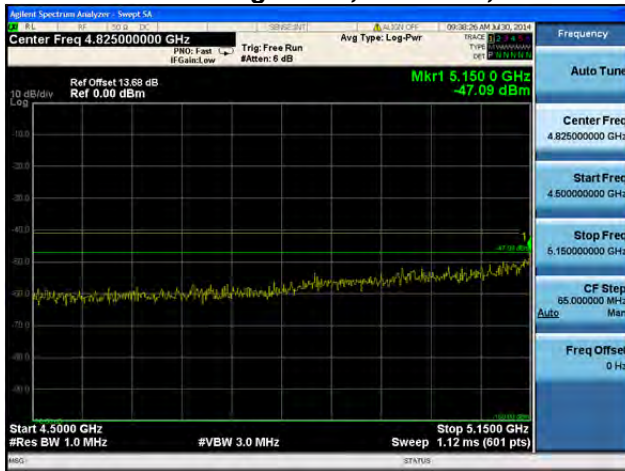
**Antenna C**



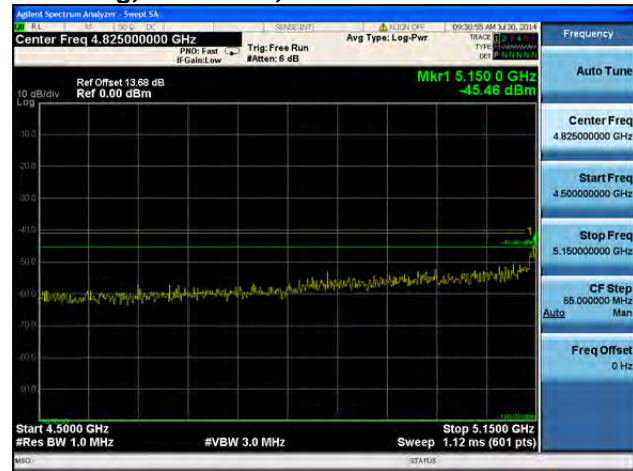
**Antenna D**



**Conducted Bandedge Peak, 5190 MHz, HT/VHT40 Beam Forming, M8 to M15, M0.2 to M9.2**



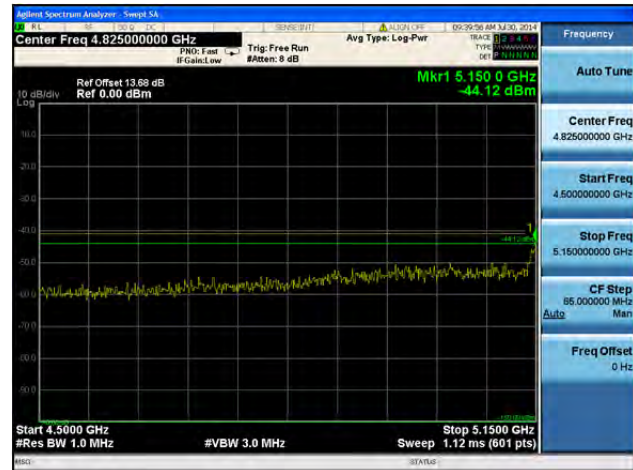
**Antenna A**



**Antenna B**



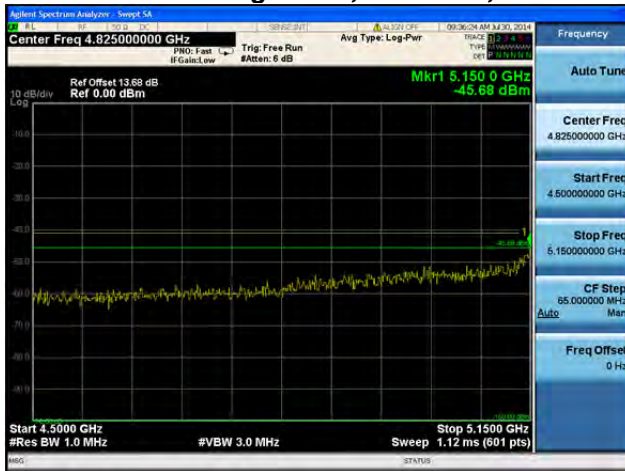
**Antenna C**



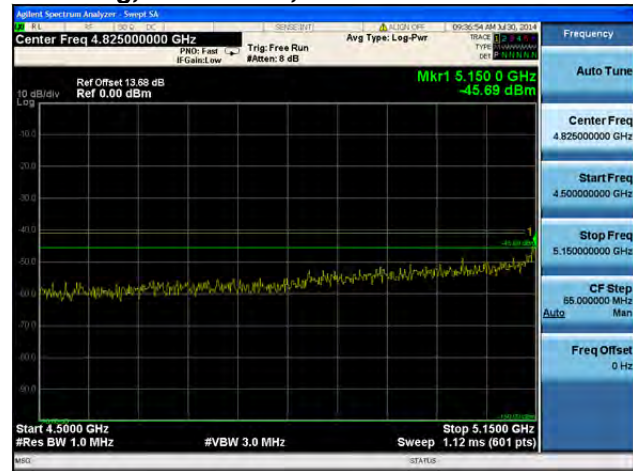
**Antenna D**



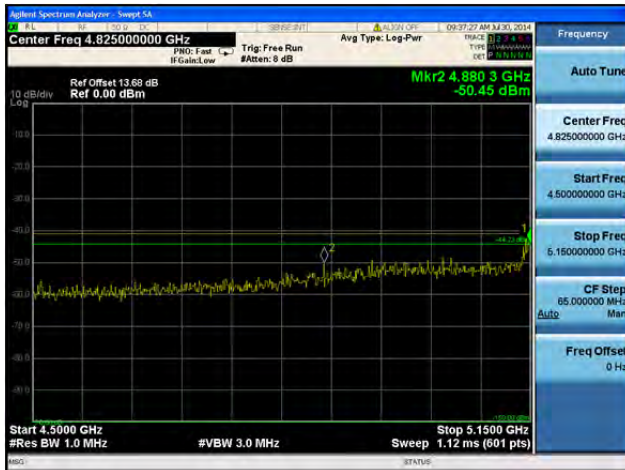
**Conducted Bandedge Peak, 5190 MHz, HT/VHT40 Beam Forming, M16 to M23, M0.3 to M9.3**



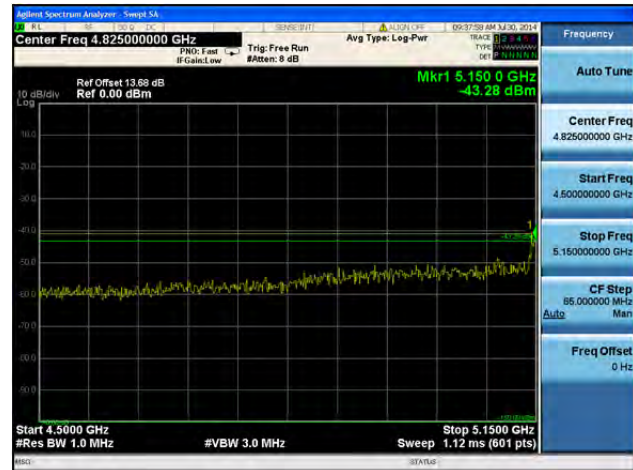
**Antenna A**



**Antenna B**



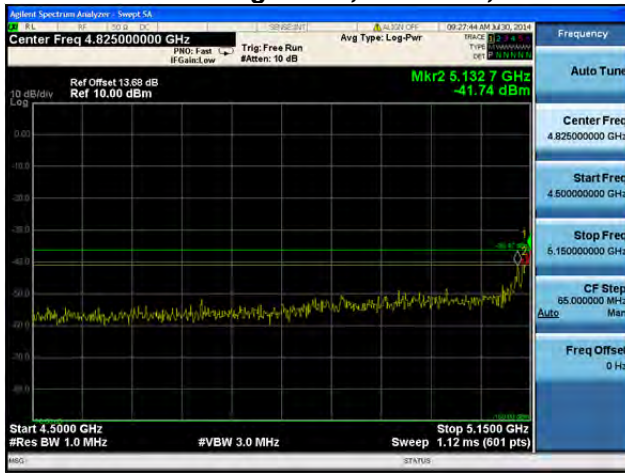
**Antenna C**



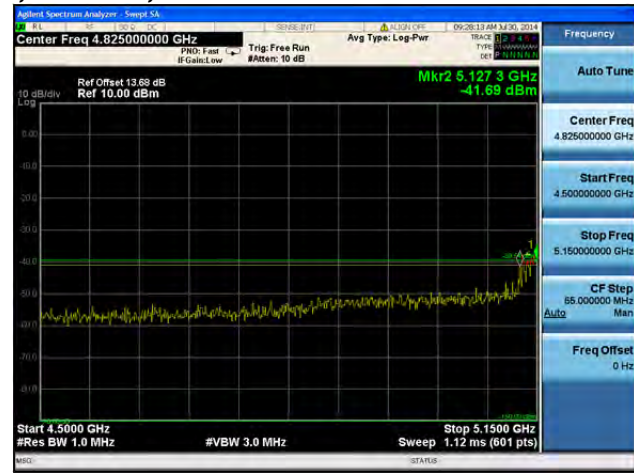
**Antenna D**



**Conducted Bandedge Peak, 5190 MHz, HT/VHT40 STBC, M0 to M7, M0.1 to M9.1**



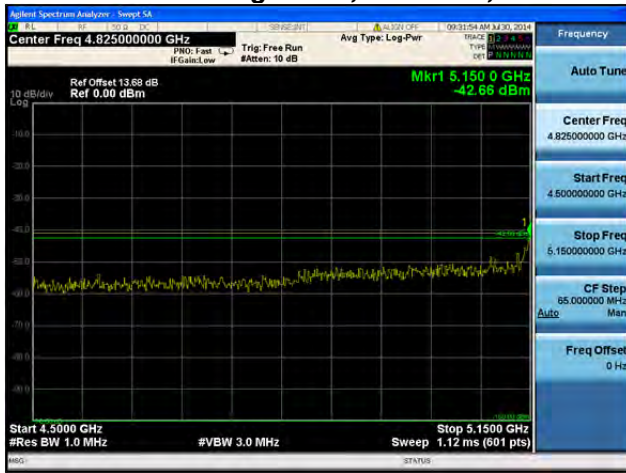
**Antenna A**



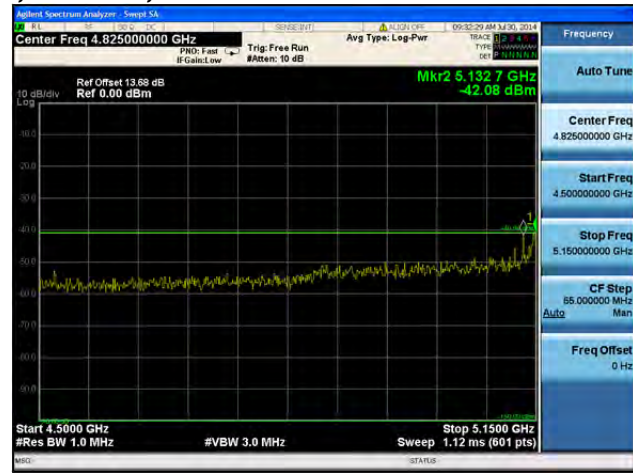
**Antenna B**



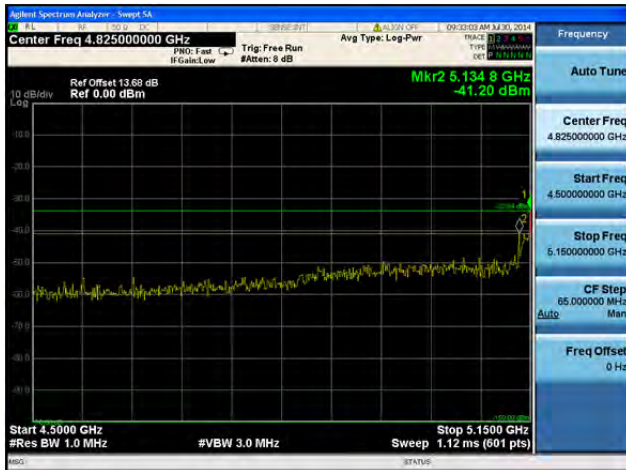
**Conducted Bandedge Peak, 5190 MHz, HT/VHT40 STBC, M0 to M7, M0.1 to M9.1**



**Antenna A**



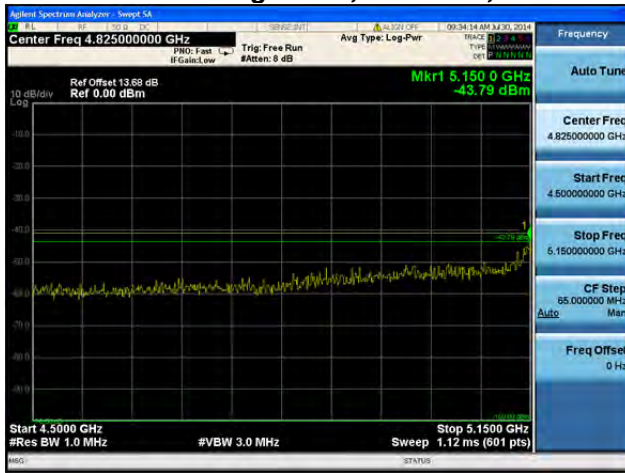
**Antenna B**



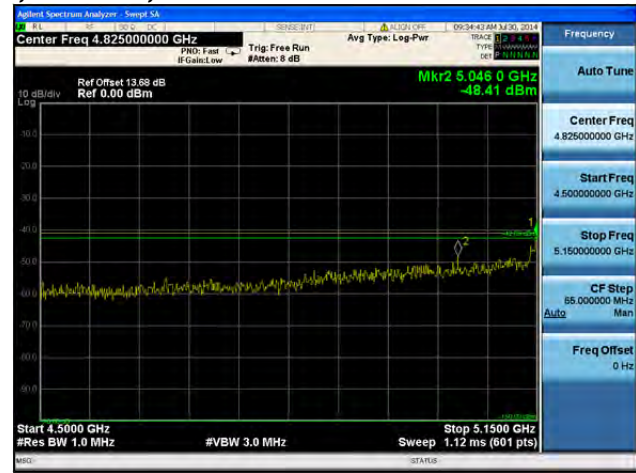
**Antenna C**



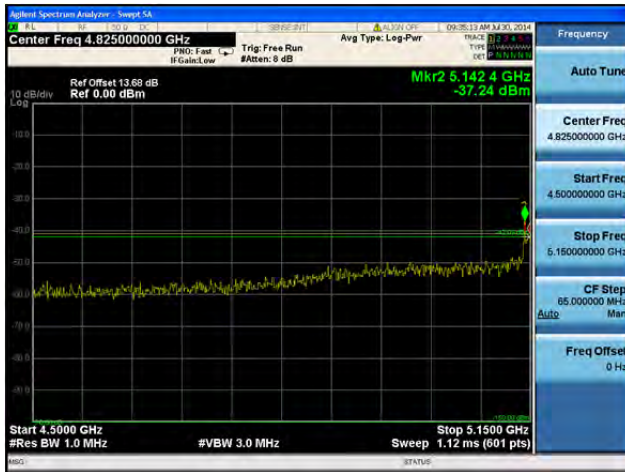
**Conducted Bandedge Peak, 5190 MHz, HT/VHT40 STBC, M0 to M7, M0.1 to M9.1**



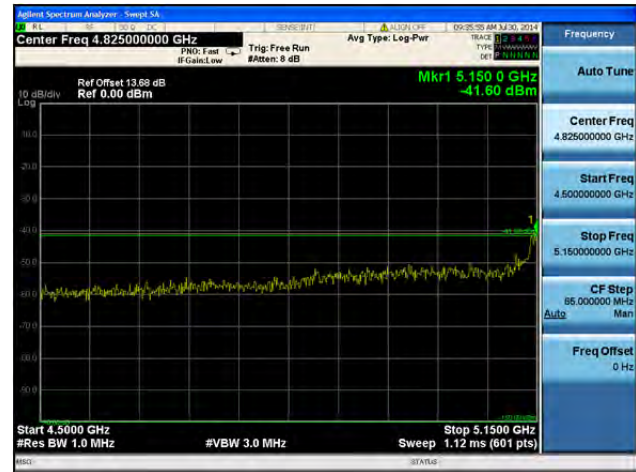
**Antenna A**



**Antenna B**



**Antenna C**

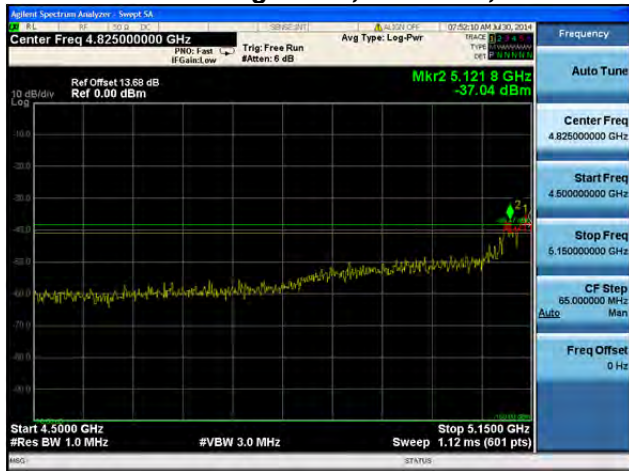


**Antenna D**





**Conducted Bandedge Peak, 5210 MHz, Non HT/VHT80, 6 to 54 Mbps**



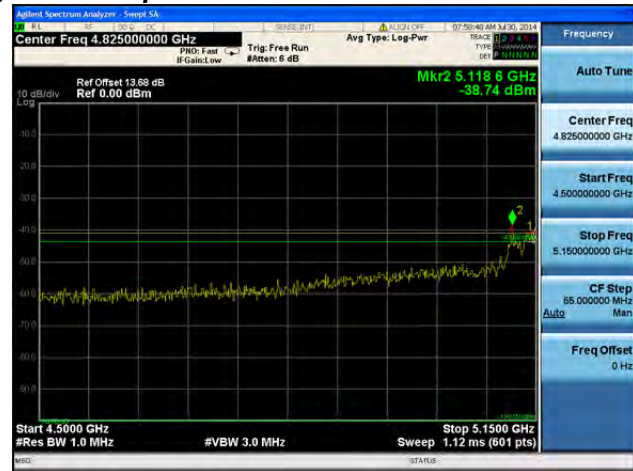
**Antenna A**



**Conducted Bandedge Peak, 5210 MHz, Non HT/VHT80, 6 to 54 Mbps**



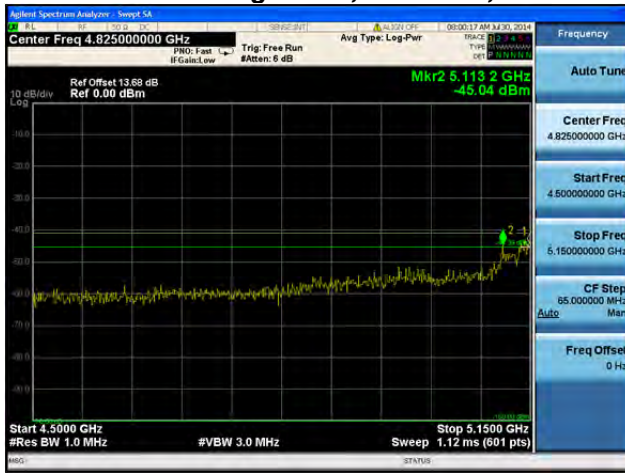
**Antenna A**



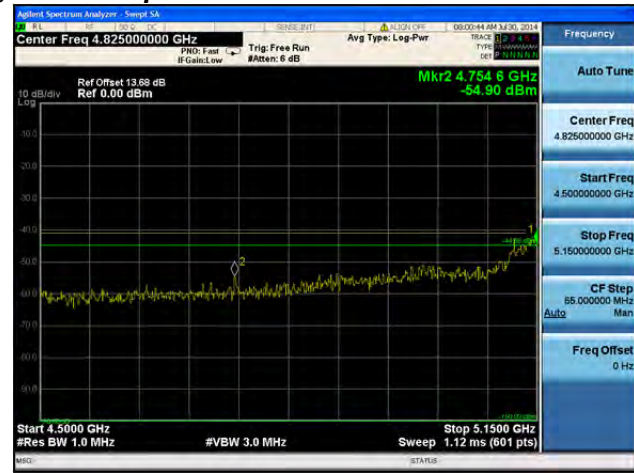
**Antenna B**



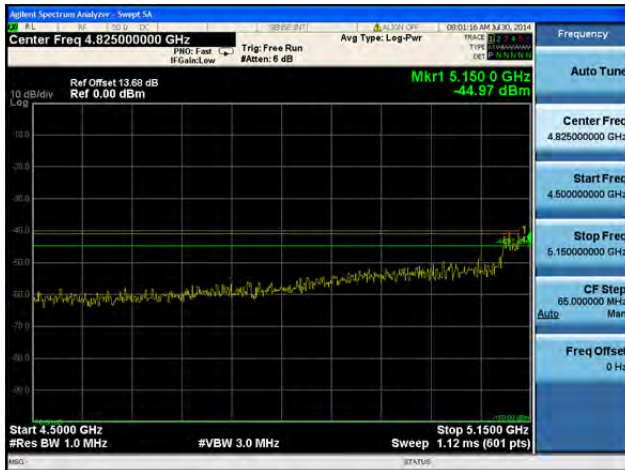
**Conducted Bandedge Peak, 5210 MHz, Non HT/VHT80, 6 to 54 Mbps**



**Antenna A**



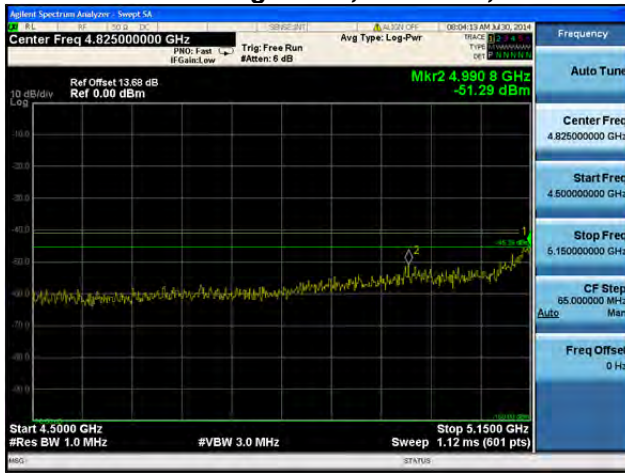
**Antenna B**



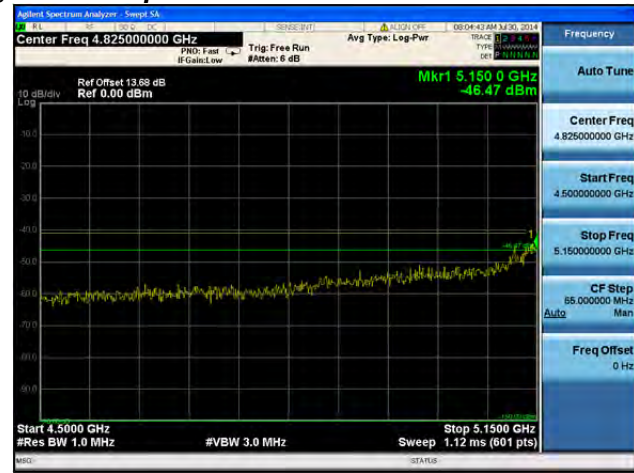
**Antenna C**



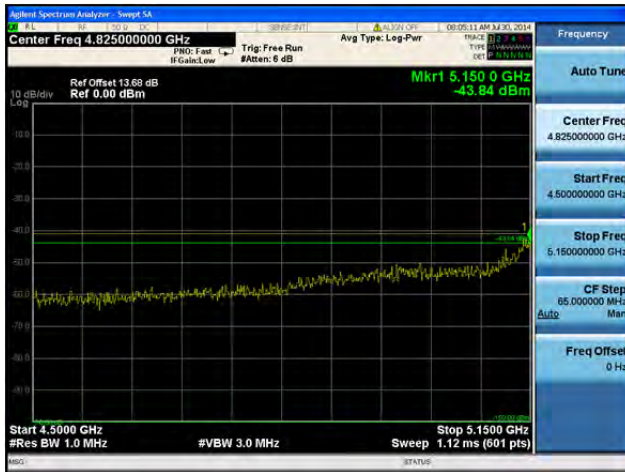
**Conducted Bandedge Peak, 5210 MHz, Non HT/VHT80, 6 to 54 Mbps**



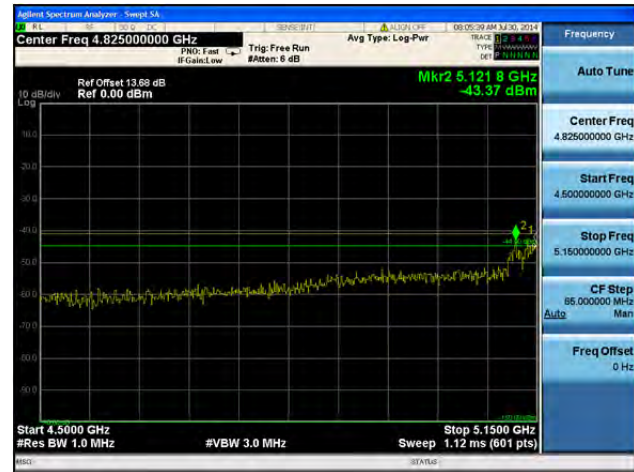
**Antenna A**



**Antenna B**



**Antenna C**



**Antenna D**



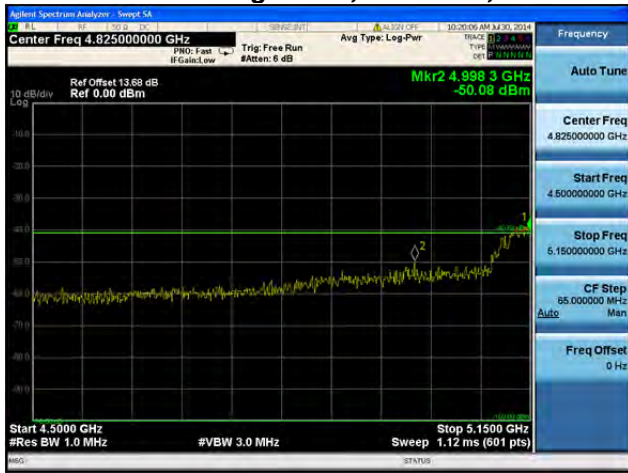
**Conducted Bandedge Peak, 5210 MHz, HT/VHT80, M0 to M7, M0.1 to M9.1**



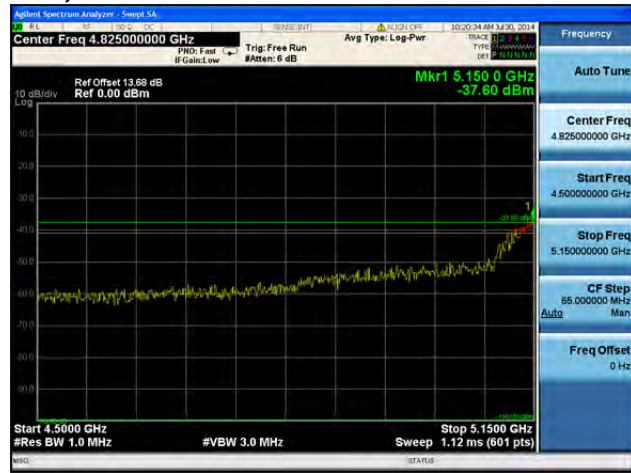
**Antenna A**



**Conducted Bandedge Peak, 5210 MHz, HT/VHT80, M0 to M7, M0.1 to M9.1**



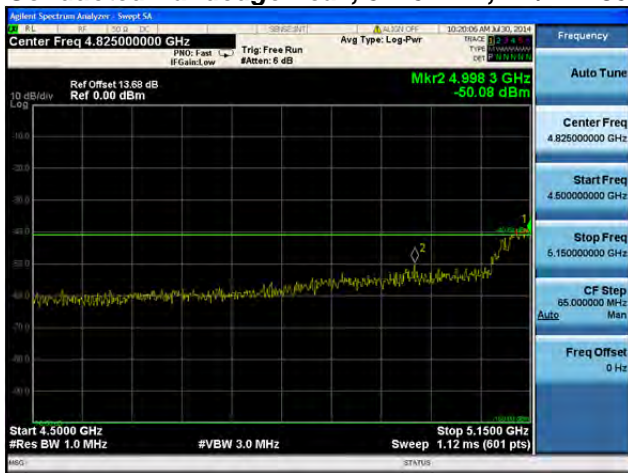
**Antenna A**



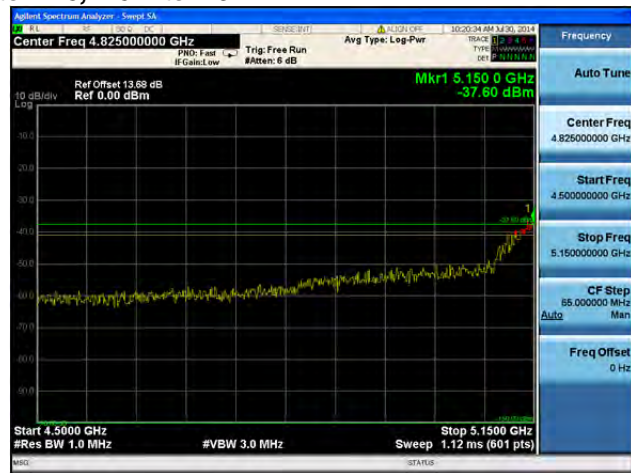
**Antenna B**



**Conducted Bandedge Peak, 5210 MHz, HT/VHT80, M8 to M15, M0.2 to M9.2**



**Antenna A**



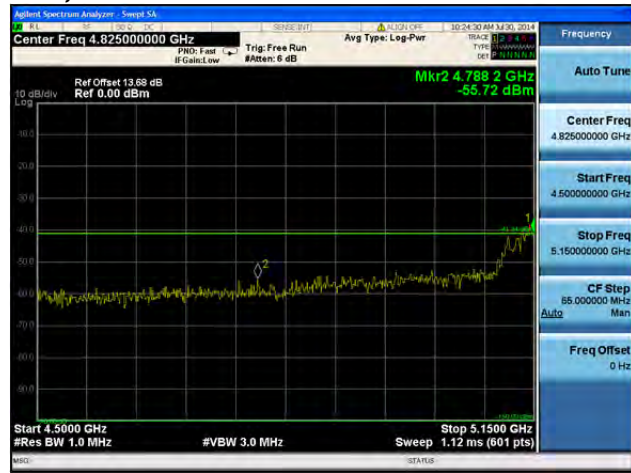
**Antenna B**



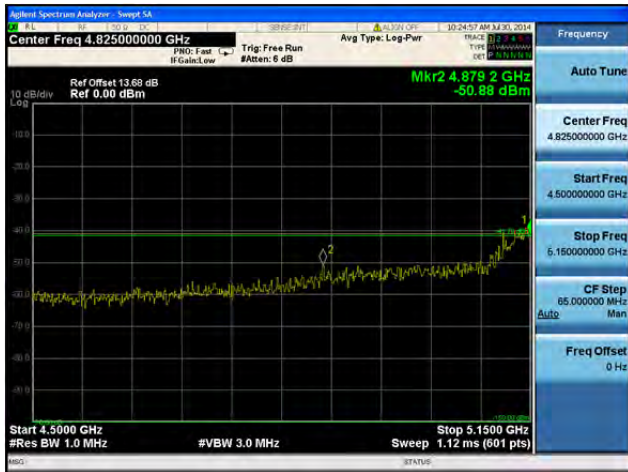
**Conducted Bandedge Peak, 5210 MHz, HT/VHT80, M0 to M7, M0.1 to M9.1**



**Antenna A**



**Antenna B**



**Antenna C**

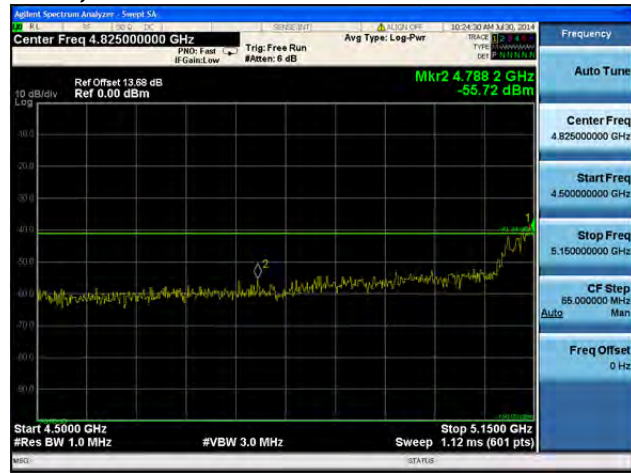




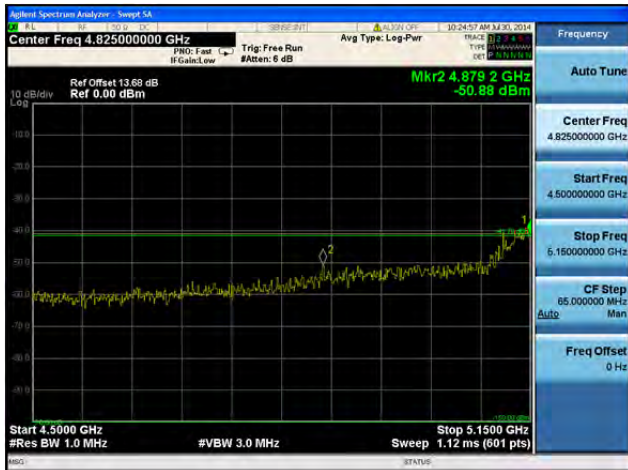
**Conducted Bandedge Peak, 5210 MHz, HT/VHT80, M8 to M15, M0.2 to M9.2**



**Antenna A**



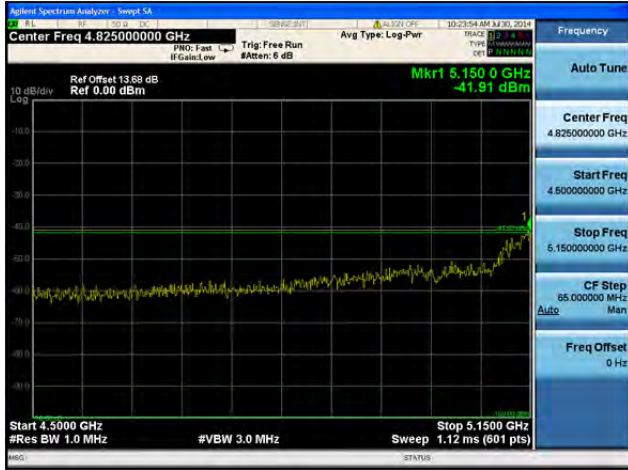
**Antenna B**



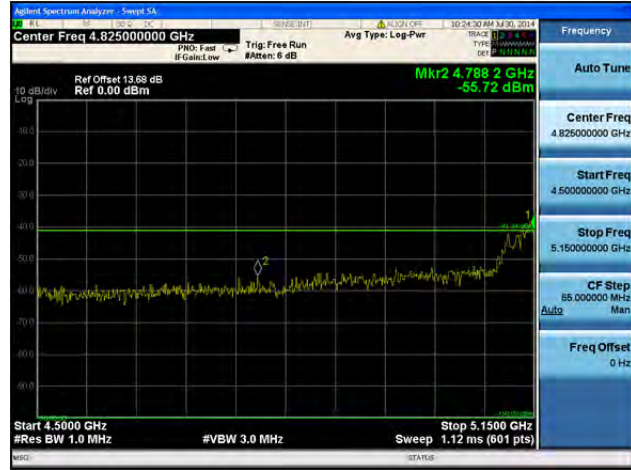
**Antenna C**



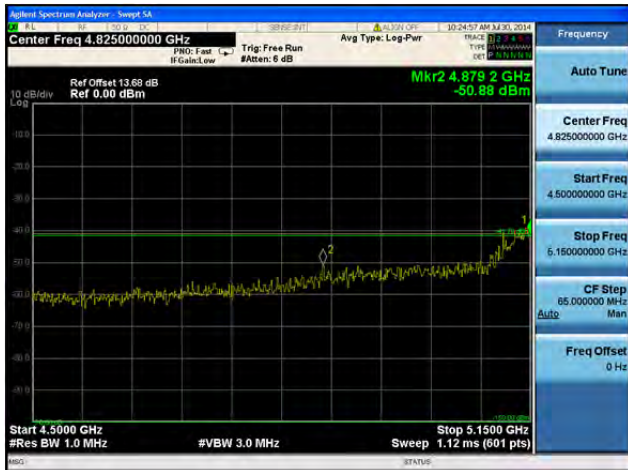
**Conducted Bandedge Peak, 5210 MHz, HT/VHT80, M16 to M23, M0.3 to M9.3**



**Antenna A**



**Antenna B**



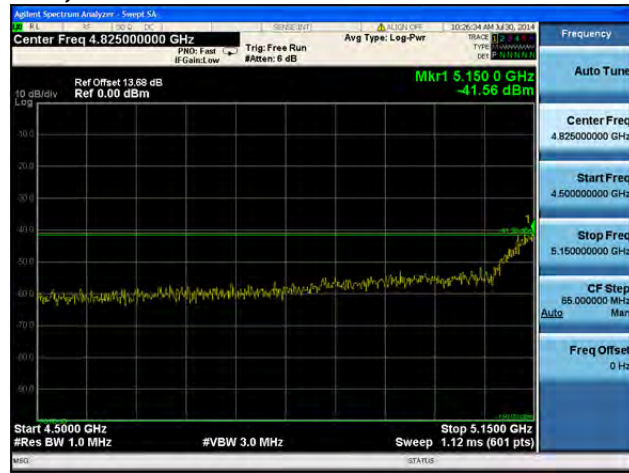
**Antenna C**



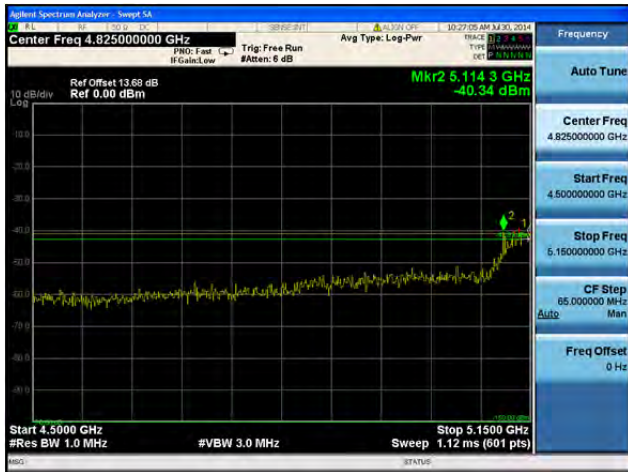
**Conducted Bandedge Peak, 5210 MHz, HT/VHT80, M0 to M7, M0.1 to M9.1**



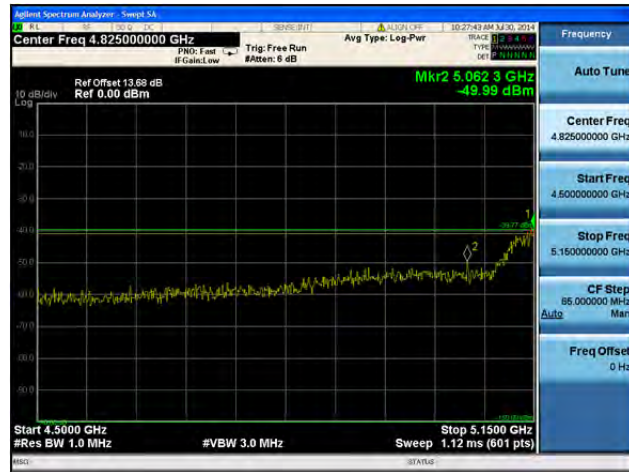
**Antenna A**



**Antenna B**



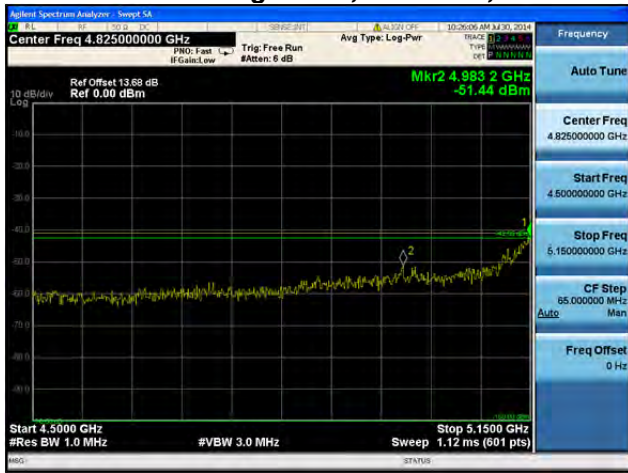
**Antenna C**



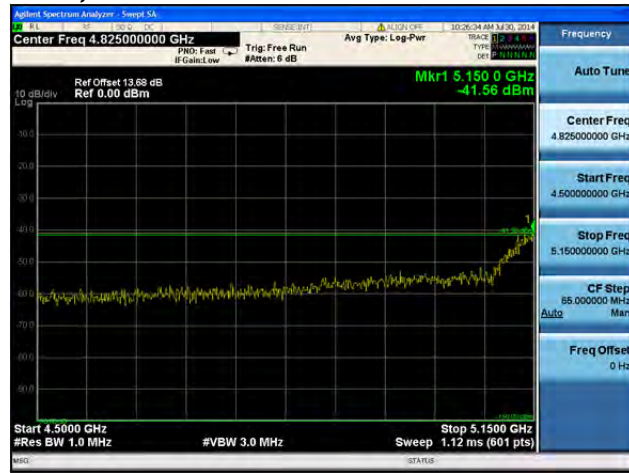
**Antenna D**



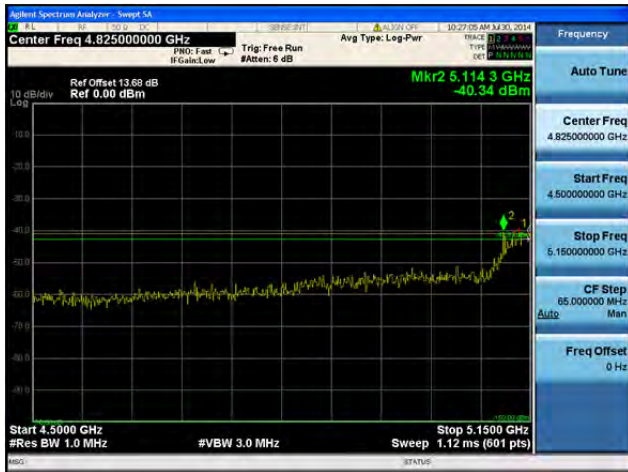
**Conducted Bandedge Peak, 5210 MHz, HT/VHT80, M8 to M15, M0.2 to M9.2**



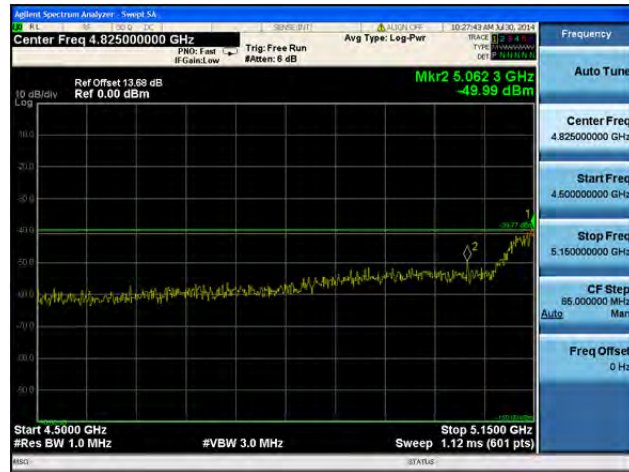
**Antenna A**



**Antenna B**



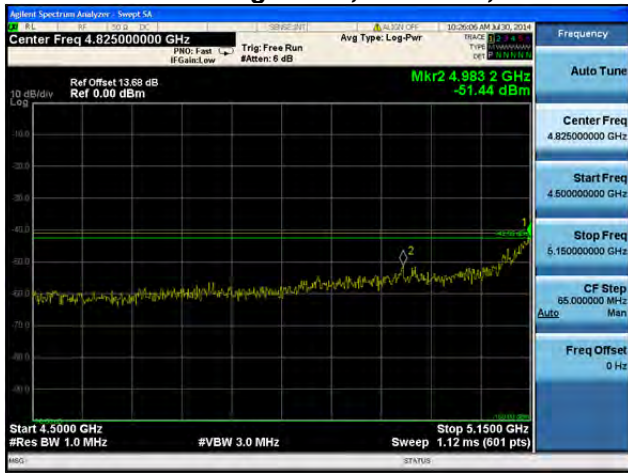
**Antenna C**



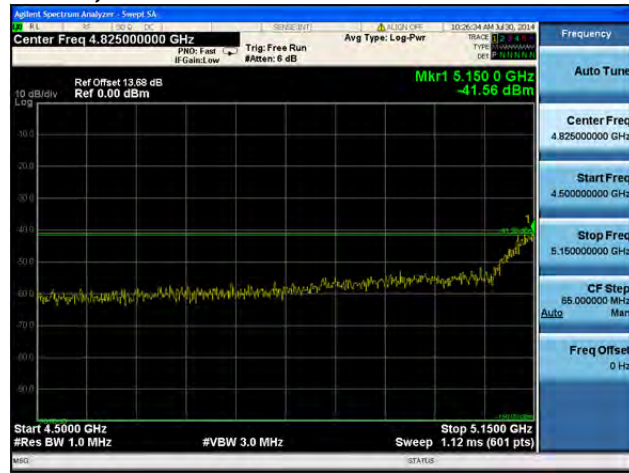
**Antenna D**



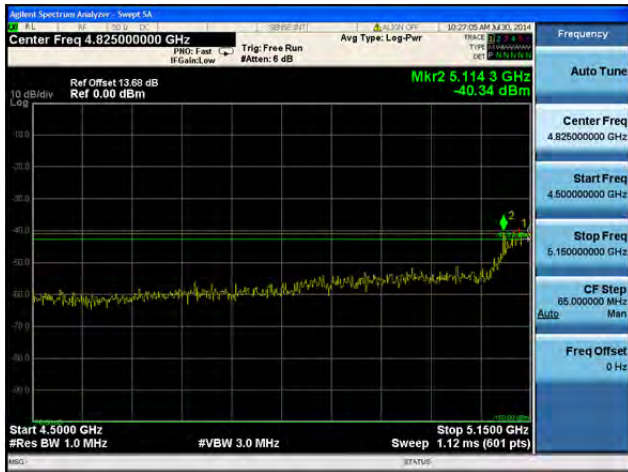
**Conducted Bandedge Peak, 5210 MHz, HT/VHT80, M16 to M23, M0.3 to M9.3**



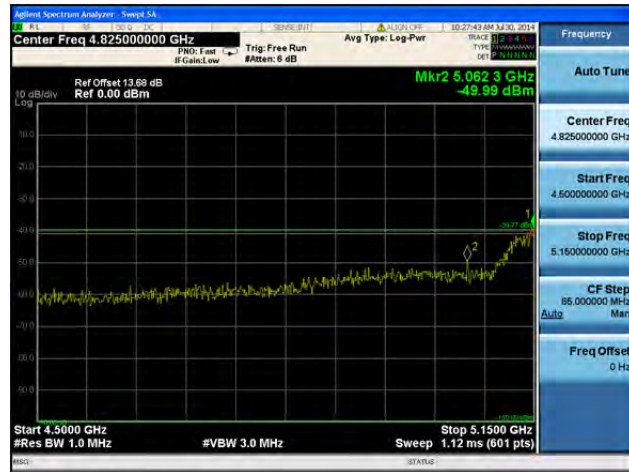
**Antenna A**



**Antenna B**



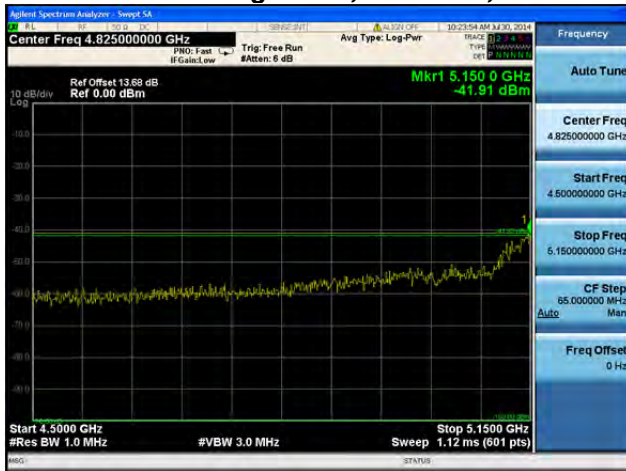
**Antenna C**



**Antenna D**



**Conducted Bandedge Peak, 5210 MHz, HT/VHT80 Beam Forming, M0 to M7, M0.1 to M9.1**



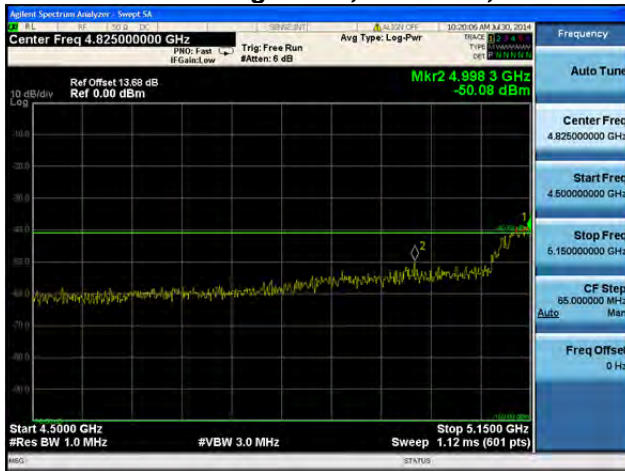
**Antenna A**



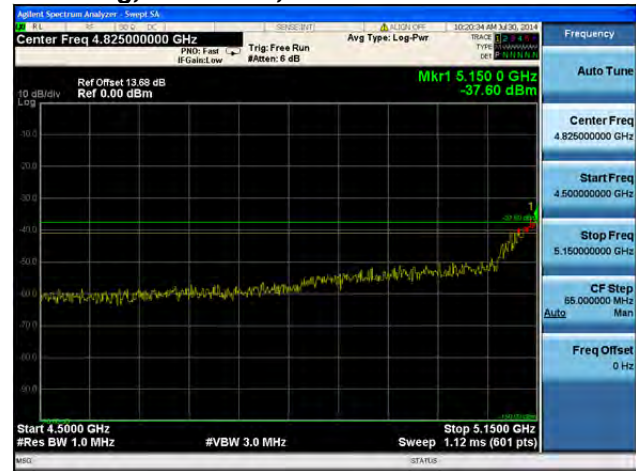
**Antenna B**



**Conducted Bandedge Peak, 5210 MHz, HT/VHT80 Beam Forming, M8 to M15, M0.2 to M9.2**



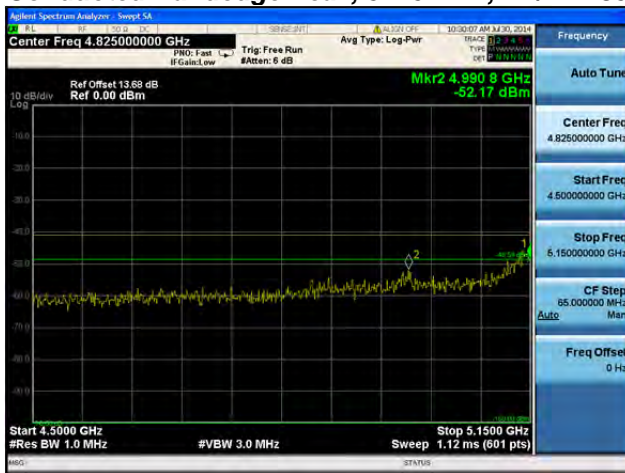
**Antenna A**



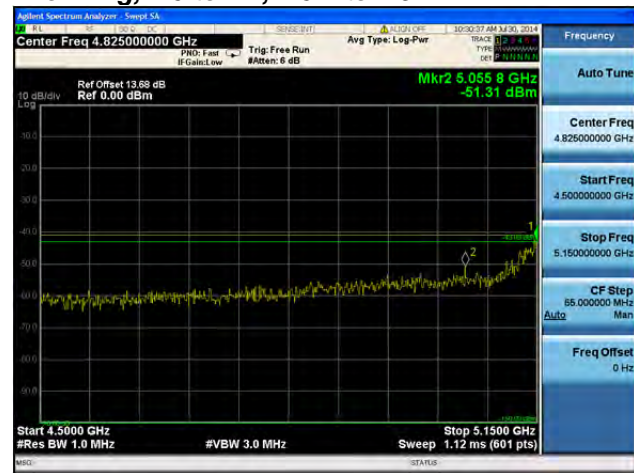
**Antenna B**



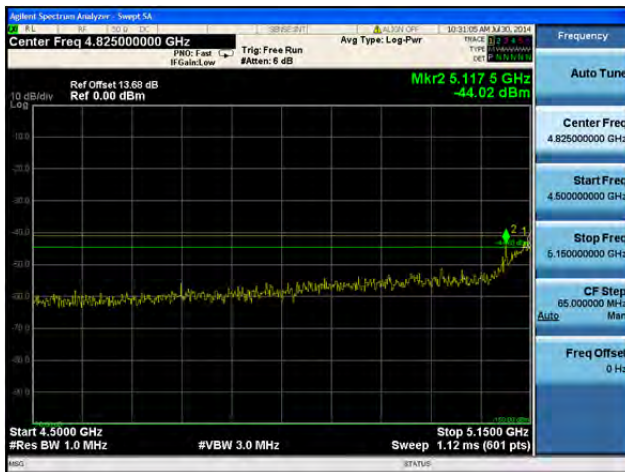
**Conducted Bandedge Peak, 5210 MHz, HT/VHT80 Beam Forming, M0 to M7, M0.1 to M9.1**



**Antenna A**



**Antenna B**



**Antenna C**

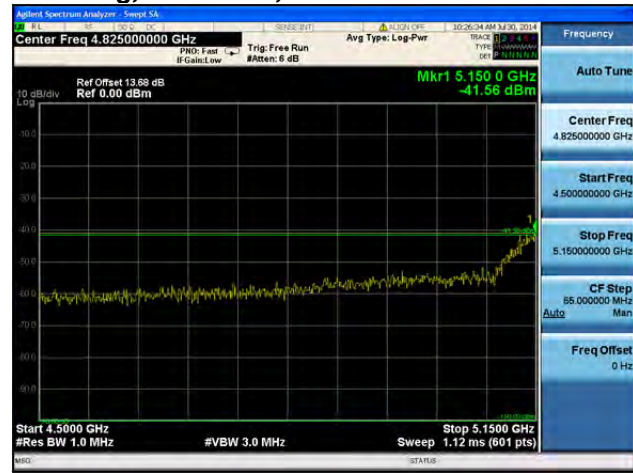




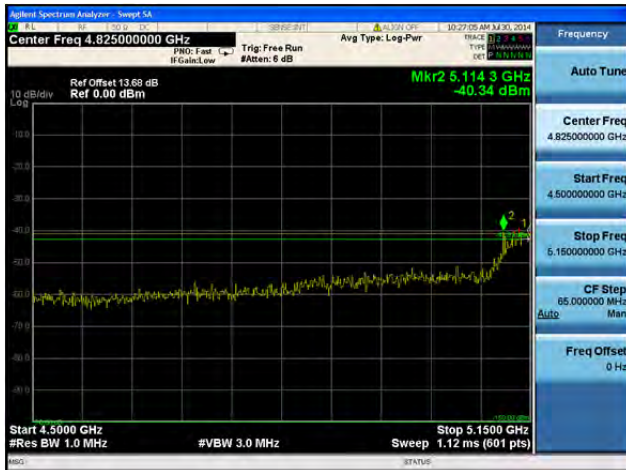
**Conducted Bandedge Peak, 5210 MHz, HT/VHT80 Beam Forming, M8 to M15, M0.2 to M9.2**



**Antenna A**



**Antenna B**



**Antenna C**



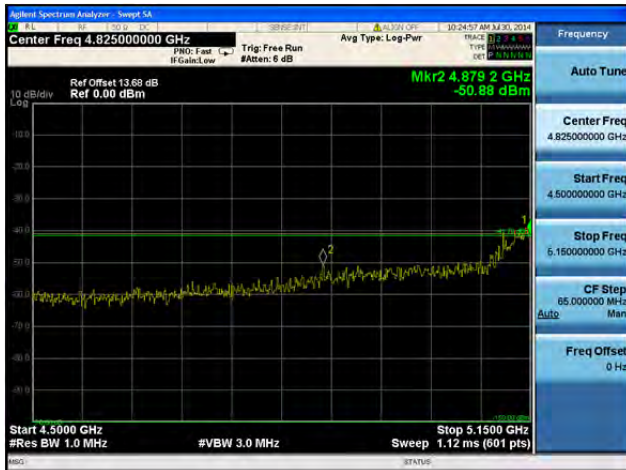
**Conducted Bandedge Peak, 5210 MHz, HT/VHT80 Beam Forming, M16 to M23, M0.3 to M9.3**



**Antenna A**



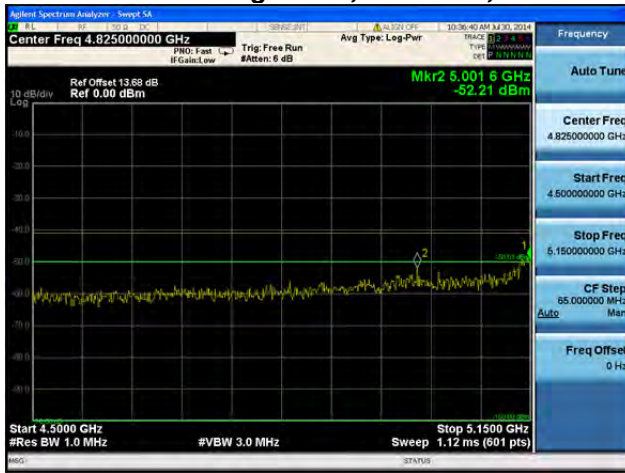
**Antenna B**



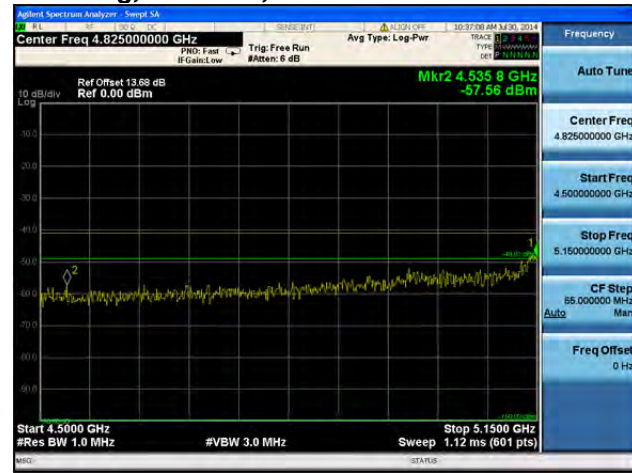
**Antenna C**



**Conducted Bandedge Peak, 5210 MHz, HT/VHT80 Beam Forming, M0 to M7, M0.1 to M9.1**



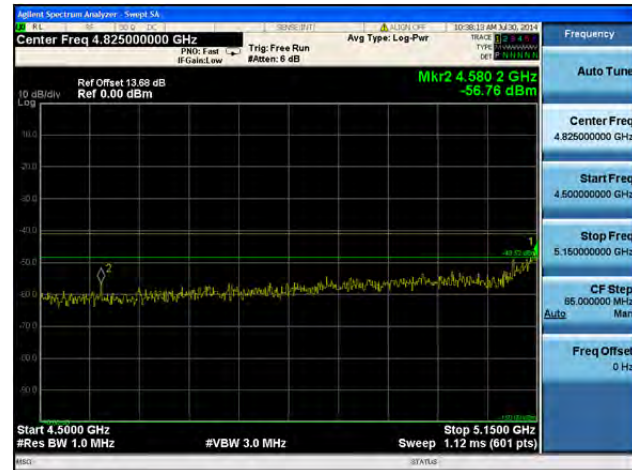
**Antenna A**



**Antenna B**



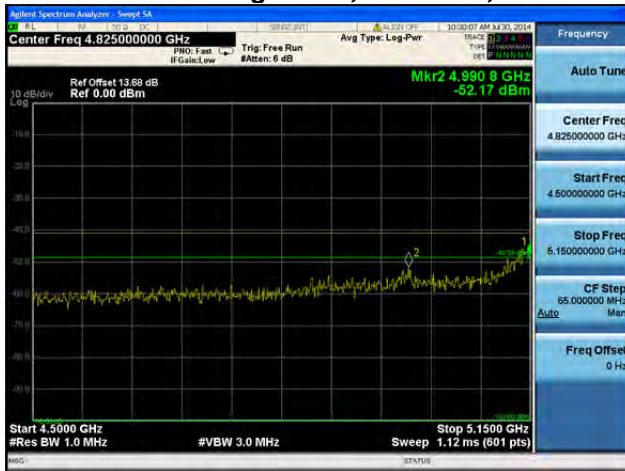
**Antenna C**



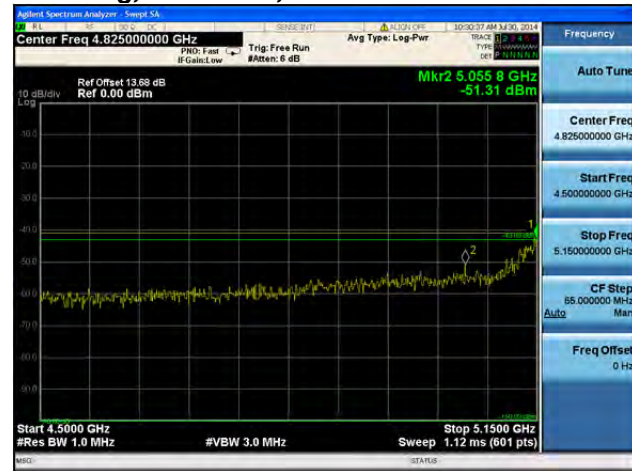
**Antenna D**



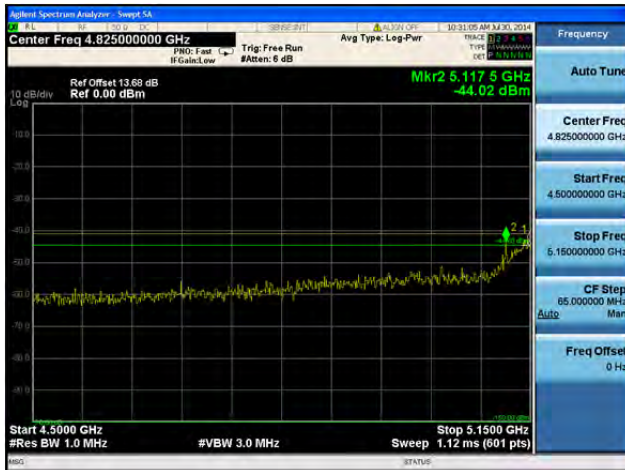
**Conducted Bandedge Peak, 5210 MHz, HT/VHT80 Beam Forming, M8 to M15, M0.2 to M9.2**



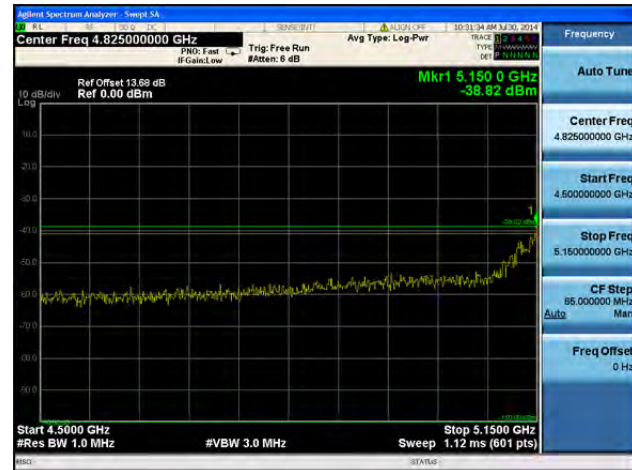
**Antenna A**



**Antenna B**



**Antenna C**



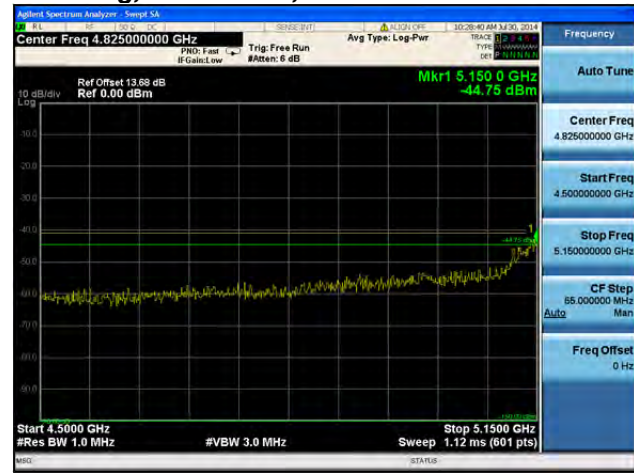
**Antenna D**



**Conducted Bandedge Peak, 5210 MHz, HT/VHT80 Beam Forming, M16 to M23, M0.3 to M9.3**



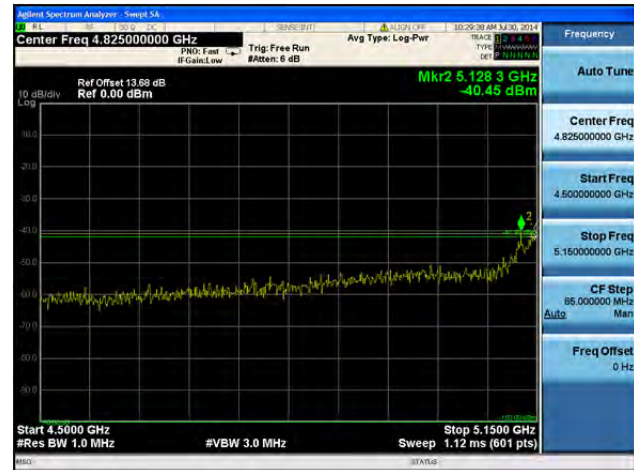
**Antenna A**



**Antenna B**



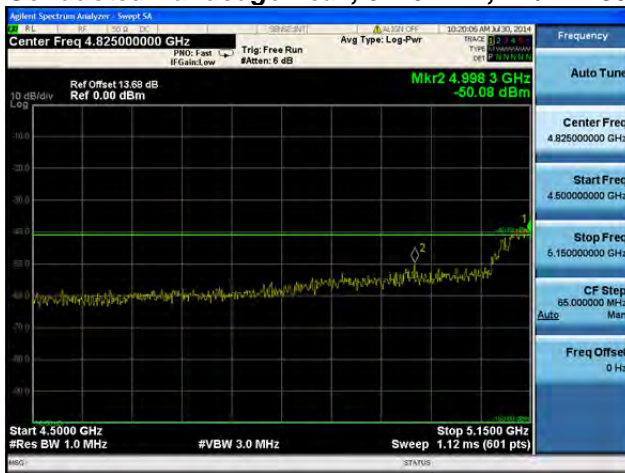
**Antenna C**



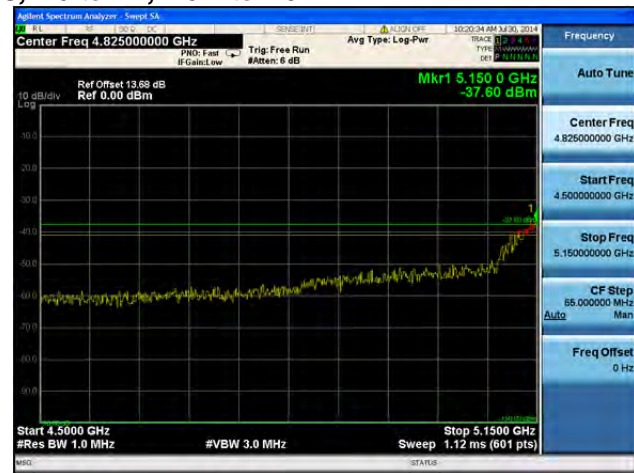
**Antenna D**



**Conducted Bandedge Peak, 5210 MHz, HT/VHT80 STBC, M0 to M7, M0.1 to M9.1**



**Antenna A**



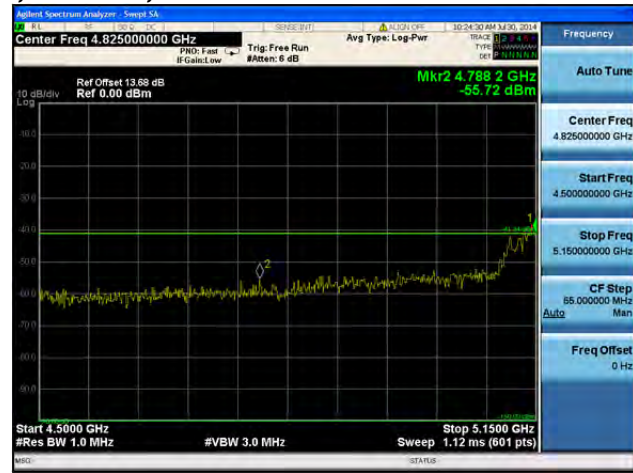
**Antenna B**



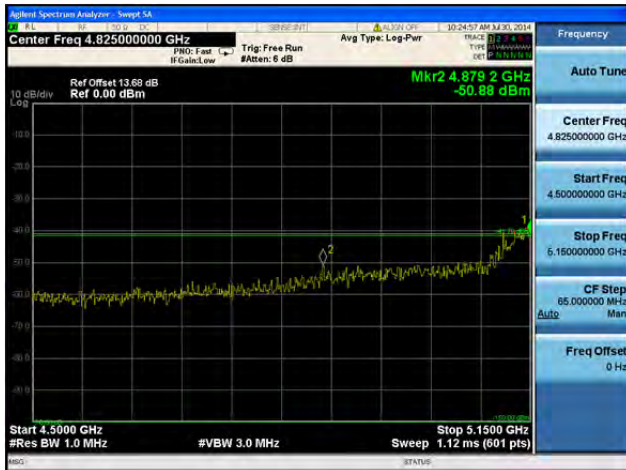
**Conducted Bandedge Peak, 5210 MHz, HT/VHT80 STBC, M0 to M7, M0.1 to M9.1**



**Antenna A**



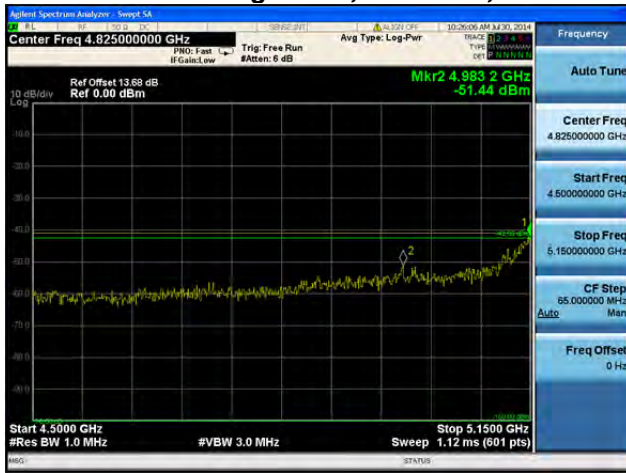
**Antenna B**



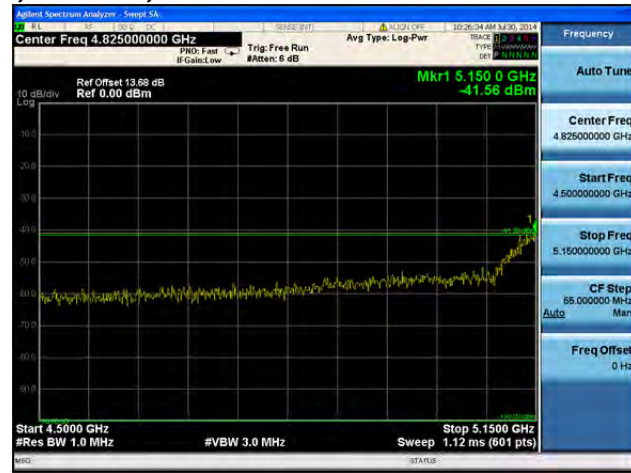
**Antenna C**



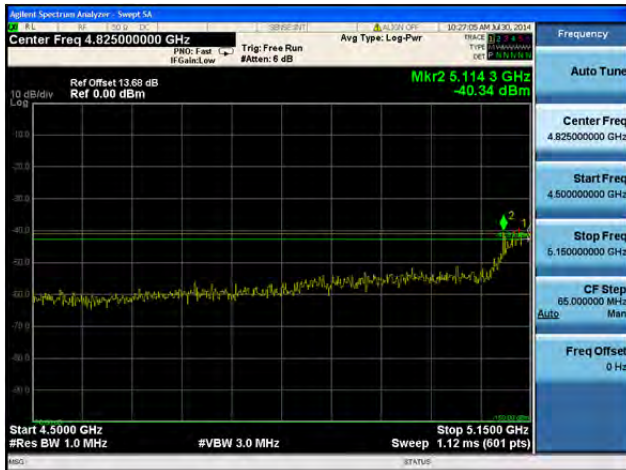
**Conducted Bandedge Peak, 5210 MHz, HT/VHT80 STBC, M0 to M7, M0.1 to M9.1**



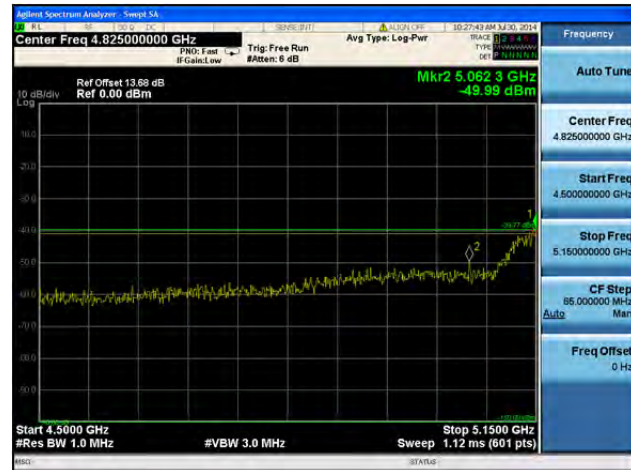
**Antenna A**



**Antenna B**



**Antenna C**



**Antenna D**





Antenna Gain 5 dBi

Frequency (MHz)	Mode	Tx Paths	Correlated Antenna Gain (dBi)	Tx 1 Bandedge Level (dBm)	Tx 2 Bandedge Level (dBm)	Tx 3 Bandedge Level (dBm)	Tx 4 Bandedge Level (dBm)	Total Tx Bandedge Level (dBm)	Limit (dBm)	Margin (dB)
5180	Non HT/VHT20, 6 to 54 Mbps	1	5	-32.2				-27.2	-27	0.2
	Non HT/VHT20, 6 to 54 Mbps	2	5	-40.9	-41.6			-33.2	-27	6.2
	Non HT/VHT20, 6 to 54 Mbps	3	5	-46.0	-42.8	-41.2		-33.1	-27	6.1
	Non HT/VHT20, 6 to 54 Mbps	4	5	-51.0	-48.5	-46.4	-46.7	-36.8	-27	9.8
	Non HT/VHT20 Beam Forming, 6 to 54 Mbps	2	8	-40.5	-38.6			-28.4	-27	1.4
	Non HT/VHT20 Beam Forming, 6 to 54 Mbps	3	10	-49.1	-45.2	-43.6		-30.8	-27	3.8
	Non HT/VHT20 Beam Forming, 6 to 54 Mbps	4	11	-49.9	-49.9	-51.2	-48.1	-32.6	-27	5.6
	HT/VHT20, M0 to M7, M0.1 to M9.1	1	5	-34.9				-29.9	-27	2.9
	HT/VHT20, M0 to M7, M0.1 to M9.1	2	5	-44.2	-43.1			-35.6	-27	8.6
	HT/VHT20, M8 to M15, M0.2 to M9.2	2	5	-44.2	-43.1			-35.6	-27	8.6
	HT/VHT20, M0 to M7, M0.1 to M9.1	3	5	-44.2	-43.1	-35.2		-29.1	-27	2.1
	HT/VHT20, M8 to M15, M0.2 to M9.2	3	5	-44.2	-43.1	-35.2		-29.1	-27	2.1
	HT/VHT20, M16 to M23, M0.3 to M9.3	3	5	-44.2	-43.1	-35.2		-29.1	-27	2.1
	HT/VHT20, M0 to M7, M0.1 to M9.1	4	5	-47.2	-45.6	-48.4	-46.2	-35.7	-27	8.7
	HT/VHT20, M8 to M15, M0.2 to M9.2	4	5	-44.2	-43.1	-35.2	-37.5	-27.5	-27	0.5
	HT/VHT20, M16 to M23, M0.3 to M9.3	4	5	-44.2	-43.1	-35.2	-37.5	-27.5	-27	0.5
	HT/VHT20 Beam Forming, M0 to M7, M0.1 to M9.1	2	8	-44.2	-43.1			-32.6	-27	5.6
	HT/VHT20 Beam Forming, M8 to M15, M0.2 to M9.2	2	5	-44.2	-43.1			-35.6	-27	8.6
	HT/VHT20 Beam Forming, M0 to M7, M0.1 to M9.1	3	10	-44.5	-44.4	-42.9		-29.3	-27	2.3
	HT/VHT20 Beam Forming, M8 to M15, M0.2 to M9.2	3	7	-44.2	-43.1	-35.2		-27.3	-27	0.3
	HT/VHT20 Beam Forming, M16 to M23, M0.3 to M9.3	3	5	-44.2	-43.1	-35.2		-29.1	-27	2.1
	HT/VHT20 Beam Forming, M0 to M7, M0.1 to M9.1	4	11	-49.8	-48.4	-49.8	-46.5	-31.4	-27	4.4
	HT/VHT20 Beam Forming, M8 to M15, M0.2 to M9.2	4	8	-44.5	-44.4	-42.9	-41.2	-29.0	-27	2.0
	HT/VHT20 Beam Forming, M16 to M23, M0.3 to M9.3	4	6	-44.5	-44.4	-42.9	-41.2	-30.8	-27	3.8
HT/VHT20 STBC, M0 to M7, M0.1 to M9.1	2	5	-44.2	-43.1			-35.6	-27	8.6	
HT/VHT20 STBC, M0 to M7, M0.1 to M9.1	3	5	-44.2	-43.1	-35.2		-29.1	-27	2.1	
HT/VHT20 STBC, M0 to M7, M0.1 to M9.1	4	5	-44.2	-43.1	-35.2	-37.5	-27.5	-27	0.5	
5190	Non HT/VHT40, 6 to 54 Mbps	1	5	-35.0				-30.0	-27	3.0
	Non HT/VHT40, 6 to 54 Mbps	2	5	-41.5	-44.5			-34.7	-27	7.7
	Non HT/VHT40, 6 to 54 Mbps	3	5	-41.5	-44.5	-34.8		-28.6	-27	1.6
	Non HT/VHT40, 6 to 54 Mbps	4	5	-46.6	-36.2	-43.3	-40.5	-29.0	-27	2.0
	HT/VHT40, M0 to M7, M0.1 to M9.1	1	5	-36.5				-31.5	-27	4.5
	HT/VHT40, M0 to M7, M0.1 to M9.1	2	5	-39.7	-39.3			-31.5	-27	4.5



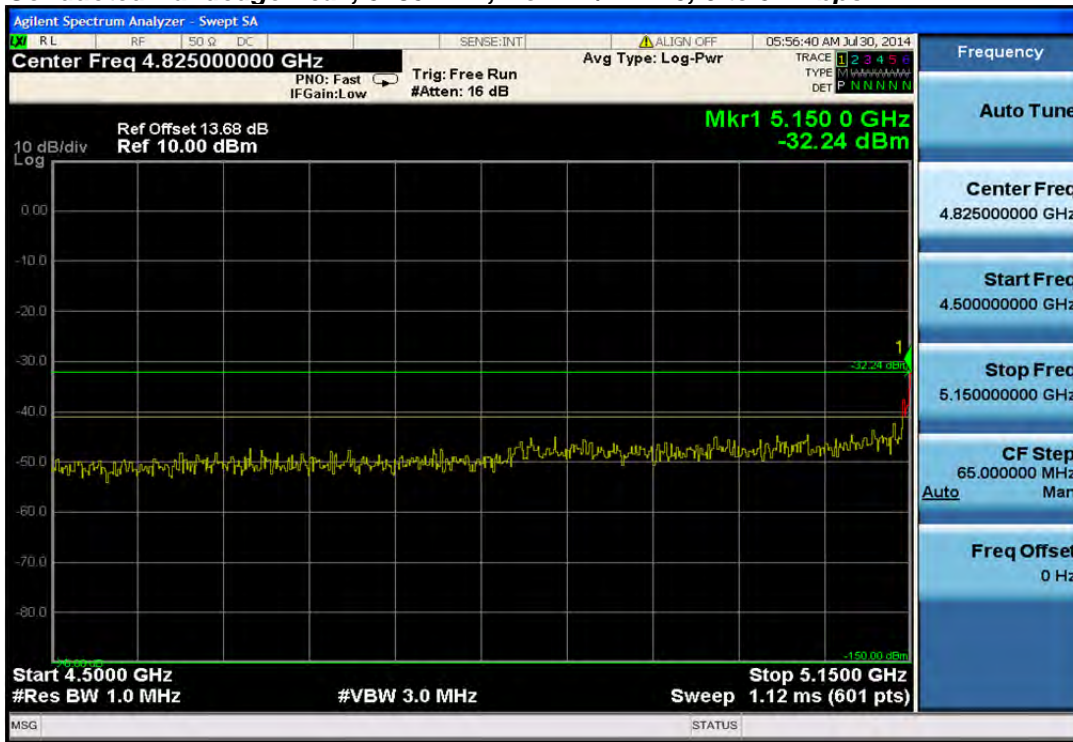
	HT/VHT40, M8 to M15, M0.2 to M9.2	2	5	-39.7	-39.3			-31.5	-27	4.5
	HT/VHT40, M0 to M7, M0.1 to M9.1	3	5	-43.8	-42.7	-37.2		-30.4	-27	3.4
	HT/VHT40, M8 to M15, M0.2 to M9.2	3	5	-43.8	-42.7	-37.2		-30.4	-27	3.4
	HT/VHT40, M16 to M23, M0.3 to M9.3	3	5	-43.8	-42.7	-37.2		-30.4	-27	3.4
	HT/VHT40, M0 to M7, M0.1 to M9.1	4	5	-45.7	-45.7	-44.2	-43.3	-33.6	-27	6.6
	HT/VHT40, M8 to M15, M0.2 to M9.2	4	5	-45.7	-45.7	-44.2	-43.3	-33.6	-27	6.6
	HT/VHT40, M16 to M23, M0.3 to M9.3	4	5	-45.7	-45.7	-44.2	-43.3	-33.6	-27	6.6
	HT/VHT40 Beam Forming, M0 to M7, M0.1 to M9.1	2	8	-43.8	-42.7			-32.2	-27	5.2
	HT/VHT40 Beam Forming, M8 to M15, M0.2 to M9.2	2	5	-39.7	-39.3			-31.5	-27	4.5
	HT/VHT40 Beam Forming, M0 to M7, M0.1 to M9.1	3	10	-47.7	-48.3	-48.6		-33.6	-27	6.6
	HT/VHT40 Beam Forming, M8 to M15, M0.2 to M9.2	3	7	-45.7	-45.7	-44.2		-33.6	-27	6.6
	HT/VHT40 Beam Forming, M16 to M23, M0.3 to M9.3	3	5	-43.8	-42.7	-37.2		-30.4	-27	3.4
	HT/VHT40 Beam Forming, M0 to M7, M0.1 to M9.1	4	11	-48.9	-52.1	-50.3	-49.9	-33.1	-27	6.1
	HT/VHT40 Beam Forming, M8 to M15, M0.2 to M9.2	4	8	-47.7	-48.3	-48.6	-46.1	-33.5	-27	6.5
	HT/VHT40 Beam Forming, M16 to M23, M0.3 to M9.3	4	6	-47.1	-45.5	-48.1	-44.1	-33.7	-27	6.7
	HT/VHT40 STBC, M0 to M7, M0.1 to M9.1	2	5	-39.7	-39.3			-31.5	-27	4.5
	HT/VHT40 STBC, M0 to M7, M0.1 to M9.1	3	5	-43.8	-42.7	-37.2		-30.4	-27	3.4
	HT/VHT40 STBC, M0 to M7, M0.1 to M9.1	4	5	-45.7	-45.7	-44.2	-43.3	-33.6	-27	6.6
5210	Non HT/VHT80, 6 to 54 Mbps	1	5	-38.6				-33.6	-27	6.6
	Non HT/VHT80, 6 to 54 Mbps	2	5	-45.0	-44.9			-36.9	-27	9.9
	Non HT/VHT80, 6 to 54 Mbps	3	5	-46.8	-45.3	-42.6		-34.8	-27	7.8
	Non HT/VHT80, 6 to 54 Mbps	4	5	-45.4	-46.5	-43.8	-43.4	-33.6	-27	6.6
	HT/VHT80, M0 to M7, M0.1 to M9.1	1	5	-36.7				-31.7	-27	4.7
	HT/VHT80, M0 to M7, M0.1 to M9.1	2	5	-38.2	-40.7			-31.3	-27	4.3
	HT/VHT80, M8 to M15, M0.2 to M9.2	2	5	-38.2	-40.7			-31.3	-27	4.3
	HT/VHT80, M0 to M7, M0.1 to M9.1	3	5	-42.6	-41.6	-40.3		-31.6	-27	4.6
	HT/VHT80, M8 to M15, M0.2 to M9.2	3	5	-42.6	-41.6	-40.3		-31.6	-27	4.6
	HT/VHT80, M16 to M23, M0.3 to M9.3	3	5	-42.6	-41.6	-40.3		-31.6	-27	4.6
	HT/VHT80, M0 to M7, M0.1 to M9.1	4	5	-43.9	-44.8	-40.0	-40.4	-30.8	-27	3.8
	HT/VHT80, M8 to M15, M0.2 to M9.2	4	5	-43.9	-44.8	-40.0	-40.4	-30.8	-27	3.8
	HT/VHT80, M16 to M23, M0.3 to M9.3	4	5	-43.9	-44.8	-40.0	-40.4	-30.8	-27	3.8
	HT/VHT80 Beam Forming, M0 to M7, M0.1 to M9.1	2	8	-42.6	-41.6			-31.1	-27	4.1
	HT/VHT80 Beam Forming, M8 to M15, M0.2 to M9.2	2	5	-38.2	-40.7			-31.3	-27	4.3
	HT/VHT80 Beam Forming, M0 to M7, M0.1 to M9.1	3	10	-46.4	-44.8	-48.2		-31.7	-27	4.7
	HT/VHT80 Beam Forming, M8 to M15, M0.2 to M9.2	3	7	-43.9	-44.8	-40.0		-30.8	-27	3.8
	HT/VHT80 Beam Forming, M16 to M23, M0.3 to M9.3	3	5	-42.6	-41.6	-40.3		-31.6	-27	4.6
	HT/VHT80 Beam Forming, M0 to M7, M0.1 to M9.1	4	11	-49.8	-53.6	-48.5	-51.1	-33.4	-27	6.4
	HT/VHT80 Beam Forming, M8 to M15, M0.2 to M9.2	4	8	-46.4	-44.8	-48.2	-43.7	-31.4	-27	4.4
HT/VHT80 Beam Forming, M16 to M23, M0.3 to M9.3	4	6	-48.6	-43.1	-44.0	-38.8	-30.1	-27	3.1	
HT/VHT80 STBC, M0 to M7, M0.1 to M9.1	2	5	-38.2	-40.7			-31.3	-27	4.3	
HT/VHT80 STBC, M0 to M7, M0.1 to M9.1	3	5	-42.6	-41.6	-40.3		-31.6	-27	4.6	



	HT/VHT80 STBC, M0 to M7, M0.1 to M9.1	4	5	-43.9	-44.8	-40.0	-40.4	-30.8	-27	3.8
--	---------------------------------------	---	---	-------	-------	-------	-------	-------	-----	-----



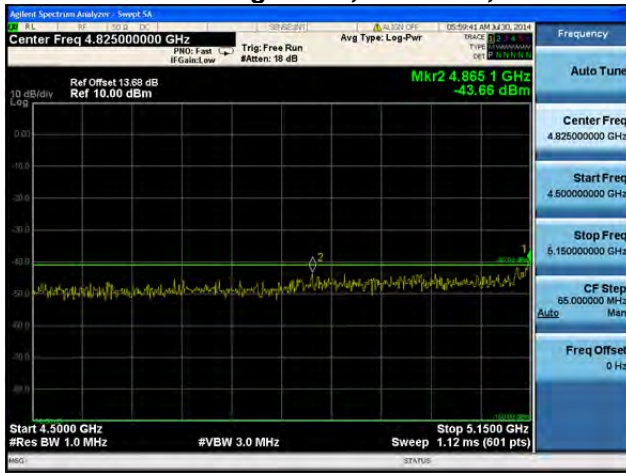
**Conducted Bandedge Peak, 5180 MHz, Non HT/VHT20, 6 to 54 Mbps**



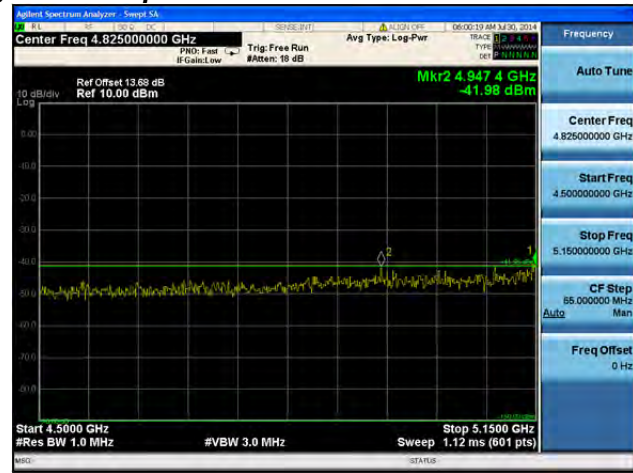
Antenna A



**Conducted Bandedge Peak, 5180 MHz, Non HT/VHT20, 6 to 54 Mbps**



**Antenna A**



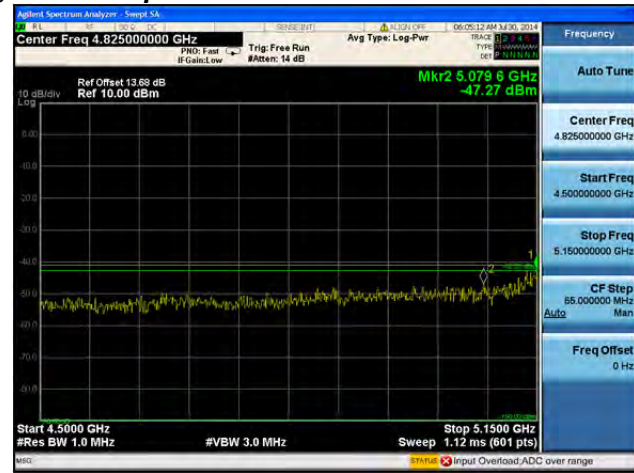
**Antenna B**



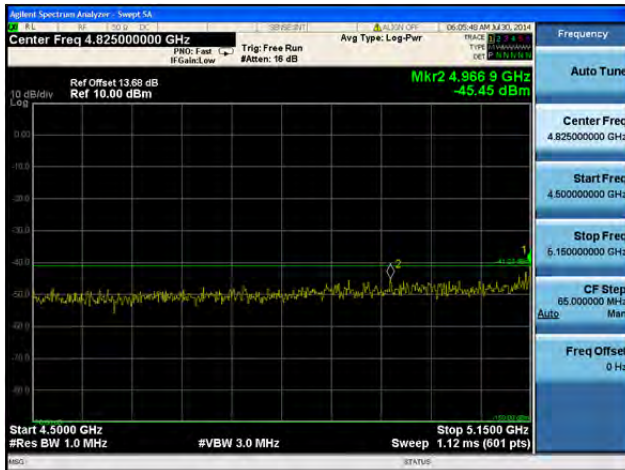
**Conducted Bandedge Peak, 5180 MHz, Non HT/VHT20, 6 to 54 Mbps**



**Antenna A**



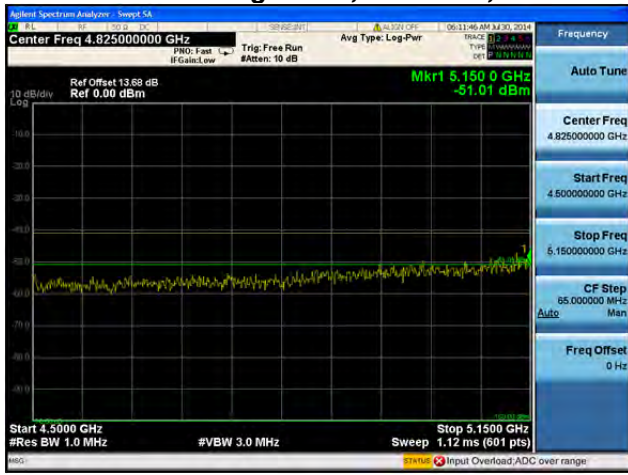
**Antenna B**



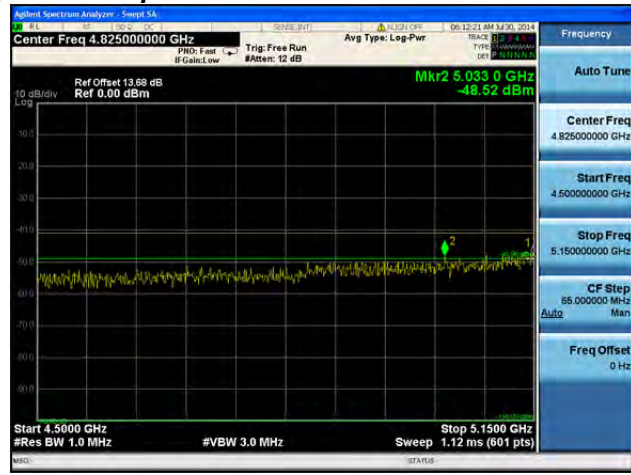
**Antenna C**



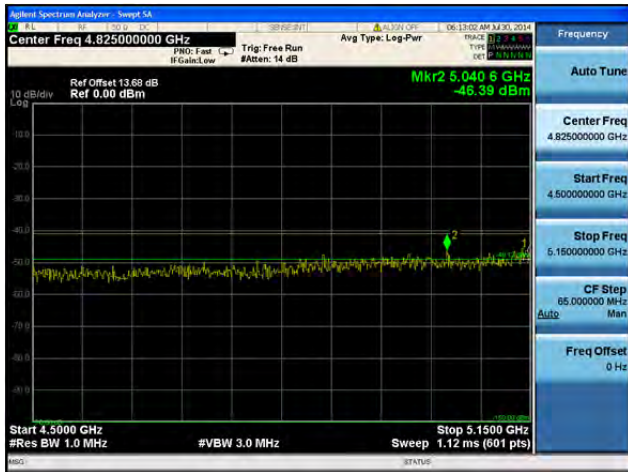
**Conducted Bandedge Peak, 5180 MHz, Non HT/VHT20, 6 to 54 Mbps**



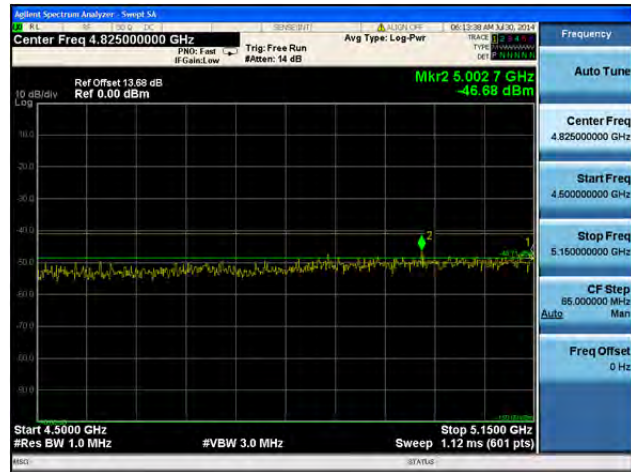
**Antenna A**



**Antenna B**



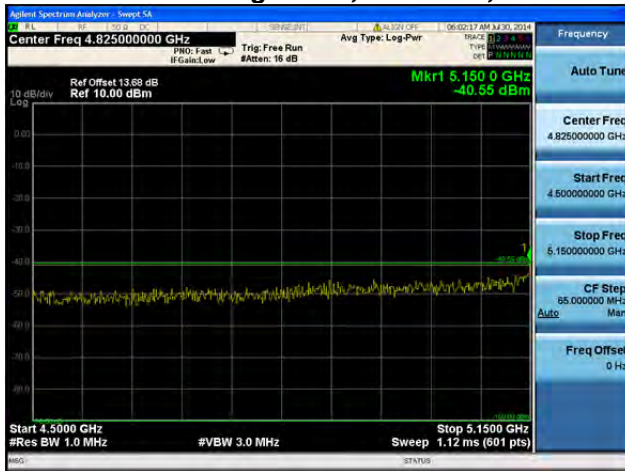
**Antenna C**



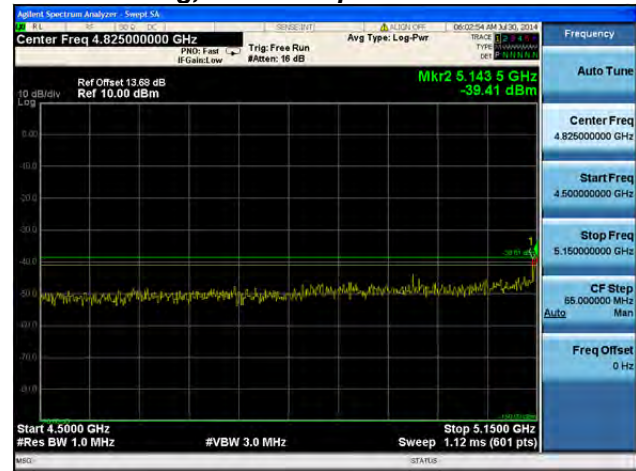
**Antenna D**



**Conducted Bandedge Peak, 5180 MHz, Non HT/VHT20 Beam Forming, 6 to 54 Mbps**



**Antenna A**

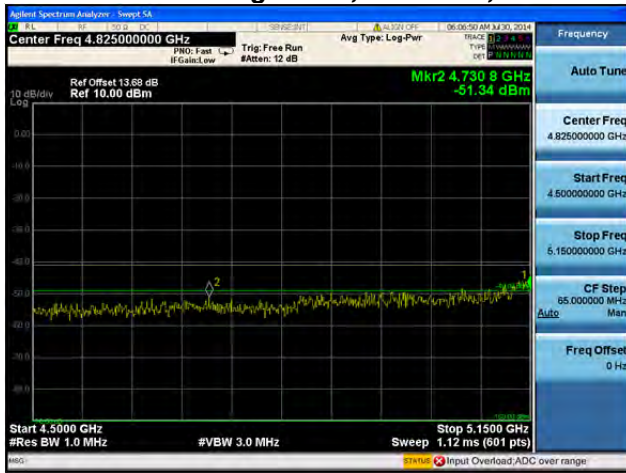


**Antenna B**

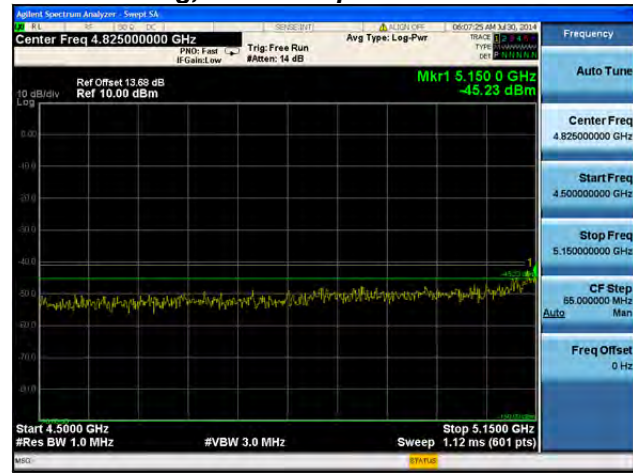




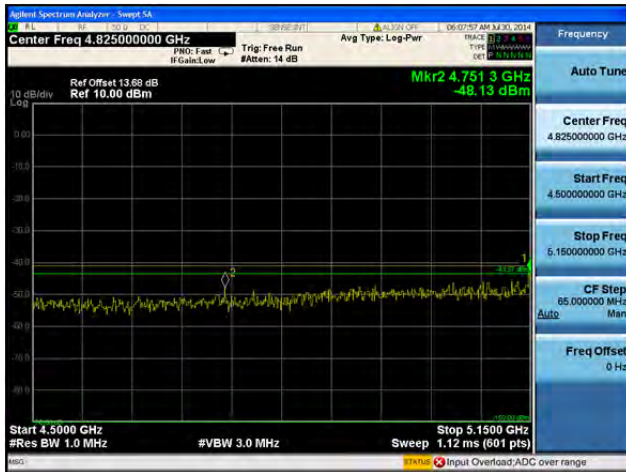
**Conducted Bandedge Peak, 5180 MHz, Non HT/VHT20 Beam Forming, 6 to 54 Mbps**



**Antenna A**



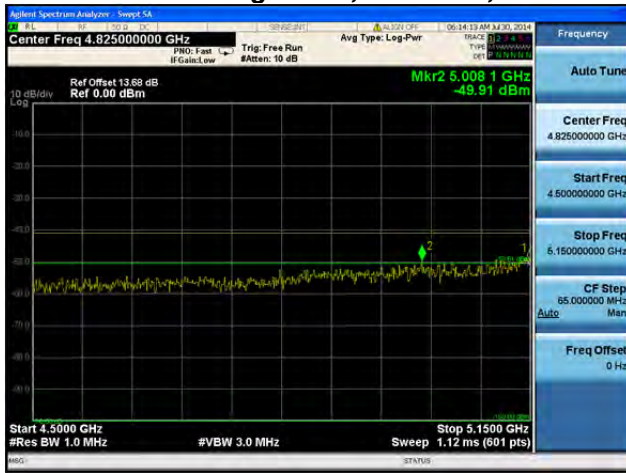
**Antenna B**



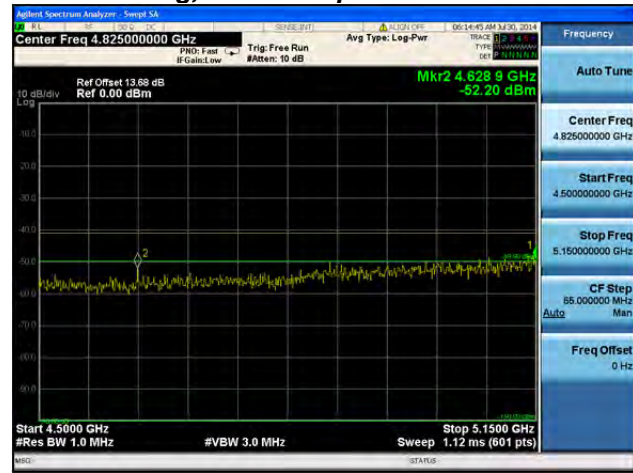
**Antenna C**



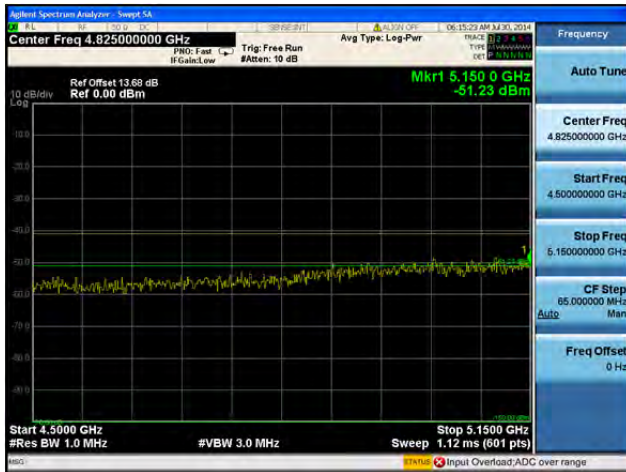
**Conducted Bandedge Peak, 5180 MHz, Non HT/VHT20 Beam Forming, 6 to 54 Mbps**



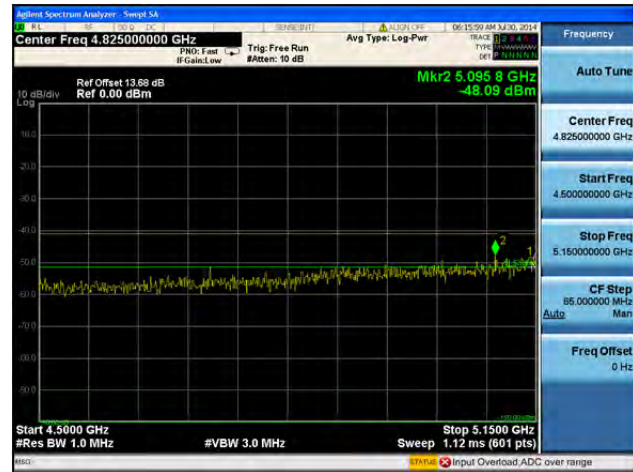
**Antenna A**



**Antenna B**



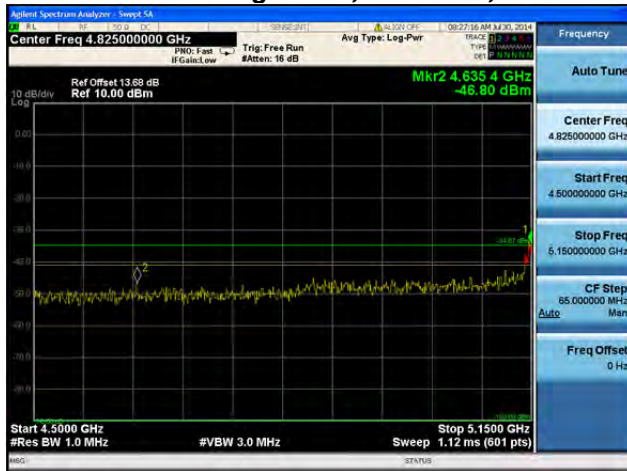
**Antenna C**



**Antenna D**



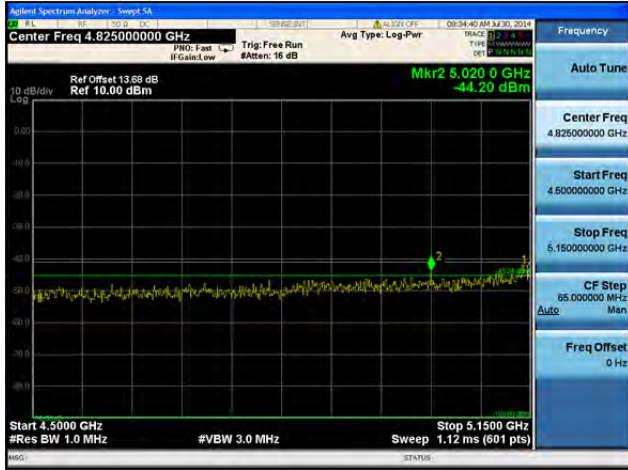
**Conducted Bandedge Peak, 5180 MHz, HT/VHT20, M0 to M7, M0.1 to M9.1**



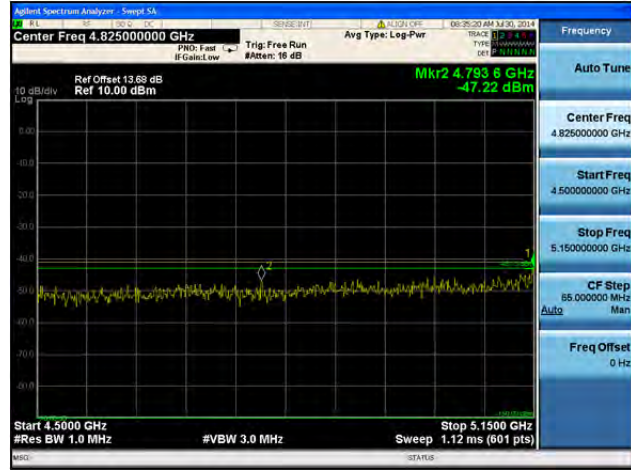
**Antenna A**



**Conducted Bandedge Peak, 5180 MHz, HT/VHT20, M0 to M7, M0.1 to M9.1**



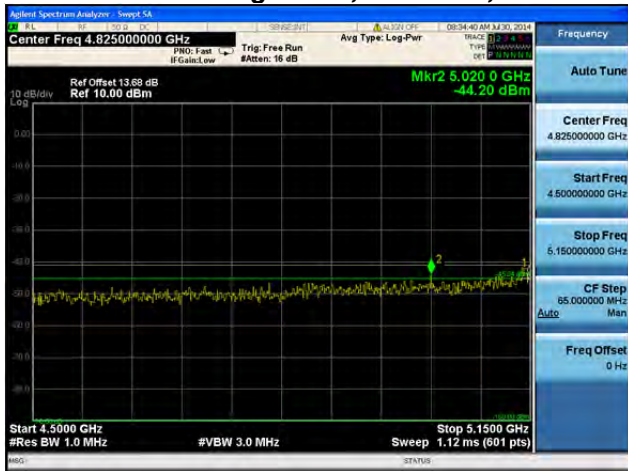
**Antenna A**



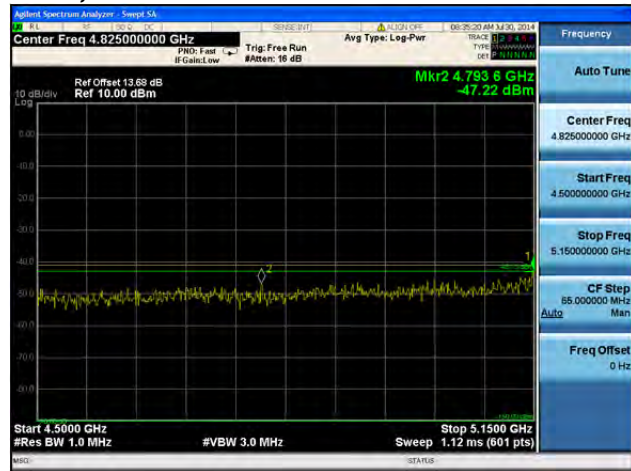
**Antenna B**



**Conducted Bandedge Peak, 5180 MHz, HT/VHT20, M8 to M15, M0.2 to M9.2**



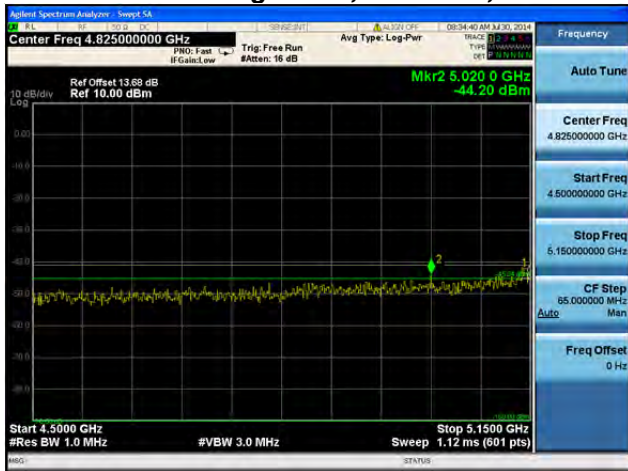
**Antenna A**



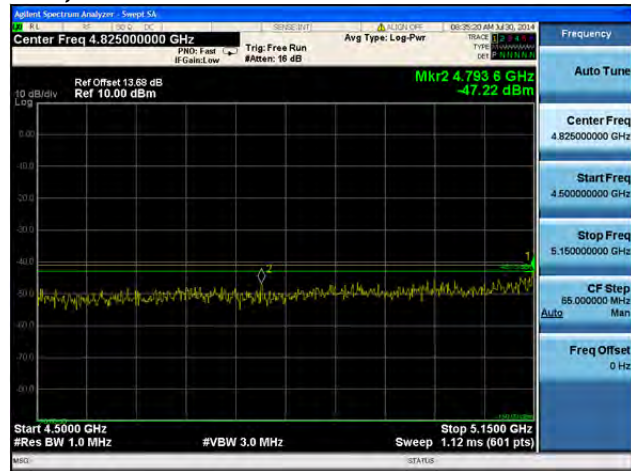
**Antenna B**



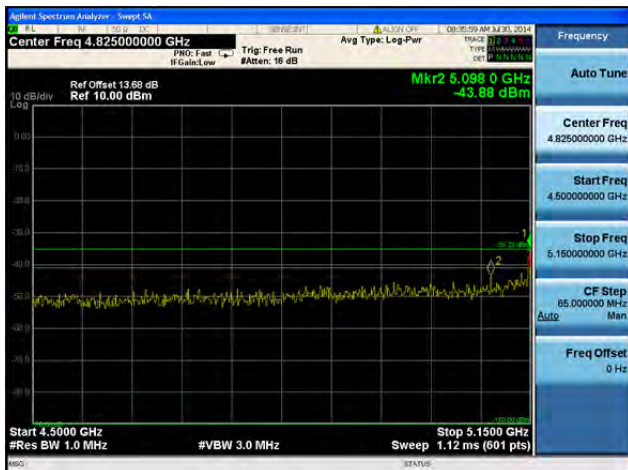
**Conducted Bandedge Peak, 5180 MHz, HT/VHT20, M0 to M7, M0.1 to M9.1**



**Antenna A**



**Antenna B**



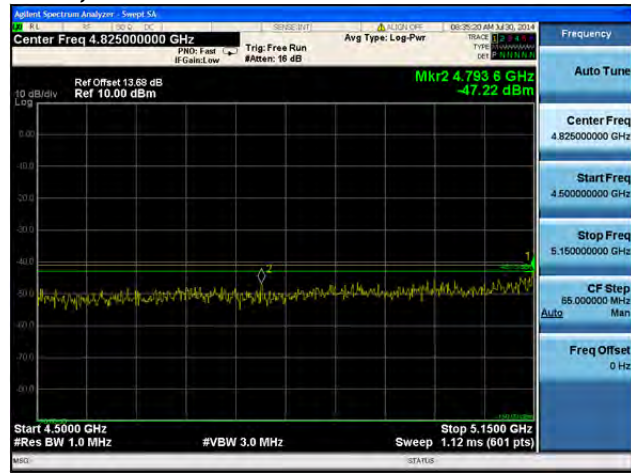
**Antenna C**



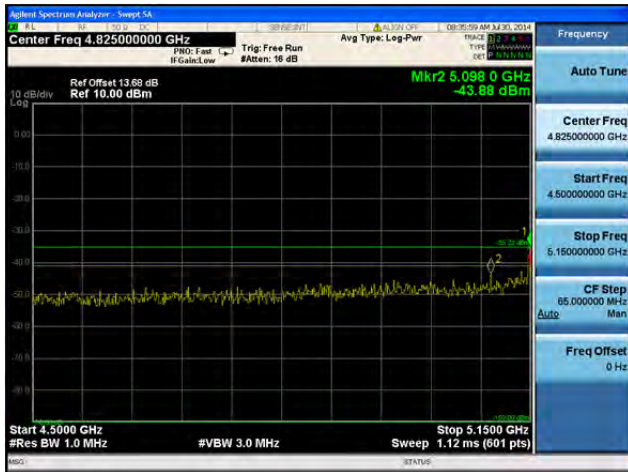
**Conducted Bandedge Peak, 5180 MHz, HT/VHT20, M8 to M15, M0.2 to M9.2**



**Antenna A**



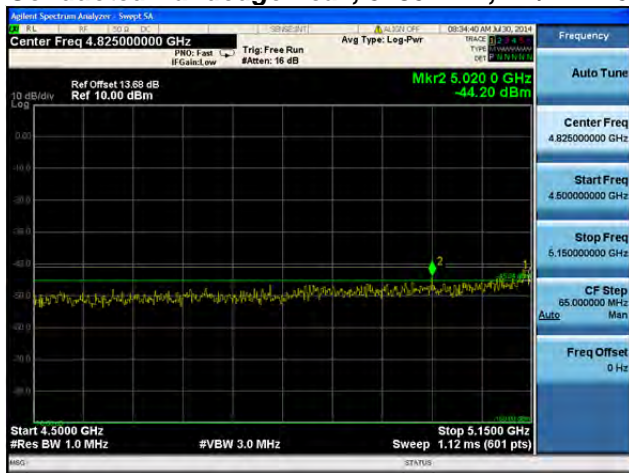
**Antenna B**



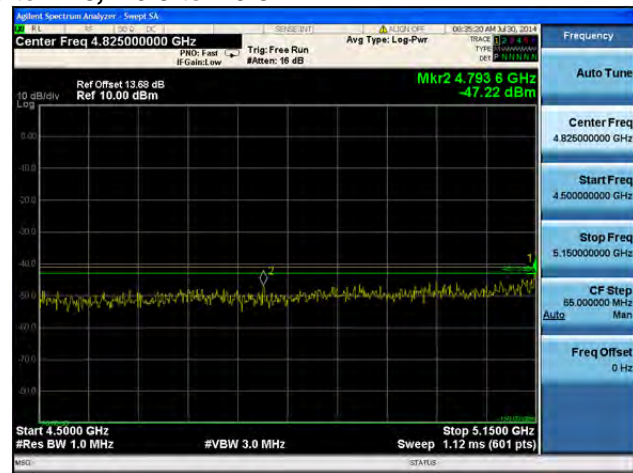
**Antenna C**



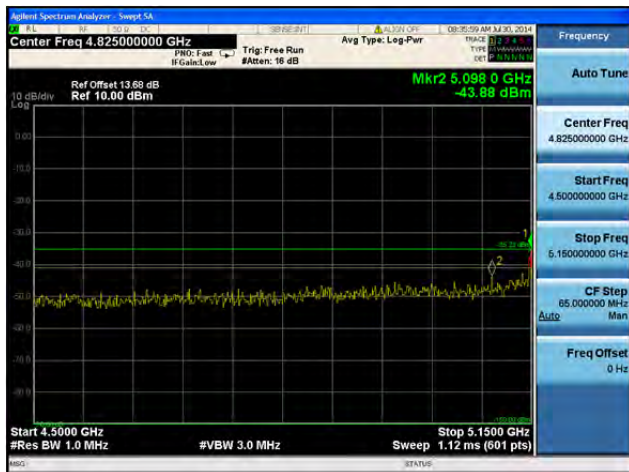
### Conducted Bandedge Peak, 5180 MHz, HT/VHT20, M16 to M23, M0.3 to M9.3



Antenna A



Antenna B

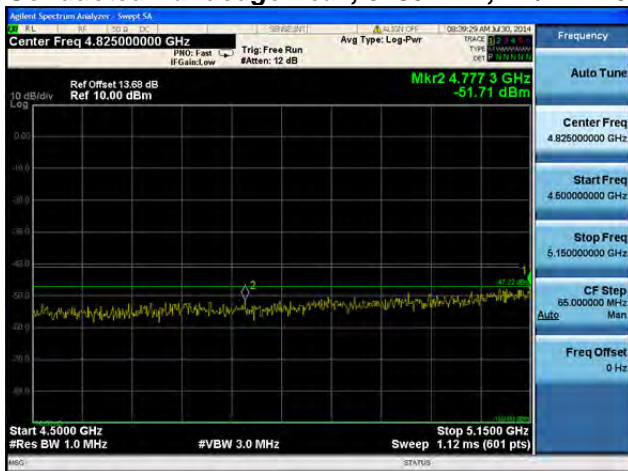


Antenna C

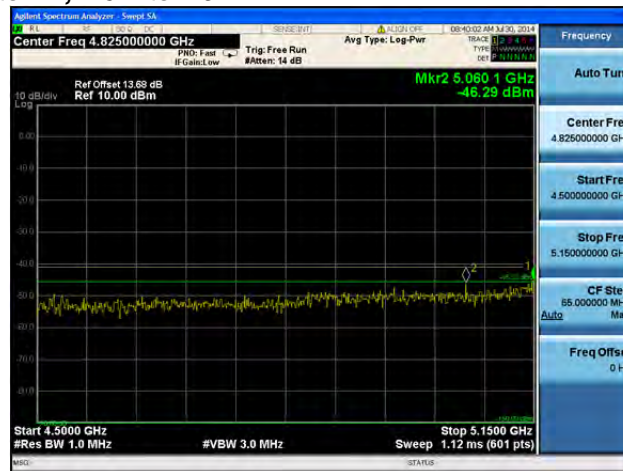




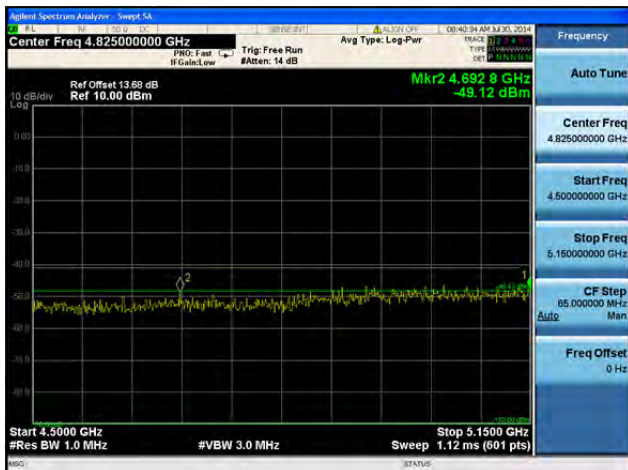
**Conducted Bandedge Peak, 5180 MHz, HT/VHT20, M0 to M7, M0.1 to M9.1**



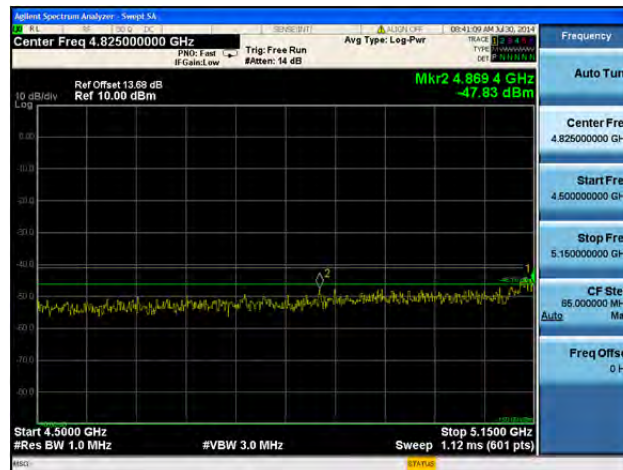
**Antenna A**



**Antenna B**



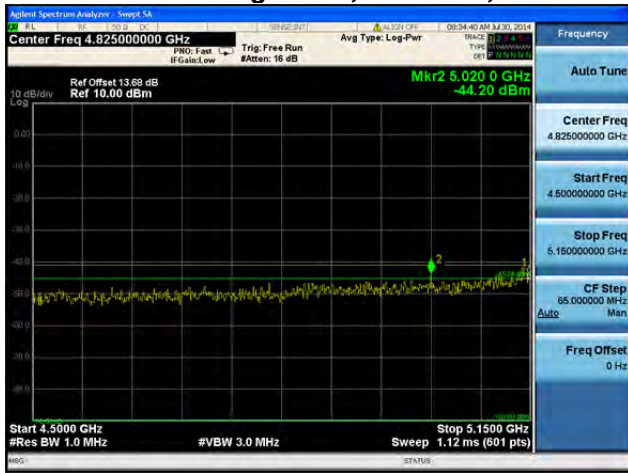
**Antenna C**



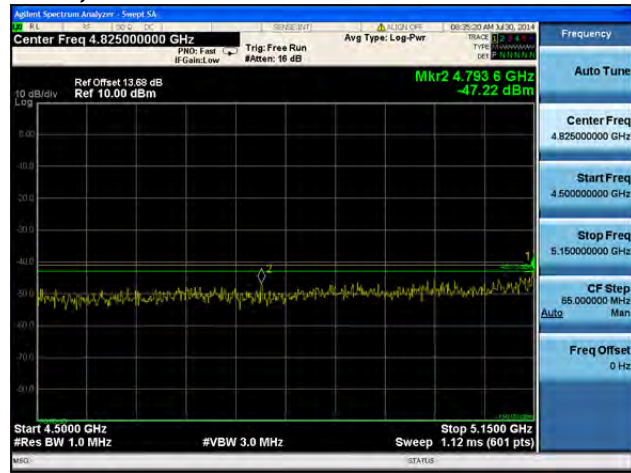
**Antenna D**



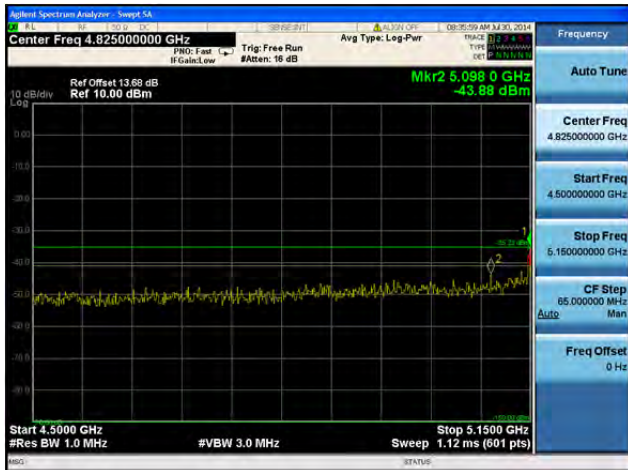
**Conducted Bandedge Peak, 5180 MHz, HT/VHT20, M8 to M15, M0.2 to M9.2**



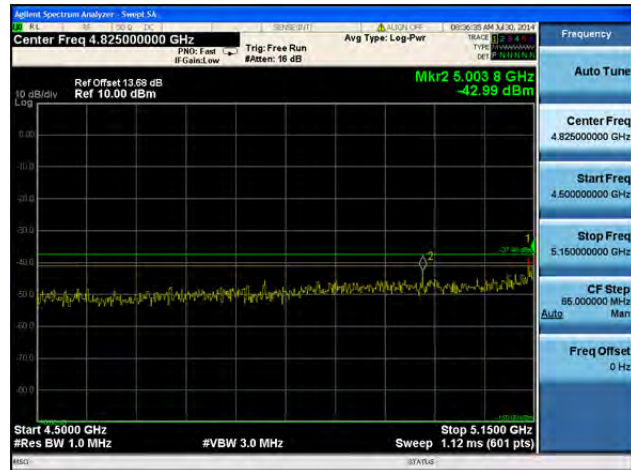
**Antenna A**



**Antenna B**



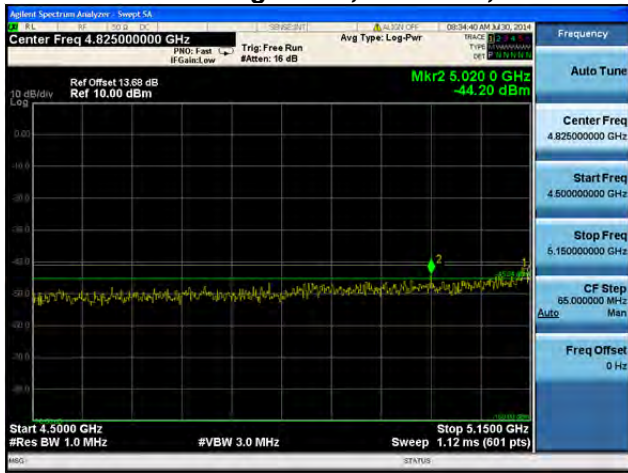
**Antenna C**



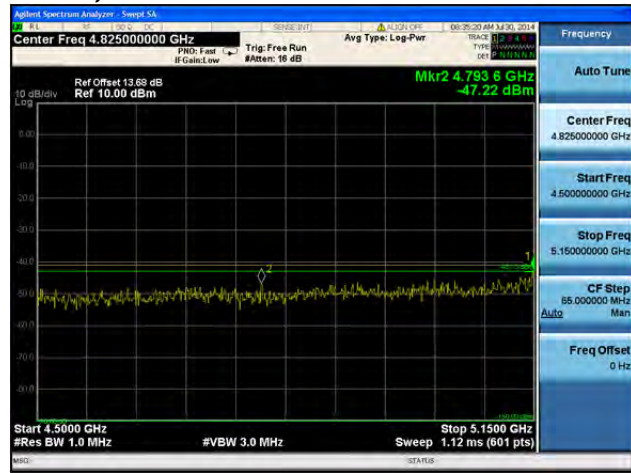
**Antenna D**



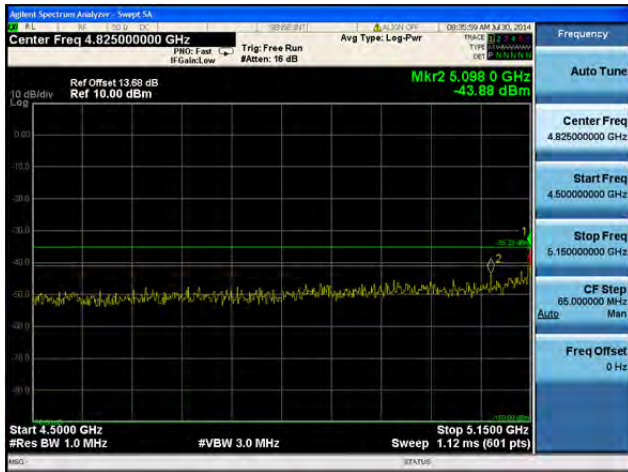
**Conducted Bandedge Peak, 5180 MHz, HT/VHT20, M16 to M23, M0.3 to M9.3**



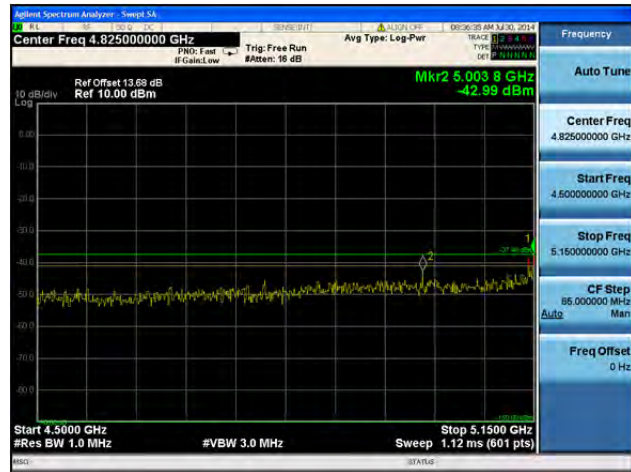
**Antenna A**



**Antenna B**



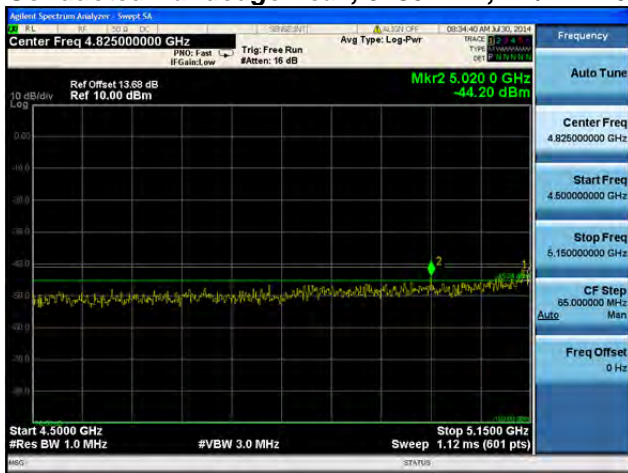
**Antenna C**



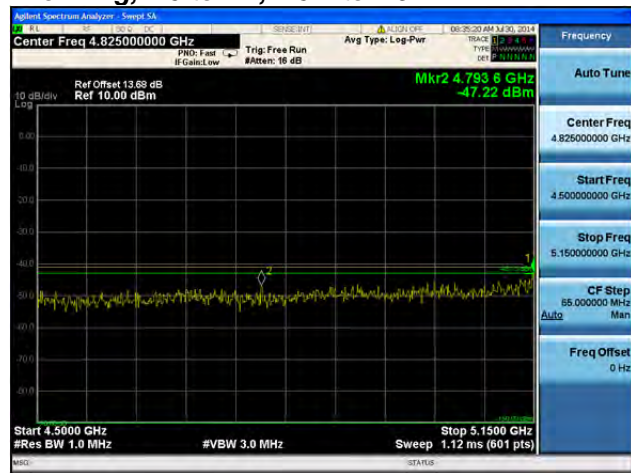
**Antenna D**



**Conducted Bandedge Peak, 5180 MHz, HT/VHT20 Beam Forming, M0 to M7, M0.1 to M9.1**



**Antenna A**



**Antenna B**