



Test Report

AIR-CAP2702y-A-K9

FCC ID: LDK102091
IC: 2461B-102091

Also Covers:

AIR-CAP2702y-T-K9

AIR-CAP2702y-Z-K9

y =E (External Antenna) or I (Internal Antenna)

5470-5725 MHz

Against the following Specifications:

CFR47 Part 15.407
RSS210

Cisco Systems
170 West Tasman Drive
San Jose, CA 95134

A handwritten signature in blue ink, appearing to read "Jim Nishan".

Test Engineer: _____



This test report has been electronically authorized and archived using the CISCO Engineering Document Control system.

SECTION 1: OVERVIEW4

 1.1 TEST SUMMARY4

SECTION 2: ASSESSMENT INFORMATION5

 2.1 GENERAL5

 2.2 DATE OF TESTING.....6

 08-OCTOBER-20136

 2.3 REPORT ISSUE DATE6

 2.4 TESTING FACILITIES6

 JIM NICHOLSON6

 2.5 EQUIPMENT ASSESSED (EUT).....6

 2.6 EUT DESCRIPTION7

APPENDIX A: EMISSION TEST RESULTS.....9

 TARGET MAXIMUM CHANNEL POWER9

 99% AND 26DB BANDWIDTH.....10

 PEAK OUTPUT POWER20

 POWER SPECTRAL DENSITY20

 PEAK EXCURSION238

 CONDUCTED SPURIOUS EMISSIONS248

 CONDUCTED BANDEDGE670

 20DB BANDWIDTH776

APPENDIX B: EMISSION TEST RESULTS.....784

 RADIATED SPURIOUS EMISSIONS.....784

 RADIATED EMISSIONS791

 MAXIMUM PERMISSIBLE EXPOSURE (MPE) CALCULATIONS.....793

APPENDIX C: TEST EQUIPMENT/SOFTWARE USED TO PERFORM THE TEST795



Equip No	Manufacturer	Model	Description	Cal Due Date
30562	Micro-Coax	UFB311A-1-0950-504504	RF Coaxial Cable, to 18GHz, 95 in	6/26/2014
46702	Stanley	33-605	10 Meter Tape Measure	11/1/2013
32806	Sunol Sciences	JB1	Combination Antenna	1/24/2014
27234	York	CNE V	Comparison Noise Emitter	
41929	Newport	iBTHP-5-DB9	5 inch Temp/RH/Press Sensor w/20ft cable	12/12/2013
25651	Micro-Coax	UFB311A-1-3150-504504	Rf Coaxial Cable 315.0 in to 18GHz	2/13/2014
8320	Times Microwave Systems	RG-214	3 ft RG-214 Cable	11/19/2013
47410	Agilent	N9038A	EMI Receiver	1/15/2014
21116	Micro-Coax	UFB311A-0-3540-520520	RF Coaxial Cable, to 18GHz, 354 in	2/20/2014
18313	HP	8447D	RF Preampfier	1/8/2014
8195	TTE	H613-150K-50-21378	Hi Pass Filter - 150KHz cutoff	1/4/2014
8496	Fischer Custom Communications	FCC-450B-2.4-N	Instrumentation Limiter	5/20/2014
47300	Agilent Technologies	N9038A	MXE EMI Receiver 20Hz to 26.5 Ghz	11/13/2013
49560	Bird	5-T-MB	5W 50 Ohm BNC Termination 4GHz	8/9/2014
27234	York	CNE V	Comparison Noise Emitter	
45990	Fischer Custom Communications	F-090527-1009-1	Line Impedance Stabilization Network	6/21/2014
45991	Fischer Custom Communications	F-090527-1009-2	Lisn Adapter	6/21/2014
21606	Coleman	RG-223	4ft BNC cable	10/31/2013
41928	Newport	iBTHP-5-DB9	5 inch Temp/RH/Press Sensor w/20ft cable	4/12/2014
5687	Fluke	73 III	Digital Multimeter	9/11/2013
35248	Stanley	33-696	5 Meter Tape Measure	7/9/2014
39110	Coleman	RG-223	25 ft BNC cable	11/29/2013
30526	Midwest Microwave	TRM-2048-MC-BNC-10	50 Ohm Terminator, BNC w/chain	3/11/2014
44038	Fischer Custom Communications	F-071115-1057-1	Balanced Telecom Impedance Stabilization Network	5/29/2014
4003	Fischer Custom Communications	FCC-801-M2-32A	CDN, 2-LINE, 32A	3/14/2014

.....795



Section 1: Overview

1.1 Test Summary

samples were assessed against the tests detailed in section 3 under the requirements of the following specifications:

Emission	Immunity
CFR47 Part 15.407 RSS210	N/A

The specifications listed above represent actual tests performed to demonstrate compliance against the specifications and basic standards listed on the front cover of this report. This list is not a one to one match to the front cover for one or more of the following reasons.

1. Basic standards call up many different test phenomena specifications such as the 61000-4-X series. The basic standards define which elements and levels shall be applied from these specifications and as such it is not appropriate to list the individual specifications on the front cover.
2. A Standard listed on the front cover may be required in a particular country but is not appropriate for the particular technologies included in the equipment under test. E.g. You cannot test a DC product to the mains Harmonics requirements in EN61000-3-2. See section 3.2.
3. Test results against a particular standard or specification may be included in a different test report. See section 3.2 for an EDCS reference of this data.
4. Where appropriate, Cisco may have substituted a later revision of a basic standard to those referenced in the specification on the front sheet of this test report. This decision was based upon improved test methodology and repeatability and/or where the newer revision represented a more stringent test.
5. Where relevant, testing has been carried out to the requirements of both EN and IEC Specifications. This was possible because of the similarities of the test methods involved and the Cisco EMC test procedures.
6. Testing may have been performed to an equivalent test that satisfies the requirements of the standards and specifications listed on the front cover of the report. See section 3.2.
7. Where radiated emissions testing has been performed to EN55022/CISPR22 the additional requirements of VCCI: V- 3/2006.04, EN55022: 1994 +A1/2 and CAN/CSA- CISPR 22-02 have also been evaluated unless otherwise stated.
8. Testing to the requirements of CFR47 Part 15 was performed against the CISPR22 limits. The results are therefore deemed satisfactory evidence of compliance with Industry Canada Interference Causing Equipment Standard ICES-003.
9. Where assessment has been performed to CISPR24, all the applicable test requirements may have not been covered. Refer to the results section for the tests performed.

Notes:

- 1) Where a specification listed on the front cover of this report has deviations from the basic standards listed above, the additional technical requirements of the specification were also assessed.
- 2) Where appropriate, Cisco may have substituted a later revision of a basic standard to those referenced in the specification on the front sheet of this test report. This decision was based upon improved test methodology and repeatability and/or where the newer revision represented a more stringent test.
- 3) Where relevant, testing has been carried out to the requirements of both EN and IEC Specifications. This was possible because of the similarities of the test methods involved and the Cisco EMC test procedures.



Section 2: Assessment Information

2.1 General

This report contains an assessment of an apparatus against Electromagnetic Compatibility Standards based upon tests carried out on the samples submitted. The testing was performed by and for the use of Cisco systems Inc:

With regard to this assessment, the following points should be noted:

- a) The results contained in this report relate only to the items tested and were obtained in the period between the date of the initial assessment and the date of issue of the report. Manufactured products will not necessarily give identical results due to production and measurement tolerances.
- b) The apparatus was set up and exercised using the configuration and modes of operation defined in this report only.
- c) Where relevant, the apparatus was only assessed using the susceptibility criteria defined in this report and the Test Assessment Plan (TAP).
- d) All testing was performed under the following environmental conditions:

Temperature	15°C to 35°C (54°F to 95°F)
Atmospheric Pressure	860mbar to 1060mbar (25.4" to 31.3")
Humidity	10% to 75*%

*[Where applicable] For ESD testing the humidity limits used were 30% to 60% and for EFT/B tests the humidity limits used were 25% to 75%.
- e) All AC testing was performed at one or more of the following supply voltages:
 - 110V 60 Hz (+/-20%)
 - 220V 50 Hz (+/-20%)

This report must not be reproduced except in full, without written approval of Cisco Systems.



2.2 Date of testing

08-October-2013

2.3 Report Issue Date

Cisco uses an electronic system to issue, store and control the revision of test reports. This system is called the Engineering Document Control System (EDCS). The actual report issue date is embedded into the original file on EDCS. Any copies of this report, either electronic or paper, that are not on EDCS must be considered uncontrolled

2.4 Testing facilities

This assessment was performed by:

Testing Laboratory

Cisco Systems, Inc.,	Cisco Systems, Inc.
4125 Highlander Parkway	170 West Tasman Drive
Richfield, OH 44286	San Jose, CA 95134
USA	USA

Test Engineers

Jim Nicholson

2.5 Equipment Assessed (EUT)

AIR-CAP2702E-A-K9



2.6 EUT Description

The 2702 Series Cisco Aironet 802.11ac Radio Modules support the following modes of operation. The modes are further defined in the radio Theory of Operation. The modes included in this report represent the worst case data for all modes.

Legacy CCK, One Antenna, 1 to 11 Mbps
 Legacy CCK, Two Antennas, 1 to 11 Mbps
 Legacy CCK, Three Antennas, 1 to 11 Mbps
 Legacy CCK, Four Antennas, 1 to 11 Mbps

Non HT-20, One Antenna, 6 to 54 Mbps
 Non HT-20, Two Antennas, 6 to 54 Mbps
 Non HT-20, Three Antennas, 6 to 54 Mbps
 Non HT-20, Four Antennas, 6 to 54 Mbps

Non HT-20 Beam Forming, Two Antennas, 6 to 54 Mbps
 Non HT-20 Beam Forming, Three Antennas, 6 to 54 Mbps
 Non HT-20 Beam Forming, Four Antennas, 6 to 54 Mbps

HT-20, One Antenna, M0 to M7
 HT-20, Two Antennas, M0 to M15
 HT-20, Three Antennas, M0 to M23
 HT-20, Four Antennas, M0 to M23

HT-20 STBC, Two Antennas, M0 to M7
 HT-20 STBC, Three Antennas, M0 to M7
 HT-20 STBC, Four Antennas, M0 to M7

HT-20 Beam Forming, Two Antennas, M0 to M15
 HT-20 Beam Forming, Three Antennas, M0 to M23
 HT-20 Beam Forming, Four Antennas, M0 to M23

The following antennas are supported by this product series.
 The data included in this report represent the worst case data for all antennas.

Frequency	Part Number	Antenna Type	Antenna Gain (dBi)
2.4 / 5 GHZ	AIR-ANT2524DB-R	Dual-resonant black dipole	2 / 4
	AIR-ANT2524DW-R	Dual-resonant white dipole	2 / 4
	AIR-ANT2524DG-R	Dual-resonant gray dipole	2 / 4
	AIR-ANT2524V4C-R	Dual-resonant ceiling mount omni (4-pack)	2 / 4
	AIR-ANT2535SDW-R	Dual-resonante "stubby" monopole	3 / 5
	Internal	Omni-Directional	4 / 4
	AIR-ANT2544V4M-R	Dual-resonant omni (4-pack)	4 / 4
	AIR-ANT2566P4W-R	Dual-resonant "directional" antenna (4-pack)	6 / 6



Section 4: Sample Details

Note: Each sample was evaluated to ensure that its condition was suitable to be used as a test sample prior to the commencement of testing. Please also refer to the “Justification for worst Case test Configuration” section of this report for further details on the selection of EUT samples.

4.1 Sample Details (Photographs of the test samples, where appropriate can be found in appendix H)

Sample No.	Equipment Details	Part Number	Manufacturer	Hardware Rev.	Firmware Rev.	Software Rev.	Serial Number
S01	AIR-CAP2702E-A-K9		Cisco Systems	NA	NA	NA	
S02	AIR-PWR-B	341-0306-01	Cisco Systems	NA	NA	NA	

4.2 System Details

System #	Description	Samples
1	EUT	S01, S02, S03

4.3 Mode of Operation Details

Mode#	Description	Comments
1	Continuous Transmitting	Continuous Transmitting



Appendix A: Emission Test Results

Testing Laboratory: Cisco Systems, Inc., 4125 Highlander Parkway, Richfield, OH, USA

Target Maximum Channel Power

The following table details the maximum supported Total Channel Power for all operating modes.

Operating Mode	Maximum Channel Power (dBm)		
	Frequency (MHz)		
	5500	5580	5660
Non HT/VHT20, 6 to 54 Mbps	17	17	18
Non HT/VHT20 Beam Forming, 6 to 54 Mbps	17	16	17
HT/VHT20, M0 to M23, M0.1 to M9.3	20	19	20
HT/VHT20 Beam Forming, M0 to M23, M0.1 to M9.3	19	19	20
HT/VHT20 STBC, M0 to M7, M0.1 to M9.1	19	19	20
	5510	5550	5670
Non HT/VHT40, 6 to 54 Mbps	16	20	20
HT/VHT40, M0 to M23, M0.1 to M9.3	19	20	20
HT/VHT40 Beam Forming, M0 to M23, M0.1 to M9.3	19	20	20
HT/VHT40 STBC, M0 to M7, M0.1 to M9.1	19	20	20
	5530		
Non HT/VHT80, 6 to 54 Mbps	17		
HT/VHT80, M0 to M23, M0.1 to M9.3	19		
HT/VHT80 Beam Forming, M0 to M23, M0.1 to M9.3	19		
HT/VHT80 STBC, M0 to M7, M0.1 to M9.1	19		



99% and 26dB Bandwidth

Connect the antenna port(s) to the spectrum analyzer input. Using the spectrum analyzer Channel Bandwidth mode, configure the spectrum analyzer as shown below (enter all losses between the transmitter output and the spectrum analyzer).

Center Frequency:	Frequency from table below
Span:	2 x Nominal Bandwidth (e.g. 40MHz for a 20MHz channel)
Reference Level:	20 dBm
Attenuation:	10 dB
Sweep Time:	5 s
Resolution Bandwidth:	1%-3% of 26 dB Bandwidth
Video Bandwidth:	≥Resolution Bandwidth
X dB Bandwidth:	26 dB
Detector:	Peak
Trace:	Single

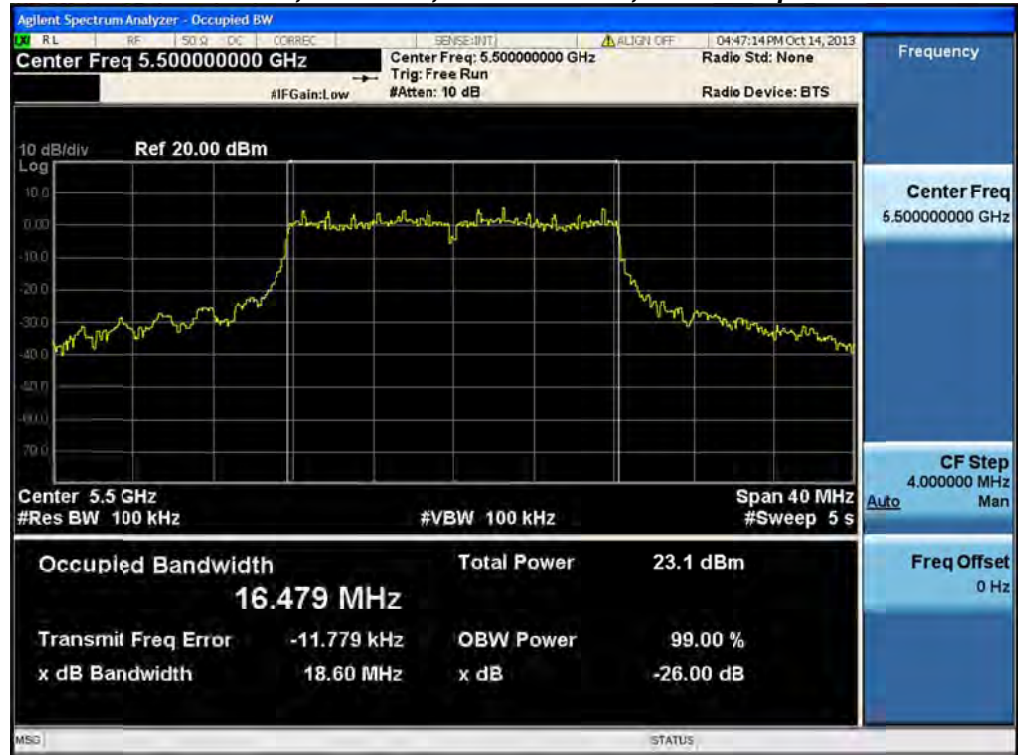
Place the radio in continuous transmit mode. View the transmitter waveform on the spectrum analyzer, and record the pertinent measurements:



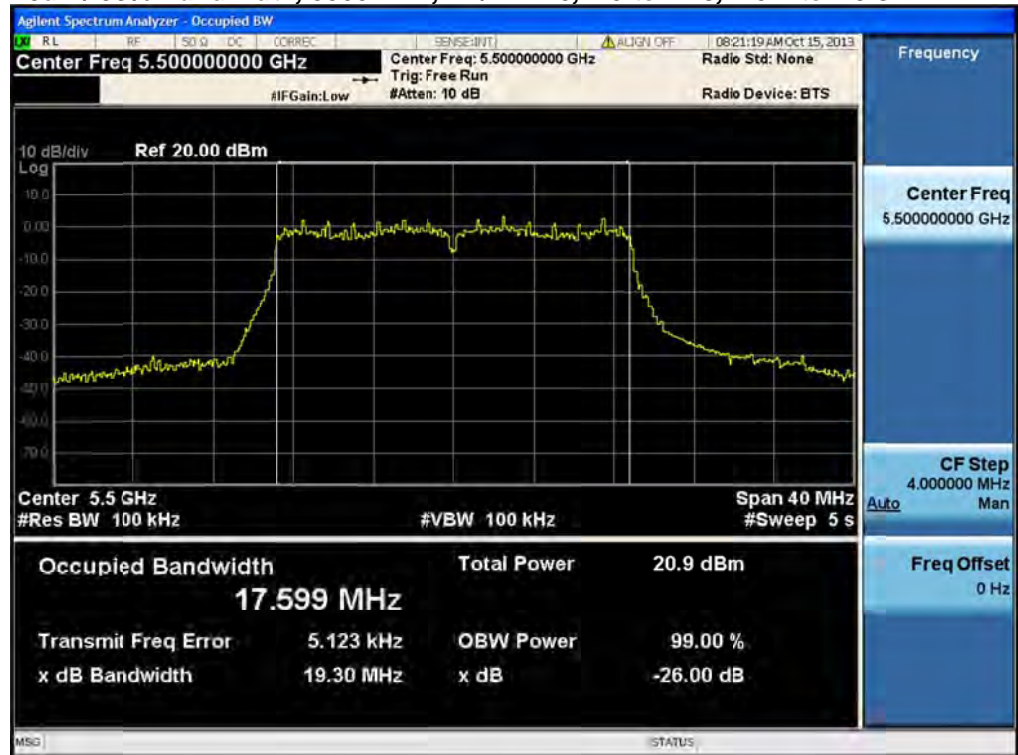
Frequency (MHz)	Mode	Data Rate (Mbps)	26dB BW (MHz)	99% BW (MHz)
5500	Non HT/VHT20, 6 to 54 Mbps	6	18.6	16.4
	HT/VHT20, M0 to M23, M0.1 to M9.3	m0	19.3	17.6
5510	Non HT/VHT40, 6 to 54 Mbps	6	38.4	36
	HT/VHT40, M0 to M23, M0.1 to M9.3	m0	38.2	36
5530	Non HT/VHT80, 6 to 54 Mbps	6	79.2	75.9
	HT/VHT80, M0 to M23, M0.1 to M9.3	m0x1	80.1	75.8
5550	Non HT/VHT40, 6 to 54 Mbps	6	38.5	36.1
	HT/VHT40, M0 to M23, M0.1 to M9.3	m0	38.3	36
5580	Non HT/VHT20, 6 to 54 Mbps	6	18.6	16.4
	HT/VHT20, M0 to M23, M0.1 to M9.3	m0	19.3	17.6
5660	Non HT/VHT20, 6 to 54 Mbps	6	18.4	16.4
	HT/VHT20, M0 to M23, M0.1 to M9.3	m0	19.3	17.6
5670	Non HT/VHT40, 6 to 54 Mbps	6	38.4	36.1
	HT/VHT40, M0 to M23, M0.1 to M9.3	m0	38.4	36
5700	Non HT/VHT20, 6 to 54 Mbps	6	18.6	16.4
	HT/VHT20, M0 to M23, M0.1 to M9.3	m0	19.3	17.6



26dB / 99% Bandwidth, 5500 MHz, Non HT/VHT20, 6 to 54 Mbps

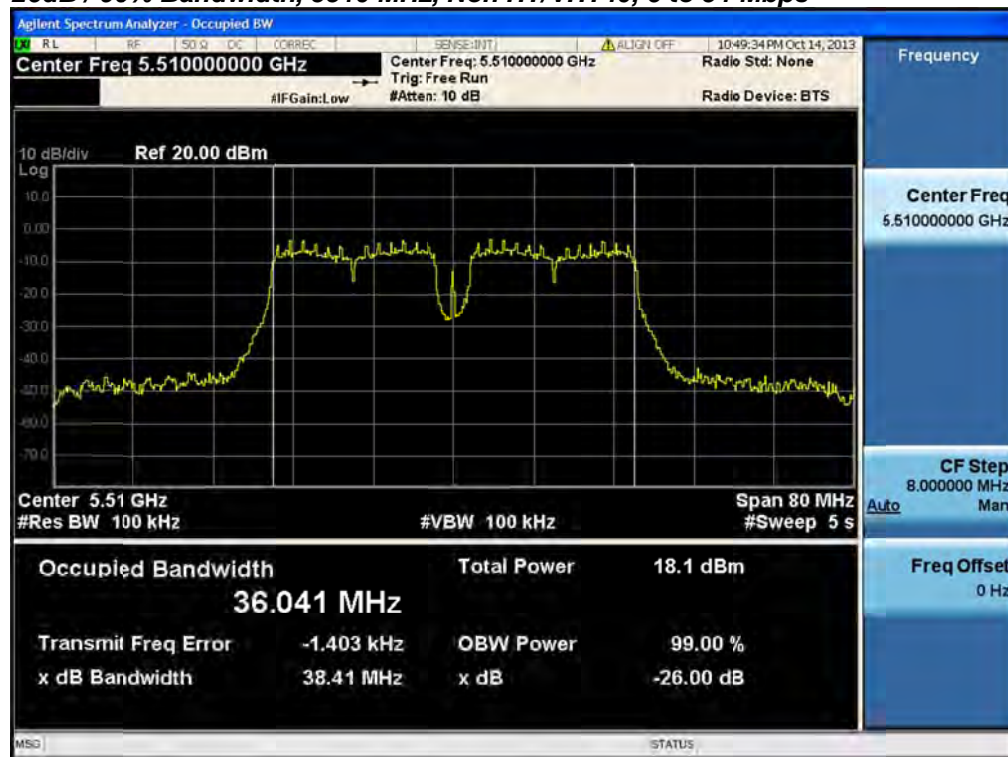


26dB / 99% Bandwidth, 5500 MHz, HT/VHT20, M0 to M23, M0.1 to M9.3

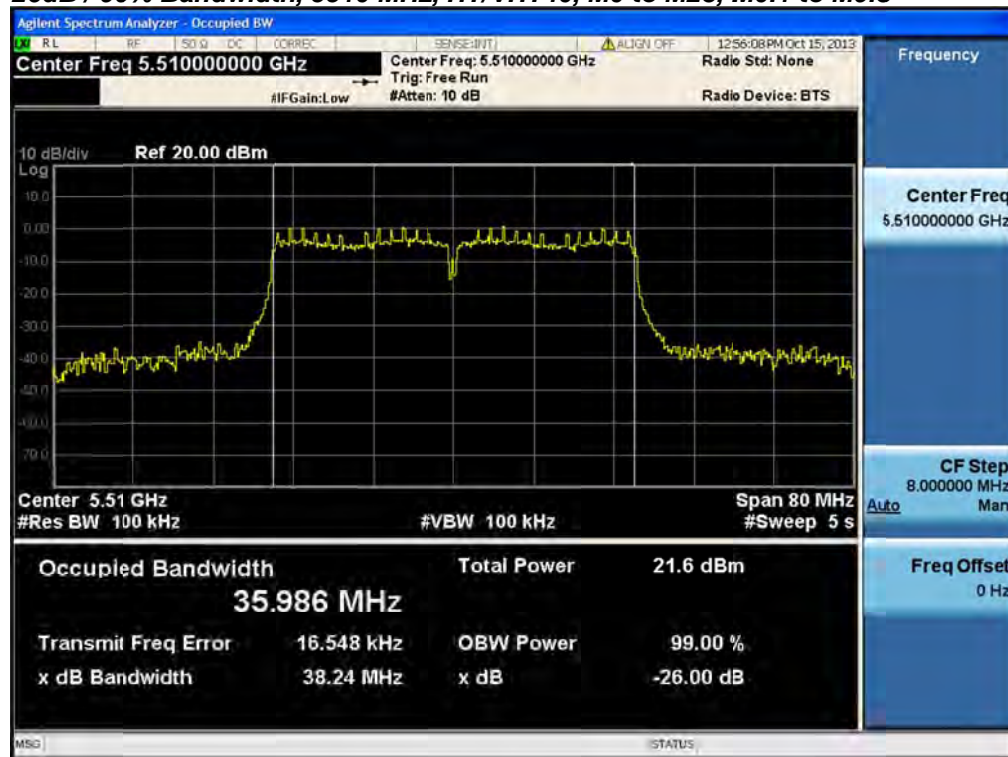




26dB / 99% Bandwidth, 5510 MHz, Non HT/VHT40, 6 to 54 Mbps

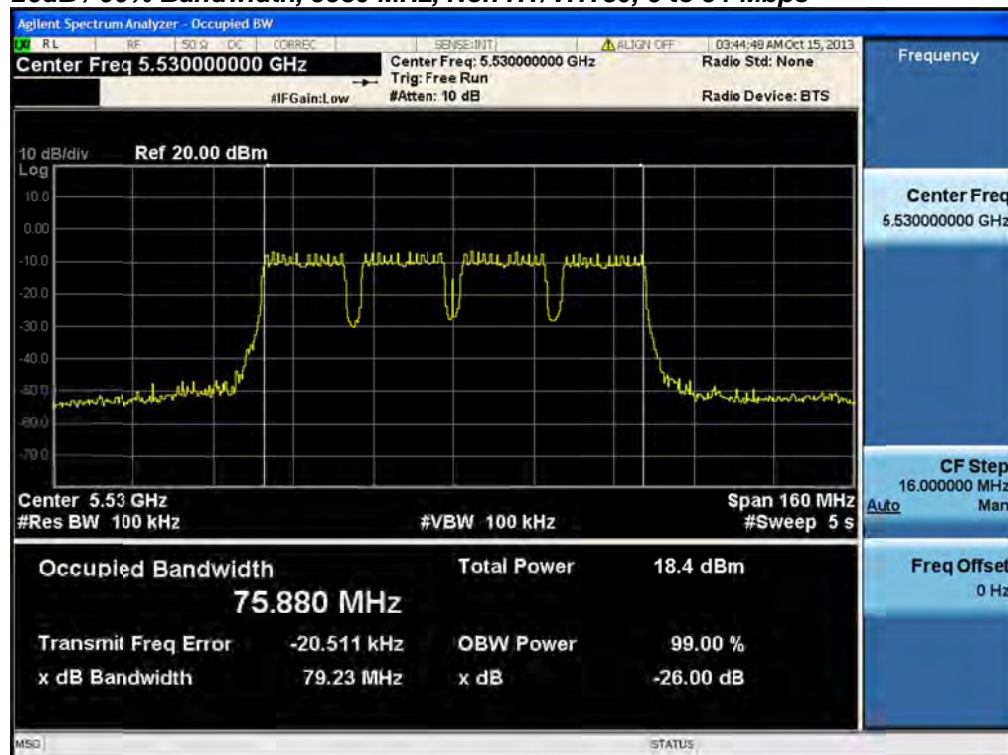


26dB / 99% Bandwidth, 5510 MHz, HT/VHT40, M0 to M23, M0.1 to M9.3

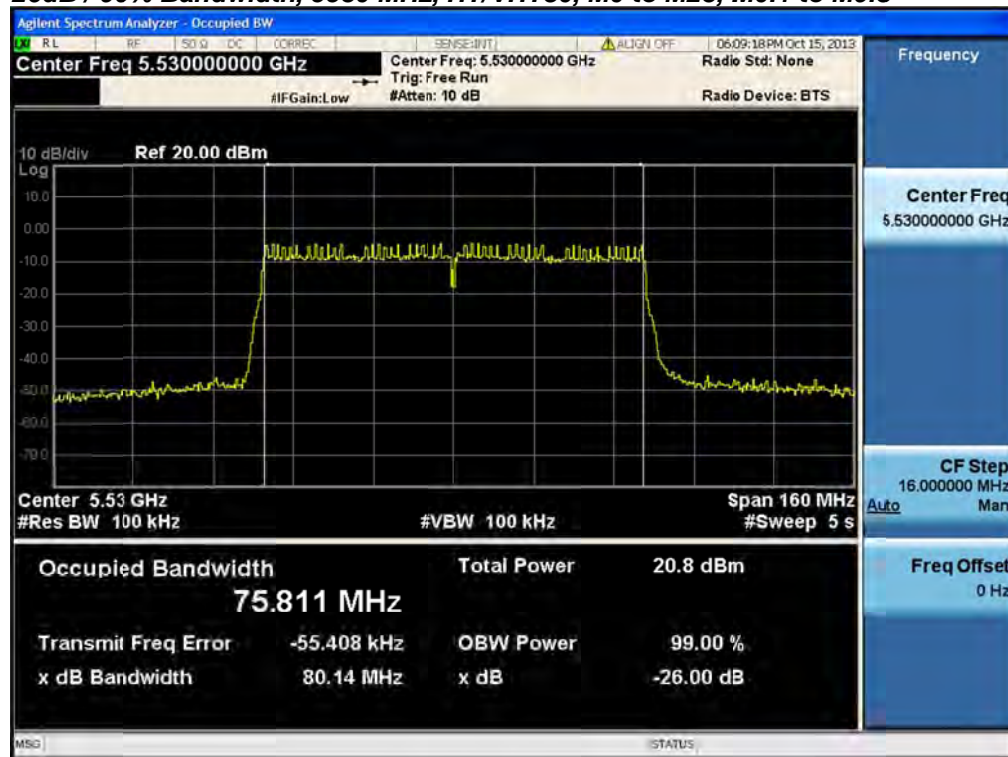




26dB / 99% Bandwidth, 5530 MHz, Non HT/VHT80, 6 to 54 Mbps

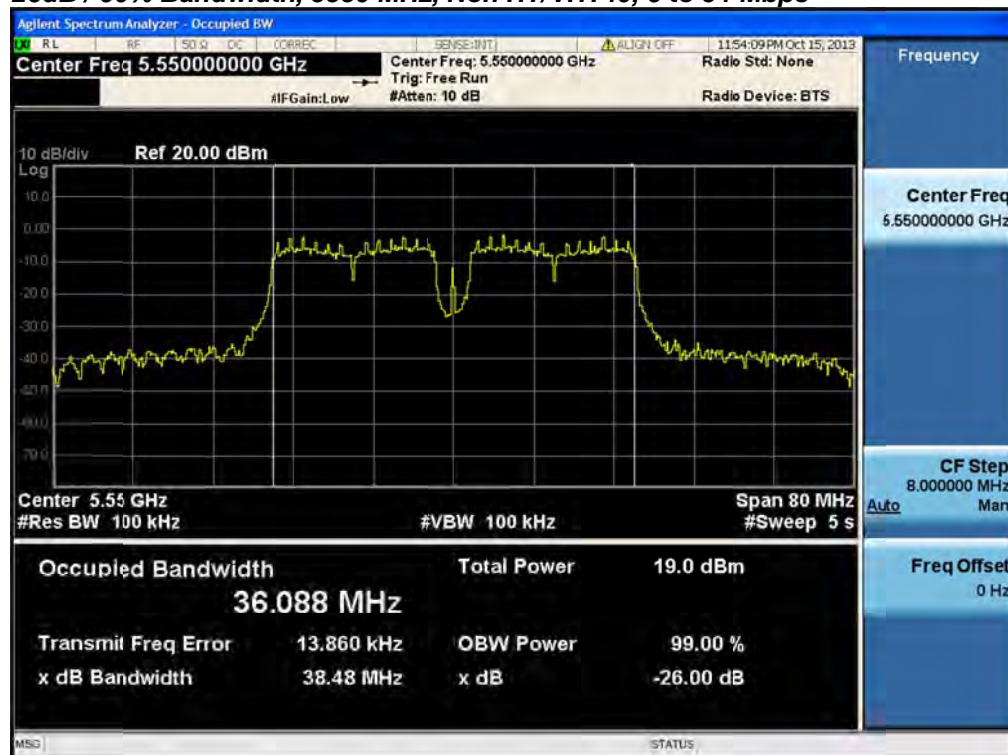


26dB / 99% Bandwidth, 5530 MHz, HT/VHT80, M0 to M23, M0.1 to M9.3

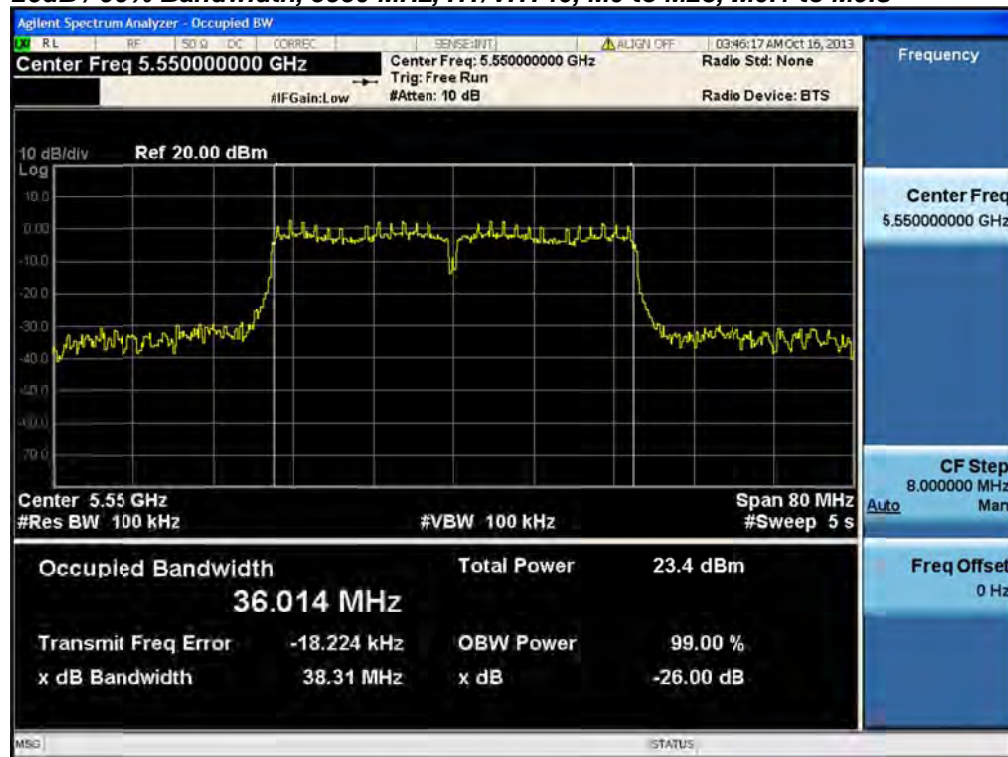




26dB / 99% Bandwidth, 5550 MHz, Non HT/VHT40, 6 to 54 Mbps

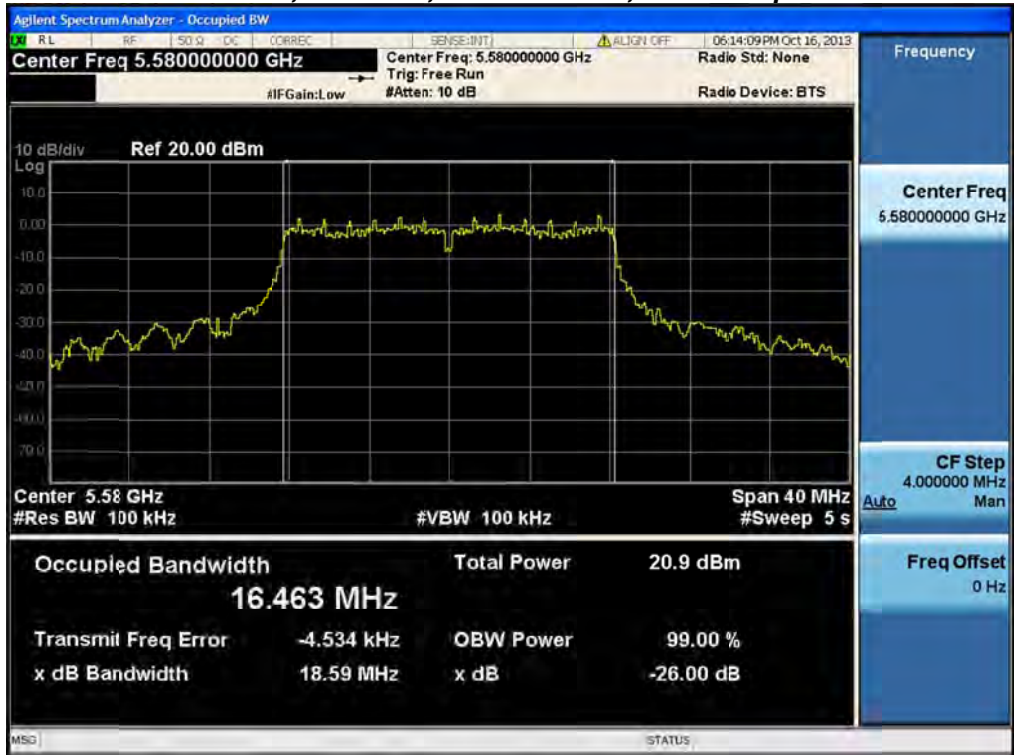


26dB / 99% Bandwidth, 5550 MHz, HT/VHT40, M0 to M23, M0.1 to M9.3

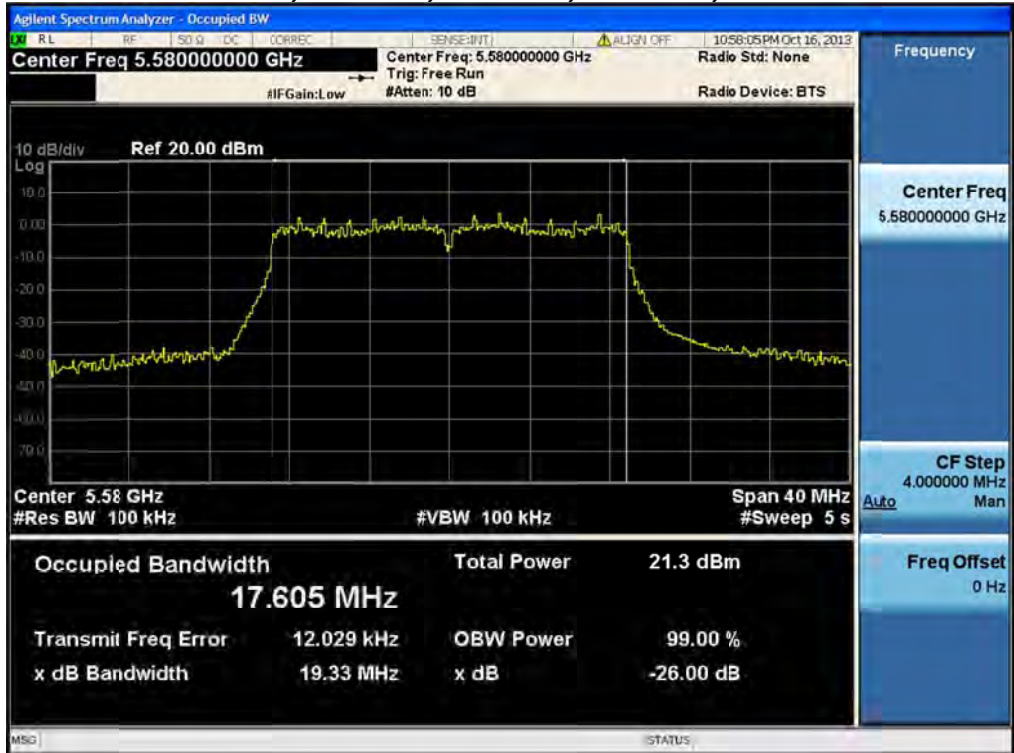




26dB / 99% Bandwidth, 5580 MHz, Non HT/VHT20, 6 to 54 Mbps



26dB / 99% Bandwidth, 5580 MHz, HT/VHT20, M0 to M23, M0.1 to M9.3

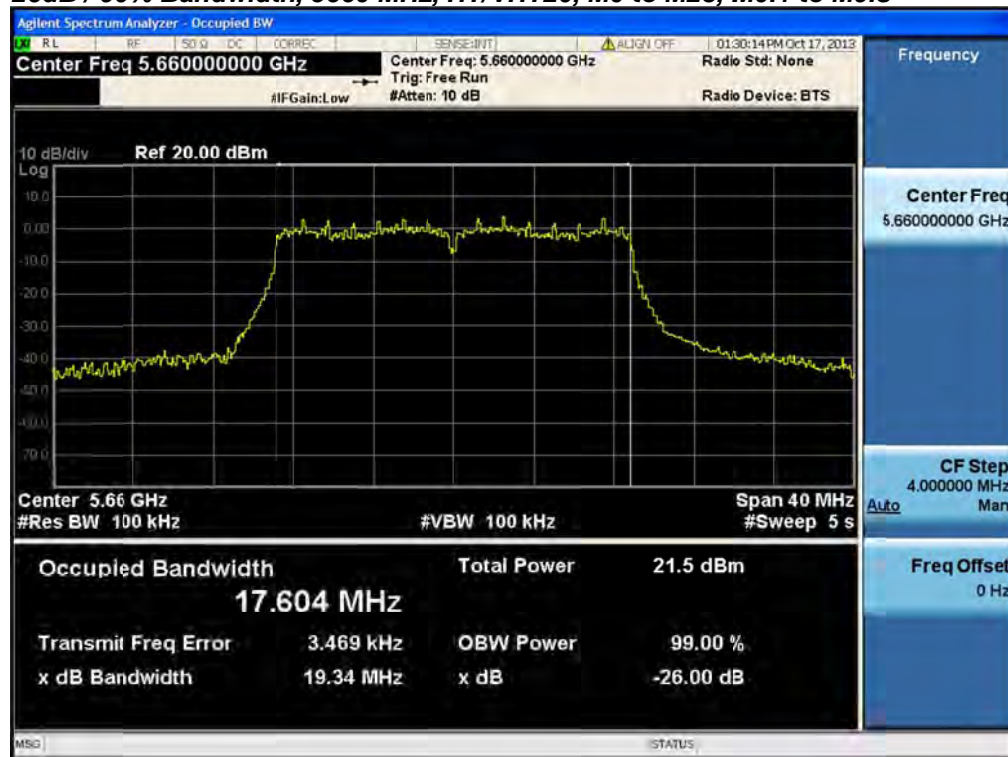




26dB / 99% Bandwidth, 5660 MHz, Non HT/VHT20, 6 to 54 Mbps



26dB / 99% Bandwidth, 5660 MHz, HT/VHT20, M0 to M23, M0.1 to M9.3





26dB / 99% Bandwidth, 5670 MHz, Non HT/VHT40, 6 to 54 Mbps



26dB / 99% Bandwidth, 5670 MHz, HT/VHT40, M0 to M23, M0.1 to M9.3

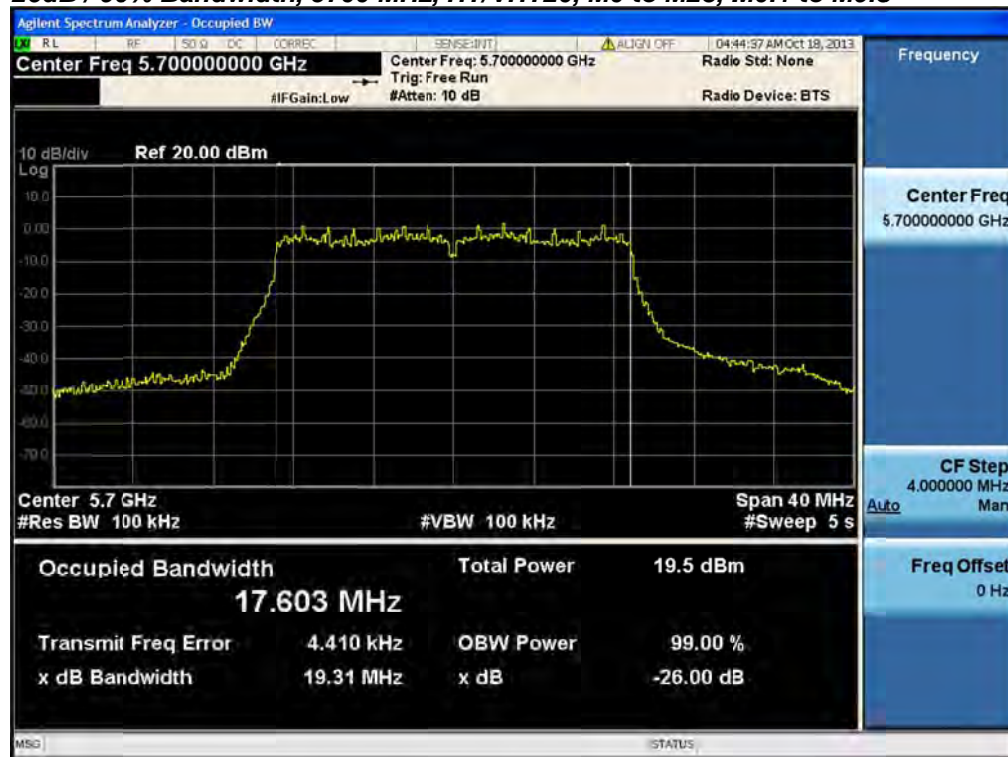




26dB / 99% Bandwidth, 5700 MHz, Non HT/VHT20, 6 to 54 Mbps



26dB / 99% Bandwidth, 5700 MHz, HT/VHT20, M0 to M23, M0.1 to M9.3





Peak Output Power

15.407: For the bands 5.25-5.35 and 5.47-5.725 GHz, the maximum conducted output power over the frequency band of operation shall not exceed the lesser of 250 mW or $11 \text{ dBm} + 10 \log B$, where B is the 26-dB emission bandwidth in MHz. If transmitting antennas of directional gain greater than 6 dBi are used, the maximum conducted output power shall be reduced by the amount in dB that the directional gain of the antenna exceeds 6 dBi.

The smallest 26dB bandwidth for all channels is 18.4 MHz. The maximum conducted output power is calculated as $11\text{dBm}+10*\log(18.4\text{MHz}) = 23.6\text{dBm}$

The maximum supported antenna gain for all bands is 6dBi. The peak correlated gain for each mode is listed in the table below. See the Theory of Operation for details on the correlated gain for each mode.

The “measure-and-sum technique” is used for measuring in-band transmit power of a device. In the measure-and-sum approach, the conducted emission level is measured at each antenna port. The measured results at the various antenna ports are then summed mathematically to determine the total emission level from the device. Summing is performed in linear power units.

Power Spectral Density

15.407: For the bands 5.25-5.35 and 5.47-5.725 GHz, the peak power spectral density shall not exceed 11 dBm in any 1-MHz band. If transmitting antennas of directional gain greater than 6 dBi are used, the peak power spectral density shall be reduced by the amount in dB that the directional gain of the antenna exceeds 6 dBi.

The maximum supported antenna gain is 6dBi. The peak correlated gain for each mode is listed in the table below. See the Theory of Operation for details on the correlated gain for each mode.

The “Measure and add $10 \log(N)$ dB technique”, where N is the number of outputs, is used for measuring in-band Power Spectral Density. With this technique, spectrum measurements are performed at each output of the device, and the quantity $10 \log(4)$ (or 6dB) is added to the worst case spectrum value before comparing to the emission limit.



Connect the antenna port(s) to the spectrum analyzer input. Place the radio in continuous transmit mode. Configure the spectrum analyzer as shown below.

Enable "Channel Power" function of analyzer	
Center Frequency:	Frequency from table below
Span:	20 MHz (must be greater than 26dB bandwidth, adjust as necessary)
Ref Level Offset:	Correct for attenuator and cable loss.
Reference Level:	20 dBm
Attenuation:	20 dB
Sweep Time:	100ms, Single sweep
Resolution Bandwidth:	1 MHz
Video Bandwidth:	3 MHz
Detector:	Sample
Trace:	Trace Average 100 traces in Power Averaging Mode
Integration BW:	=99% BW from 99% Bandwidth Data

After averaging 100 traces of the transmitter waveform on the spectrum analyzer, record the spectrum analyzer Channel Power. Perform a Marker Peak Search function, and record this value as the Power Spectral Density.



Frequency (MHz)	Mode	Tx Paths	Correlated Antenna Gain (dBi)	Tx 1 Max Power (dBm)	Tx 2 Max Power (dBm)	Tx 3 Max Power (dBm)	Tx 4 Max Power (dBm)	Total Tx Channel Power (dBm)	Limit (dBm)	Margin (dB)
5500	Non HT/VHT20, 6 to 54 Mbps	1	6	16.4				16.4	24	7.6
	Non HT/VHT20, 6 to 54 Mbps	2	6	14.2	14.1			17.2	24	6.8
	Non HT/VHT20, 6 to 54 Mbps	3	6	11.0	11.0	10.7		15.7	24	8.3
	Non HT/VHT20, 6 to 54 Mbps	4	6	9.1	8.9	8.8	8.6	14.9	24	9.1
	Non HT/VHT20 Beam Forming, 6 to 54 Mbps	2	9	14.2	14.1			17.2	21	3.8
	Non HT/VHT20 Beam Forming, 6 to 54 Mbps	3	11	10.1	9.9	9.8		14.7	19.2	4.5
	Non HT/VHT20 Beam Forming, 6 to 54 Mbps	4	12	8.2	8.0	7.8	7.6	13.9	18	4.1
	HT/VHT20, M0 to M7, M0.1 to M9.1	1	6	16.8				16.8	24	7.2
	HT/VHT20, M0 to M7, M0.1 to M9.1	2	6	14.3	14.2			17.3	24	6.7
	HT/VHT20, M8 to M15, M0.2 to M9.2	2	6	14.3	14.2			17.3	24	6.7
	HT/VHT20, M0 to M7, M0.1 to M9.1	3	6	12.2	12.1	11.8		16.8	24	7.2
	HT/VHT20, M8 to M15, M0.2 to M9.2	3	6	14.3	14.2	14.0		18.9	24	5.1
	HT/VHT20, M16 to M23, M0.3 to M9.3	3	6	14.3	14.2	14.0		18.9	24	5.1
	HT/VHT20, M0 to M7, M0.1 to M9.1	4	6	9.1	9.0	8.7	8.5	14.9	24	9.1
	HT/VHT20, M8 to M15, M0.2 to M9.2	4	6	12.2	12.1	11.8	11.3	17.9	24	6.1
	HT/VHT20, M16 to M23, M0.3 to M9.3	4	6	14.3	14.2	14.0	13.4	20.0	24	4.0
	HT/VHT20 Beam Forming, M0 to M7, M0.1 to M9.1	2	9	14.3	14.2			17.3	21	3.7
	HT/VHT20 Beam Forming, M8 to M15, M0.2 to M9.2	2	6	14.3	14.2			17.3	24	6.7
	HT/VHT20 Beam Forming, M0 to M7, M0.1 to M9.1	3	11	10.0	10.0	9.7		14.7	19.2	4.5
	HT/VHT20 Beam Forming, M8 to M15, M0.2 to M9.2	3	8	13.3	13.1	12.9		17.9	22.2	4.3
	HT/VHT20 Beam Forming, M16 to M23, M0.3 to M9.3	3	6	14.3	14.2	14.0		18.9	24	5.1
	HT/VHT20 Beam Forming, M0 to M7, M0.1 to M9.1	4	12	8.0	8.0	7.7	7.6	13.8	18	4.2
	HT/VHT20 Beam Forming, M8 to M15, M0.2 to M9.2	4	9	10.9	11.0	10.7	10.4	16.8	21	4.2
	HT/VHT20 Beam Forming, M16 to M23, M0.3 to M9.3	4	7	13.3	13.1	12.9	12.3	18.9	22.8	3.9
HT/VHT20 STBC, M0 to M7, M0.1 to M9.1	2	6	14.3	14.2			17.3	24	6.7	
HT/VHT20 STBC, M0 to M7, M0.1 to M9.1	3	6	14.3	14.2	14.0		18.9	24	5.1	
HT/VHT20 STBC, M0 to M7, M0.1 to M9.1	4	6	12.2	12.1	11.8	11.3	17.9	24	6.1	
5510	Non HT/VHT40, 6 to 54 Mbps	1	6	11.4				11.4	24	12.6
	Non HT/VHT40, 6 to 54 Mbps	2	6	11.4	11.5			14.5	24	9.5
	Non HT/VHT40, 6 to 54 Mbps	3	6	11.4	11.5	11.1		16.1	24	7.9
	Non HT/VHT40, 6 to 54 Mbps	4	6	10.2	10.5	10.0	9.8	16.2	24	7.8
	HT/VHT40, M0 to M7, M0.1 to M9.1	1	6	14.4				14.4	24	9.6
	HT/VHT40, M0 to M7, M0.1 to M9.1	2	6	13.4	13.4			16.4	24	7.6



	HT/VHT40, M8 to M15, M0.2 to M9.2	2	6	13.4	13.4			16.4	24	7.6
	HT/VHT40, M0 to M7, M0.1 to M9.1	3	6	13.4	13.4	13.0		18.0	24	6.0
	HT/VHT40, M8 to M15, M0.2 to M9.2	3	6	13.4	13.4	13.0		18.0	24	6.0
	HT/VHT40, M16 to M23, M0.3 to M9.3	3	6	13.4	13.4	13.0		18.0	24	6.0
	HT/VHT40, M0 to M7, M0.1 to M9.1	4	6	12.1	12.4	12.0	11.5	18.0	24	6.0
	HT/VHT40, M8 to M15, M0.2 to M9.2	4	6	13.4	13.4	13.0	12.5	19.1	24	4.9
	HT/VHT40, M16 to M23, M0.3 to M9.3	4	6	13.4	13.4	13.0	12.5	19.1	24	4.9
	HT/VHT40 Beam Forming, M0 to M7, M0.1 to M9.1	2	9	13.4	13.4			16.4	21	4.6
	HT/VHT40 Beam Forming, M8 to M15, M0.2 to M9.2	2	6	13.4	13.4			16.4	24	7.6
	HT/VHT40 Beam Forming, M0 to M7, M0.1 to M9.1	3	11	10.0	10.2	9.9		14.8	19.2	4.4
	HT/VHT40 Beam Forming, M8 to M15, M0.2 to M9.2	3	8	13.4	13.4	13.0		18.0	22.2	4.2
	HT/VHT40 Beam Forming, M16 to M23, M0.3 to M9.3	3	6	13.4	13.4	13.0		18.0	24	6.0
	HT/VHT40 Beam Forming, M0 to M7, M0.1 to M9.1	4	12	8.0	8.2	7.7	7.9	14.0	18	4.0
	HT/VHT40 Beam Forming, M8 to M15, M0.2 to M9.2	4	9	11.0	11.2	10.9	10.4	16.9	21	4.1
	HT/VHT40 Beam Forming, M16 to M23, M0.3 to M9.3	4	7	13.4	13.4	13.0	12.5	19.1	22.8	3.7
	HT/VHT40 STBC, M0 to M7, M0.1 to M9.1	2	6	13.4	13.4			16.4	24	7.6
	HT/VHT40 STBC, M0 to M7, M0.1 to M9.1	3	6	13.4	13.4	13.0		18.0	24	6.0
	HT/VHT40 STBC, M0 to M7, M0.1 to M9.1	4	6	13.4	13.4	13.0	12.5	19.1	24	4.9
5530	Non HT/VHT80, 6 to 54 Mbps	1	6	11.2				11.2	24	12.8
	Non HT/VHT80, 6 to 54 Mbps	2	6	11.2	11.1			14.2	24	9.8
	Non HT/VHT80, 6 to 54 Mbps	3	6	11.2	11.1	10.7		15.8	24	8.2
	Non HT/VHT80, 6 to 54 Mbps	4	6	11.2	11.1	10.7	10.8	17.0	24	7.0
	HT/VHT80, M0 to M7, M0.1 to M9.1	1	6	14.2				14.2	24	9.8
	HT/VHT80, M0 to M7, M0.1 to M9.1	2	6	13.0	13.1			16.1	24	7.9
	HT/VHT80, M8 to M15, M0.2 to M9.2	2	6	13.0	13.1			16.1	24	7.9
	HT/VHT80, M0 to M7, M0.1 to M9.1	3	6	13.0	13.1	12.8		17.7	24	6.3
	HT/VHT80, M8 to M15, M0.2 to M9.2	3	6	13.0	13.1	12.8		17.7	24	6.3
	HT/VHT80, M16 to M23, M0.3 to M9.3	3	6	13.0	13.1	12.8		17.7	24	6.3
	HT/VHT80, M0 to M7, M0.1 to M9.1	4	6	13.0	13.1	12.8	12.3	18.8	24	5.2
	HT/VHT80, M8 to M15, M0.2 to M9.2	4	6	13.0	13.1	12.8	12.3	18.8	24	5.2
	HT/VHT80, M16 to M23, M0.3 to M9.3	4	6	13.0	13.1	12.8	12.3	18.8	24	5.2
	HT/VHT80 Beam Forming, M0 to M7, M0.1 to M9.1	2	9	13.0	13.1			16.1	21	4.9
	HT/VHT80 Beam Forming, M8 to M15, M0.2 to M9.2	2	6	13.0	13.1			16.1	24	7.9
	HT/VHT80 Beam Forming, M0 to M7, M0.1 to M9.1	3	11	10.1	9.8	9.5		14.6	19.2	4.6
	HT/VHT80 Beam Forming, M8 to M15, M0.2 to M9.2	3	8	13.0	13.1	12.8		17.7	22.2	4.5
	HT/VHT80 Beam Forming, M16 to M23, M0.3 to M9.3	3	6	13.0	13.1	12.8		17.7	24	6.3
	HT/VHT80 Beam Forming, M0 to M7, M0.1 to M9.1	4	12	8.1	7.8	7.5	7.5	13.8	18	4.2
	HT/VHT80 Beam Forming, M8 to M15, M0.2 to M9.2	4	9	11.0	10.9	10.5	10.3	16.7	21	4.3
HT/VHT80 Beam Forming, M16 to M23, M0.3 to M9.3	4	7	13.0	13.1	12.8	12.3	18.8	22.8	4.0	
HT/VHT80 STBC, M0 to M7, M0.1 to M9.1	2	6	13.0	13.1			16.1	24	7.9	



	HT/VHT80 STBC, M0 to M7, M0.1 to M9.1	3	6	13.0	13.1	12.8		17.7	24	6.3
	HT/VHT80 STBC, M0 to M7, M0.1 to M9.1	4	6	13.0	13.1	12.8	12.3	18.8	24	5.2
5550	Non HT/VHT40, 6 to 54 Mbps	1	6	16.9				16.9	24	7.1
	Non HT/VHT40, 6 to 54 Mbps	2	6	16.9	17.0			20.0	24	4.0
	Non HT/VHT40, 6 to 54 Mbps	3	6	14.4	14.4	14.1		19.1	24	4.9
	Non HT/VHT40, 6 to 54 Mbps	4	6	12.2	11.9	11.5	11.4	17.8	24	6.2
	HT/VHT40, M0 to M7, M0.1 to M9.1	1	6	16.5				16.5	24	7.5
	HT/VHT40, M0 to M7, M0.1 to M9.1	2	6	16.5	16.4			19.5	24	4.5
	HT/VHT40, M8 to M15, M0.2 to M9.2	2	6	16.5	16.4			19.5	24	4.5
	HT/VHT40, M0 to M7, M0.1 to M9.1	3	6	14.2	13.7	13.5		18.6	24	5.4
	HT/VHT40, M8 to M15, M0.2 to M9.2	3	6	15.2	15.2	15.0		19.9	24	4.1
	HT/VHT40, M16 to M23, M0.3 to M9.3	3	6	15.2	15.2	15.0		19.9	24	4.1
	HT/VHT40, M0 to M7, M0.1 to M9.1	4	6	11.9	11.7	11.5	11.0	17.6	24	6.4
	HT/VHT40, M8 to M15, M0.2 to M9.2	4	6	14.2	13.7	13.5	13.1	19.7	24	4.3
	HT/VHT40, M16 to M23, M0.3 to M9.3	4	6	14.2	13.7	13.5	13.1	19.7	24	4.3
	HT/VHT40 Beam Forming, M0 to M7, M0.1 to M9.1	2	9	14.2	13.7			17.0	21	4.0
	HT/VHT40 Beam Forming, M8 to M15, M0.2 to M9.2	2	6	16.5	16.4			19.5	24	4.5
	HT/VHT40 Beam Forming, M0 to M7, M0.1 to M9.1	3	11	9.7	9.6	9.5		14.4	19.2	4.8
	HT/VHT40 Beam Forming, M8 to M15, M0.2 to M9.2	3	8	13.0	12.8	12.5		17.5	22.2	4.7
	HT/VHT40 Beam Forming, M16 to M23, M0.3 to M9.3	3	6	15.2	15.2	15.0		19.9	24	4.1
	HT/VHT40 Beam Forming, M0 to M7, M0.1 to M9.1	4	12	7.8	7.7	7.5	7.5	13.6	18	4.4
	HT/VHT40 Beam Forming, M8 to M15, M0.2 to M9.2	4	9	10.8	10.7	10.5	10.1	16.6	21	4.4
HT/VHT40 Beam Forming, M16 to M23, M0.3 to M9.3	4	7	13.0	12.8	12.5	12.0	18.6	22.8	4.2	
HT/VHT40 STBC, M0 to M7, M0.1 to M9.1	2	6	16.5	16.4			19.5	24	4.5	
HT/VHT40 STBC, M0 to M7, M0.1 to M9.1	3	6	15.2	15.2	15.0		19.9	24	4.1	
HT/VHT40 STBC, M0 to M7, M0.1 to M9.1	4	6	14.2	13.7	13.5	13.1	19.7	24	4.3	
5580	Non HT/VHT20, 6 to 54 Mbps	1	6	15.5				15.5	24	8.5
	Non HT/VHT20, 6 to 54 Mbps	2	6	14.3	14.4			17.4	24	6.6
	Non HT/VHT20, 6 to 54 Mbps	3	6	11.0	10.8	10.6		15.6	24	8.4
	Non HT/VHT20, 6 to 54 Mbps	4	6	9.0	8.8	8.6	8.2	14.7	24	9.3
	Non HT/VHT20 Beam Forming, 6 to 54 Mbps	2	9	13.3	12.9			16.1	21	4.9
	Non HT/VHT20 Beam Forming, 6 to 54 Mbps	3	11	9.0	8.8	8.6		13.6	19.2	5.6
	Non HT/VHT20 Beam Forming, 6 to 54 Mbps	4	12	7.2	6.8	6.6	6.4	12.8	18	5.2
	HT/VHT20, M0 to M7, M0.1 to M9.1	1	6	15.6				15.6	24	8.4
	HT/VHT20, M0 to M7, M0.1 to M9.1	2	6	14.3	14.3			17.3	24	6.7
	HT/VHT20, M8 to M15, M0.2 to M9.2	2	6	15.6	15.4			18.5	24	5.5
	HT/VHT20, M0 to M7, M0.1 to M9.1	3	6	11.0	10.7	10.4		15.5	24	8.5
	HT/VHT20, M8 to M15, M0.2 to M9.2	3	6	14.3	14.3	13.8		18.9	24	5.1
	HT/VHT20, M16 to M23, M0.3 to M9.3	3	6	14.3	14.3	13.8		18.9	24	5.1



	HT/VHT20, M0 to M7, M0.1 to M9.1	4	6	8.8	8.6	8.2	8.1	14.5	24	9.5
	HT/VHT20, M8 to M15, M0.2 to M9.2	4	6	12.1	11.7	11.3	11.1	17.6	24	6.4
	HT/VHT20, M16 to M23, M0.3 to M9.3	4	6	13.2	12.8	12.5	12.1	18.7	24	5.3
	HT/VHT20 Beam Forming, M0 to M7, M0.1 to M9.1	2	9	13.2	12.8			16.0	21	5.0
	HT/VHT20 Beam Forming, M8 to M15, M0.2 to M9.2	2	6	15.6	15.4			18.5	24	5.5
	HT/VHT20 Beam Forming, M0 to M7, M0.1 to M9.1	3	11	8.8	8.6	8.2		13.3	19.2	5.9
	HT/VHT20 Beam Forming, M8 to M15, M0.2 to M9.2	3	8	12.1	11.7	11.3		16.5	22.2	5.7
	HT/VHT20 Beam Forming, M16 to M23, M0.3 to M9.3	3	6	14.3	14.3	13.8		18.9	24	5.1
	HT/VHT20 Beam Forming, M0 to M7, M0.1 to M9.1	4	12	6.9	6.7	6.3	6.3	12.6	18	5.4
	HT/VHT20 Beam Forming, M8 to M15, M0.2 to M9.2	4	9	9.9	9.6	9.4	9.1	15.5	21	5.5
	HT/VHT20 Beam Forming, M16 to M23, M0.3 to M9.3	4	7	12.1	11.7	11.3	11.1	17.6	22.8	5.2
	HT/VHT20 STBC, M0 to M7, M0.1 to M9.1	2	6	15.6	15.4			18.5	24	5.5
	HT/VHT20 STBC, M0 to M7, M0.1 to M9.1	3	6	14.3	14.3	13.8		18.9	24	5.1
	HT/VHT20 STBC, M0 to M7, M0.1 to M9.1	4	6	12.1	11.7	11.3	11.1	17.6	24	6.4
5660	Non HT/VHT20, 6 to 54 Mbps	1	6	15.9				15.9	24	8.1
	Non HT/VHT20, 6 to 54 Mbps	2	6	14.7	14.7			17.7	24	6.3
	Non HT/VHT20, 6 to 54 Mbps	3	6	11.5	11.6	11.3		16.2	24	7.8
	Non HT/VHT20, 6 to 54 Mbps	4	6	8.6	8.5	8.3	8.0	14.4	24	9.6
	Non HT/VHT20 Beam Forming, 6 to 54 Mbps	2	9	13.5	13.6			16.6	21	4.4
	Non HT/VHT20 Beam Forming, 6 to 54 Mbps	3	11	9.6	9.5	9.2		14.2	19.2	5.0
	Non HT/VHT20 Beam Forming, 6 to 54 Mbps	4	12	7.6	7.5	7.2	7.1	13.4	18	4.6
	HT/VHT20, M0 to M7, M0.1 to M9.1	1	6	16.0				16.0	24	8.0
	HT/VHT20, M0 to M7, M0.1 to M9.1	2	6	14.9	14.8			17.9	24	6.1
	HT/VHT20, M8 to M15, M0.2 to M9.2	2	6	16.0	16.2			19.1	24	4.9
	HT/VHT20, M0 to M7, M0.1 to M9.1	3	6	11.6	11.6	11.3		16.3	24	7.7
	HT/VHT20, M8 to M15, M0.2 to M9.2	3	6	14.9	14.8	14.5		19.5	24	4.5
	HT/VHT20, M16 to M23, M0.3 to M9.3	3	6	14.9	14.8	14.5		19.5	24	4.5
	HT/VHT20, M0 to M7, M0.1 to M9.1	4	6	9.7	9.6	9.2	9.0	15.4	24	8.6
	HT/VHT20, M8 to M15, M0.2 to M9.2	4	6	12.6	12.7	12.3	11.9	18.4	24	5.6
	HT/VHT20, M16 to M23, M0.3 to M9.3	4	6	13.9	13.7	13.4	13.1	19.6	24	4.4
	HT/VHT20 Beam Forming, M0 to M7, M0.1 to M9.1	2	9	13.9	13.7			16.8	21	4.2
	HT/VHT20 Beam Forming, M8 to M15, M0.2 to M9.2	2	6	16.0	16.2			19.1	24	4.9
	HT/VHT20 Beam Forming, M0 to M7, M0.1 to M9.1	3	11	9.7	9.6	9.2		14.3	19.2	4.9
	HT/VHT20 Beam Forming, M8 to M15, M0.2 to M9.2	3	8	12.6	12.7	12.3		17.3	22.2	4.9
HT/VHT20 Beam Forming, M16 to M23, M0.3 to M9.3	3	6	14.9	14.8	14.5		19.5	24	4.5	
HT/VHT20 Beam Forming, M0 to M7, M0.1 to M9.1	4	12	7.7	7.6	7.2	7.3	13.5	18	4.5	
HT/VHT20 Beam Forming, M8 to M15, M0.2 to M9.2	4	9	10.6	10.7	10.3	10.1	16.5	21	4.5	
HT/VHT20 Beam Forming, M16 to M23, M0.3 to M9.3	4	7	12.6	12.7	12.3	11.9	18.4	22.8	4.4	
HT/VHT20 STBC, M0 to M7, M0.1 to M9.1	2	6	16.0	16.2			19.1	24	4.9	
HT/VHT20 STBC, M0 to M7, M0.1 to M9.1	3	6	14.9	14.8	14.5		19.5	24	4.5	



	HT/VHT20 STBC, M0 to M7, M0.1 to M9.1	4	6	12.6	12.7	12.3	11.9	18.4	24	5.6
5670	Non HT/VHT40, 6 to 54 Mbps	1	6	12.2				12.2	24	11.8
	Non HT/VHT40, 6 to 54 Mbps	2	6	16.9	17.2			20.1	24	3.9
	Non HT/VHT40, 6 to 54 Mbps	3	6	14.6	14.6	14.2		19.2	24	4.8
	Non HT/VHT40, 6 to 54 Mbps	4	6	12.2	12.2	11.9	11.6	18.0	24	6.0
	HT/VHT40, M0 to M7, M0.1 to M9.1	1	6	16.4				16.4	24	7.6
	HT/VHT40, M0 to M7, M0.1 to M9.1	2	6	16.4	16.5			19.5	24	4.5
	HT/VHT40, M8 to M15, M0.2 to M9.2	2	6	16.4	16.5			19.5	24	4.5
	HT/VHT40, M0 to M7, M0.1 to M9.1	3	6	15.3	15.1	14.9		19.9	24	4.1
	HT/VHT40, M8 to M15, M0.2 to M9.2	3	6	15.3	15.1	14.9		19.9	24	4.1
	HT/VHT40, M16 to M23, M0.3 to M9.3	3	6	15.3	15.1	14.9		19.9	24	4.1
	HT/VHT40, M0 to M7, M0.1 to M9.1	4	6	12.0	11.9	11.7	11.3	17.8	24	6.2
	HT/VHT40, M8 to M15, M0.2 to M9.2	4	6	14.1	14.0	13.8	13.3	19.8	24	4.2
	HT/VHT40, M16 to M23, M0.3 to M9.3	4	6	14.1	14.0	13.8	13.3	19.8	24	4.2
	HT/VHT40 Beam Forming, M0 to M7, M0.1 to M9.1	2	9	14.1	14.0			17.1	21	3.9
	HT/VHT40 Beam Forming, M8 to M15, M0.2 to M9.2	2	6	16.4	16.5			19.5	24	4.5
	HT/VHT40 Beam Forming, M0 to M7, M0.1 to M9.1	3	11	10.0	9.9	9.6		14.6	19.2	4.6
	HT/VHT40 Beam Forming, M8 to M15, M0.2 to M9.2	3	8	13.0	12.9	12.8		17.7	22.2	4.5
	HT/VHT40 Beam Forming, M16 to M23, M0.3 to M9.3	3	6	15.3	15.1	14.9		19.9	24	4.1
	HT/VHT40 Beam Forming, M0 to M7, M0.1 to M9.1	4	12	8.1	7.9	7.6	7.3	13.8	18	4.2
	HT/VHT40 Beam Forming, M8 to M15, M0.2 to M9.2	4	9	11.0	10.8	10.7	10.3	16.7	21	4.3
HT/VHT40 Beam Forming, M16 to M23, M0.3 to M9.3	4	7	13.0	12.9	12.8	12.3	18.8	22.8	4.0	
HT/VHT40 STBC, M0 to M7, M0.1 to M9.1	2	6	16.4	16.5			19.5	24	4.5	
HT/VHT40 STBC, M0 to M7, M0.1 to M9.1	3	6	15.3	15.1	14.9		19.9	24	4.1	
HT/VHT40 STBC, M0 to M7, M0.1 to M9.1	4	6	14.1	14.0	13.8	13.3	19.8	24	4.2	
5700	Non HT/VHT20, 6 to 54 Mbps	1	6	15.0				15.0	24	9.0
	Non HT/VHT20, 6 to 54 Mbps	2	6	14.1	13.8			17.0	24	7.0
	Non HT/VHT20, 6 to 54 Mbps	3	6	11.1	10.7	10.8		15.6	24	8.4
	Non HT/VHT20, 6 to 54 Mbps	4	6	9.1	8.6	8.8	8.2	14.7	24	9.3
	Non HT/VHT20 Beam Forming, 6 to 54 Mbps	2	9	13.0	12.6			15.8	21	5.2
	Non HT/VHT20 Beam Forming, 6 to 54 Mbps	3	11	10.1	9.5	9.8		14.6	19.2	4.6
	Non HT/VHT20 Beam Forming, 6 to 54 Mbps	4	12	8.1	7.9	7.9	7.4	13.9	18	4.1
	HT/VHT20, M0 to M7, M0.1 to M9.1	1	6	14.0				14.0	24	10.0
	HT/VHT20, M0 to M7, M0.1 to M9.1	2	6	12.9	12.5			15.7	24	8.3
	HT/VHT20, M8 to M15, M0.2 to M9.2	2	6	12.9	12.5			15.7	24	8.3
	HT/VHT20, M0 to M7, M0.1 to M9.1	3	6	11.9	11.4	11.6		16.4	24	7.6
	HT/VHT20, M8 to M15, M0.2 to M9.2	3	6	12.9	12.5	12.6		17.4	24	6.6
	HT/VHT20, M16 to M23, M0.3 to M9.3	3	6	12.9	12.5	12.6		17.4	24	6.6
	HT/VHT20, M0 to M7, M0.1 to M9.1	4	6	8.9	8.4	8.6	7.9	14.5	24	9.5



HT/VHT20, M8 to M15, M0.2 to M9.2	4	6	11.9	11.4	11.6	10.9	17.5	24	6.5
HT/VHT20, M16 to M23, M0.3 to M9.3	4	6	12.9	12.5	12.6	11.8	18.5	24	5.5
HT/VHT20 Beam Forming, M0 to M7, M0.1 to M9.1	2	9	12.9	12.5			15.7	21	5.3
HT/VHT20 Beam Forming, M8 to M15, M0.2 to M9.2	2	6	12.9	12.5			15.7	24	8.3
HT/VHT20 Beam Forming, M0 to M7, M0.1 to M9.1	3	11	9.7	9.4	9.5		14.3	19.2	4.9
HT/VHT20 Beam Forming, M8 to M15, M0.2 to M9.2	3	8	12.9	12.5	12.6		17.4	22.2	4.8
HT/VHT20 Beam Forming, M16 to M23, M0.3 to M9.3	3	6	12.9	12.5	12.6		17.4	24	6.6
HT/VHT20 Beam Forming, M0 to M7, M0.1 to M9.1	4	12	8.0	7.4	7.7	7.2	13.6	18	4.4
HT/VHT20 Beam Forming, M8 to M15, M0.2 to M9.2	4	9	11.0	10.5	10.7	9.9	16.6	21	4.4
HT/VHT20 Beam Forming, M16 to M23, M0.3 to M9.3	4	7	12.9	12.5	12.6	11.8	18.5	22.8	4.3
HT/VHT20 STBC, M0 to M7, M0.1 to M9.1	2	6	12.9	12.5			15.7	24	8.3
HT/VHT20 STBC, M0 to M7, M0.1 to M9.1	3	6	12.9	12.5	12.6		17.4	24	6.6
HT/VHT20 STBC, M0 to M7, M0.1 to M9.1	4	6	11.9	11.4	11.6	10.9	17.5	24	6.5



Frequency (MHz)	Mode	Tx Paths	Correlated Antenna Gain (dBi)	Tx 1 PSD (dBm/MHz)	Tx 2 PSD (dBm/MHz)	Tx 3 PSD (dBm/MHz)	Tx 4 PSD (dBm/MHz)	Total PSD (dBm/MHz)	Limit (dBm/MHz)	Margin (dB)
5500	Non HT/VHT20, 6 to 54 Mbps	1	6	6.2				6.2	11.0	4.8
	Non HT/VHT20, 6 to 54 Mbps	2	9	3.9	3.7			6.8	8.0	1.2
	Non HT/VHT20, 6 to 54 Mbps	3	11	0.8	0.6	0.6		5.4	6.2	0.8
	Non HT/VHT20, 6 to 54 Mbps	4	12	-1.0	-1.5	-1.4	-1.8	4.6	5.0	0.4
	Non HT/VHT20 Beam Forming, 6 to 54 Mbps	2	9	3.9	3.7			6.8	8.0	1.2
	Non HT/VHT20 Beam Forming, 6 to 54 Mbps	3	11	-0.1	-0.3	-0.4		4.5	6.2	1.7
	Non HT/VHT20 Beam Forming, 6 to 54 Mbps	4	12	-2.1	-2.5	-2.5	-2.4	3.6	5.0	1.3
	HT/VHT20, M0 to M7, M0.1 to M9.1	1	6	6.0				6.0	11.0	5.0
	HT/VHT20, M0 to M7, M0.1 to M9.1	2	9	3.6	3.6			6.6	8.0	1.4
	HT/VHT20, M8 to M15, M0.2 to M9.2	2	6	6.0	6.1			9.1	11.0	1.9
	HT/VHT20, M0 to M7, M0.1 to M9.1	3	11	1.7	1.4	1.2		6.2	6.2	0.0
	HT/VHT20, M8 to M15, M0.2 to M9.2	3	8	3.6	3.6	3.3		8.3	9.2	1.0
	HT/VHT20, M16 to M23, M0.3 to M9.3	3	6	4.9	5.1	4.8		9.7	11.0	1.3
	HT/VHT20, M0 to M7, M0.1 to M9.1	4	12	-1.4	-1.5	-1.9	-2.0	4.3	5.0	0.7
	HT/VHT20, M8 to M15, M0.2 to M9.2	4	9	1.7	1.4	1.2	1.0	7.4	8.0	0.6
	HT/VHT20, M16 to M23, M0.3 to M9.3	4	7	3.6	3.6	3.3	2.9	9.4	9.8	0.4
	HT/VHT20 Beam Forming, M0 to M7, M0.1 to M9.1	2	9	3.6	3.6			6.6	8.0	1.4
	HT/VHT20 Beam Forming, M8 to M15, M0.2 to M9.2	2	6	6.0	6.1			9.1	11.0	1.9
	HT/VHT20 Beam Forming, M0 to M7, M0.1 to M9.1	3	11	-0.4	-0.6	-0.9		4.1	6.2	2.1
	HT/VHT20 Beam Forming, M8 to M15, M0.2 to M9.2	3	8	2.8	2.5	2.2		7.3	9.2	2.0
	HT/VHT20 Beam Forming, M16 to M23, M0.3 to M9.3	3	6	4.9	5.1	4.8		9.7	11.0	1.3
	HT/VHT20 Beam Forming, M0 to M7, M0.1 to M9.1	4	12	-2.6	-2.2	-2.7	-3.0	3.4	5.0	1.6
	HT/VHT20 Beam Forming, M8 to M15, M0.2 to M9.2	4	9	0.3	0.3	-0.1	-0.4	6.1	8.0	1.9
HT/VHT20 Beam Forming, M16 to M23, M0.3 to M9.3	4	7	2.8	2.5	2.2	1.7	8.3	9.8	1.4	
HT/VHT20 STBC, M0 to M7, M0.1 to M9.1	2	6	6.0	6.1			9.1	11.0	1.9	
HT/VHT20 STBC, M0 to M7, M0.1 to M9.1	3	8	3.6	3.6	3.3		8.3	9.2	1.0	
HT/VHT20 STBC, M0 to M7, M0.1 to M9.1	4	9	1.7	1.4	1.2	1.0	7.4	8.0	0.6	
5510	Non HT/VHT40, 6 to 54 Mbps	1	6	4.1				4.1	11.0	6.9
	Non HT/VHT40, 6 to 54 Mbps	2	9	1.3	1.6			4.5	8.0	3.5
	Non HT/VHT40, 6 to 54 Mbps	3	11	0.4	0.4	-0.1		5.0	6.2	1.2
	Non HT/VHT40, 6 to 54 Mbps	4	12	-2.1	-1.7	-2.2	-2.6	3.9	5.0	1.1
	HT/VHT40, M0 to M7, M0.1 to M9.1	1	6	1.8				1.8	11.0	9.2
	HT/VHT40, M0 to M7, M0.1 to M9.1	2	9	1.8	2.0			4.9	8.0	3.1



	HT/VHT40, M8 to M15, M0.2 to M9.2	2	6	1.8	2.0			4.9	11.0	6.1
	HT/VHT40, M0 to M7, M0.1 to M9.1	3	11	0.8	0.9	0.5		5.5	6.2	0.7
	HT/VHT40, M8 to M15, M0.2 to M9.2	3	8	0.8	0.9	0.5		5.5	9.2	3.7
	HT/VHT40, M16 to M23, M0.3 to M9.3	3	6	0.8	0.9	0.5		5.5	11.0	5.5
	HT/VHT40, M0 to M7, M0.1 to M9.1	4	12	-1.2	-1.1	-1.4	-2.1	4.6	5.0	0.4
	HT/VHT40, M8 to M15, M0.2 to M9.2	4	9	0.8	0.9	0.5	-0.2	6.5	8.0	1.4
	HT/VHT40, M16 to M23, M0.3 to M9.3	4	7	0.8	0.9	0.5	-0.2	6.5	9.8	3.2
	HT/VHT40 Beam Forming, M0 to M7, M0.1 to M9.1	2	9	0.8	0.9			3.9	8.0	4.1
	HT/VHT40 Beam Forming, M8 to M15, M0.2 to M9.2	2	6	1.8	2.0			4.9	11.0	6.1
	HT/VHT40 Beam Forming, M0 to M7, M0.1 to M9.1	3	11	-3.6	-3.2	-3.7		1.3	6.2	5.0
	HT/VHT40 Beam Forming, M8 to M15, M0.2 to M9.2	3	8	-0.5	-0.2	-0.5		4.4	9.2	4.9
	HT/VHT40 Beam Forming, M16 to M23, M0.3 to M9.3	3	6	0.8	0.9	0.5		5.5	11.0	5.5
	HT/VHT40 Beam Forming, M0 to M7, M0.1 to M9.1	4	12	-5.6	-5.6	-5.7	-5.7	0.4	5.0	4.6
	HT/VHT40 Beam Forming, M8 to M15, M0.2 to M9.2	4	9	-2.7	-2.2	-2.9	-3.3	3.3	8.0	4.7
	HT/VHT40 Beam Forming, M16 to M23, M0.3 to M9.3	4	7	-0.5	-0.2	-0.5	-1.2	5.4	9.8	4.3
	HT/VHT40 STBC, M0 to M7, M0.1 to M9.1	2	6	1.8	2.0			4.9	11.0	6.1
	HT/VHT40 STBC, M0 to M7, M0.1 to M9.1	3	8	0.8	0.9	0.5		5.5	9.2	3.7
	HT/VHT40 STBC, M0 to M7, M0.1 to M9.1	4	9	0.8	0.9	0.5	-0.2	6.5	8.0	1.4
5530	Non HT/VHT80, 6 to 54 Mbps	1	6	-1.2				-1.2	11.0	12.2
	Non HT/VHT80, 6 to 54 Mbps	2	9	-2.3	-2.1			0.8	8.0	7.2
	Non HT/VHT80, 6 to 54 Mbps	3	11	-2.3	-2.1	-2.6		2.4	6.2	3.8
	Non HT/VHT80, 6 to 54 Mbps	4	12	-2.3	-2.1	-2.6	-3.1	3.5	5.0	1.5
	HT/VHT80, M0 to M7, M0.1 to M9.1	1	6	-0.5				-0.5	11.0	11.5
	HT/VHT80, M0 to M7, M0.1 to M9.1	2	9	-0.5	-0.5			2.5	8.0	5.5
	HT/VHT80, M8 to M15, M0.2 to M9.2	2	6	-0.5	-0.5			2.5	11.0	8.5
	HT/VHT80, M0 to M7, M0.1 to M9.1	3	11	-3.1	-3.1	-3.1		1.7	6.2	4.6
	HT/VHT80, M8 to M15, M0.2 to M9.2	3	8	-3.1	-3.1	-3.1		1.7	9.2	7.6
	HT/VHT80, M16 to M23, M0.3 to M9.3	3	6	-3.1	-3.1	-3.1		1.7	11.0	9.3
	HT/VHT80, M0 to M7, M0.1 to M9.1	4	12	-3.1	-3.1	-3.1	-3.9	2.7	5.0	2.2
	HT/VHT80, M8 to M15, M0.2 to M9.2	4	9	-3.1	-3.1	-3.1	-3.9	2.7	8.0	5.3
	HT/VHT80, M16 to M23, M0.3 to M9.3	4	7	-3.1	-3.1	-3.1	-3.9	2.7	9.8	7.0
	HT/VHT80 Beam Forming, M0 to M7, M0.1 to M9.1	2	9	-3.1	-3.1			-0.1	8.0	8.1
	HT/VHT80 Beam Forming, M8 to M15, M0.2 to M9.2	2	6	-0.5	-0.5			2.5	11.0	8.5
	HT/VHT80 Beam Forming, M0 to M7, M0.1 to M9.1	3	11	-7.4	-7.2	-7.8		-2.7	6.2	8.9
	HT/VHT80 Beam Forming, M8 to M15, M0.2 to M9.2	3	8	-4.4	-4.3	-4.6		0.3	9.2	8.9
	HT/VHT80 Beam Forming, M16 to M23, M0.3 to M9.3	3	6	-3.1	-3.1	-3.1		1.7	11.0	9.3
	HT/VHT80 Beam Forming, M0 to M7, M0.1 to M9.1	4	12	-9.3	-9.1	-9.7	-9.6	-3.4	5.0	8.4
	HT/VHT80 Beam Forming, M8 to M15, M0.2 to M9.2	4	9	-6.2	-6.3	-7.1	-6.6	-0.5	8.0	8.5
HT/VHT80 Beam Forming, M16 to M23, M0.3 to M9.3	4	7	-4.4	-4.3	-4.6	-5.0	1.5	9.8	8.3	
HT/VHT80 STBC, M0 to M7, M0.1 to M9.1	2	6	-0.5	-0.5			2.5	11.0	8.5	



	HT/VHT80 STBC, M0 to M7, M0.1 to M9.1	3	8	-3.1	-3.1	-3.1		1.7	9.2	7.6
	HT/VHT80 STBC, M0 to M7, M0.1 to M9.1	4	9	-3.1	-3.1	-3.1	-3.9	2.7	8.0	5.3
5550	Non HT/VHT40, 6 to 54 Mbps	1	6	3.8				3.8	11.0	7.2
	Non HT/VHT40, 6 to 54 Mbps	2	9	3.8	3.9			6.9	8.0	1.1
	Non HT/VHT40, 6 to 54 Mbps	3	11	1.1	1.0	0.9		5.8	6.2	0.5
	Non HT/VHT40, 6 to 54 Mbps	4	12	-1.1	-1.5	-1.5	-1.8	4.6	5.0	0.4
	HT/VHT40, M0 to M7, M0.1 to M9.1	1	6	2.7				2.7	11.0	8.3
	HT/VHT40, M0 to M7, M0.1 to M9.1	2	9	2.7	3.1			5.9	8.0	2.1
	HT/VHT40, M8 to M15, M0.2 to M9.2	2	6	2.7	3.1			5.9	11.0	5.1
	HT/VHT40, M0 to M7, M0.1 to M9.1	3	11	0.5	0.2	-0.1		5.0	6.2	1.3
	HT/VHT40, M8 to M15, M0.2 to M9.2	3	8	1.5	1.6	1.3		6.2	9.2	3.0
	HT/VHT40, M16 to M23, M0.3 to M9.3	3	6	1.5	1.6	1.3		6.2	11.0	4.8
	HT/VHT40, M0 to M7, M0.1 to M9.1	4	12	-1.7	-1.9	-2.1	-2.5	4.0	5.0	1.0
	HT/VHT40, M8 to M15, M0.2 to M9.2	4	9	0.5	0.2	-0.1	-0.1	6.2	8.0	1.8
	HT/VHT40, M16 to M23, M0.3 to M9.3	4	7	0.5	0.2	-0.1	-0.1	6.2	9.8	3.6
	HT/VHT40 Beam Forming, M0 to M7, M0.1 to M9.1	2	9	0.5	0.2			3.4	8.0	4.6
	HT/VHT40 Beam Forming, M8 to M15, M0.2 to M9.2	2	6	2.7	3.1			5.9	11.0	5.1
	HT/VHT40 Beam Forming, M0 to M7, M0.1 to M9.1	3	11	-4.0	-4.1	-4.2		0.7	6.2	5.6
	HT/VHT40 Beam Forming, M8 to M15, M0.2 to M9.2	3	8	-0.6	-0.6	-0.9		4.1	9.2	5.2
	HT/VHT40 Beam Forming, M16 to M23, M0.3 to M9.3	3	6	1.5	1.6	1.3		6.2	11.0	4.8
	HT/VHT40 Beam Forming, M0 to M7, M0.1 to M9.1	4	12	-5.8	-5.9	-6.3	-6.0	0.0	5.0	5.0
	HT/VHT40 Beam Forming, M8 to M15, M0.2 to M9.2	4	9	-2.9	-2.8	-3.0	-3.5	3.0	8.0	5.0
HT/VHT40 Beam Forming, M16 to M23, M0.3 to M9.3	4	7	-0.6	-0.6	-0.9	-1.5	5.1	9.8	4.6	
HT/VHT40 STBC, M0 to M7, M0.1 to M9.1	2	6	2.7	3.1			5.9	11.0	5.1	
HT/VHT40 STBC, M0 to M7, M0.1 to M9.1	3	8	1.5	1.6	1.3		6.2	9.2	3.0	
HT/VHT40 STBC, M0 to M7, M0.1 to M9.1	4	9	0.5	0.2	-0.1	-0.1	6.2	8.0	1.8	
5580	Non HT/VHT20, 6 to 54 Mbps	1	6	5.4				5.4	11.0	5.6
	Non HT/VHT20, 6 to 54 Mbps	2	9	4.1	4.0			7.1	8.0	0.9
	Non HT/VHT20, 6 to 54 Mbps	3	11	0.8	0.4	0.8		5.4	6.2	0.8
	Non HT/VHT20, 6 to 54 Mbps	4	12	-1.4	-1.6	-1.6	-2.1	4.4	5.0	0.6
	Non HT/VHT20 Beam Forming, 6 to 54 Mbps	2	9	3.1	2.7			5.9	8.0	2.1
	Non HT/VHT20 Beam Forming, 6 to 54 Mbps	3	11	-1.4	-1.6	-1.6		3.2	6.2	3.0
	Non HT/VHT20 Beam Forming, 6 to 54 Mbps	4	12	-3.3	-3.3	-3.4	-3.9	2.6	5.0	2.4
	HT/VHT20, M0 to M7, M0.1 to M9.1	1	6	5.0				5.0	11.0	6.0
	HT/VHT20, M0 to M7, M0.1 to M9.1	2	9	3.8	3.9			6.9	8.0	1.1
	HT/VHT20, M8 to M15, M0.2 to M9.2	2	6	5.0	5.0			8.0	11.0	3.0
	HT/VHT20, M0 to M7, M0.1 to M9.1	3	11	0.4	0.5	0.1		5.1	6.2	1.1
	HT/VHT20, M8 to M15, M0.2 to M9.2	3	8	3.8	3.9	3.2		8.4	9.2	0.8
HT/VHT20, M16 to M23, M0.3 to M9.3	3	6	3.8	3.9	3.2		8.4	11.0	2.6	



	HT/VHT20, M0 to M7, M0.1 to M9.1	4	12	-1.5	-1.7	-2.1	-2.2	4.2	5.0	0.8
	HT/VHT20, M8 to M15, M0.2 to M9.2	4	9	1.9	1.4	1.2	0.5	7.3	8.0	0.7
	HT/VHT20, M16 to M23, M0.3 to M9.3	4	7	2.8	2.6	2.3	1.5	8.3	9.8	1.4
	HT/VHT20 Beam Forming, M0 to M7, M0.1 to M9.1	2	9	2.8	2.6			5.7	8.0	2.3
	HT/VHT20 Beam Forming, M8 to M15, M0.2 to M9.2	2	6	5.0	5.0			8.0	11.0	3.0
	HT/VHT20 Beam Forming, M0 to M7, M0.1 to M9.1	3	11	-1.5	-1.7	-2.1		3.0	6.2	3.2
	HT/VHT20 Beam Forming, M8 to M15, M0.2 to M9.2	3	8	1.9	1.4	1.2		6.3	9.2	3.0
	HT/VHT20 Beam Forming, M16 to M23, M0.3 to M9.3	3	6	3.8	3.9	3.2		8.4	11.0	2.6
	HT/VHT20 Beam Forming, M0 to M7, M0.1 to M9.1	4	12	-3.5	-3.5	-4.3	-4.2	2.2	5.0	2.8
	HT/VHT20 Beam Forming, M8 to M15, M0.2 to M9.2	4	9	-0.6	-0.7	-0.9	-1.3	5.2	8.0	2.8
	HT/VHT20 Beam Forming, M16 to M23, M0.3 to M9.3	4	7	1.9	1.4	1.2	0.5	7.3	9.8	2.5
	HT/VHT20 STBC, M0 to M7, M0.1 to M9.1	2	6	5.0	5.0			8.0	11.0	3.0
	HT/VHT20 STBC, M0 to M7, M0.1 to M9.1	3	8	3.8	3.9	3.2		8.4	9.2	0.8
	HT/VHT20 STBC, M0 to M7, M0.1 to M9.1	4	9	1.9	1.4	1.2	0.5	7.3	8.0	0.7
5660	Non HT/VHT20, 6 to 54 Mbps	1	6	5.6				5.6	11.0	5.4
	Non HT/VHT20, 6 to 54 Mbps	2	9	4.5	4.3			7.4	8.0	0.6
	Non HT/VHT20, 6 to 54 Mbps	3	11	1.1	1.3	1.2		6.0	6.2	0.3
	Non HT/VHT20, 6 to 54 Mbps	4	12	-1.8	-1.8	-1.8	-2.3	4.1	5.0	0.9
	Non HT/VHT20 Beam Forming, 6 to 54 Mbps	2	9	3.1	3.4			6.3	8.0	1.7
	Non HT/VHT20 Beam Forming, 6 to 54 Mbps	3	11	-0.7	-0.9	-1.0		3.9	6.2	2.3
	Non HT/VHT20 Beam Forming, 6 to 54 Mbps	4	12	-2.7	-2.8	-3.1	-3.4	3.0	5.0	2.0
	HT/VHT20, M0 to M7, M0.1 to M9.1	1	6	5.5				5.5	11.0	5.5
	HT/VHT20, M0 to M7, M0.1 to M9.1	2	9	4.2	3.9			7.1	8.0	0.9
	HT/VHT20, M8 to M15, M0.2 to M9.2	2	6	5.5	5.7			8.6	11.0	2.4
	HT/VHT20, M0 to M7, M0.1 to M9.1	3	11	0.8	1.0	0.7		5.6	6.2	0.6
	HT/VHT20, M8 to M15, M0.2 to M9.2	3	8	4.2	3.9	4.1		8.8	9.2	0.4
	HT/VHT20, M16 to M23, M0.3 to M9.3	3	6	4.2	3.9	4.1		8.8	11.0	2.2
	HT/VHT20, M0 to M7, M0.1 to M9.1	4	12	-0.8	-0.9	-1.3	-1.6	4.9	5.0	0.1
	HT/VHT20, M8 to M15, M0.2 to M9.2	4	9	2.0	2.2	1.8	1.4	7.9	8.0	0.1
	HT/VHT20, M16 to M23, M0.3 to M9.3	4	7	3.1	3.0	2.8	2.5	8.9	9.8	0.9
	HT/VHT20 Beam Forming, M0 to M7, M0.1 to M9.1	2	9	3.1	3.0			6.1	8.0	1.9
	HT/VHT20 Beam Forming, M8 to M15, M0.2 to M9.2	2	6	5.5	5.7			8.6	11.0	2.4
	HT/VHT20 Beam Forming, M0 to M7, M0.1 to M9.1	3	11	-0.8	-0.9	-1.3		3.8	6.2	2.5
	HT/VHT20 Beam Forming, M8 to M15, M0.2 to M9.2	3	8	2.0	2.2	1.8		6.8	9.2	2.5
	HT/VHT20 Beam Forming, M16 to M23, M0.3 to M9.3	3	6	4.2	3.9	4.1		8.8	11.0	2.2
HT/VHT20 Beam Forming, M0 to M7, M0.1 to M9.1	4	12	-3.1	-2.7	-3.4	-3.5	2.9	5.0	2.1	
HT/VHT20 Beam Forming, M8 to M15, M0.2 to M9.2	4	9	-0.1	0.2	-0.3	-0.6	5.8	8.0	2.2	
HT/VHT20 Beam Forming, M16 to M23, M0.3 to M9.3	4	7	2.0	2.2	1.8	1.4	7.9	9.8	1.9	
HT/VHT20 STBC, M0 to M7, M0.1 to M9.1	2	6	5.5	5.7			8.6	11.0	2.4	
HT/VHT20 STBC, M0 to M7, M0.1 to M9.1	3	8	4.2	3.9	4.1		8.8	9.2	0.4	



	HT/VHT20 STBC, M0 to M7, M0.1 to M9.1	4	9	2.0	2.2	1.8	1.4	7.9	8.0	0.1
5670	Non HT/VHT40, 6 to 54 Mbps	1	6	-1.3				-1.3	11.0	12.3
	Non HT/VHT40, 6 to 54 Mbps	2	9	3.3	3.8			6.6	8.0	1.4
	Non HT/VHT40, 6 to 54 Mbps	3	11	1.2	1.1	1.3		6.0	6.2	0.3
	Non HT/VHT40, 6 to 54 Mbps	4	12	-1.3	-1.1	-1.3	-2.1	4.6	5.0	0.4
	HT/VHT40, M0 to M7, M0.1 to M9.1	1	6	2.7				2.7	11.0	8.3
	HT/VHT40, M0 to M7, M0.1 to M9.1	2	9	2.7	3.0			5.9	8.0	2.1
	HT/VHT40, M8 to M15, M0.2 to M9.2	2	6	2.7	3.0			5.9	11.0	5.1
	HT/VHT40, M0 to M7, M0.1 to M9.1	3	11	1.7	1.3	1.0		6.1	6.2	0.1
	HT/VHT40, M8 to M15, M0.2 to M9.2	3	8	1.7	1.3	1.0		6.1	9.2	3.1
	HT/VHT40, M16 to M23, M0.3 to M9.3	3	6	1.7	1.3	1.0		6.1	11.0	4.9
	HT/VHT40, M0 to M7, M0.1 to M9.1	4	12	-1.7	-1.7	-1.9	-2.6	4.1	5.0	0.9
	HT/VHT40, M8 to M15, M0.2 to M9.2	4	9	0.4	0.5	-0.1	-0.1	6.2	8.0	1.8
	HT/VHT40, M16 to M23, M0.3 to M9.3	4	7	0.4	0.5	-0.1	-0.1	6.2	9.8	3.5
	HT/VHT40 Beam Forming, M0 to M7, M0.1 to M9.1	2	9	0.4	0.5			3.5	8.0	4.5
	HT/VHT40 Beam Forming, M8 to M15, M0.2 to M9.2	2	6	2.7	3.0			5.9	11.0	5.1
	HT/VHT40 Beam Forming, M0 to M7, M0.1 to M9.1	3	11	-3.6	-3.9	-3.9		1.0	6.2	5.3
	HT/VHT40 Beam Forming, M8 to M15, M0.2 to M9.2	3	8	-0.6	-0.8	-0.7		4.1	9.2	5.2
	HT/VHT40 Beam Forming, M16 to M23, M0.3 to M9.3	3	6	1.7	1.3	1.0		6.1	11.0	4.9
	HT/VHT40 Beam Forming, M0 to M7, M0.1 to M9.1	4	12	-5.5	-5.9	-5.5	-6.3	0.2	5.0	4.7
	HT/VHT40 Beam Forming, M8 to M15, M0.2 to M9.2	4	9	-2.7	-2.7	-3.0	-3.3	3.1	8.0	4.9
HT/VHT40 Beam Forming, M16 to M23, M0.3 to M9.3	4	7	-0.6	-0.8	-0.7	-1.5	5.1	9.8	4.6	
HT/VHT40 STBC, M0 to M7, M0.1 to M9.1	2	6	2.7	3.0			5.9	11.0	5.1	
HT/VHT40 STBC, M0 to M7, M0.1 to M9.1	3	8	1.7	1.3	1.0		6.1	9.2	3.1	
HT/VHT40 STBC, M0 to M7, M0.1 to M9.1	4	9	0.4	0.5	-0.1	-0.1	6.2	8.0	1.8	
5700	Non HT/VHT20, 6 to 54 Mbps	1	6	5.9				5.9	11.0	5.1
	Non HT/VHT20, 6 to 54 Mbps	2	9	4.9	4.4			7.7	8.0	0.3
	Non HT/VHT20, 6 to 54 Mbps	3	11	1.0	0.5	0.4		5.4	6.2	0.8
	Non HT/VHT20, 6 to 54 Mbps	4	12	-0.9	-1.8	-1.4	-2.1	4.5	5.0	0.5
	Non HT/VHT20 Beam Forming, 6 to 54 Mbps	2	9	3.9	3.5			6.7	8.0	1.3
	Non HT/VHT20 Beam Forming, 6 to 54 Mbps	3	11	-0.4	-0.5	-0.6		4.3	6.2	2.0
	Non HT/VHT20 Beam Forming, 6 to 54 Mbps	4	12	-2.2	-2.3	-2.3	-2.8	3.6	5.0	1.4
	HT/VHT20, M0 to M7, M0.1 to M9.1	1	6	6.0				6.0	11.0	5.0
	HT/VHT20, M0 to M7, M0.1 to M9.1	2	9	4.4	5.1			7.8	8.0	0.2
	HT/VHT20, M8 to M15, M0.2 to M9.2	2	6	6.0	5.7			8.9	11.0	2.1
	HT/VHT20, M0 to M7, M0.1 to M9.1	3	11	1.5	0.9	1.4		6.0	6.2	0.2
	HT/VHT20, M8 to M15, M0.2 to M9.2	3	8	3.7	3.1	3.4		8.2	9.2	1.1
	HT/VHT20, M16 to M23, M0.3 to M9.3	3	6	4.4	5.1	4.7		9.5	11.0	1.5
	HT/VHT20, M0 to M7, M0.1 to M9.1	4	12	-1.5	-2.2	-1.9	-2.4	4.0	5.0	0.9



HT/VHT20, M8 to M15, M0.2 to M9.2	4	9	1.5	0.9	1.4	0.5	7.1	8.0	0.9
HT/VHT20, M16 to M23, M0.3 to M9.3	4	7	3.7	3.1	3.4	2.6	9.2	9.8	0.5
HT/VHT20 Beam Forming, M0 to M7, M0.1 to M9.1	2	9	3.7	3.1			6.4	8.0	1.6
HT/VHT20 Beam Forming, M8 to M15, M0.2 to M9.2	2	6	6.0	5.7			8.9	11.0	2.1
HT/VHT20 Beam Forming, M0 to M7, M0.1 to M9.1	3	11	-0.8	-1.0	-0.9		3.9	6.2	2.4
HT/VHT20 Beam Forming, M8 to M15, M0.2 to M9.2	3	8	2.6	2.1	2.2		7.1	9.2	2.2
HT/VHT20 Beam Forming, M16 to M23, M0.3 to M9.3	3	6	4.4	5.1	4.7		9.5	11.0	1.5
HT/VHT20 Beam Forming, M0 to M7, M0.1 to M9.1	4	12	-2.5	-2.3	-2.9	-3.1	3.3	5.0	1.6
HT/VHT20 Beam Forming, M8 to M15, M0.2 to M9.2	4	9	0.7	0.2	0.5	-0.4	6.3	8.0	1.7
HT/VHT20 Beam Forming, M16 to M23, M0.3 to M9.3	4	7	2.6	2.1	2.2	1.6	8.2	9.8	1.6
HT/VHT20 STBC, M0 to M7, M0.1 to M9.1	2	6	6.0	5.7			8.9	11.0	2.1
HT/VHT20 STBC, M0 to M7, M0.1 to M9.1	3	8	3.7	3.1	3.4		8.2	9.2	1.1
HT/VHT20 STBC, M0 to M7, M0.1 to M9.1	4	9	1.5	0.9	1.4	0.5	7.1	8.0	0.9



Peak Output Power / PSD, 5500 MHz, Non HT/VHT20, 6 to 54 Mbps



Antenna A

Peak Output Power / PSD, 5500 MHz, Non HT/VHT20, 6 to 54 Mbps



Antenna A



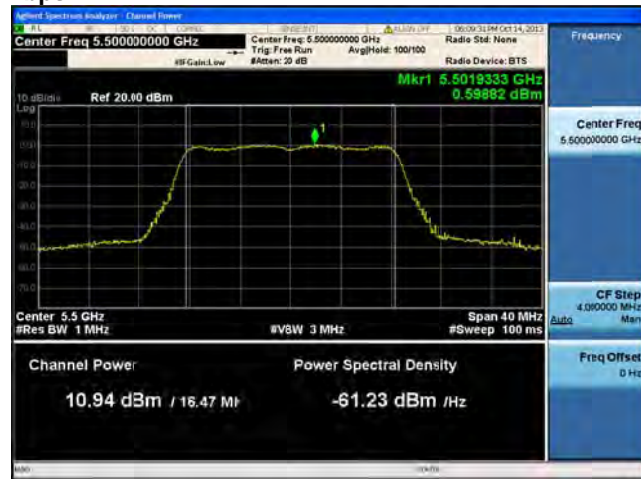
Antenna B



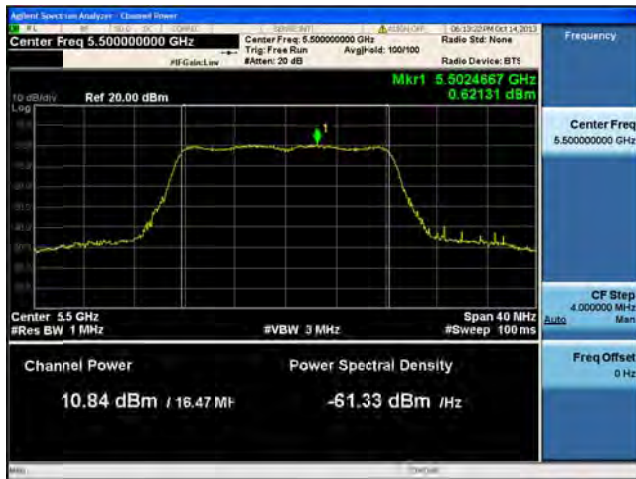
Peak Output Power / PSD, 5500 MHz, Non HT/VHT20, 6 to 54 Mbps



Antenna A



Antenna B



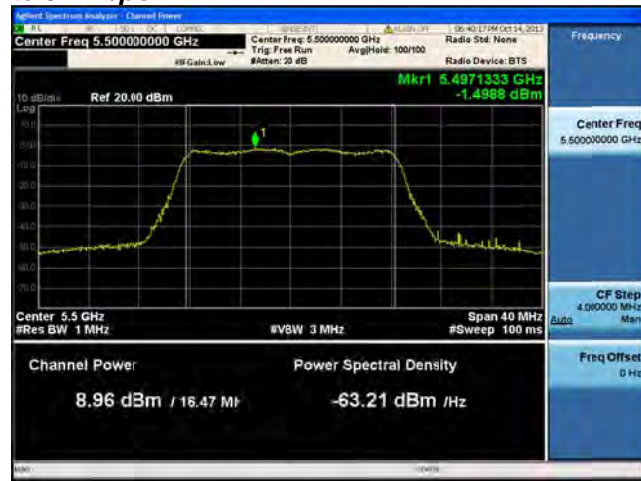
Antenna C



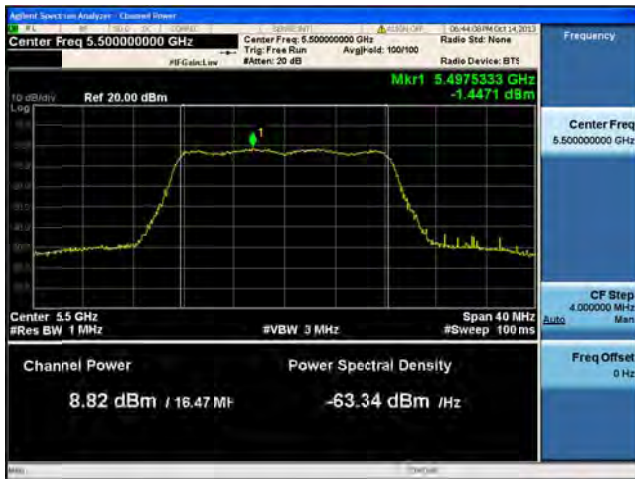
Peak Output Power / PSD, 5500 MHz, Non HT/VHT20, 6 to 54 Mbps



Antenna A



Antenna B



Antenna C



Antenna D



Peak Output Power / PSD, 5500 MHz, Non HT/VHT20 Beam Forming, 6 to 54 Mbps



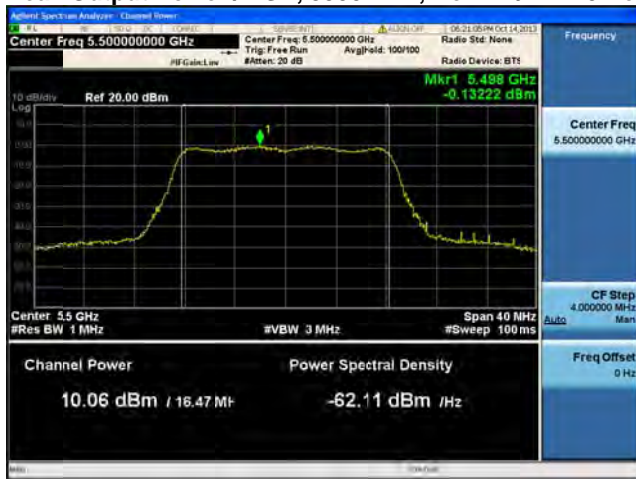
Antenna A



Antenna B



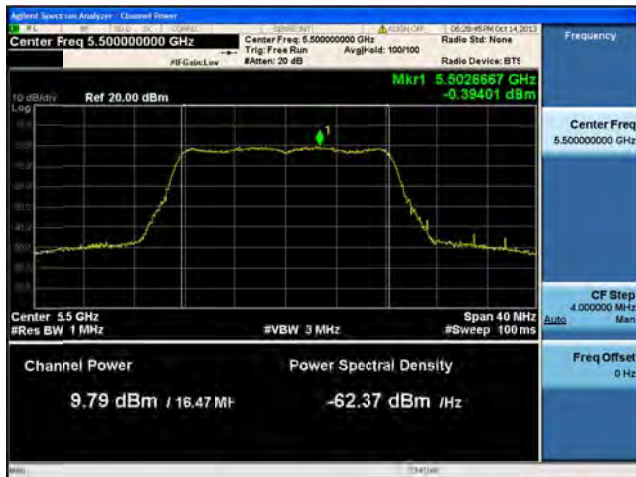
Peak Output Power / PSD, 5500 MHz, Non HT/VHT20 Beam Forming, 6 to 54 Mbps



Antenna A



Antenna B



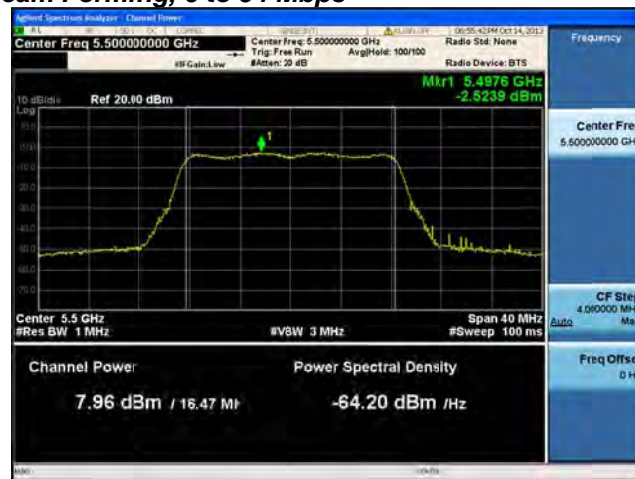
Antenna C



Peak Output Power / PSD, 5500 MHz, Non HT/VHT20 Beam Forming, 6 to 54 Mbps



Antenna A



Antenna B



Antenna C



Antenna D

Peak Output Power / PSD, 5500 MHz, HT/VHT20, M0 to M7, M0.1 to M9.1



Antenna A



Peak Output Power / PSD, 5500 MHz, HT/VHT20, M0 to M7, M0.1 to M9.1



Antenna A



Antenna B

Peak Output Power / PSD, 5500 MHz, HT/VHT20, M8 to M15, M0.2 to M9.2



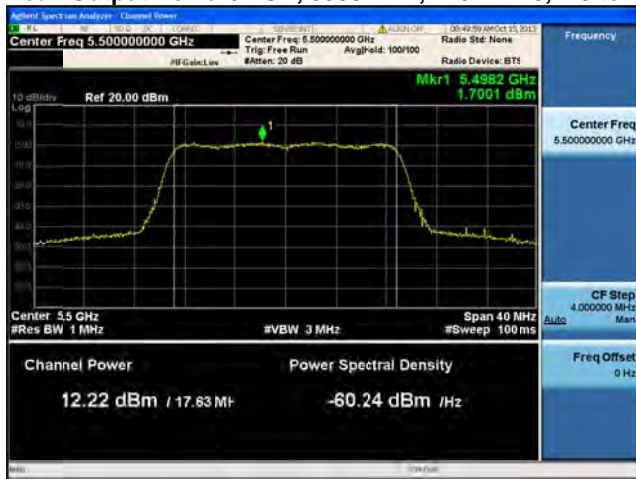
Antenna A



Antenna B



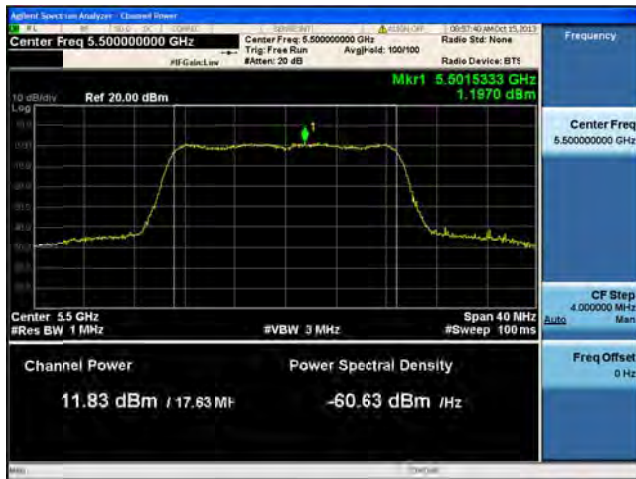
Peak Output Power / PSD, 5500 MHz, HT/VHT20, M0 to M7, M0.1 to M9.1



Antenna A



Antenna B



Antenna C



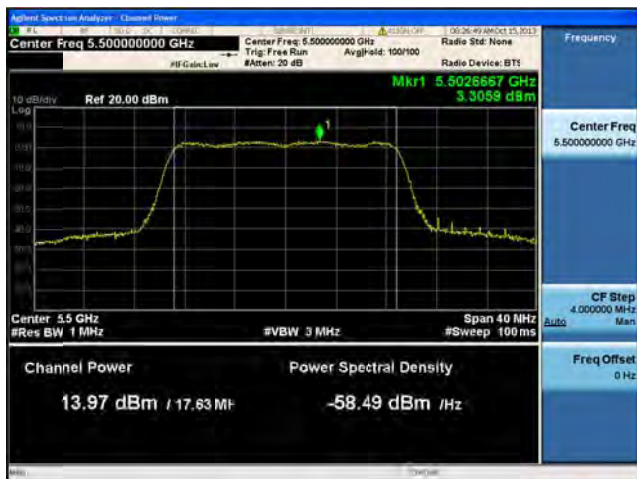
Peak Output Power / PSD, 5500 MHz, HT/VHT20, M8 to M15, M0.2 to M9.2



Antenna A



Antenna B



Antenna C



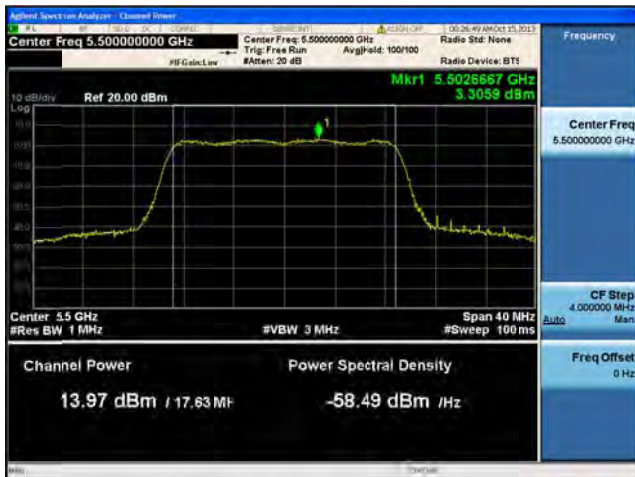
Peak Output Power / PSD, 5500 MHz, HT/VHT20, M16 to M23, M0.3 to M9.3



Antenna A



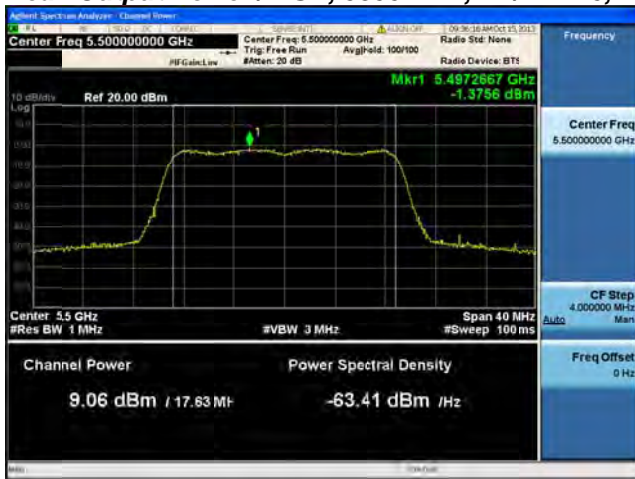
Antenna B



Antenna C



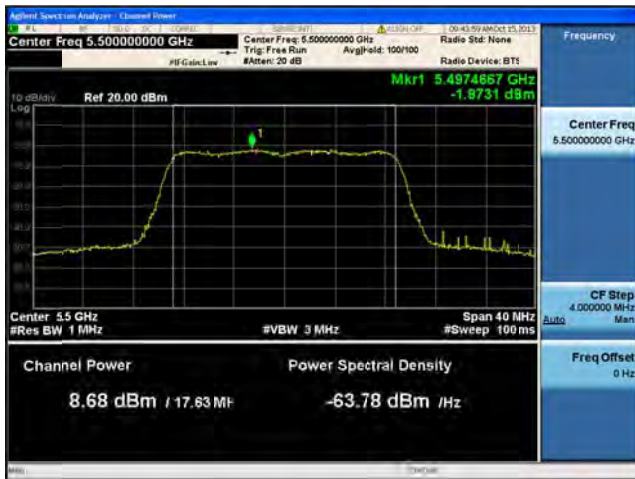
Peak Output Power / PSD, 5500 MHz, HT/VHT20, M0 to M7, M0.1 to M9.1



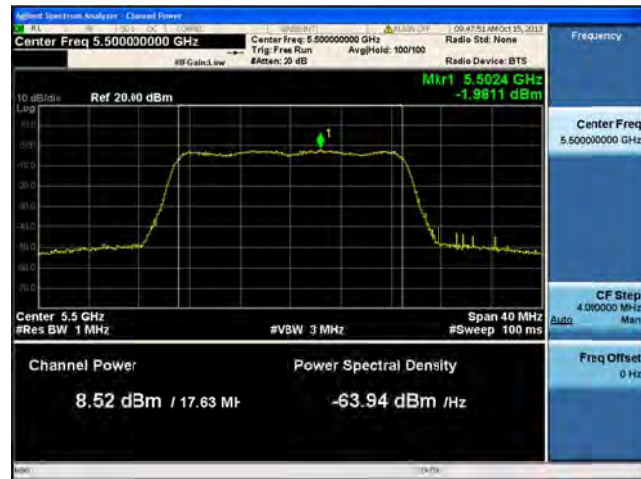
Antenna A



Antenna B



Antenna C



Antenna D



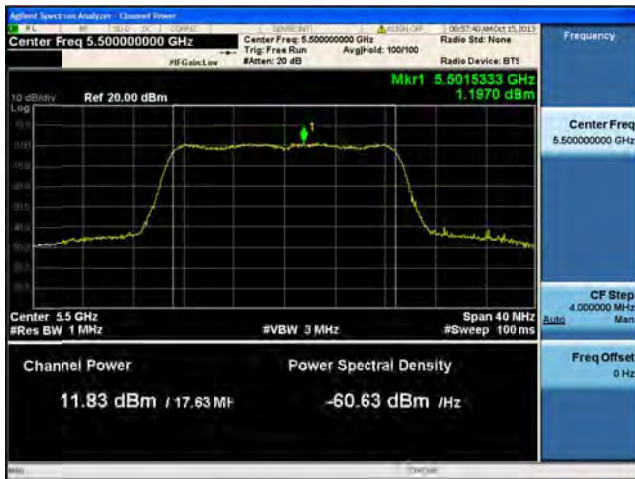
Peak Output Power / PSD, 5500 MHz, HT/VHT20, M8 to M15, M0.2 to M9.2



Antenna A



Antenna B



Antenna C



Antenna D



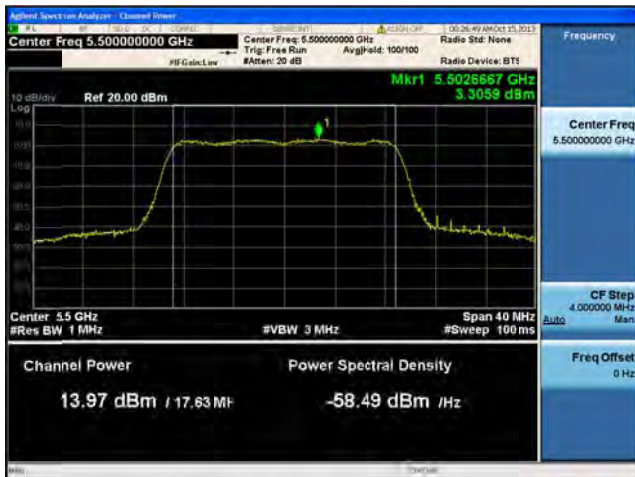
Peak Output Power / PSD, 5500 MHz, HT/VHT20, M16 to M23, M0.3 to M9.3



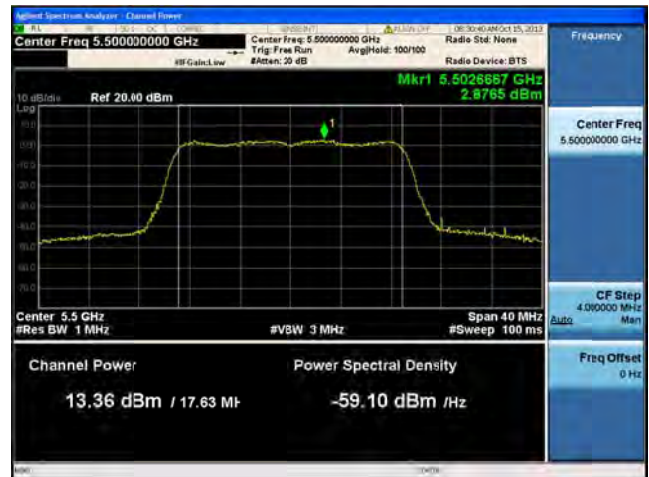
Antenna A



Antenna B



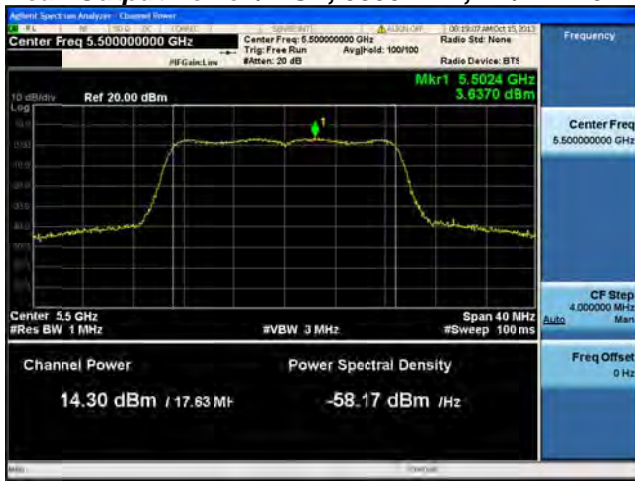
Antenna C



Antenna D



Peak Output Power / PSD, 5500 MHz, HT/VHT20 Beam Forming, M0 to M7, M0.1 to M9.1



Antenna A



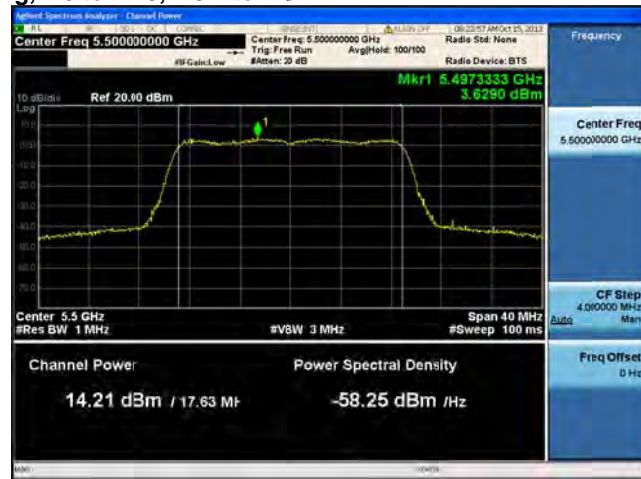
Antenna B



Peak Output Power / PSD, 5500 MHz, HT/VHT20 Beam Forming, M8 to M15, M0.2 to M9.2



Antenna A



Antenna B



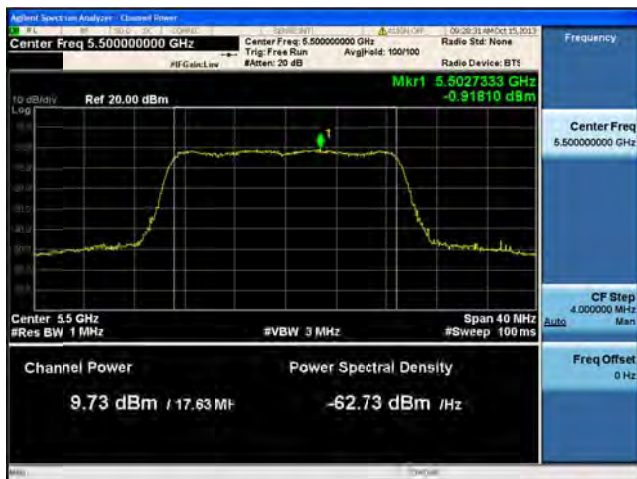
Peak Output Power / PSD, 5500 MHz, HT/VHT20 Beam Forming, M0 to M7, M0.1 to M9.1



Antenna A



Antenna B



Antenna C



Peak Output Power / PSD, 5500 MHz, HT/VHT20 Beam Forming, M8 to M15, M0.2 to M9.2



Antenna A



Antenna B



Antenna C



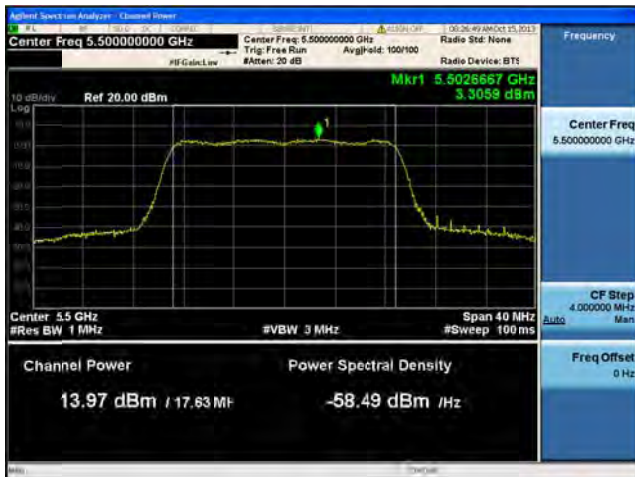
Peak Output Power / PSD, 5500 MHz, HT/VHT20 Beam Forming, M16 to M23, M0.3 to M9.3



Antenna A



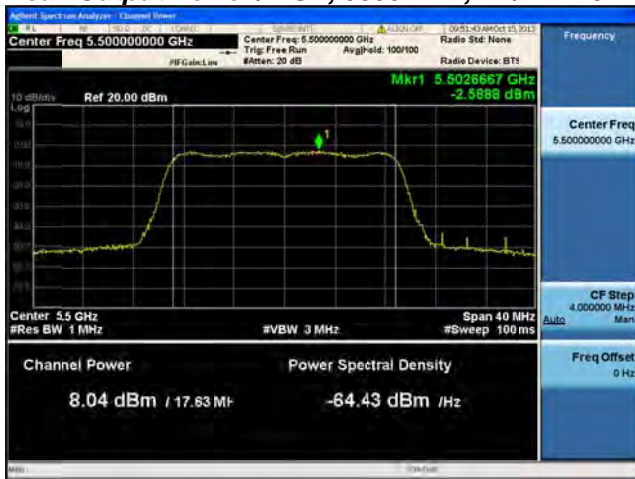
Antenna B



Antenna C



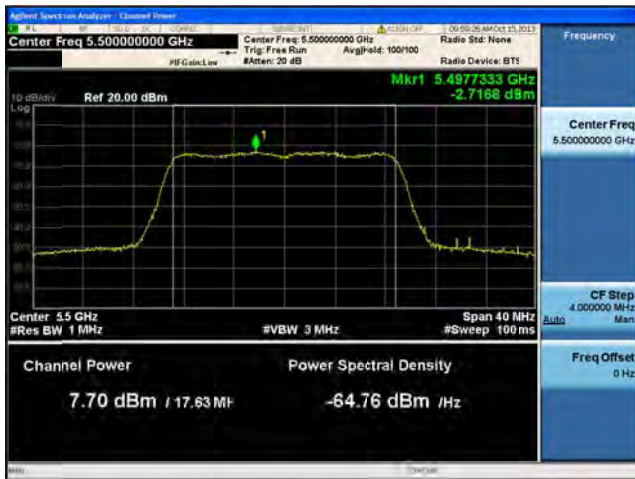
Peak Output Power / PSD, 5500 MHz, HT/VHT20 Beam Forming, M0 to M7, M0.1 to M9.1



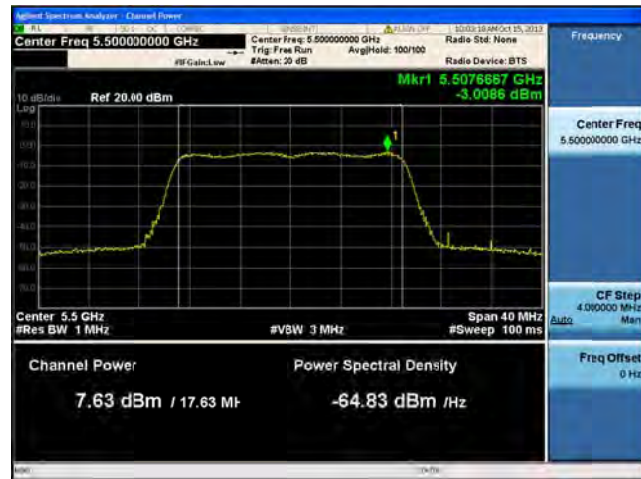
Antenna A



Antenna B



Antenna C



Antenna D



Peak Output Power / PSD, 5500 MHz, HT/VHT20 Beam Forming, M8 to M15, M0.2 to M9.2



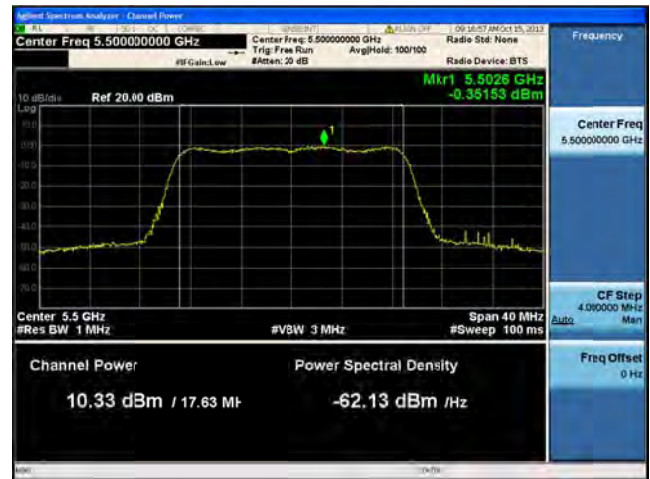
Antenna A



Antenna B



Antenna C



Antenna D



Peak Output Power / PSD, 5500 MHz, HT/VHT20 Beam Forming, M16 to M23, M0.3 to M9.3



Antenna A



Antenna B



Antenna C



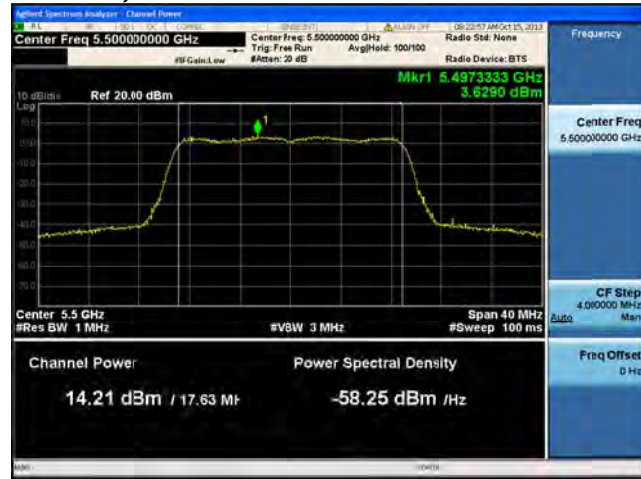
Antenna D



Peak Output Power / PSD, 5500 MHz, HT/VHT20 STBC, M0 to M7, M0.1 to M9.1



Antenna A



Antenna B



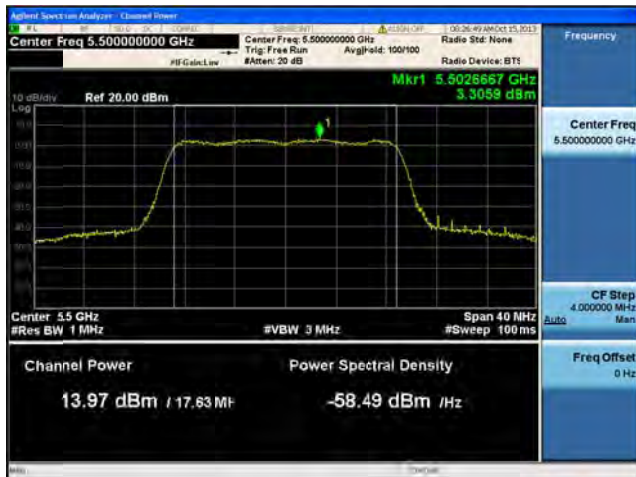
Peak Output Power / PSD, 5500 MHz, HT/VHT20 STBC, M0 to M7, M0.1 to M9.1



Antenna A



Antenna B



Antenna C



Peak Output Power / PSD, 5500 MHz, HT/VHT20 STBC, M0 to M7, M0.1 to M9.1



Antenna A



Antenna B



Antenna C



Antenna D

Peak Output Power / PSD, 5510 MHz, Non HT/VHT40, 6 to 54 Mbps



Antenna A



Peak Output Power / PSD, 5510 MHz, Non HT/VHT40, 6 to 54 Mbps



Antenna A



Antenna B



Peak Output Power / PSD, 5510 MHz, Non HT/VHT40, 6 to 54 Mbps



Antenna A



Antenna B



Antenna C



Peak Output Power / PSD, 5510 MHz, Non HT/VHT40, 6 to 54 Mbps



Antenna A



Antenna B



Antenna C



Antenna D

Peak Output Power / PSD, 5510 MHz, HT/VHT40, M0 to M7, M0.1 to M9.1



Antenna A



Peak Output Power / PSD, 5510 MHz, HT/VHT40, M0 to M7, M0.1 to M9.1



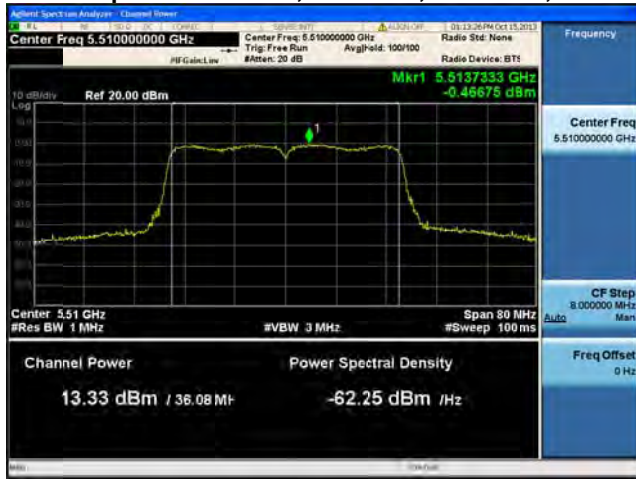
Antenna A



Antenna B



Peak Output Power / PSD, 5510 MHz, HT/VHT40, M8 to M15, M0.2 to M9.2



Antenna A



Antenna B



Peak Output Power / PSD, 5510 MHz, HT/VHT40, M0 to M7, M0.1 to M9.1



Antenna A



Antenna B



Antenna C



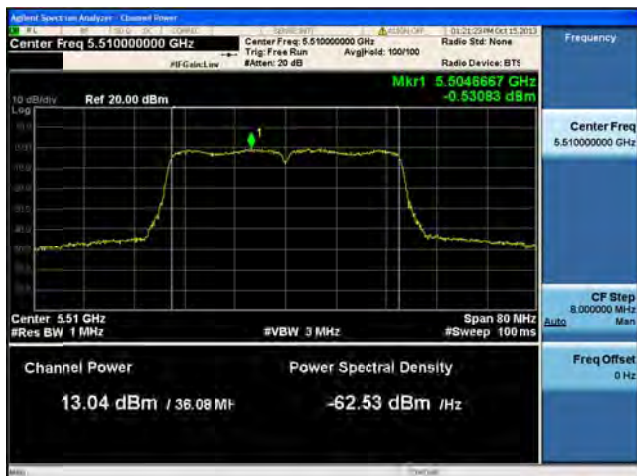
Peak Output Power / PSD, 5510 MHz, HT/VHT40, M8 to M15, M0.2 to M9.2



Antenna A



Antenna B



Antenna C



Peak Output Power / PSD, 5510 MHz, HT/VHT40, M16 to M23, M0.3 to M9.3



Antenna A



Antenna B



Antenna C



Peak Output Power / PSD, 5510 MHz, HT/VHT40, M0 to M7, M0.1 to M9.1



Antenna A



Antenna B



Antenna C



Antenna D



Peak Output Power / PSD, 5510 MHz, HT/VHT40, M8 to M15, M0.2 to M9.2



Antenna A



Antenna B



Antenna C



Antenna D



Peak Output Power / PSD, 5510 MHz, HT/VHT40, M16 to M23, M0.3 to M9.3



Antenna A



Antenna B



Antenna C



Antenna D



Peak Output Power / PSD, 5510 MHz, HT/VHT40 Beam Forming, M0 to M7, M0.1 to M9.1



Antenna A



Antenna B



Peak Output Power / PSD, 5510 MHz, HT/VHT40 Beam Forming, M8 to M15, M0.2 to M9.2



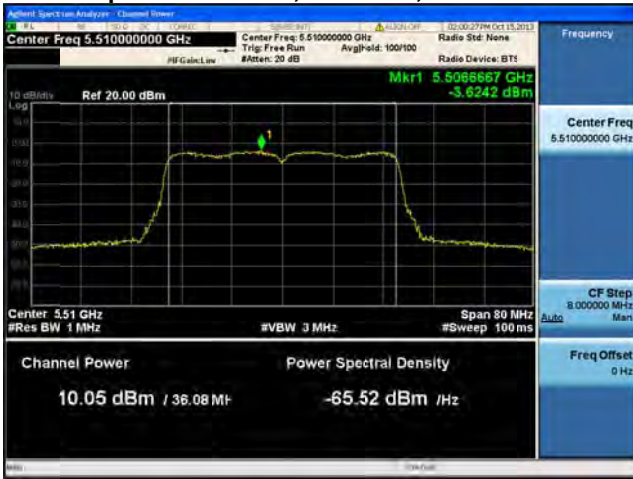
Antenna A



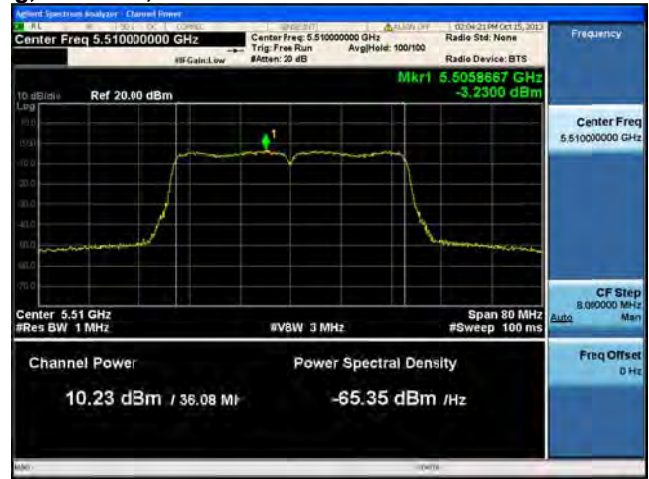
Antenna B



Peak Output Power / PSD, 5510 MHz, HT/VHT40 Beam Forming, M0 to M7, M0.1 to M9.1



Antenna A



Antenna B



Antenna C



Peak Output Power / PSD, 5510 MHz, HT/VHT40 Beam Forming, M8 to M15, M0.2 to M9.2



Antenna A



Antenna B



Antenna C



Peak Output Power / PSD, 5510 MHz, HT/VHT40 Beam Forming, M16 to M23, M0.3 to M9.3



Antenna A



Antenna B



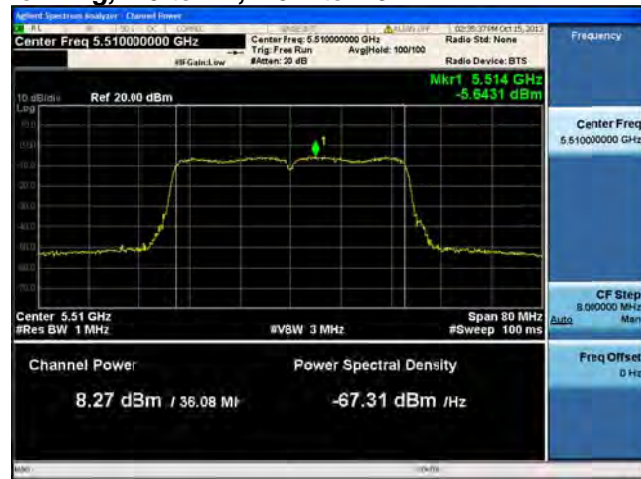
Antenna C



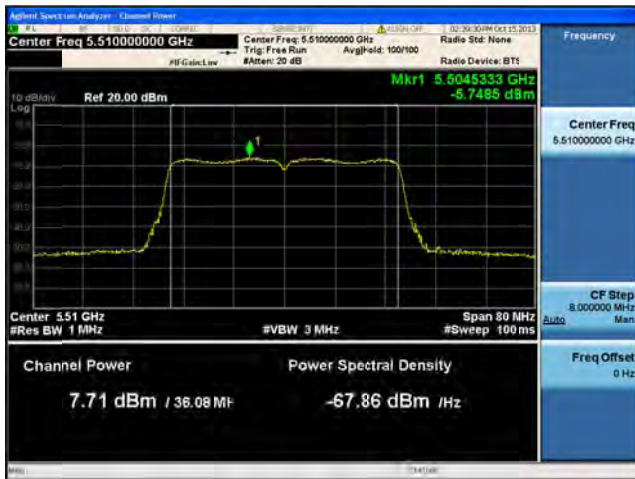
Peak Output Power / PSD, 5510 MHz, HT/VHT40 Beam Forming, M0 to M7, M0.1 to M9.1



Antenna A



Antenna B



Antenna C



Antenna D



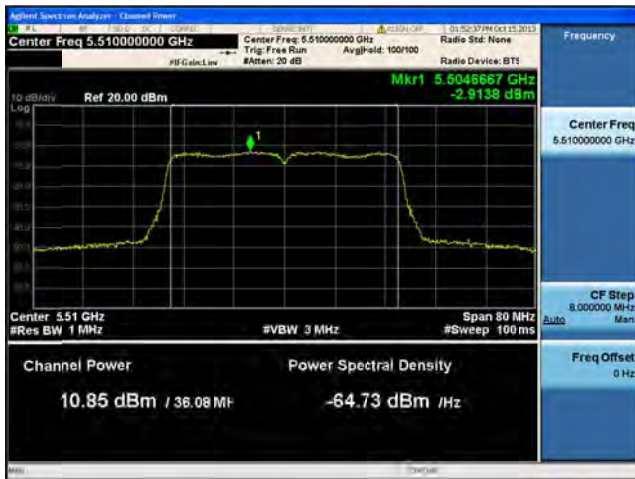
Peak Output Power / PSD, 5510 MHz, HT/VHT40 Beam Forming, M8 to M15, M0.2 to M9.2



Antenna A



Antenna B



Antenna C



Antenna D



Peak Output Power / PSD, 5510 MHz, HT/VHT40 Beam Forming, M16 to M23, M0.3 to M9.3



Antenna A



Antenna B



Antenna C



Antenna D



Peak Output Power / PSD, 5510 MHz, HT/VHT40 STBC, M0 to M7, M0.1 to M9.1



Antenna A



Antenna B



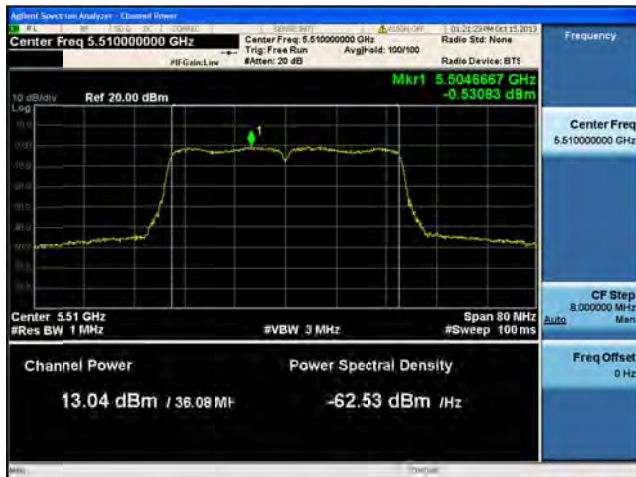
Peak Output Power / PSD, 5510 MHz, HT/VHT40 STBC, M0 to M7, M0.1 to M9.1



Antenna A



Antenna B



Antenna C



Peak Output Power / PSD, 5510 MHz, HT/VHT40 STBC, M0 to M7, M0.1 to M9.1



Antenna A



Antenna B



Antenna C



Antenna D



Peak Output Power / PSD, 5530 MHz, Non HT/VHT80, 6 to 54 Mbps



Antenna A



Peak Output Power / PSD, 5530 MHz, Non HT/VHT80, 6 to 54 Mbps



Antenna A



Antenna B



Peak Output Power / PSD, 5530 MHz, Non HT/VHT80, 6 to 54 Mbps



Antenna A



Antenna B



Antenna C



Peak Output Power / PSD, 5530 MHz, Non HT/VHT80, 6 to 54 Mbps



Antenna A



Antenna B



Antenna C



Antenna D



Peak Output Power / PSD, 5530 MHz, HT/VHT80, M0 to M7, M0.1 to M9.1



Antenna A



Peak Output Power / PSD, 5530 MHz, HT/VHT80, M0 to M7, M0.1 to M9.1



Antenna A



Antenna B



Peak Output Power / PSD, 5530 MHz, HT/VHT80, M8 to M15, M0.2 to M9.2



Antenna A



Antenna B



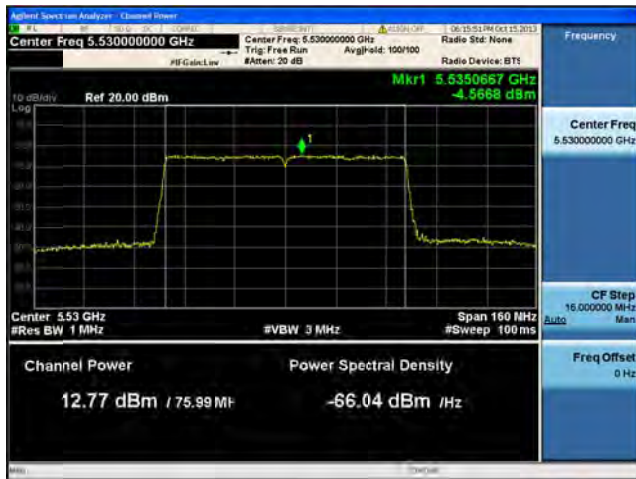
Peak Output Power / PSD, 5530 MHz, HT/VHT80, M0 to M7, M0.1 to M9.1



Antenna A



Antenna B



Antenna C



Peak Output Power / PSD, 5530 MHz, HT/VHT80, M8 to M15, M0.2 to M9.2



Antenna A



Antenna B



Antenna C



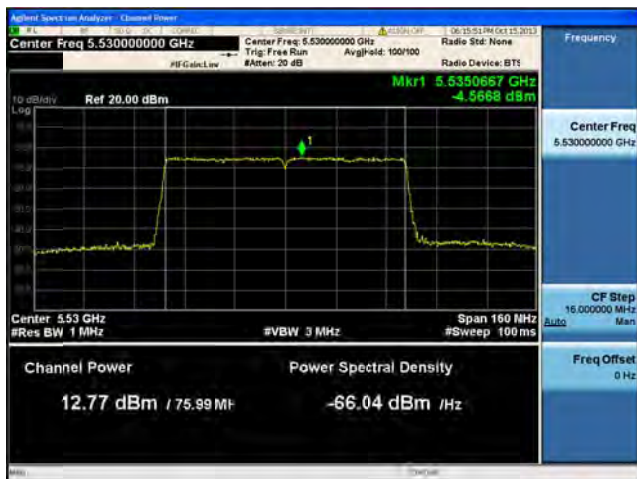
Peak Output Power / PSD, 5530 MHz, HT/VHT80, M16 to M23, M0.3 to M9.3



Antenna A



Antenna B



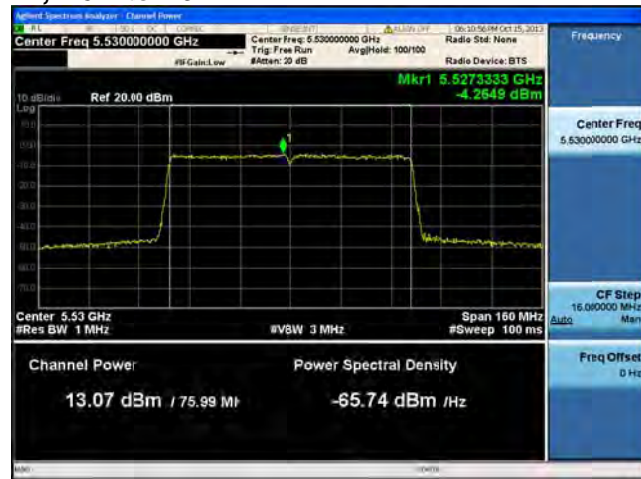
Antenna C



Peak Output Power / PSD, 5530 MHz, HT/VHT80, M0 to M7, M0.1 to M9.1



Antenna A



Antenna B



Antenna C



Antenna D



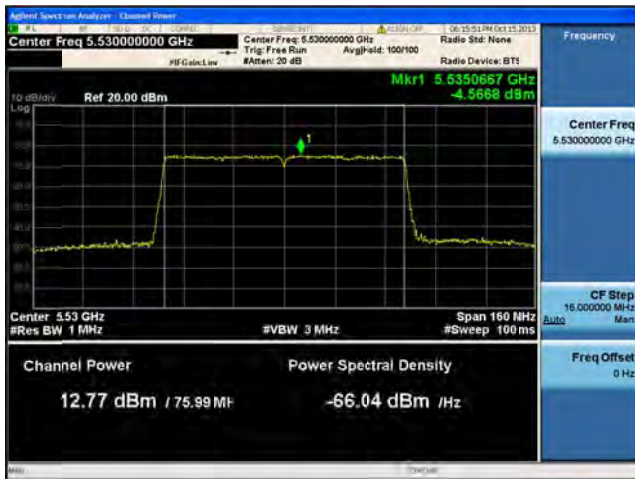
Peak Output Power / PSD, 5530 MHz, HT/VHT80, M8 to M15, M0.2 to M9.2



Antenna A



Antenna B



Antenna C



Antenna D



Peak Output Power / PSD, 5530 MHz, HT/VHT80, M16 to M23, M0.3 to M9.3



Antenna A



Antenna B



Antenna C



Antenna D



Peak Output Power / PSD, 5530 MHz, HT/VHT80 Beam Forming, M0 to M7, M0.1 to M9.1



Antenna A



Antenna B



Peak Output Power / PSD, 5530 MHz, HT/VHT80 Beam Forming, M8 to M15, M0.2 to M9.2



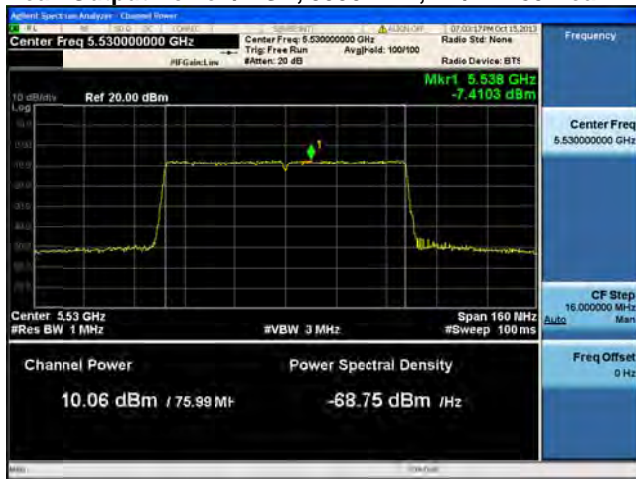
Antenna A



Antenna B



Peak Output Power / PSD, 5530 MHz, HT/VHT80 Beam Forming, M0 to M7, M0.1 to M9.1



Antenna A



Antenna B



Antenna C



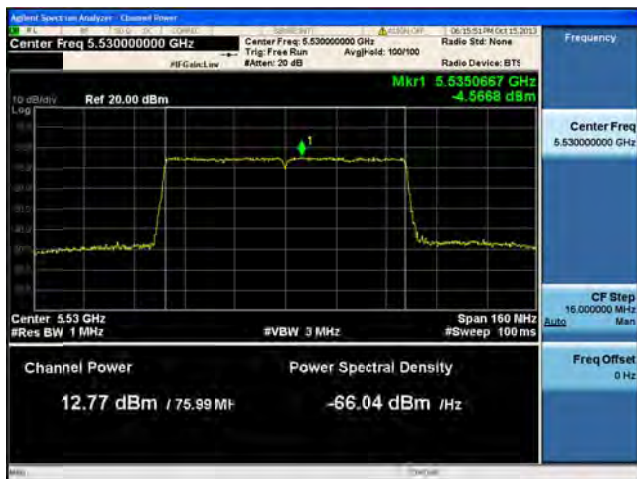
Peak Output Power / PSD, 5530 MHz, HT/VHT80 Beam Forming, M8 to M15, M0.2 to M9.2



Antenna A



Antenna B



Antenna C



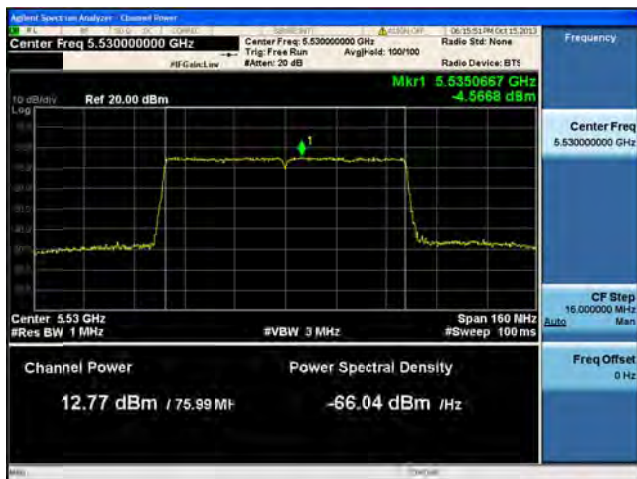
Peak Output Power / PSD, 5530 MHz, HT/VHT80 Beam Forming, M16 to M23, M0.3 to M9.3



Antenna A



Antenna B



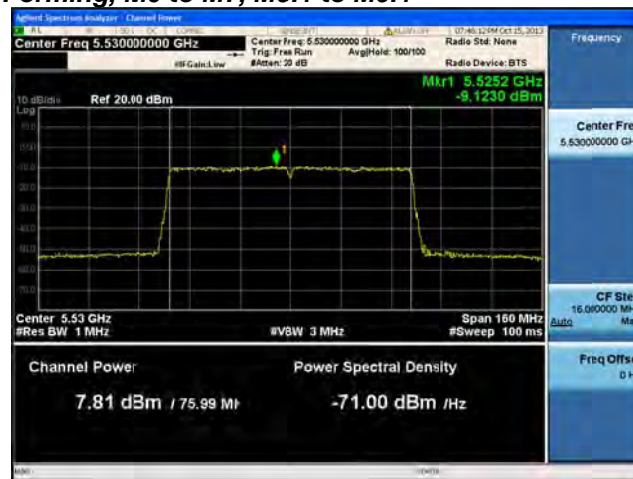
Antenna C



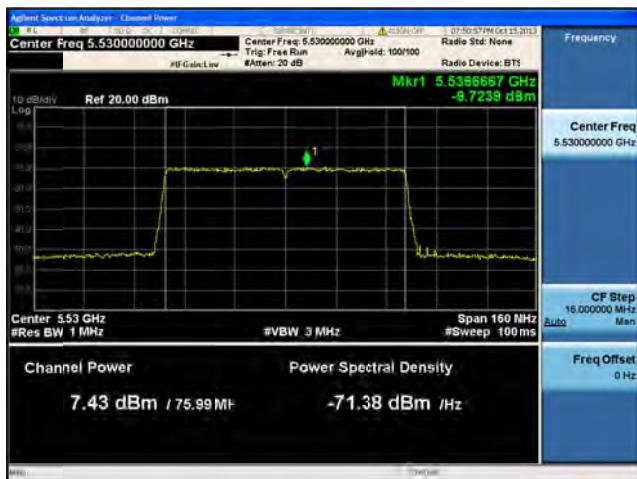
Peak Output Power / PSD, 5530 MHz, HT/VHT80 Beam Forming, M0 to M7, M0.1 to M9.1



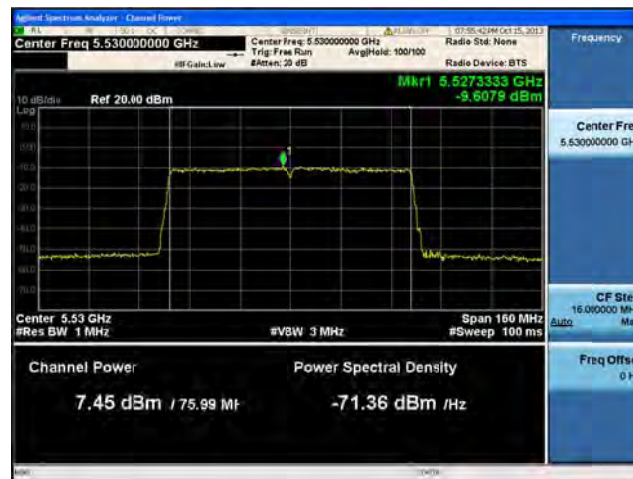
Antenna A



Antenna B



Antenna C



Antenna D



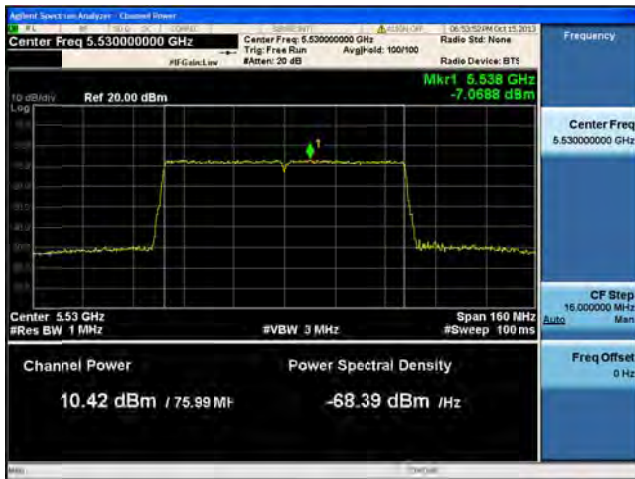
Peak Output Power / PSD, 5530 MHz, HT/VHT80 Beam Forming, M8 to M15, M0.2 to M9.2



Antenna A



Antenna B



Antenna C



Antenna D



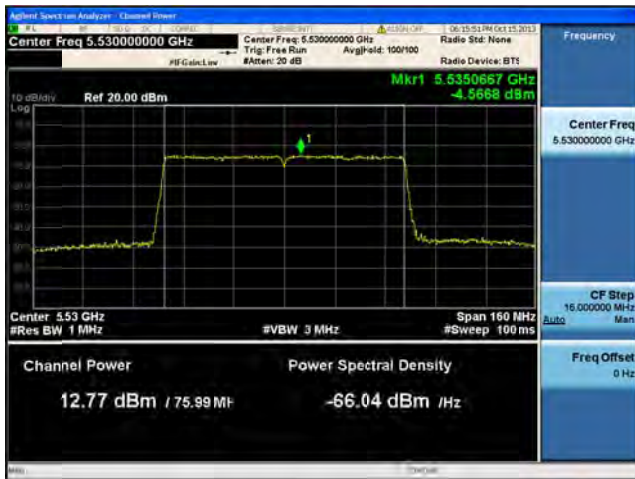
Peak Output Power / PSD, 5530 MHz, HT/VHT80 Beam Forming, M16 to M23, M0.3 to M9.3



Antenna A



Antenna B



Antenna C



Antenna D

Peak Output Power / PSD, 5530 MHz, HT/VHT80 STBC, M0 to M7, M0.1 to M9.1



Antenna A



Antenna B



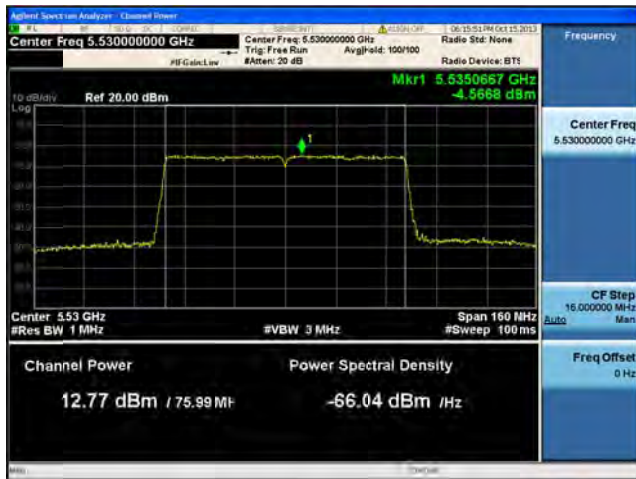
Peak Output Power / PSD, 5530 MHz, HT/VHT80 STBC, M0 to M7, M0.1 to M9.1



Antenna A



Antenna B



Antenna C



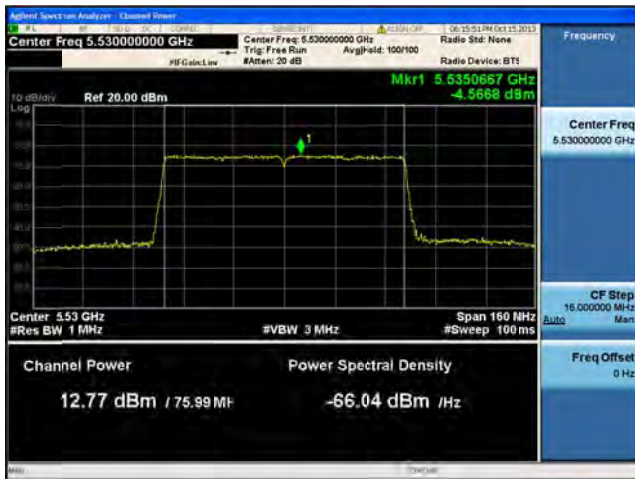
Peak Output Power / PSD, 5530 MHz, HT/VHT80 STBC, M0 to M7, M0.1 to M9.1



Antenna A



Antenna B



Antenna C



Antenna D



Peak Output Power / PSD, 5550 MHz, Non HT/VHT40, 6 to 54 Mbps



Antenna A



Peak Output Power / PSD, 5550 MHz, Non HT/VHT40, 6 to 54 Mbps



Antenna A



Antenna B



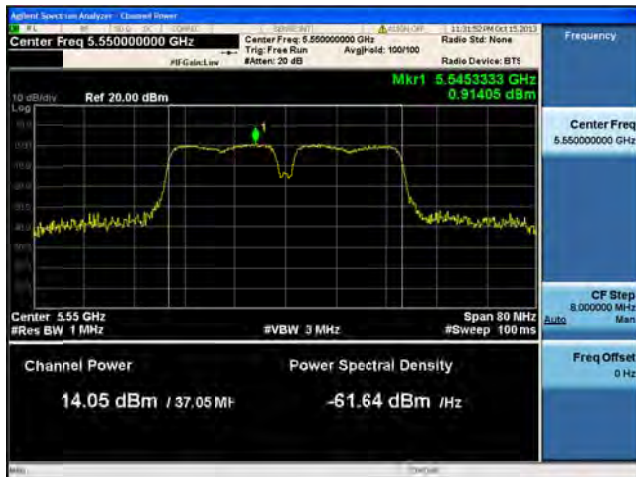
Peak Output Power / PSD, 5550 MHz, Non HT/VHT40, 6 to 54 Mbps



Antenna A



Antenna B



Antenna C



Peak Output Power / PSD, 5550 MHz, Non HT/VHT40, 6 to 54 Mbps



Antenna A



Antenna B



Antenna C



Antenna D

Peak Output Power / PSD, 5550 MHz, HT/VHT40, M0 to M7, M0.1 to M9.1



Antenna A



Peak Output Power / PSD, 5550 MHz, HT/VHT40, M0 to M7, M0.1 to M9.1



Antenna A

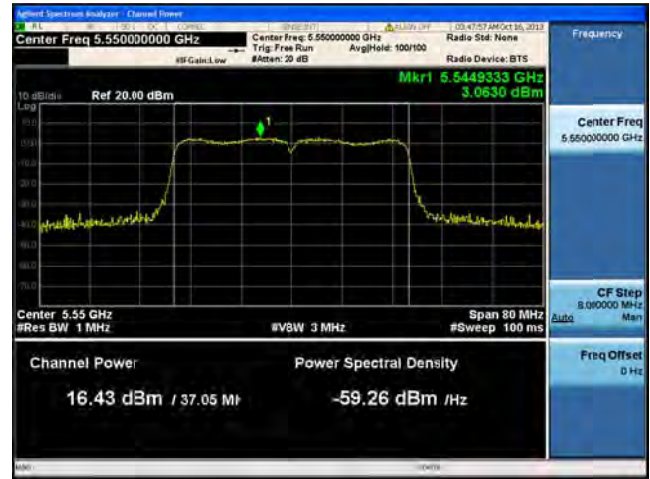


Antenna B

Peak Output Power / PSD, 5550 MHz, HT/VHT40, M8 to M15, M0.2 to M9.2



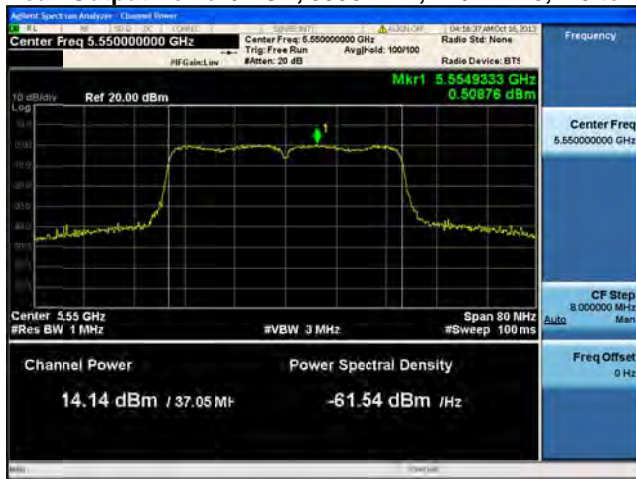
Antenna A



Antenna B



Peak Output Power / PSD, 5550 MHz, HT/VHT40, M0 to M7, M0.1 to M9.1



Antenna A



Antenna B



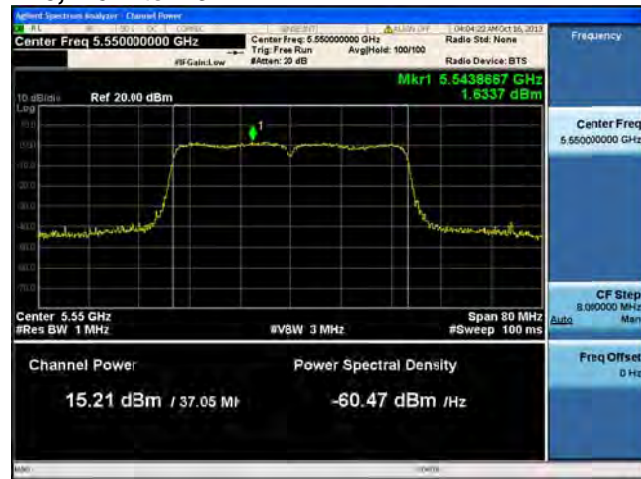
Antenna C



Peak Output Power / PSD, 5550 MHz, HT/VHT40, M8 to M15, M0.2 to M9.2



Antenna A



Antenna B



Antenna C



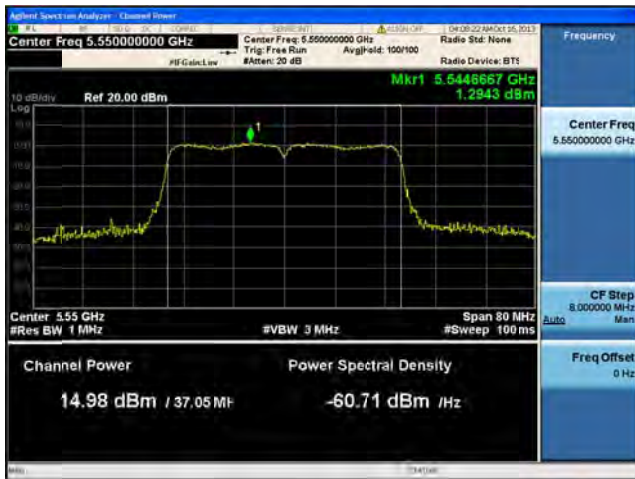
Peak Output Power / PSD, 5550 MHz, HT/VHT40, M16 to M23, M0.3 to M9.3



Antenna A



Antenna B



Antenna C



Peak Output Power / PSD, 5550 MHz, HT/VHT40, M0 to M7, M0.1 to M9.1



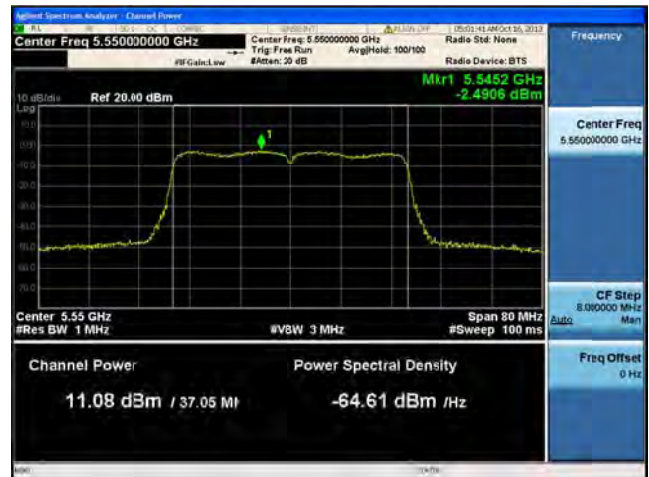
Antenna A



Antenna B



Antenna C



Antenna D



Peak Output Power / PSD, 5550 MHz, HT/VHT40, M8 to M15, M0.2 to M9.2



Antenna A



Antenna B



Antenna C



Antenna D



Peak Output Power / PSD, 5550 MHz, HT/VHT40, M16 to M23, M0.3 to M9.3



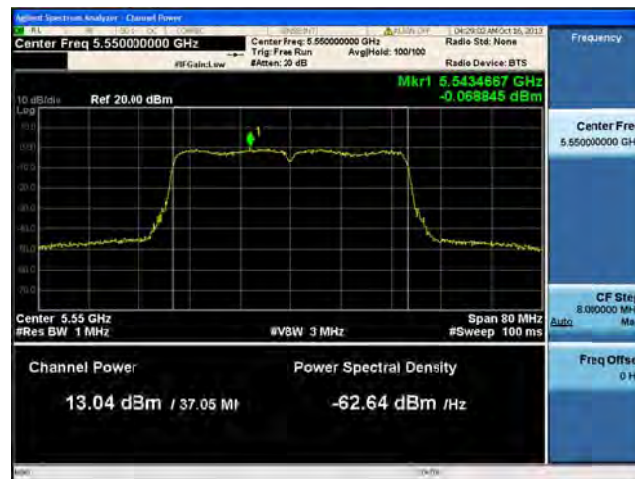
Antenna A



Antenna B



Antenna C

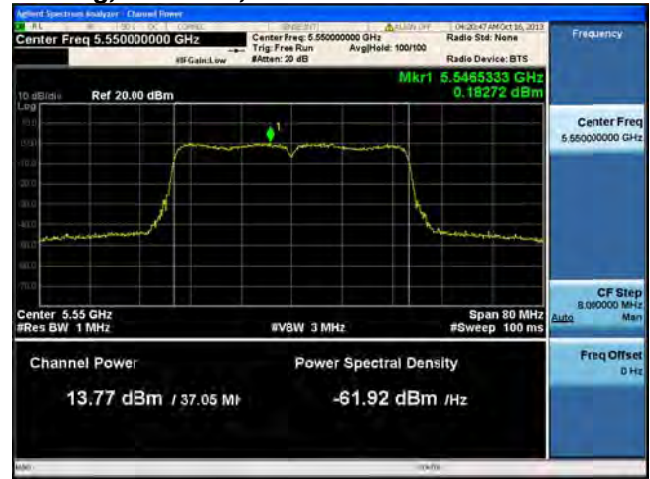


Antenna D

Peak Output Power / PSD, 5550 MHz, HT/VHT40 Beam Forming, M0 to M7, M0.1 to M9.1



Antenna A



Antenna B



Peak Output Power / PSD, 5550 MHz, HT/VHT40 Beam Forming, M8 to M15, M0.2 to M9.2



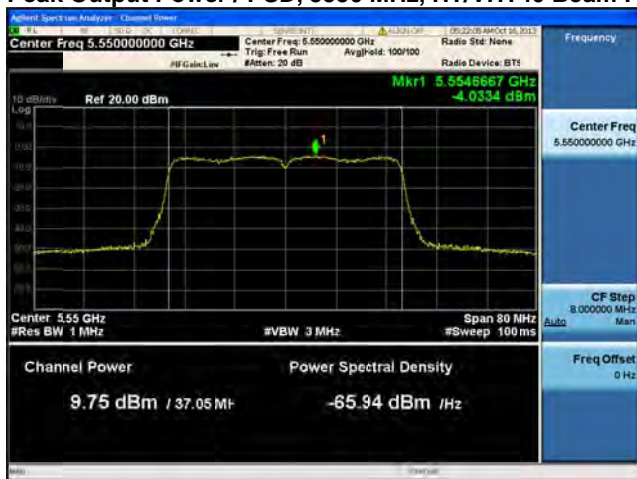
Antenna A



Antenna B



Peak Output Power / PSD, 5550 MHz, HT/VHT40 Beam Forming, M0 to M7, M0.1 to M9.1



Antenna A



Antenna B



Antenna C



Peak Output Power / PSD, 5550 MHz, HT/VHT40 Beam Forming, M8 to M15, M0.2 to M9.2



Antenna A



Antenna B



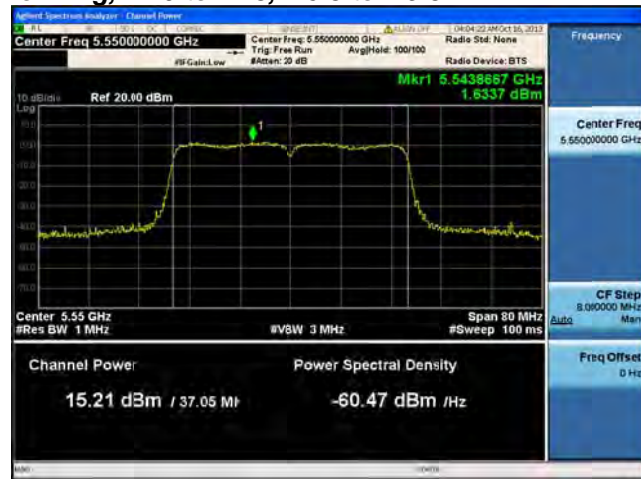
Antenna C



Peak Output Power / PSD, 5550 MHz, HT/VHT40 Beam Forming, M16 to M23, M0.3 to M9.3



Antenna A



Antenna B



Antenna C



Peak Output Power / PSD, 5550 MHz, HT/VHT40 Beam Forming, M0 to M7, M0.1 to M9.1



Antenna A



Antenna B



Antenna C



Antenna D



Peak Output Power / PSD, 5550 MHz, HT/VHT40 Beam Forming, M8 to M15, M0.2 to M9.2



Antenna A



Antenna B



Antenna C



Antenna D



Peak Output Power / PSD, 5550 MHz, HT/VHT40 Beam Forming, M16 to M23, M0.3 to M9.3



Antenna A



Antenna B



Antenna C



Antenna D



Peak Output Power / PSD, 5550 MHz, HT/VHT40 STBC, M0 to M7, M0.1 to M9.1



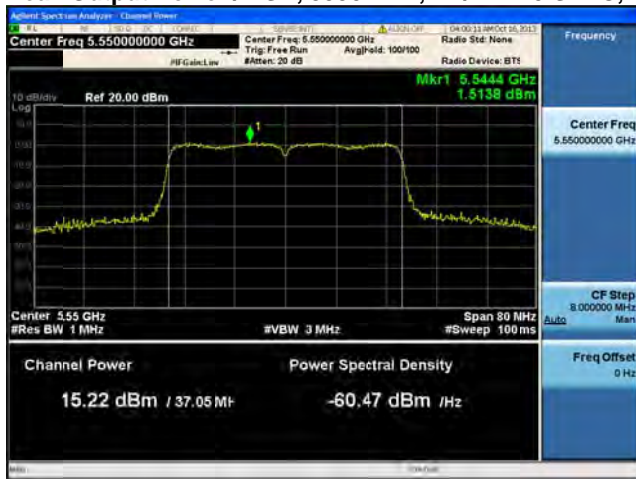
Antenna A



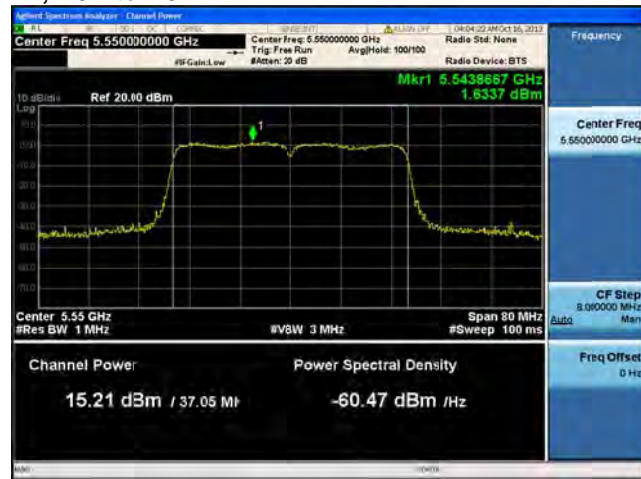
Antenna B



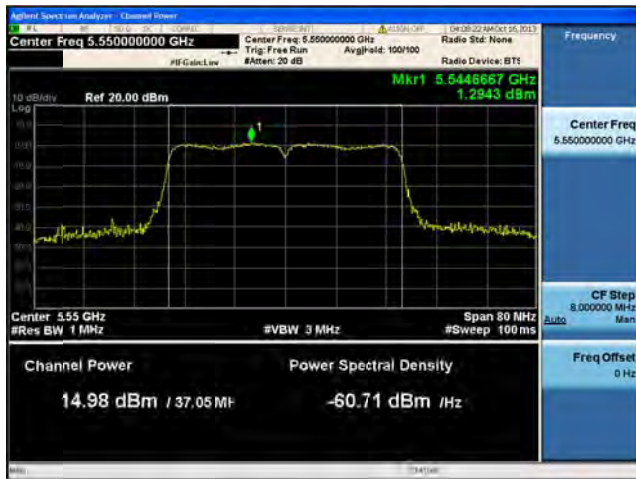
Peak Output Power / PSD, 5550 MHz, HT/VHT40 STBC, M0 to M7, M0.1 to M9.1



Antenna A



Antenna B



Antenna C



Peak Output Power / PSD, 5550 MHz, HT/VHT40 STBC, M0 to M7, M0.1 to M9.1



Antenna A



Antenna B



Antenna C



Antenna D

Peak Output Power / PSD, 5580 MHz, Non HT/VHT20, 6 to 54 Mbps



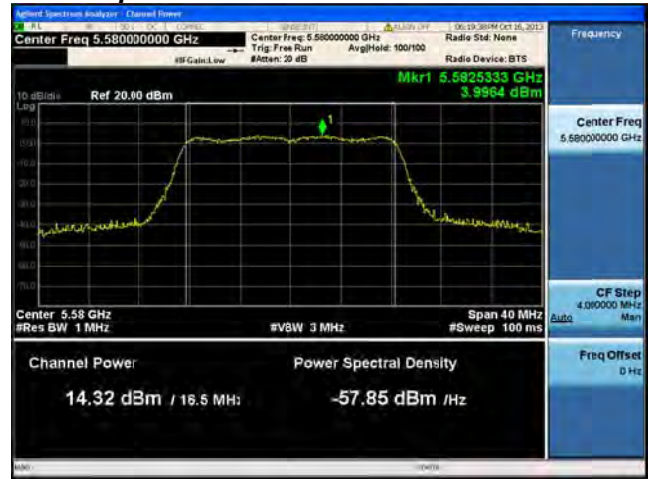
Antenna A



Peak Output Power / PSD, 5580 MHz, Non HT/VHT20, 6 to 54 Mbps



Antenna A



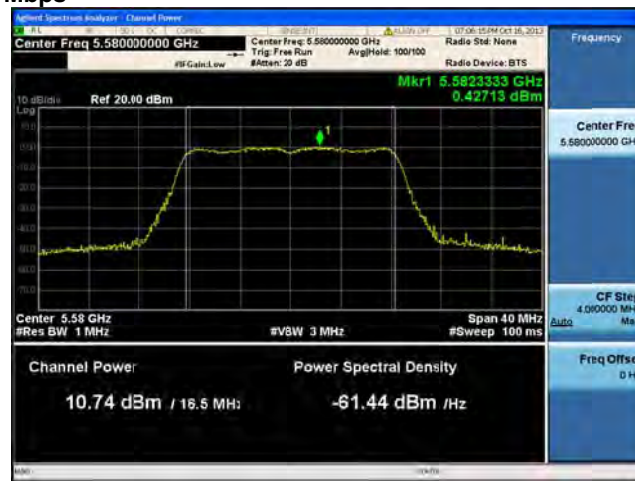
Antenna B



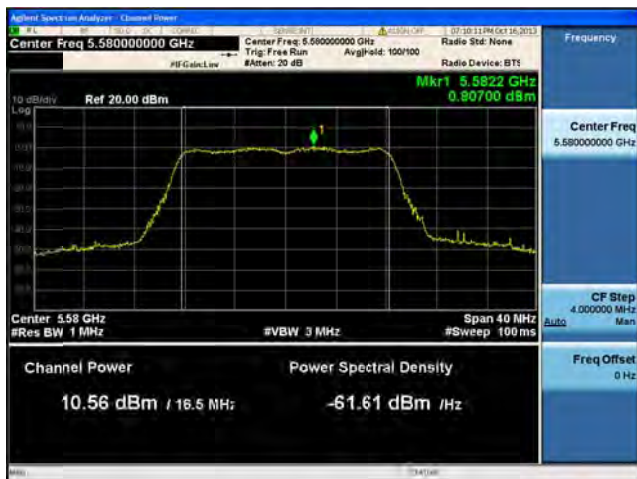
Peak Output Power / PSD, 5580 MHz, Non HT/VHT20, 6 to 54 Mbps



Antenna A



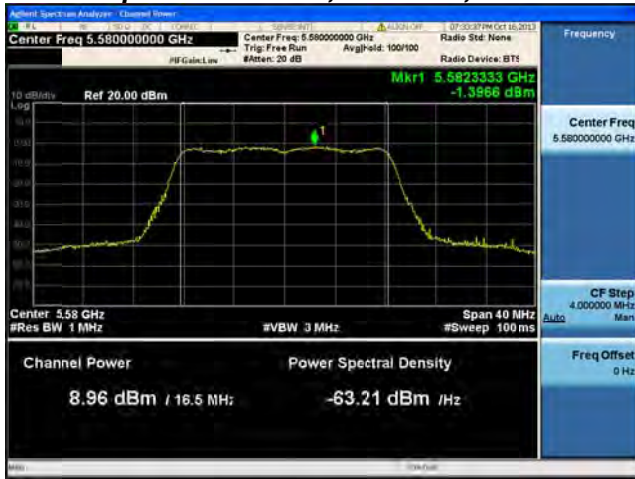
Antenna B



Antenna C



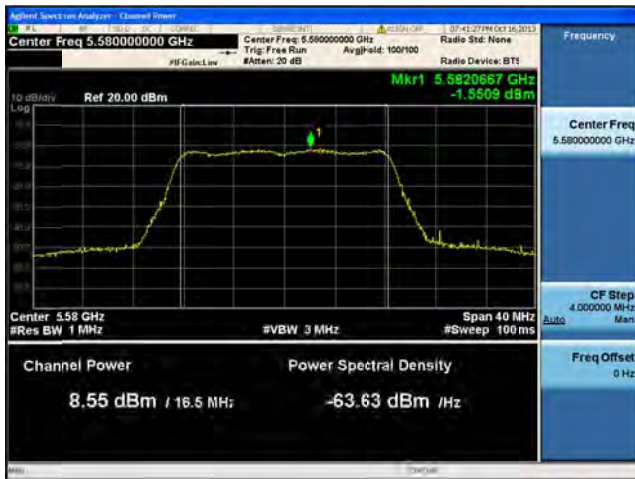
Peak Output Power / PSD, 5580 MHz, Non HT/VHT20, 6 to 54 Mbps



Antenna A



Antenna B



Antenna C



Antenna D



Peak Output Power / PSD, 5580 MHz, Non HT/VHT20 Beam Forming, 6 to 54 Mbps



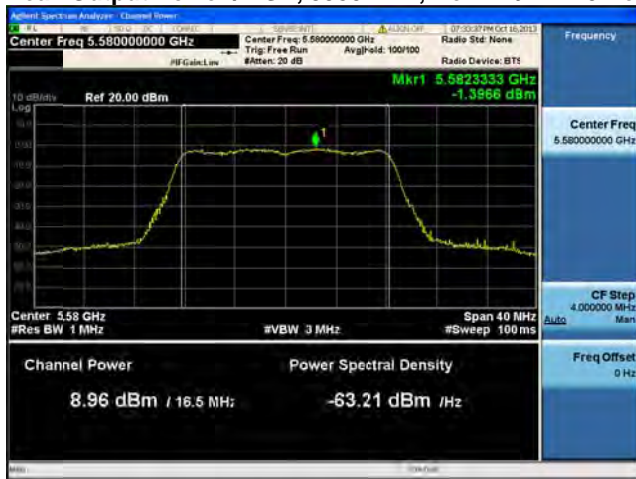
Antenna A



Antenna B



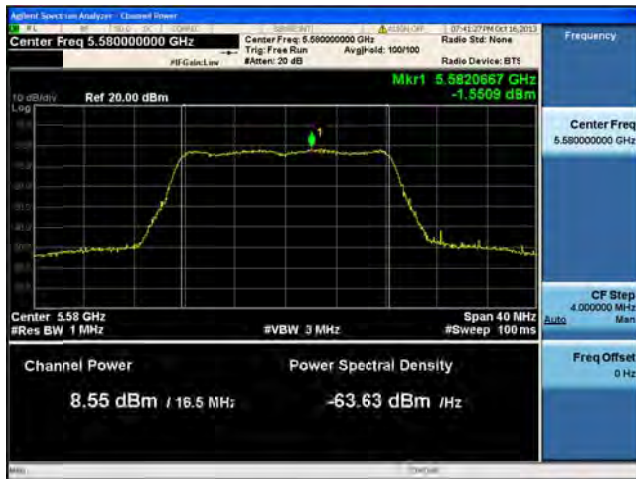
Peak Output Power / PSD, 5580 MHz, Non HT/VHT20 Beam Forming, 6 to 54 Mbps



Antenna A



Antenna B



Antenna C



Peak Output Power / PSD, 5580 MHz, Non HT/VHT20 Beam Forming, 6 to 54 Mbps



Antenna A



Antenna B



Antenna C



Antenna D

Peak Output Power / PSD, 5580 MHz, HT/VHT20, M0 to M7, M0.1 to M9.1



Antenna A



Peak Output Power / PSD, 5580 MHz, HT/VHT20, M0 to M7, M0.1 to M9.1



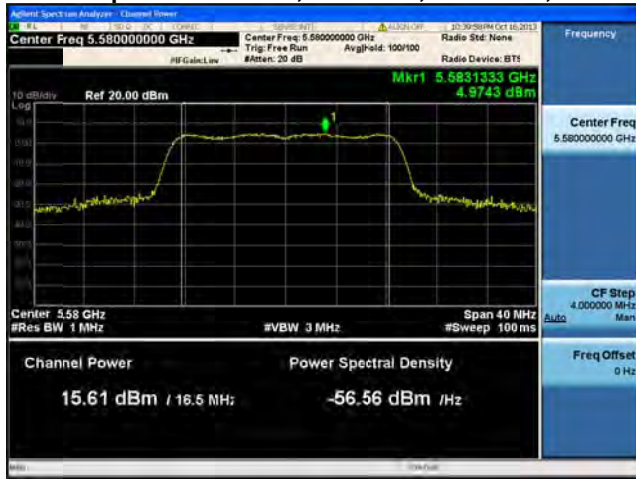
Antenna A



Antenna B



Peak Output Power / PSD, 5580 MHz, HT/VHT20, M8 to M15, M0.2 to M9.2



Antenna A



Antenna B



Peak Output Power / PSD, 5580 MHz, HT/VHT20, M0 to M7, M0.1 to M9.1



Antenna A



Antenna B



Antenna C



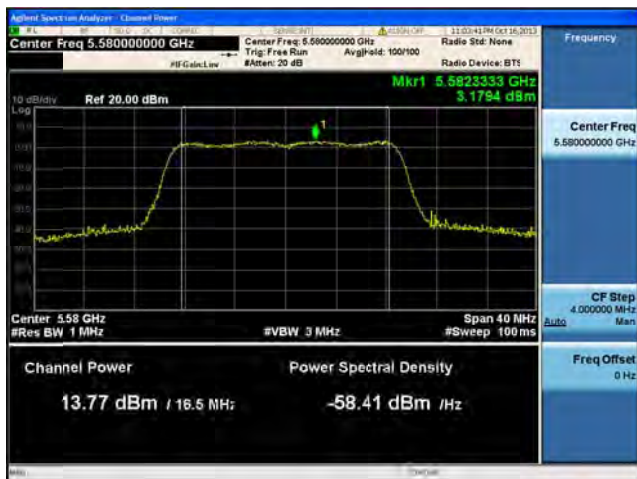
Peak Output Power / PSD, 5580 MHz, HT/VHT20, M8 to M15, M0.2 to M9.2



Antenna A



Antenna B



Antenna C



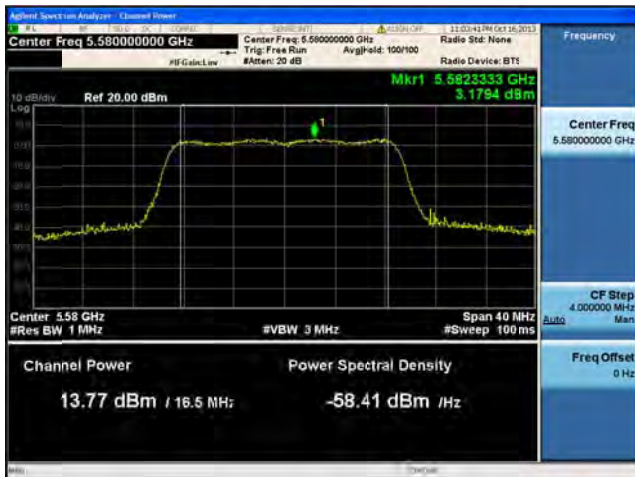
Peak Output Power / PSD, 5580 MHz, HT/VHT20, M16 to M23, M0.3 to M9.3



Antenna A



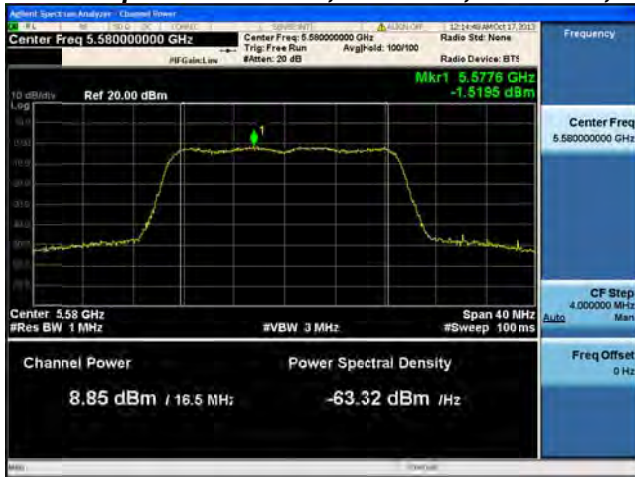
Antenna B



Antenna C



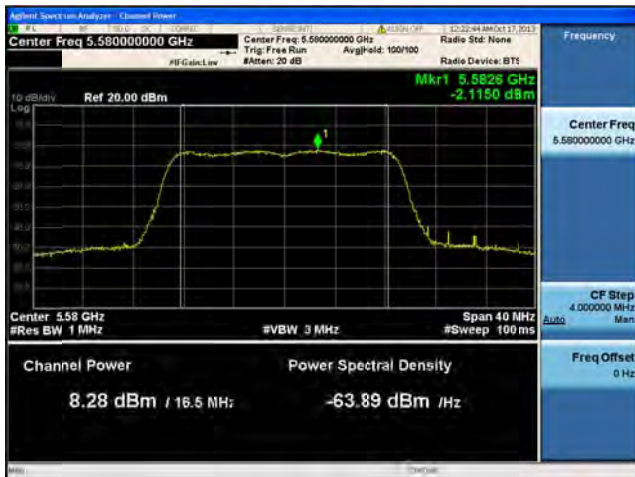
Peak Output Power / PSD, 5580 MHz, HT/VHT20, M0 to M7, M0.1 to M9.1



Antenna A



Antenna B



Antenna C



Antenna D



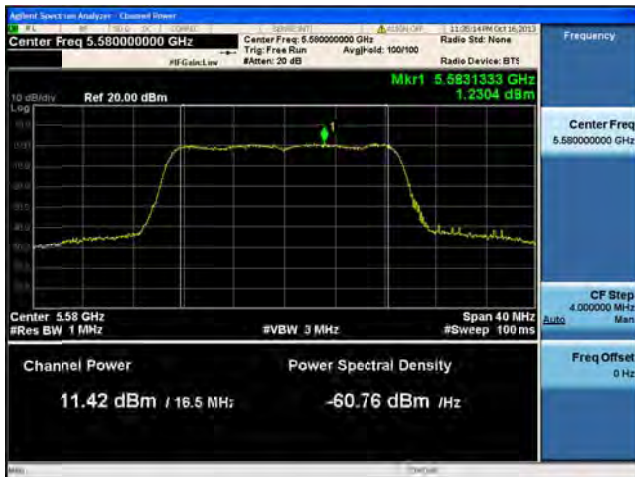
Peak Output Power / PSD, 5580 MHz, HT/VHT20, M8 to M15, M0.2 to M9.2



Antenna A



Antenna B



Antenna C



Antenna D



Peak Output Power / PSD, 5580 MHz, HT/VHT20, M16 to M23, M0.3 to M9.3



Antenna A



Antenna B



Antenna C



Antenna D

Peak Output Power / PSD, 5580 MHz, HT/VHT20 Beam Forming, M0 to M7, M0.1 to M9.1



Antenna A



Antenna B



Peak Output Power / PSD, 5580 MHz, HT/VHT20 Beam Forming, M8 to M15, M0.2 to M9.2



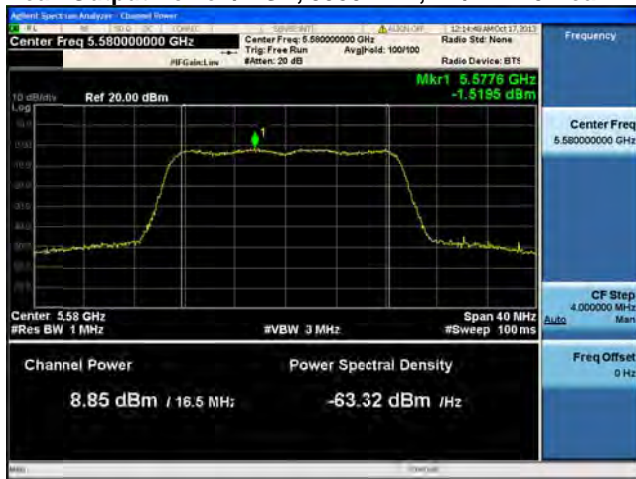
Antenna A



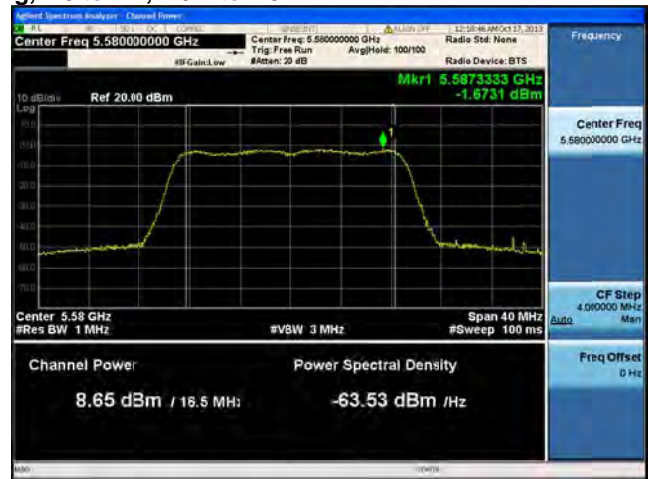
Antenna B



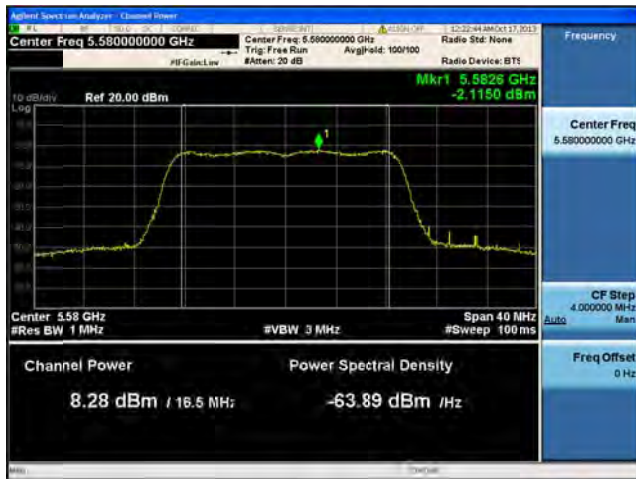
Peak Output Power / PSD, 5580 MHz, HT/VHT20 Beam Forming, M0 to M7, M0.1 to M9.1



Antenna A



Antenna B



Antenna C



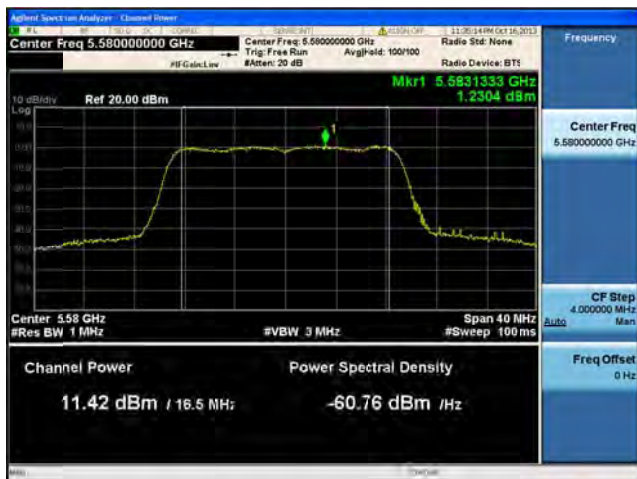
Peak Output Power / PSD, 5580 MHz, HT/VHT20 Beam Forming, M8 to M15, M0.2 to M9.2



Antenna A



Antenna B



Antenna C



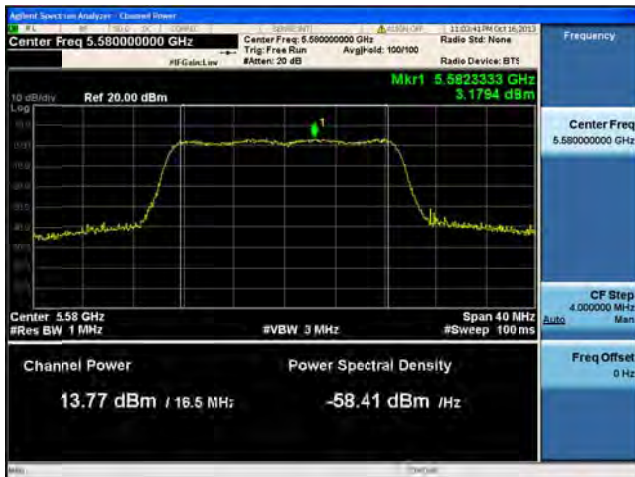
Peak Output Power / PSD, 5580 MHz, HT/VHT20 Beam Forming, M16 to M23, M0.3 to M9.3



Antenna A



Antenna B



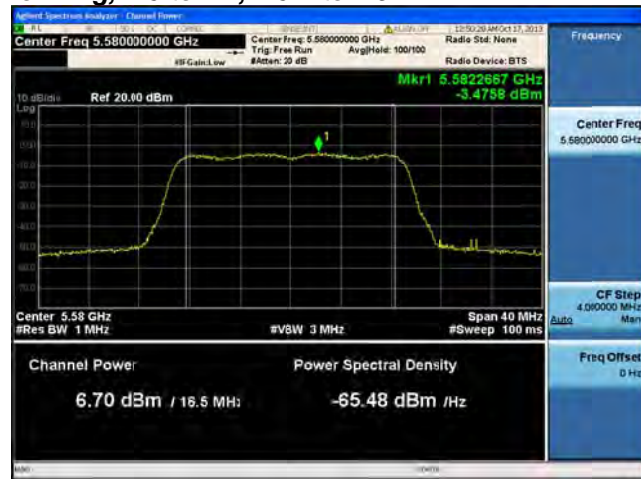
Antenna C



Peak Output Power / PSD, 5580 MHz, HT/VHT20 Beam Forming, M0 to M7, M0.1 to M9.1



Antenna A



Antenna B



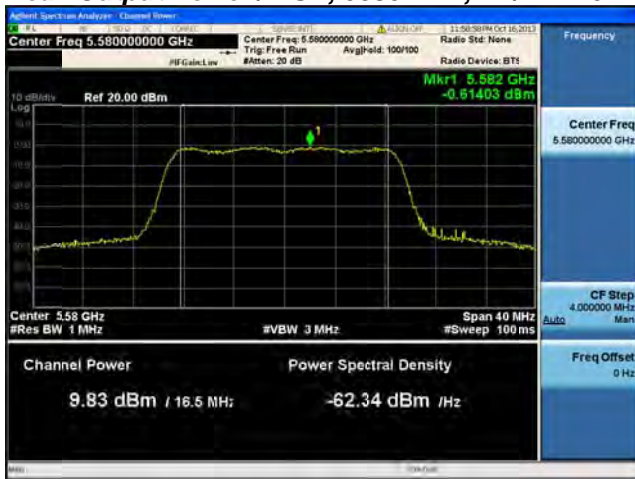
Antenna C



Antenna D



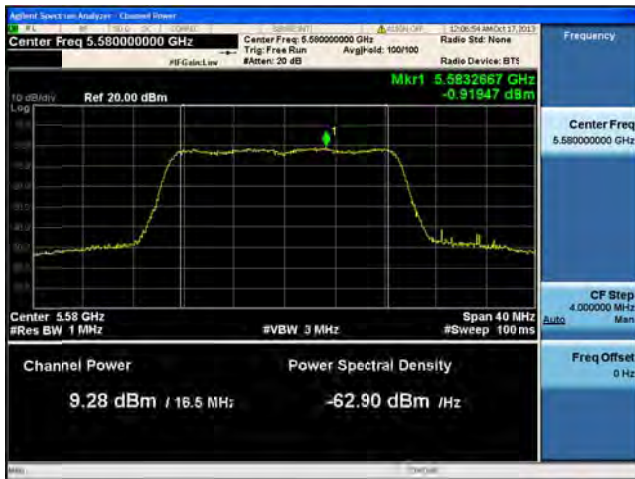
Peak Output Power / PSD, 5580 MHz, HT/VHT20 Beam Forming, M8 to M15, M0.2 to M9.2



Antenna A



Antenna B



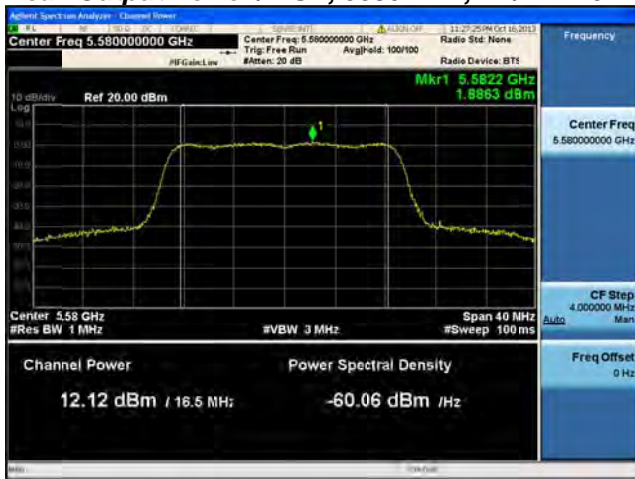
Antenna C



Antenna D



Peak Output Power / PSD, 5580 MHz, HT/VHT20 Beam Forming, M16 to M23, M0.3 to M9.3



Antenna A



Antenna B



Antenna C



Antenna D



Peak Output Power / PSD, 5580 MHz, HT/VHT20 STBC, M0 to M7, M0.1 to M9.1



Antenna A



Antenna B



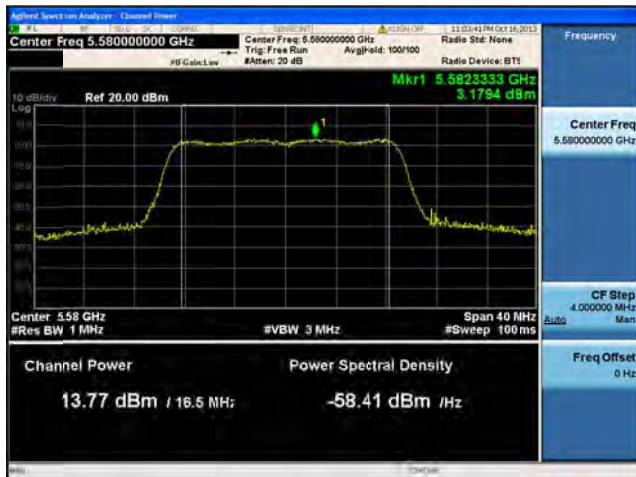
Peak Output Power / PSD, 5580 MHz, HT/VHT20 STBC, M0 to M7, M0.1 to M9.1



Antenna A



Antenna B



Antenna C



Peak Output Power / PSD, 5580 MHz, HT/VHT20 STBC, M0 to M7, M0.1 to M9.1



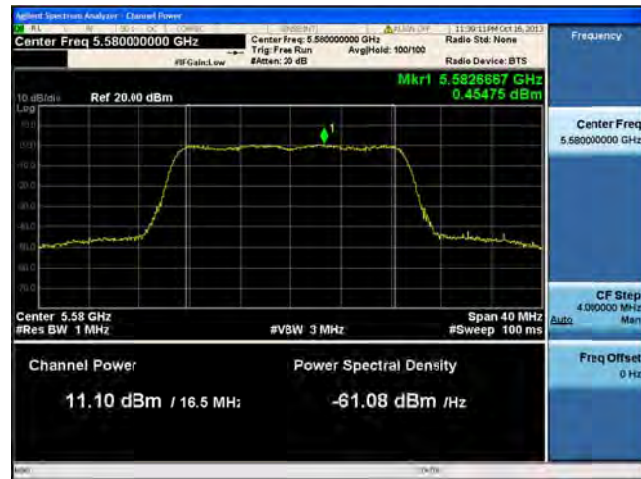
Antenna A



Antenna B



Antenna C



Antenna D

Peak Output Power / PSD, 5660 MHz, Non HT/VHT20, 6 to 54 Mbps



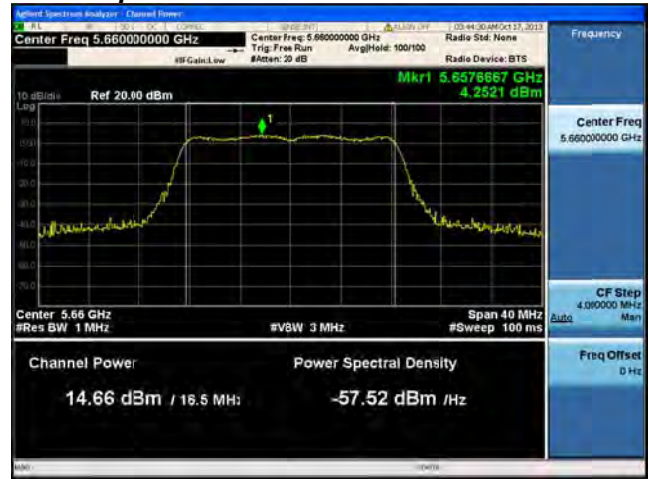
Antenna A



Peak Output Power / PSD, 5660 MHz, Non HT/VHT20, 6 to 54 Mbps



Antenna A



Antenna B



Peak Output Power / PSD, 5660 MHz, Non HT/VHT20, 6 to 54 Mbps



Antenna A



Antenna B



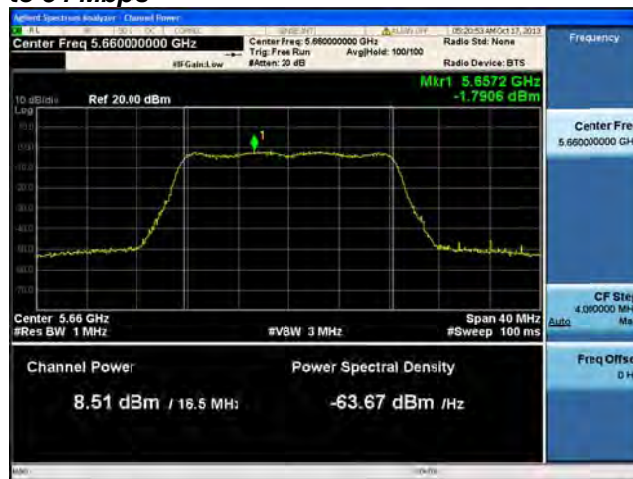
Antenna C



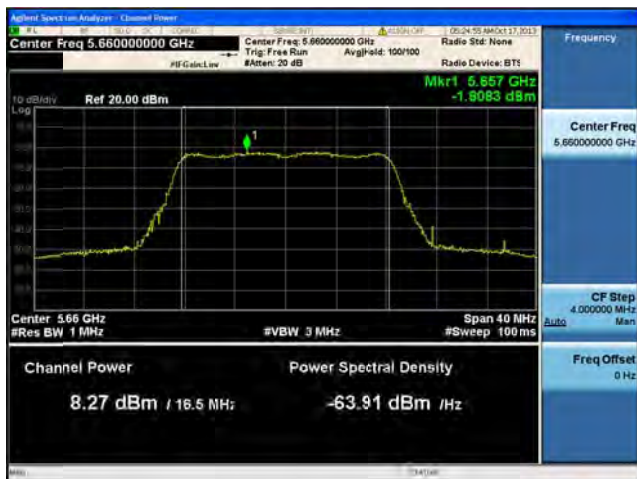
Peak Output Power / PSD, 5660 MHz, Non HT/VHT20, 6 to 54 Mbps



Antenna A



Antenna B



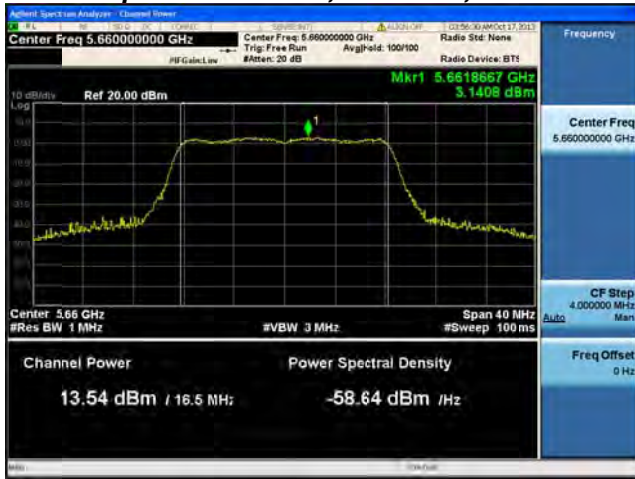
Antenna C



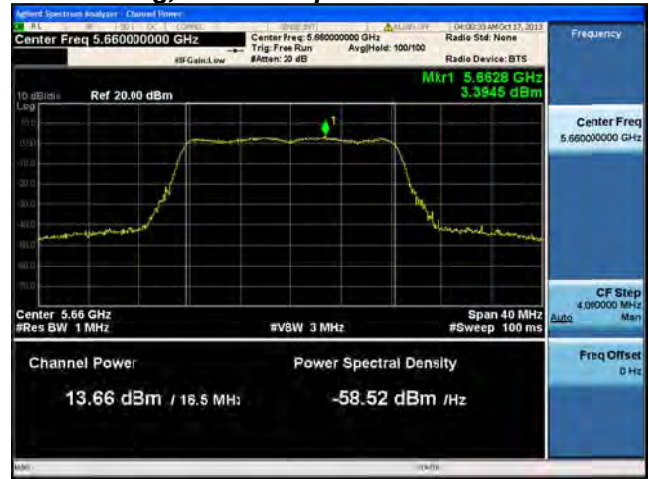
Antenna D



Peak Output Power / PSD, 5660 MHz, Non HT/VHT20 Beam Forming, 6 to 54 Mbps



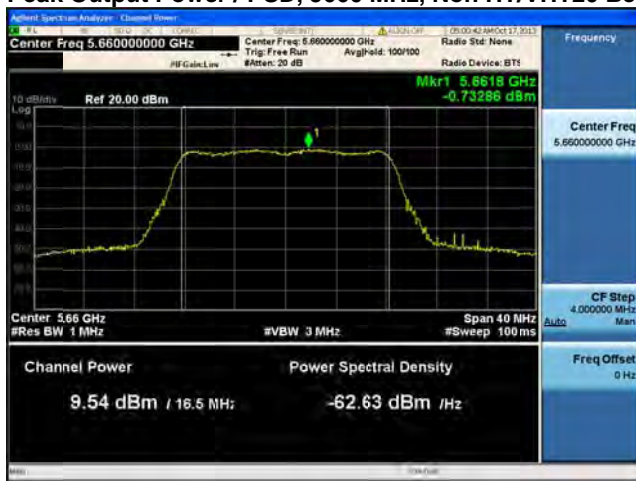
Antenna A



Antenna B



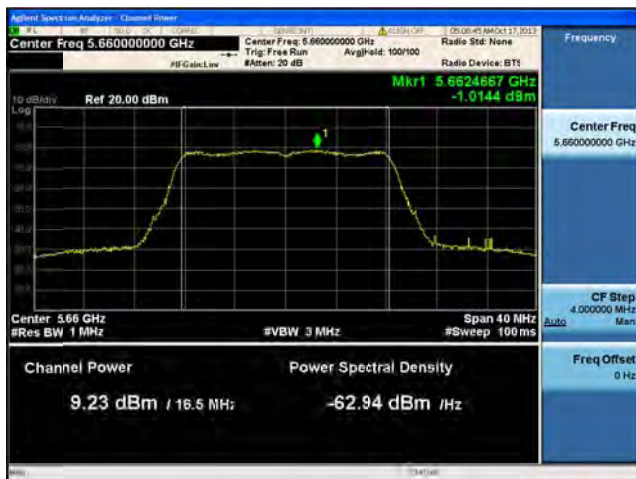
Peak Output Power / PSD, 5660 MHz, Non HT/VHT20 Beam Forming, 6 to 54 Mbps



Antenna A



Antenna B



Antenna C



Peak Output Power / PSD, 5660 MHz, Non HT/VHT20 Beam Forming, 6 to 54 Mbps



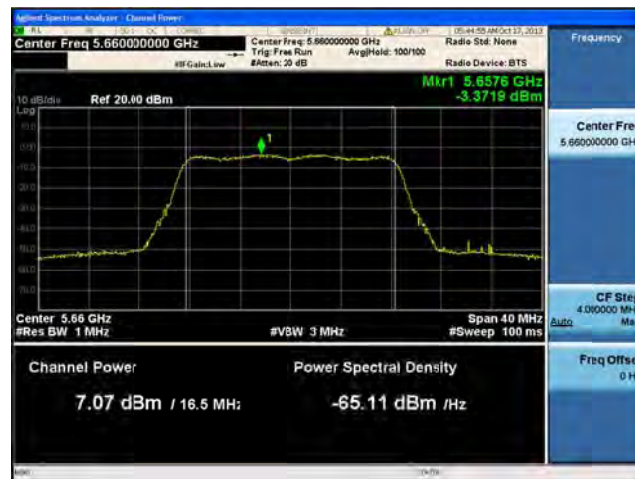
Antenna A



Antenna B



Antenna C



Antenna D

Peak Output Power / PSD, 5660 MHz, HT/VHT20, M0 to M7, M0.1 to M9.1



Antenna A

Peak Output Power / PSD, 5660 MHz, HT/VHT20, M0 to M7, M0.1 to M9.1



Antenna A



Antenna B

Peak Output Power / PSD, 5660 MHz, HT/VHT20, M8 to M15, M0.2 to M9.2



Antenna A



Antenna B



Peak Output Power / PSD, 5660 MHz, HT/VHT20, M0 to M7, M0.1 to M9.1



Antenna A



Antenna B



Antenna C



Peak Output Power / PSD, 5660 MHz, HT/VHT20, M8 to M15, M0.2 to M9.2



Antenna A



Antenna B



Antenna C



Peak Output Power / PSD, 5660 MHz, HT/VHT20, M16 to M23, M0.3 to M9.3



Antenna A



Antenna B



Antenna C



Peak Output Power / PSD, 5660 MHz, HT/VHT20, M0 to M7, M0.1 to M9.1



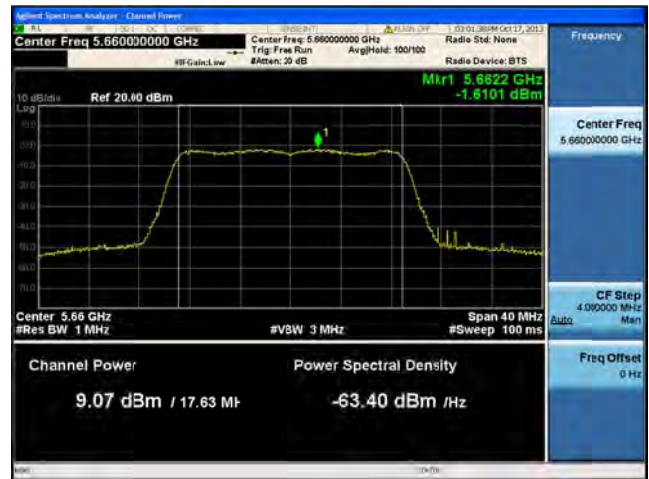
Antenna A



Antenna B



Antenna C



Antenna D



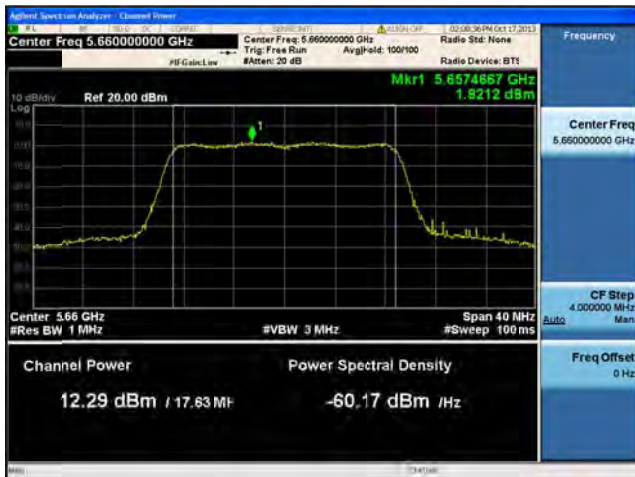
Peak Output Power / PSD, 5660 MHz, HT/VHT20, M8 to M15, M0.2 to M9.2



Antenna A



Antenna B



Antenna C



Antenna D



Peak Output Power / PSD, 5660 MHz, HT/VHT20, M16 to M23, M0.3 to M9.3



Antenna A



Antenna B



Antenna C



Antenna D



Peak Output Power / PSD, 5660 MHz, HT/VHT20 Beam Forming, M0 to M7, M0.1 to M9.1



Antenna A

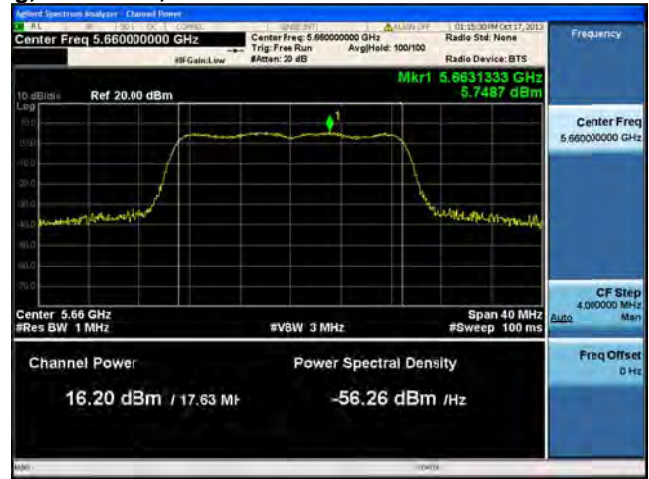


Antenna B

Peak Output Power / PSD, 5660 MHz, HT/VHT20 Beam Forming, M8 to M15, M0.2 to M9.2



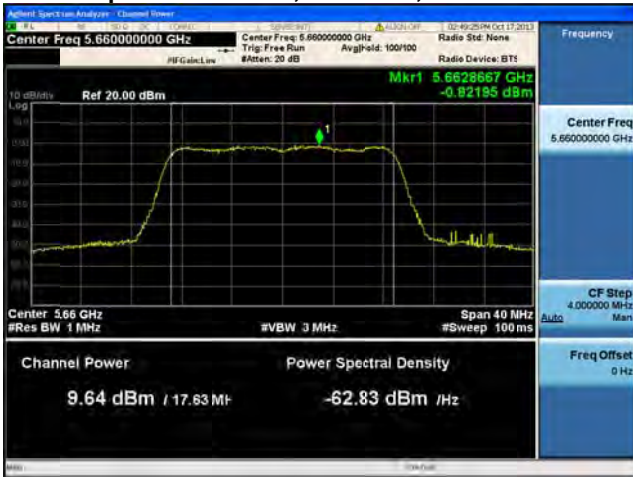
Antenna A



Antenna B



Peak Output Power / PSD, 5660 MHz, HT/VHT20 Beam Forming, M0 to M7, M0.1 to M9.1



Antenna A



Antenna B



Antenna C



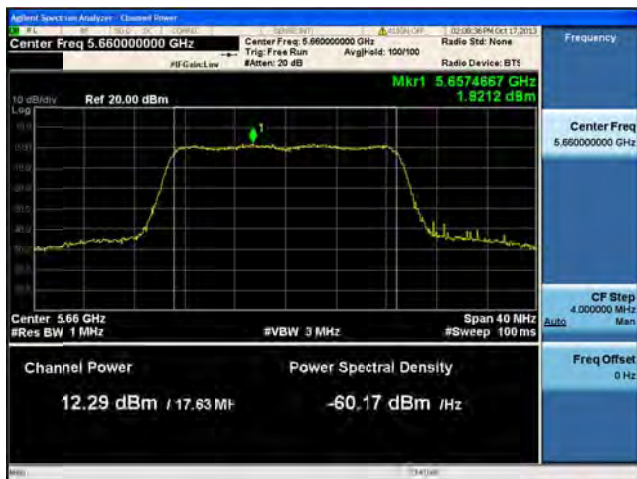
Peak Output Power / PSD, 5660 MHz, HT/VHT20 Beam Forming, M8 to M15, M0.2 to M9.2



Antenna A



Antenna B



Antenna C



Peak Output Power / PSD, 5660 MHz, HT/VHT20 Beam Forming, M16 to M23, M0.3 to M9.3



Antenna A



Antenna B



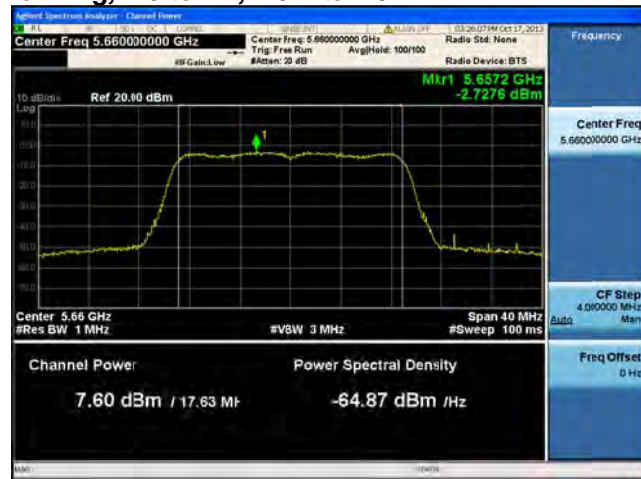
Antenna C



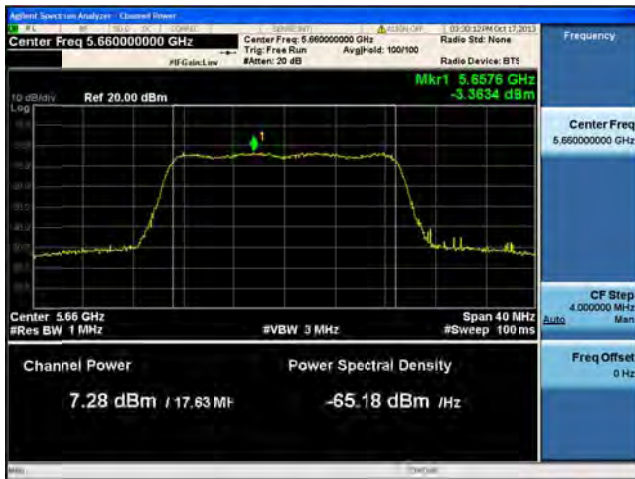
Peak Output Power / PSD, 5660 MHz, HT/VHT20 Beam Forming, M0 to M7, M0.1 to M9.1



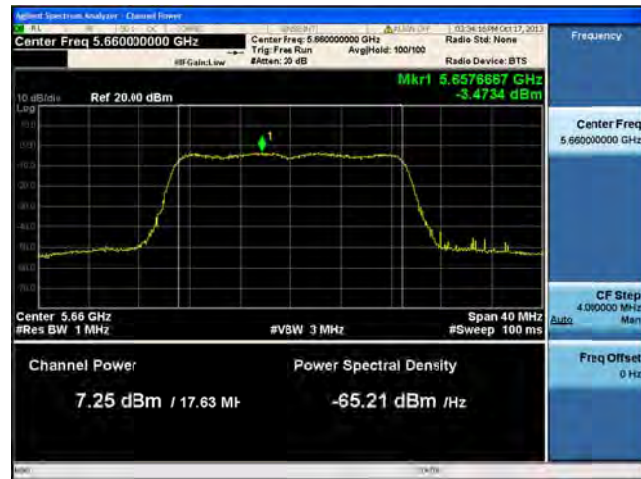
Antenna A



Antenna B



Antenna C



Antenna D



Peak Output Power / PSD, 5660 MHz, HT/VHT20 Beam Forming, M8 to M15, M0.2 to M9.2



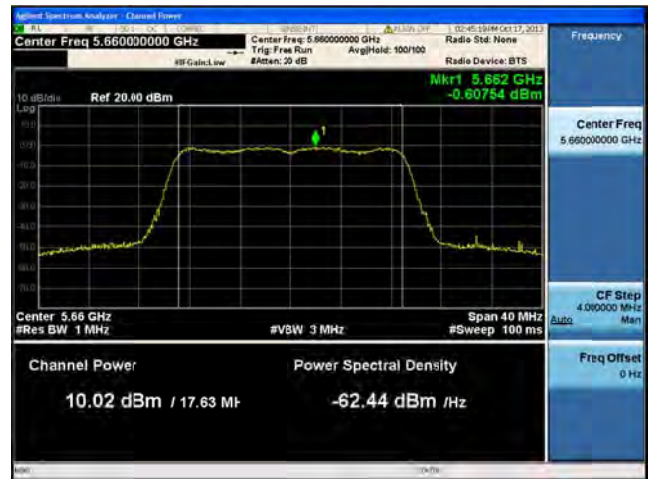
Antenna A



Antenna B



Antenna C



Antenna D



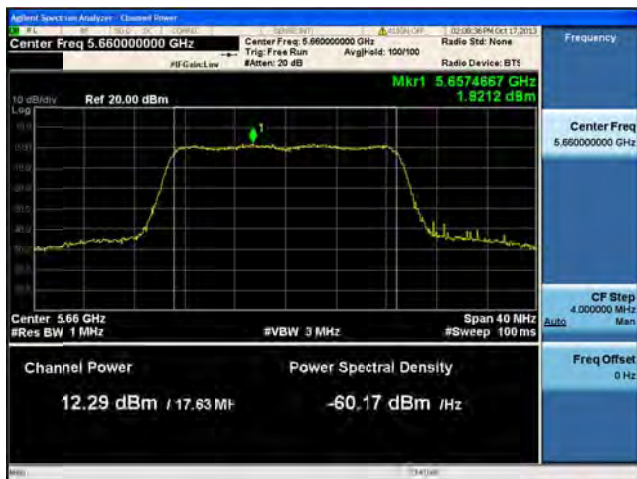
Peak Output Power / PSD, 5660 MHz, HT/VHT20 Beam Forming, M16 to M23, M0.3 to M9.3



Antenna A



Antenna B



Antenna C



Antenna D



Peak Output Power / PSD, 5660 MHz, HT/VHT20 STBC, M0 to M7, M0.1 to M9.1



Antenna A



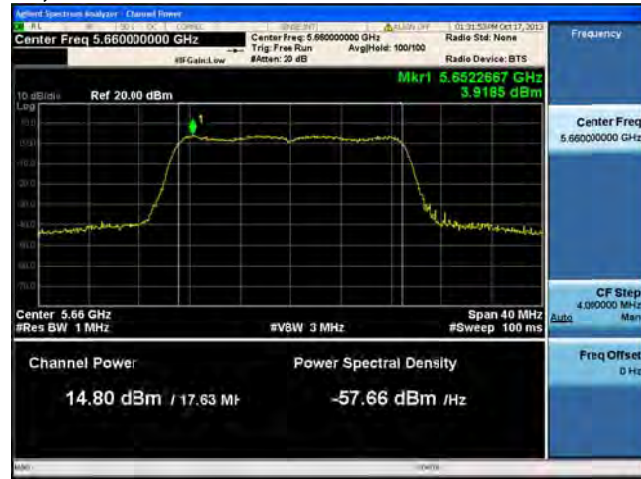
Antenna B



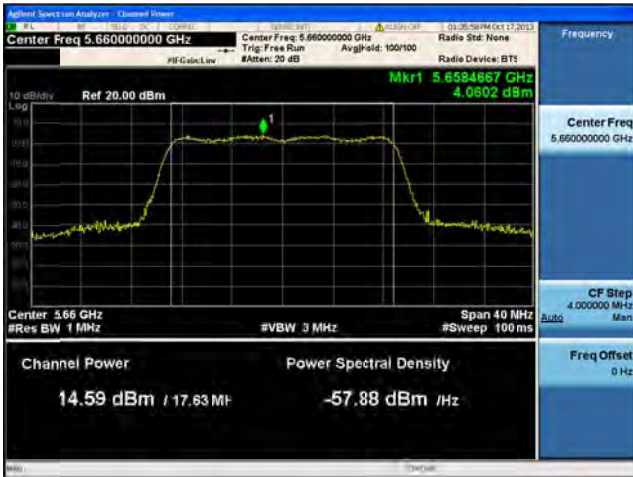
Peak Output Power / PSD, 5660 MHz, HT/VHT20 STBC, M0 to M7, M0.1 to M9.1



Antenna A



Antenna B



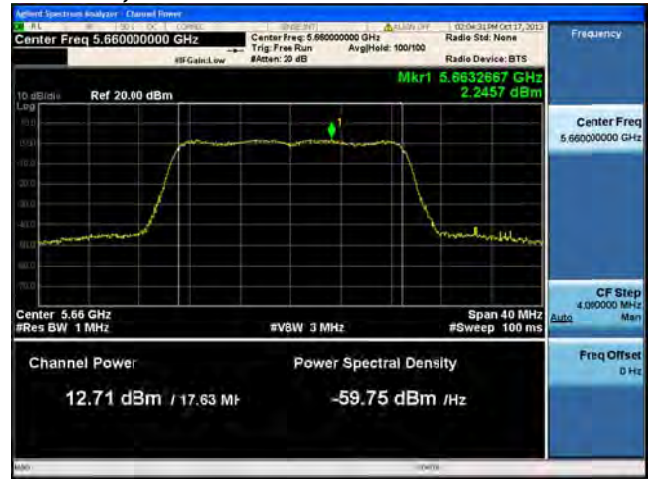
Antenna C



Peak Output Power / PSD, 5660 MHz, HT/VHT20 STBC, M0 to M7, M0.1 to M9.1



Antenna A



Antenna B



Antenna C



Antenna D

Peak Output Power / PSD, 5670 MHz, Non HT/VHT40, 6 to 54 Mbps



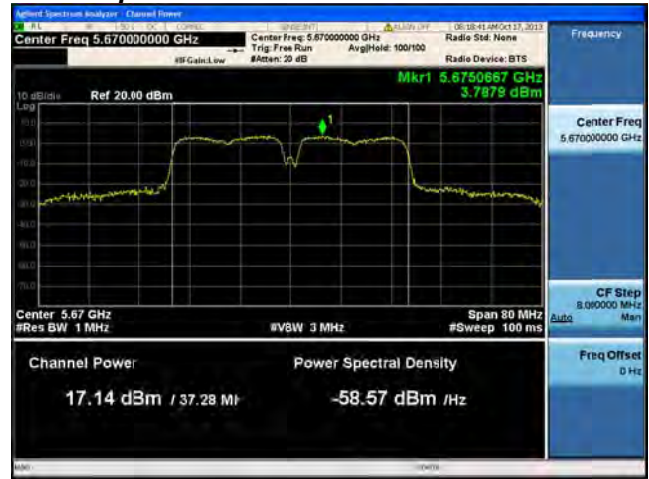
Antenna A



Peak Output Power / PSD, 5670 MHz, Non HT/VHT40, 6 to 54 Mbps



Antenna A



Antenna B



Peak Output Power / PSD, 5670 MHz, Non HT/VHT40, 6 to 54 Mbps



Antenna A



Antenna B



Antenna C



Peak Output Power / PSD, 5670 MHz, Non HT/VHT40, 6 to 54 Mbps



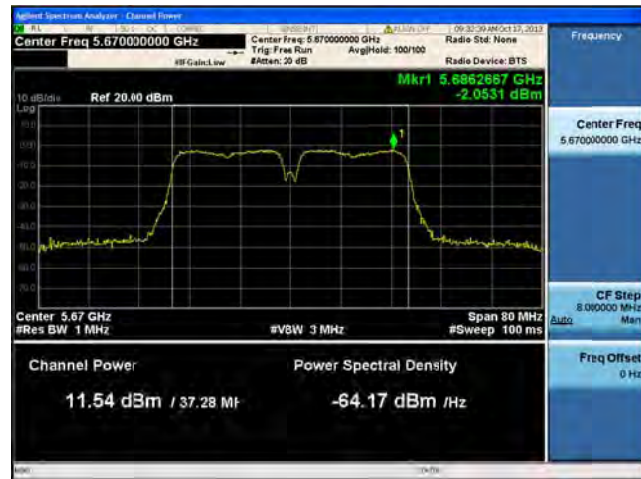
Antenna A



Antenna B



Antenna C



Antenna D



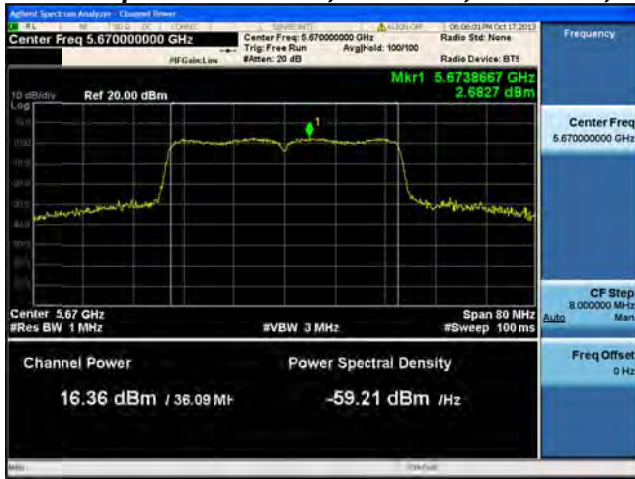
Peak Output Power / PSD, 5670 MHz, HT/VHT40, M0 to M7, M0.1 to M9.1



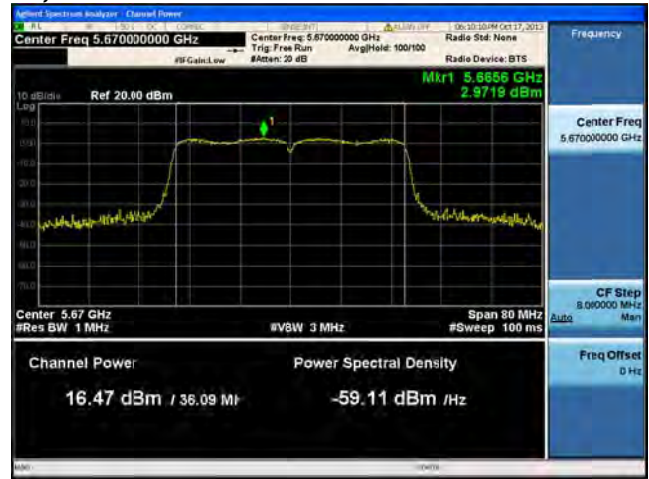
Antenna A



Peak Output Power / PSD, 5670 MHz, HT/VHT40, M0 to M7, M0.1 to M9.1



Antenna A



Antenna B



Peak Output Power / PSD, 5670 MHz, HT/VHT40, M8 to M15, M0.2 to M9.2



Antenna A



Antenna B



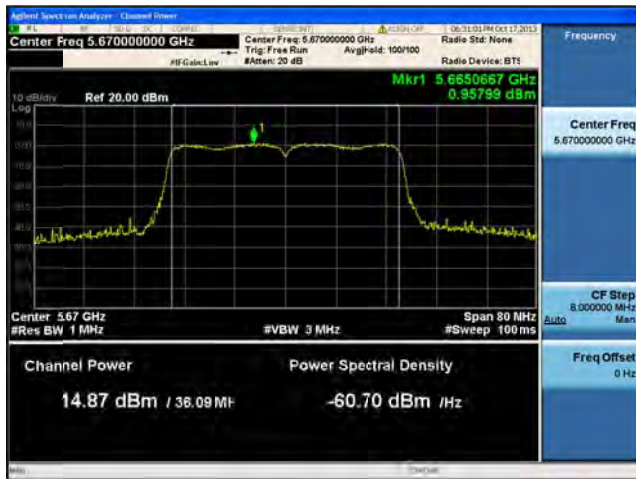
Peak Output Power / PSD, 5670 MHz, HT/VHT40, M0 to M7, M0.1 to M9.1



Antenna A



Antenna B



Antenna C



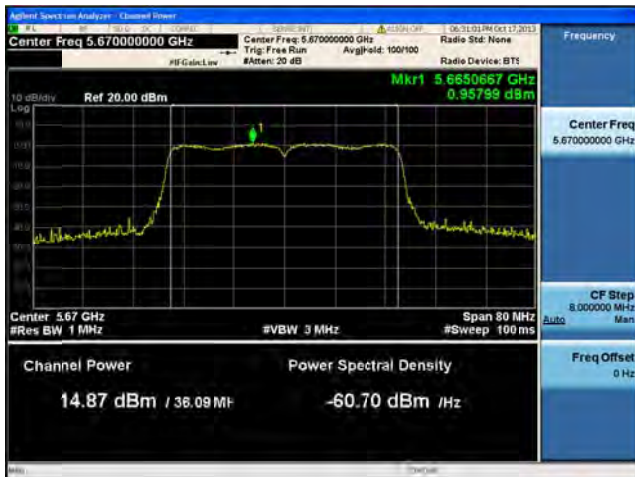
Peak Output Power / PSD, 5670 MHz, HT/VHT40, M8 to M15, M0.2 to M9.2



Antenna A



Antenna B



Antenna C



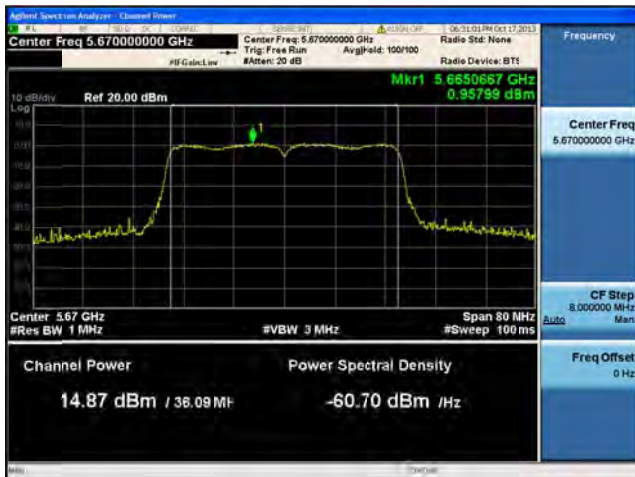
Peak Output Power / PSD, 5670 MHz, HT/VHT40, M16 to M23, M0.3 to M9.3



Antenna A



Antenna B



Antenna C



Peak Output Power / PSD, 5670 MHz, HT/VHT40, M0 to M7, M0.1 to M9.1



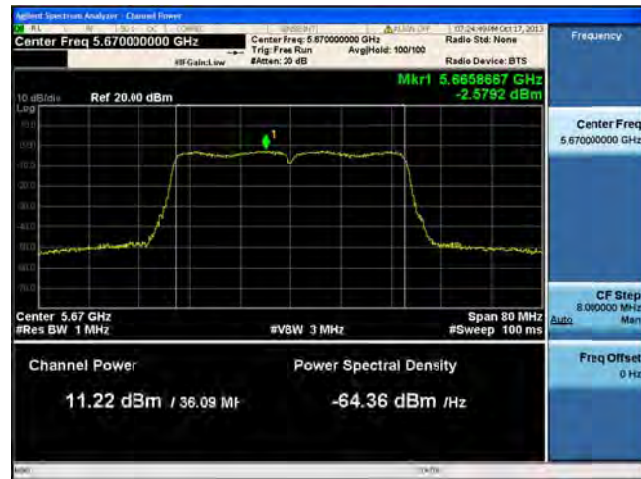
Antenna A



Antenna B



Antenna C



Antenna D



Peak Output Power / PSD, 5670 MHz, HT/VHT40, M8 to M15, M0.2 to M9.2



Antenna A



Antenna B



Antenna C



Antenna D



Peak Output Power / PSD, 5670 MHz, HT/VHT40, M16 to M23, M0.3 to M9.3



Antenna A



Antenna B



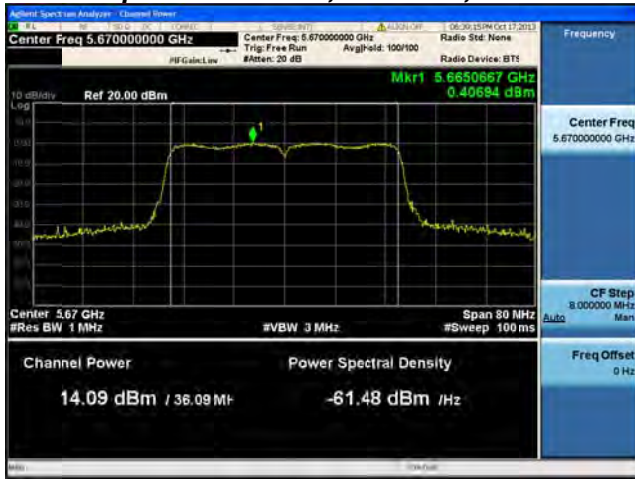
Antenna C



Antenna D



Peak Output Power / PSD, 5670 MHz, HT/VHT40 Beam Forming, M0 to M7, M0.1 to M9.1



Antenna A



Antenna B