




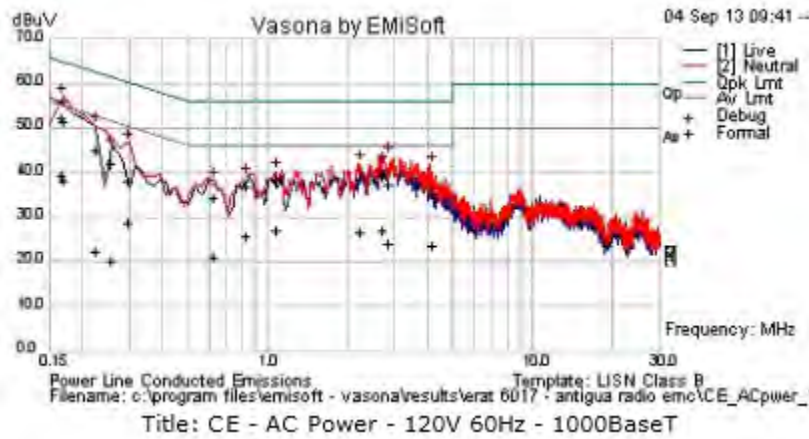
**Test Setup for Conducted Measurements**



**Test Setup for Radiated Measurements**



### Conducted Emissions



Test Result Table

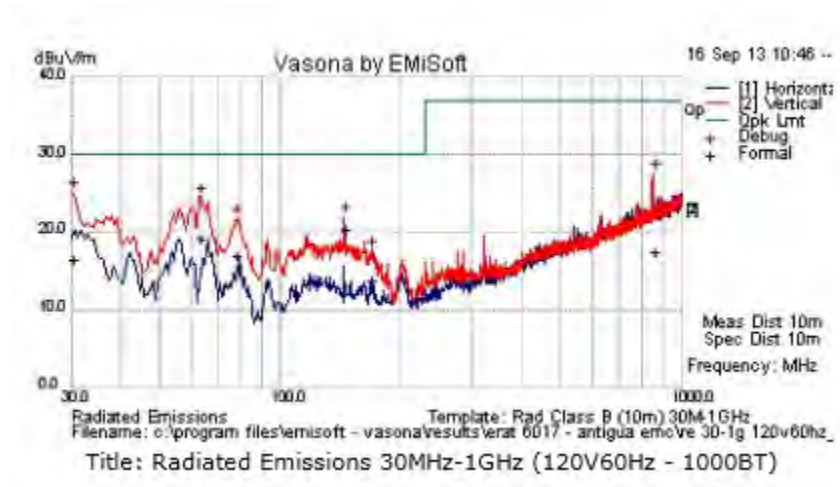
Frequency MHz	Raw dBuV	Cable Loss	Factors dB	Level dBuV	Measurement Type	Line	Limit dBuV	Margin dB	Pass /Fail	Comments
0.168	29.9	21.2	0.2	51.3	Qp	L	65.1	-13.7	Pass	
0.256	21.3	20.7	0.1	42.1	Qp	L	61.6	-19.5	Pass	
0.222	23.9	20.9	0.1	44.9	Qp	L	62.7	-17.9	Pass	
2.695	19	20	0	39	Qp	L	56	-17	Pass	
0.826	16.7	20	0	36.7	Qp	L	56	-19.3	Pass	
0.618	14.2	20	0	34.3	Qp	L	56	-21.7	Pass	
0.293	17.7	20.6	0	38.3	Qp	N	60.4	-22.1	Pass	
1.07	18.4	20	0	38.4	Qp	N	56	-17.6	Pass	
2.834	17.2	20	0	37.2	Qp	N	56	-18.8	Pass	
0.166	30.8	21.3	0.2	52.3	Qp	N	65.2	-12.9	Pass	
2.221	18.6	20	0	38.7	Qp	N	56	-17.3	Pass	
4.111	15.3	20	0	35.4	Qp	N	56	-20.6	Pass	
0.168	17	21.2	0.2	38.4	Av	L	55.1	-16.7	Pass	
0.256	-0.4	20.7	0.1	20.4	Av	L	51.6	-31.2	Pass	
0.222	1.4	20.9	0.1	22.4	Av	L	52.7	-30.3	Pass	
2.695	7	20	0	27.1	Av	L	46	-18.9	Pass	
0.826	5.5	20	0	25.6	Av	L	46	-20.4	Pass	
0.618	0.9	20	0	21	Av	L	46	-25	Pass	
0.293	8	20.6	0	28.6	Av	N	50.4	-21.8	Pass	
1.07	7	20	0	27	Av	N	46	-19	Pass	
2.834	4	20	0	24	Av	N	46	-22	Pass	
0.166	18.2	21.3	0.2	39.6	Av	N	55.2	-15.5	Pass	
2.221	6.5	20	0	26.5	Av	N	46	-19.5	Pass	
4.111	3.5	20	0	23.6	Av	N	46	-22.4	Pass	



**Test Setup for Conducted Measurements**



## Radiated emissions



### Test Result Table

Frequency MHz	Raw dBuV	Cable Loss	AF dB	Level dBuV/m	Measurement Type	Pol	Hgt cm	Azt Deg	Limit dBuV/m	Margin dB	Pass /Fail	Comments
30.449	22.5	0.7	-6.8	16.3	Qp	V	149	290	30	-13.7	Pass	
63.207	38.4	1	-20.2	19.2	Qp	V	197	87	30	-10.8	Pass	
144.011	34	1.4	-14.9	20.5	Qp	V	119	255	30	-9.5	Pass	
77.91	35.5	1.1	-19.8	16.8	Qp	V	119	19	30	-13.2	Pass	
853.084	20.6	3.3	-6.4	17.5	Qp	V	274	6	37	-19.5	Pass	
168.944	27.9	1.5	-15.7	13.7	Qp	V	115	34	30	-16.3	Pass	

