





Radiated Emissions 30 – 1000 MHz



Radiated Emissions 1 – 18 GHz



Radiated Emissions 18 – 40 GHz





**Power-Line Conducted Emissions**