




Radiated Emissions 30 – 1000 MHz



Radiated Emissions 1 – 18 GHz



Radiated Emissions above 18 GHz



Power-Line Conducted Emissions