




RADIO TEST REPORT

FCC ID : LDK-9160S2875
Equipment : Catalyst Wireless 9164I Series Wi-Fi 6E Access Point
Brand Name : CISCO
Model Name : CW9164I-B,CW9164I-MR
Applicant : Cisco Systems Inc
125 West Tasman Drive San Jose California United States
95134-1706
Manufacturer : Cisco Systems Inc
125 West Tasman Drive San Jose California United States
95134-1706
Standard : 47 CFR FCC Part 15.407

The product was received on Aug. 24, 2023, and testing was started from Sep. 02, 2023 and completed on Sep. 18, 2023. We, Sporton International Inc. Hsinchu Laboratory, would like to declare that the tested sample has been evaluated in accordance with the procedures given in ANSI C63.10-2013 and shown compliance with the applicable technical standards.

The test results in this variant report apply exclusively to the tested model / sample. Without written approval of Sporton International Inc. Hsinchu Laboratory, the test report shall not be reproduced except in full.



Approved by: Sam Chen

Sporton International Inc. Hsinchu Laboratory
No.8, Ln. 724, Bo'ai St., Zhubei City, Hsinchu County 302010, Taiwan (R.O.C.)



Table of Contents

History of this test report.....3

Summary of Test Result.....4

1 General Description5

1.1 Information.....5

1.2 Applicable Standards13

1.3 Testing Location Information.....13

1.4 Measurement Uncertainty13

2 Test Configuration of EUT14

2.1 Test Channel Mode14

2.2 The Worst Case Measurement Configuration18

2.3 EUT Operation during Test19

2.4 Accessories19

2.5 Support Equipment.....20

2.6 Test Setup Diagram21

3 Transmitter Test Result22

3.1 Emission Bandwidth22

3.2 Maximum Equivalent Isotropically Radiated Power (E.I.R.P.)23

3.3 Peak Power Spectral Density (E.I.R.P.).....25

3.4 Unwanted Emissions.....28

4 Test Equipment and Calibration Data33

Appendix A. Test Results of Emission Bandwidth

Appendix B. Test Results of Maximum Equivalent Isotropically Radiated Power (E.I.R.P.)

Appendix C. Test Results of Peak Power Spectral Density (E.I.R.P.)

Appendix D. Test Results of Unwanted Emissions

Appendix E. Test Photos

Photographs of EUT v01



Summary of Test Result

Report Clause	Ref Std. Clause	Test Items	Result (PASS/FAIL)	Remark
1.1.2	15.203	Antenna Requirement	PASS	-
3.1	15.407(a)	Emission Bandwidth	PASS	-
3.2	15.407(a)	Maximum Equivalent Isotopically Radiated Power (E.I.R.P.)	PASS	-
3.3	15.407(a)	Peak Power Spectral Density (E.I.R.P.)	PASS	-
3.4	15.407(b)	Unwanted Emissions	PASS	-
-	15.407(d)	Contention-Based Protocol	N/A	Standard Power AP w/o test

Note: Reference to Sporton Project No.: 1D2822-26.

Conformity Assessment Condition:

1. The test results (PASS/FAIL) with all measurement uncertainty excluded are presented against the regulation limits or in accordance with the requirements stipulated by the applicant/manufacturer who shall bear all the risks of non-compliance that may potentially occur if measurement uncertainty is taken into account.
2. The measurement uncertainty please refer to each test result in the chapter "Measurement Uncertainty".

Disclaimer:

The product specifications of the EUT presented in the test report that may affect the test assessments are declared by the manufacturer who shall take full responsibility for the authenticity.

Reviewed by: Sam Chen
Report Producer: Sandy Chuang



1 General Description

1.1 Information

1.1.1 RF General Information

For LPI Access Point:

Frequency Range (MHz)	IEEE Std. 802.11	Ch. Frequency (MHz)	Channel Number
5925-7125	ax (HEW20)	5955-7115	1-233 [59]
5925-7125	ax (HEW40)	5965-7085	3-227 [29]
5925-7125	ax (HEW80)	5985-7025	7-215 [14]
5925-7125	ax (HEW160)	6025-6985	15-207 [7]

<Radio 2>

Band	Mode	BWch (MHz)	Nant
5925-7125MHz	802.11ax HEW20	20	1, 2, 4
5925-7125MHz	802.11ax HEW20-BF	20	2, 4
5925-7125MHz	802.11ax HEW40	40	1, 2, 4
5925-7125MHz	802.11ax HEW40-BF	40	2, 4
5925-7125MHz	802.11ax HEW80	80	1, 2, 4
5925-7125MHz	802.11ax HEW80-BF	80	2, 4
5925-7125MHz	802.11ax HEW160	160	1, 2, 4
5925-7125MHz	802.11ax HEW160-BF	160	2, 4

<Radio 3>

Band	Mode	BWch (MHz)	Nant
5925-7125MHz	802.11ax HEW20	20	1



For Standard Power Access Point:

Frequency Range (MHz)	IEEE Std. 802.11	Ch. Frequency (MHz)	Channel Number
5925-6425	ax (HEW20)	5955-6415	1-93 [24]
6525-6875		6535-6855	117-181 [17]
5925-6425	ax (HEW40)	5965-6405	3-91 [12]
6525-6875		6565-6845	123-179 [8]
5925-6425	ax (HEW80)	5985-6385	7-87 [6]
6525-6875		6625-6785	135-167 [3]
5925-6425	ax (HEW160)	6025-6345	15-79 [3]
6525-6875		6665	143 [1]

<Radio 2>

Band	Mode	BWch (MHz)	Nant
5925-6425 / 6525-6875 MHz	802.11ax HEW20	20	1, 2, 4
5925-6425 / 6525-6875 MHz	802.11ax HEW20-BF	20	2, 4
5925-6425 / 6525-6875 MHz	802.11ax HEW40	40	1, 2, 4
5925-6425 / 6525-6875 MHz	802.11ax HEW40-BF	40	2, 4
5925-6425 / 6525-6875 MHz	802.11ax HEW80	80	1, 2, 4
5925-6425 / 6525-6875 MHz	802.11ax HEW80-BF	80	2, 4
5925-6425 / 6525-6875 MHz	802.11ax HEW160	160	1, 2, 4
5925-6425 / 6525-6875 MHz	802.11ax HEW160-BF	160	2, 4

<Radio 3>

Band	Mode	BWch (MHz)	Nant
5925-6425 / 6525-6875 MHz	802.11ax HEW20	20	1

Note:

- HEW20, HEW40, HEW80 and HEW160 use a combination of OFDMA-BPSK, QPSK, 16QAM, 64QAM, 256QAM, 1024QAM modulation.
- BWch is the nominal channel bandwidth.



1.1.2 Antenna Information

Ant.	Port					Brand	Model Name	Ant. Type	Connector	Gain (dBi)
	R1: WLAN 2.4GHz	R1: WLAN 5GHz UNII 1~3	R2: WLAN 6GHz UNII 5~8	R3: WLAN 2.4GHz /5GHz UNII1~3 /6GHz UNII 5~8	Bluetooth					
1	-	4	-	-	-	CISCO	95XEAJ15.G04	Folded	I-PEX	Note2
2	-	3	-	-	-	CISCO	95XEAJ15.G03	Folded	I-PEX	
3	2	2	-	-	-	CISCO	95XEAJ15.G05	Folded	I-PEX	
4	1	1	-	-	-	CISCO	95XEAJ15.G06	Folded	I-PEX	
5	-	-	4	-	-	CISCO	95XEAJ15.G12	H-POL Alford loop	I-PEX	
6	-	-	3	-	-	CISCO	95XEAJ15.G11	H-POL Alford loop	I-PEX	
7	-	-	1	-	-	CISCO	95XEAJ15.G09	H-POL Alford loop	I-PEX	
8	-	-	2	-	-	CISCO	95XEAJ15.G10	H-POL Alford loop	I-PEX	
9	-	-	-	1	-	CISCO	95XEAJ15.G07	PIFA	I-PEX	
10	-	-	-	2	-	CISCO	95XEAJ15.G08	PIFA	I-PEX	
11	-	-	-	-	1	CISCO	95XEAJ15.G13	PIFA	I-PEX	

Note1: R means Radio.

Note2:

Ant.	Antenna Gain (dBi)										Remark
	WLAN 2.4GHz	WLAN 5GHz UNII 1	WLAN 5GHz UNII 2A	WLAN 5GHz UNII 2C	WLAN 5GHz UNII 3	WLAN 6GHz UNII 5	WLAN 6GHz UNII 6	WLAN 6GHz UNII 7	WLAN 6GHz UNII 8	Bluetooth	
1	-	4.27	3.94	1.88	2.57	-	-	-	-	-	Radio 1
2	-	5.09	5.16	2.89	2.72	-	-	-	-	-	Radio 1
3	2.79	2.78	2.74	2.66	1.91	-	-	-	-	-	Radio 1
4	2.62	5.24	5.46	4.26	3.94	-	-	-	-	-	Radio 1
5	-	-	-	-	-	2.4	2.41	1.39	0.77	-	Radio 2
6	-	-	-	-	-	2.95	1.96	1.32	0.87	-	Radio 2
7	-	-	-	-	-	2.95	2.31	0.99	0.61	-	Radio 2
8	-	-	-	-	-	2.91	3.96	1.59	0.33	-	Radio 2
9	3.3	4.0				5.3				-	Radio 3
10	3.3	4.0				5.3				-	Radio 3
11	-	-	-	-	-	-	-	-	-	3.8	Radio 4



Note3:

Item	Directional Gain (dBi)									Remark
	WLAN 2.4GHz	WLAN 5GHz UNII 1	WLAN 5GHz UNII 2A	WLAN 5GHz UNII 2C	WLAN 5GHz UNII 3	WLAN 6GHz UNII 5	WLAN 6GHz UNII 6	WLAN 6GHz UNII 7	WLAN 6GHz UNII 8	
2T1S	4.29	5.39	5.26	4.69	4.16	-	-	-	-	Radio 1
2T2S	1.28	2.99	2.99	2.02	1.65	-	-	-	-	
4T1S	-	6.99	7.25	6.62	5.97	-	-	-	-	
4T2S	-	5.24	5.46	4.26	3.94	-	-	-	-	
4T4S	-	1.09	1.55	0.94	0.27	-	-	-	-	
2T1S	-	-	-	-	-	5.38	4.47	4.13	3.08	Radio 2
2T2S	-	-	-	-	-	2.37	1.59	1.12	0.09	
4T1S	-	-	-	-	-	7.45	6.03	6.05	4.51	
4T2S	-	-	-	-	-	4.45	3.96	3.05	1.51	
4T4S	-	-	-	-	-	1.51	0.27	0.07	-1.19	

Note4: The above information (except gain of Radio 1 and Radio 2) was declared by manufacturer.

Note5: Radio 1 (WLAN 2.4/5GHz UNII 1~3), Radio 2 (6GHz UNII 5~8): The directional gain is measured which follows the procedure of KDB 662911 D03.

Note6: The EUT has eleven antennas.

For WLAN 2.4GHz function (Radio 1):

For IEEE 802.11b/g/n/VHT/ax mode (1TX,2TX/2RX):

For 1TX

Only Port 1 can be use as transmitting antenna.

For 2TX

Only Port 1 and Port 2 can be use as transmitting antenna.

Port 1 and Port 2 could transmit simultaneously.

For 2RX

Port 1, Port 2 can be used as receiving antennas.

Port 1, Port 2 could receive simultaneously.

For WLAN 5GHz function (Radio 1):

For IEEE 802.11a/n/ac/ax mode (1TX,2TX,4TX/4RX):

For 1TX

Only Port 1 can be use as transmitting antenna.

For 2TX

Only Port 1 and Port 2 can be use as transmitting antenna.

Port 1 and Port 2 could transmit simultaneously.

For 4TX

Port 1, Port 2, Port 3 and Port 4 can be use as transmitting antenna.

Port 1, Port 2, Port 3 and Port 4 could transmit simultaneously.

For 4RX

Port 1, Port 2, Port 3 and Port 4 can be used as receiving antennas.

Port 1, Port 2, Port 3 and Port 4 could receive simultaneously.

For 6GHz function (Radio 2):

For IEEE 802.11ax mode (1TX,2TX,4TX/4RX):

For 1TX

Only Port 1 can be use as transmitting antenna.

For 2TX

Only Port 1 and Port 2 can be use as transmitting antenna.

Port 1 and Port 2 could transmit simultaneously.

For 4TX

Port 1, Port 2, Port 3 and Port 4 can be use as transmitting antenna.

Port 1, Port 2, Port 3 and Port 4 could transmit simultaneously.

For 4RX

Port 1, Port 2, Port 3 and Port 4 can be used as receiving antennas.



Port 1, Port 2, Port 3 and Port 4 could receive simultaneously.

For Scanning Radio 3:

For WLAN 2.4GHz function

For 802.11b/g/n/VHT/ax mode (1TX/2RX):

For 1TX

Only Port 1 can be use as transmitting antenna.

For 2RX

Port 1 and Port 2 can be used as receiving antennas.

Port 1 and Port 2 could receive simultaneously.

For WLAN 5GHz function

For IEEE 802.11a/n/ac/ax mode (1TX/2RX):

For 1TX

Only Port 1 can be use as transmitting antenna.

For 2RX

Port 1 and Port 2 can be used as receiving antennas.

Port 1 and Port 2 could receive simultaneously.

For 6GHz function:

For IEEE 802.11ax mode (1TX/2RX):

For 1TX

Only Port 1 can be use as transmitting antenna.

For 2RX

Port 1 and Port 2 can be used as receiving antennas.

Port 1 and Port 2 could receive simultaneously.

For Bluetooth function (Radio 4):

For Bluetooth mode (1TX/1RX):

Only Port 1 can be used as transmitting/receiving antenna.



1.1.3 Mode Test Duty Cycle

For Radio 2:

Table with 5 columns: Mode, DC, DCF(dB), T(s), VBW(Hz) ≥ 1/T. Rows include modes like 802.11ax HEW20_Nss 1,(M0) with values for DC, DCF, T, and VBW.

For Radio 3:

Table with 5 columns: Mode, DC, DCF(dB), T(s), VBW(Hz) ≥ 1/T. Row includes mode 802.11ax HEW20_Nss 1,(M0) with values for DC, DCF, T, and VBW.

Note:

- DC is Duty Cycle.
• DCF is Duty Cycle Factor.

1.1.4 EUT Operational Condition

Table with 2 columns: EUT Power Type, From Power Adapter or PoE. Rows include Beamforming Function, Device Type, Channel Puncturing Function, Support RU, and Test Software Version.

Note: The above information was declared by manufacturer.



1.1.5 Table for Multiple Listing

Equipment Name	Model Name	SW	R1: 2.4GHz	R1: 5GHz Full Band	R2: 6GHz	R3: 2.4GHz/5GHz/6GHz	R4: Bluetooth
Catalyst Wireless 9164I Series Wi-Fi 6E Access Point	CW9164I-B	Cisco	V	V (with 80+80MHz)	V	V	V
	CW9164I-MR	Meraki	V	V (without 80+80MHz)	V	V	V

Note1: From the above models, model: CW9164I-B was selected as representative model for the test and its data was recorded in this report.

Note2: The above information was declared by manufacturer.

1.1.6 Table for Radio function

Radio \ Function	WLAN 2.4GHz	WLAN 5GHz UNII 1~2A	WLAN 5GHz UNII 2C~3	WLAN 6GHz UNII 5~8	Bluetooth
1 (Iron Radio)	V	V	V	-	-
2 (Pine Radio)	-	-	-	V	-
3 (Scanning Radio)	V	V	V	V	-
4	-	-	-	-	V

Note1: The above information was declared by manufacturer.

Note2: The Radio 2 and Radio 3 can't operate simultaneously.

1.1.7 Table for EUT Operation Function

Mode	Operation Function
1	R1: 2.4GHz/5GHz Full Band + R2: 6GHz (LPI Access Point) + R3: 2.4GHz + R4: Bluetooth
2	R1: 2.4GHz/5GHz Full Band + R2: 6GHz (LPI Access Point) + R3: 5GHz + R4: Bluetooth
3	R1: 2.4GHz/5GHz Full Band + R2: 6GHz (LPI Access Point) + R3: 6GHz (LPI Access Point) + R4: Bluetooth
4	R1: 2.4GHz/5GHz Full Band + R2: 6GHz (Standard Power Access Point) + R3: 2.4GHz + R4: Bluetooth
5	R1: 2.4GHz/5GHz Full Band + R2: 6GHz (Standard Power Access Point) + R3: 5GHz + R4: Bluetooth
6	R1: 2.4GHz/5GHz Full Band + R2: 6GHz (Standard Power Access Point) + R3: 6GHz (Standard Power Access Point) + R4: Bluetooth

Note: The above information was declared by manufacturer.



1.1.8 Table for Permissive Change

This product is an extension of original one reported under Sporton project number: FR271817AC.

Below is the table for the change of the product with respect to the original one.

Modifications	Performance Checking
Adding Standard Power Access Point for the device.	1. Emission Bandwidth 2. Maximum Equivalent Isotopically Radiated Power (E.I.R.P.) 3. Peak Power Spectral Density (E.I.R.P.) 4. Unwanted Emissions above 1GHz



1.2 Applicable Standards

According to the specifications of the manufacturer, the EUT must comply with the requirements of the following standards:

- ◆ 47 CFR FCC Part 15.407
- ◆ ANSI C63.10-2013
- ◆ FCC KDB 789033 D02 v02r01

The following reference test guidance is not within the scope of accreditation of TAF.

- ◆ FCC KDB 987594 D02 v02r01
- ◆ FCC KDB 662911 D03 v01
- ◆ FCC KDB 412172 D01 v01r01

1.3 Testing Location Information

Testing Location Information	
Test Lab. : Sporton International Inc. Hsinchu Laboratory	
Hsinchu (TAF: 3787)	ADD: No.8, Ln. 724, Bo'ai St., Zhubei City, Hsinchu County 302010, Taiwan (R.O.C.) TEL: 886-3-656-9065 FAX: 886-3-656-9085 Test site Designation No. TW3787 with FCC. Conformity Assessment Body Identifier (CABID) TW3787 with ISED.

Test Condition	Test Site No.	Test Engineer	Test Environment (°C / %)	Test Date
RF Conducted	TH01-CB	Eason Chen	24.2-25.1 / 56-67	Sep. 02, 2023~ Sep. 18, 2023
Radiated (For cabinet)	03CH04-CB	Roy Mai	23-24 / 56-59	Sep. 14, 2023

1.4 Measurement Uncertainty

ISO/IEC 17025 requires that an estimate of the measurement uncertainties associated with the emissions test results be included in the report. The measurement uncertainties given below are based on a 95% confidence level (based on a coverage factor (k=2))

Test Items	Uncertainty	Remark
Radiated Emission (1GHz ~ 18GHz)	4.1 dB	Confidence levels of 95%
Radiated Emission (18GHz ~ 40GHz)	4.2 dB	Confidence levels of 95%
Conducted Emission	3.1 dB	Confidence levels of 95%
Output Power Measurement	0.8 dB	Confidence levels of 95%
Power Density Measurement	3.1 dB	Confidence levels of 95%
Bandwidth Measurement	2.2%	Confidence levels of 95%



2 Test Configuration of EUT

2.1 Test Channel Mode

For Radio 2:

Mode	Power Setting
802.11ax HEW20_Nss1,(MCS0)_1TX	-
5955MHz	17
6195MHz	17
6415MHz	17
6535MHz	17
6695MHz	17
6855MHz	17
802.11ax HEW40_Nss1,(MCS0)_1TX	-
5965MHz	17
6205MHz	17
6405MHz	17
6565MHz	17
6685MHz	17
6845MHz	17
802.11ax HEW80_Nss1,(MCS0)_1TX	-
5985MHz	17
6225MHz	17
6385MHz	17
6625MHz	17
6705MHz	17
6785MHz	17
802.11ax HEW160_Nss1,(MCS0)_1TX	-
6025MHz	17
6185MHz	17
6345MHz	17
6665MHz	17
802.11ax HEW20_Nss1,(MCS0)_2TX	-
5955MHz	17
6195MHz	17
6415MHz	17
6535MHz	17
6695MHz	17
6855MHz	17
802.11ax HEW40_Nss1,(MCS0)_2TX	-



Mode	Power Setting
5965MHz	16.5
6205MHz	17
6405MHz	17
6565MHz	17
6685MHz	17
6845MHz	17
802.11ax HEW80_Nss1,(MCS0)_2TX	-
5985MHz	16
6225MHz	17
6385MHz	17
6625MHz	17
6705MHz	17
6785MHz	17
802.11ax HEW160_Nss1,(MCS0)_2TX	-
6025MHz	17
6185MHz	17
6345MHz	17
6665MHz	17
802.11ax HEW20_Nss1,(MCS0)_4TX	-
5955MHz	17
6195MHz	17
6415MHz	17
6535MHz	17
6695MHz	17
6855MHz	17
802.11ax HEW40_Nss1,(MCS0)_4TX	-
5965MHz	15.5
6205MHz	17
6405MHz	17
6565MHz	17
6685MHz	17
6845MHz	17
802.11ax HEW80_Nss1,(MCS0)_4TX	-
5985MHz	15
6225MHz	17
6385MHz	17
6625MHz	17
6705MHz	17
6785MHz	17



Mode	Power Setting
802.11ax HEW160_Nss1,(MCS0)_4TX	-
6025MHz	15.5
6185MHz	17
6345MHz	17
6665MHz	17
802.11ax HEW20-BF_Nss1,(MCS0)_2TX	-
5955MHz	17
6195MHz	17
6415MHz	17
6535MHz	17
6695MHz	17
6855MHz	17
802.11ax HEW40-BF_Nss1,(MCS0)_2TX	-
5965MHz	16.5
6205MHz	17
6405MHz	17
6565MHz	17
6685MHz	17
6845MHz	17
802.11ax HEW80-BF_Nss1,(MCS0)_2TX	-
5985MHz	16
6225MHz	17
6385MHz	17
6625MHz	17
6705MHz	17
6785MHz	17
802.11ax HEW160-BF_Nss1,(MCS0)_2TX	-
6025MHz	17
6185MHz	17
6345MHz	17
6665MHz	17
802.11ax HEW20-BF_Nss1,(MCS0)_4TX	-
5955MHz	17
6195MHz	17
6415MHz	17
6535MHz	17
6695MHz	17
6855MHz	17
802.11ax HEW40-BF_Nss1,(MCS0)_4TX	-



Mode	Power Setting
5965MHz	15.5
6205MHz	17
6405MHz	17
6565MHz	17
6685MHz	17
6845MHz	17
802.11ax HEW80-BF_Nss1,(MCS0)_4TX	-
5985MHz	15
6225MHz	17
6385MHz	17
6625MHz	17
6705MHz	17
6785MHz	17
802.11ax HEW160-BF_Nss1,(MCS0)_4TX	-
6025MHz	15.5
6185MHz	17
6345MHz	17
6665MHz	17

For Radio 3:

Mode	Power Setting
802.11ax HEW20_Nss1,(MCS0)_1TX	-
5955MHz	20
6195MHz	20
6415MHz	20
6535MHz	20
6695MHz	20
6855MHz	20

Note1: Evaluated HEW20/HEW40/HEW80/HEW160 mode only, due to similar modulation. The power setting of HT20/HT40/VHT20/VHT40/VHT80/VHT160 mode are the same or lower than HEW20/HEW40/HEW80/HEW160.

Note2: The EUT supports non-beamforming and beamforming modes, after evaluating, the non-beamforming mode has been selected to execute all tests. The beamforming mode evaluates the output power only.



2.2 The Worst Case Measurement Configuration

The Worst Case Mode for Following Conformance Tests	
Tests Item	Emission Bandwidth Maximum Equivalent Isotropically Radiated Power (E.I.R.P.) Peak Power Spectral Density (E.I.R.P.) Emission MASK
Test Condition	Conducted measurement at transmit chains
1	R2: 1T1S
2	R2: 2T1S
3	R2: 4T1S
4	R3: 1T1S

The Worst Case Mode for Following Conformance Tests	
Tests Item	Unwanted Emissions
Test Condition	Conducted measurement at transmit chains
Operating Mode > 1GHz	CTX(Harmonic and bandedge)
1	R2: 1T1S
2	R2: 2T1S
3	R2: 4T1S
4	R3: 1T1S

The Worst Case Mode for Following Conformance Tests	
Tests Item	Unwanted Emissions
Test Condition	Radiated measurement
Operating Mode > 1GHz	CTX(Cabinet)
After evaluating, and the worst case was found as below. So the measurement will follow this same test configuration	
1	R2:1T1S_EUT in Z axis
2	R2:2T1S_EUT in Z axis
3	R2:4T1S_EUT in Y axis
4	R3:1T1S_EUT in X axis



The Worst Case Mode for Following Conformance Tests	
Tests Item	Simultaneous Transmission Analysis - Co-location RF Exposure Evaluation
Operating Mode	
1	R1: 2.4GH + R1: 5GHz Full Band +R2: 6GHz (LPI Access Point) + R3: 2.4GHz + R4: Bluetooth
2	R1: 2.4GH + R1: 5GHz Full Band +R2: 6GHz (LPI Access Point) + R3: 5GHz + R4: Bluetooth
3	R1: 2.4GH + R1: 5GHz Full Band +R2: 6GHz (LPI Access Point) + R3: 6GHz + R4: Bluetooth
4	R1: 2.4GH + R1: 5GHz Full Band +R2: 6GHz (Standard Power Access Point) + R3: 2.4GHz + R4: Bluetooth
5	R1: 2.4GH + R1: 5GHz Full Band +R2: 6GHz (Standard Power Access Point) + R3: 5GHz + R4: Bluetooth
6	R1: 2.4GH + R1: 5GHz Full Band +R2: 6GHz (Standard Power Access Point) + R3: 6GHz + R4: Bluetooth
Refer to Sporton Test Report No.: FA271817-08 for Co-location RF Exposure Evaluation.	

Note: The Adapter and PoEs are for measurement only, would not be marketed.

Adapter and PoEs information as below:

Power	Brand	Model
Adapter	UMEC	MA-PWR-50WAC
PoE	PHIHONG	POE29U-1AT

2.3 EUT Operation during Test

The EUT was programmed to be in continuously transmitting mode.

2.4 Accessories

Wall-mounted rack*1



2.5 Support Equipment

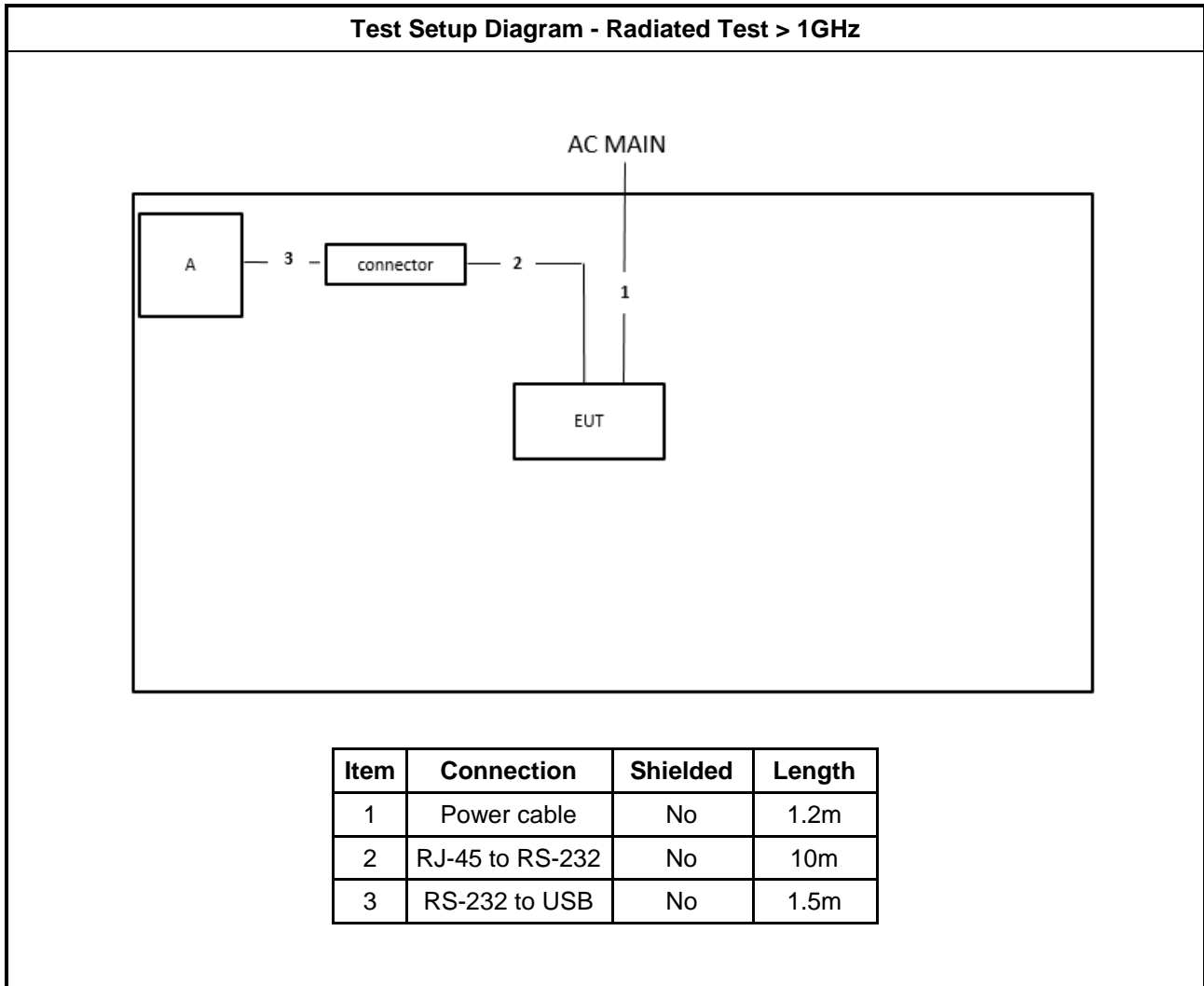
For Radiated (For cabinet):

Support Equipment				
No.	Equipment	Brand Name	Model Name	FCC ID
A	Notebook	DELL	E4300	N/A
B	Adapter	UMEC	MA-PWR-50WAC	N/A

For RF Conducted:

Support Equipment				
No.	Equipment	Brand Name	Model Name	FCC ID
A	Notebook	Lenovo	X1	N/A
B	PoE	PHIHONG	POE29U-1AT	N/A

2.6 Test Setup Diagram



3 Transmitter Test Result

3.1 Emission Bandwidth

3.1.1 Emission Bandwidth Limit

Emission Bandwidth Limit	
UNII Devices	
<input checked="" type="checkbox"/>	For the 5925-6425 GHz band, N/A
<input type="checkbox"/>	For the 6425-6525 GHz band, N/A
<input checked="" type="checkbox"/>	For the 6525-6875 GHz band, N/A
<input type="checkbox"/>	For the 6875-7125 GHz band, N/A
RLAN Devices	
<input type="checkbox"/>	For the 5925-6425 GHz band, N/A
<input type="checkbox"/>	For the 6425-6525 GHz band, N/A
<input type="checkbox"/>	For the 6525-6875 GHz band, N/A
<input type="checkbox"/>	For the 6875-7125 GHz band, N/A

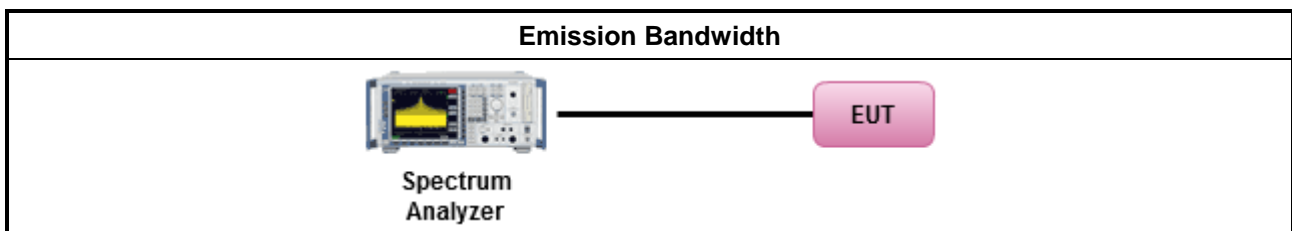
3.1.2 Measuring Instruments

Refer a test equipment and calibration data table in this test report.

3.1.3 Test Procedures

Test Method	
<ul style="list-style-type: none"> ▪ For the emission bandwidth shall be measured using one of the options below: 	
<input checked="" type="checkbox"/>	According to FCC KDB 987594 D02 clause II.C, measurement procedure shall refer to FCC KDB 789033 D02, clause C for EBW and clause D for OBW measurement.
<input type="checkbox"/>	Refer as ANSI C63.10, clause 6.9.1 for occupied bandwidth testing.
<input type="checkbox"/>	Refer as IC RSS-Gen, clause 4.6 for bandwidth testing.

3.1.4 Test Setup



3.1.5 Test Result of Emission Bandwidth

Refer as Appendix A



3.2 Maximum Equivalent Isotropically Radiated Power (E.I.R.P.)

3.2.1 Maximum Equivalent Isotropically Radiated Power (E.I.R.P.) Limit

Maximum Equivalent Isotropically Radiated Power (E.I.R.P.) Limit	
UNII Devices	
<input checked="" type="checkbox"/>	For the 5.925 ~ 6.425 GHz band:
<input type="checkbox"/>	<ul style="list-style-type: none"> ▪ For standard power access point and fixed client device : e.i.r.p < 36 dBm , For outdoor devices, the maximum e.i.r.p. at any elevation angle above 30 degrees not exceed 125 mW (21 dBm). ▪ For indoor access point : e.i.r.p < 30 dBm. ▪ For subordinate device control of an indoor access point : e.i.r.p < 30 dBm. ▪ For client device control of a standard power access point : e.i.r.p < 30 dBm. ▪ For client device control of an indoor access point : e.i.r.p < 24 dBm.
<input type="checkbox"/>	For the 6.425 ~ 6.525 GHz band:
<input type="checkbox"/>	<ul style="list-style-type: none"> ▪ For indoor access point : e.i.r.p < 30 dBm. ▪ For client device control of an indoor access point : e.i.r.p < 24 dBm.
<input checked="" type="checkbox"/>	For the 6.525 ~ 6.875 GHz band:
<input type="checkbox"/>	<ul style="list-style-type: none"> ▪ For standard power access point and fixed client device : e.i.r.p < 36 dBm , For outdoor devices, the maximum e.i.r.p. at any elevation angle above 30 degrees not exceed 125 mW (21 dBm). ▪ For indoor access point : e.i.r.p < 30 dBm. ▪ For subordinate device control of an indoor access point : e.i.r.p < 30 dBm. ▪ For client device control of a standard power access point : e.i.r.p < 30 dBm. ▪ For client device control of an indoor access point : e.i.r.p < 24 dBm.
<input type="checkbox"/>	For the 6.875 ~ 7.125 GHz band:
<input type="checkbox"/>	<ul style="list-style-type: none"> ▪ For indoor access point : e.i.r.p < 30 dBm. ▪ For client device control of an indoor access point : e.i.r.p < 24 dBm.
RLAN Devices	
<input type="checkbox"/>	For the 5.925 ~ 7.125 GHz band:
<input type="checkbox"/>	<ul style="list-style-type: none"> ▪ For low-power indoor access-points & indoor subordinate devices < 30 dBm . ▪ For low-power client devices < 24 dBm.
<input type="checkbox"/>	For the 5.925 ~ 6.875 GHz band:
<input type="checkbox"/>	<ul style="list-style-type: none"> ▪ For standard-power access points & fixed client devices < 36 dBm. ▪ For standard client devices < 30 dBm.


3.2.2 Measuring Instruments

Refer a test equipment and calibration data table in this test report.

3.2.3 Test Procedures

Test Method	
<ul style="list-style-type: none"> ▪ According to FCC KDB 987594 D02 clause II.E, the test measurement procedure shall refer to KDB 789033. 	
Average over on/off periods with duty factor	
<input type="checkbox"/>	Refer as FCC KDB 789033 D02, clause E Method SA-2 (spectral trace averaging). Spectrum analyzer setting: RBW/VBW : 1/3MHz ; Detector : RMS ; Trace mode : Average ; Sweep Count 100.
<input type="checkbox"/>	Refer as FCC KDB 789033 D02, clause E Method SA-2 Alt. (RMS detection with slow sweep speed)
Wideband RF power meter and average over on/off periods with duty factor	
<input checked="" type="checkbox"/>	Refer as FCC KDB 789033 D02, clause E Method PM-G (using an RF average power meter).
<input checked="" type="checkbox"/>	For conducted measurement.
<ul style="list-style-type: none"> ▪ If the EUT supports multiple transmit chains using options given below: Refer as FCC KDB 662911, In-band power measurements. Using the measure-and-sum approach, measured all transmit ports individually. Sum the power (in linear power units e.g., mW) of all ports for each individual sample and save them. 	
<ul style="list-style-type: none"> ▪ If multiple transmit chains, EIRP calculation could be following as methods: $P_{total} = P_1 + P_2 + \dots + P_n$ (calculated in linear unit [mW] and transfer to log unit [dBm]) $EIRP_{total} = P_{total} + DG$ 	
<input type="checkbox"/>	For radiated measurement.
<ul style="list-style-type: none"> ▪ Refer as FCC KDB 789033 D02 clause II A.1.F "Antenna-port Conducted versus Radiated Testing" ▪ Refer as ANSI C63.10, clause 6.6 for radiated emissions above 1GHz. ▪ Refer as FCC KDB 412172 D01 clause 2.2 for EIRP calculation. 	

3.2.4 Test Setup



3.2.5 Test Result of Maximum Equivalent Isotropically Radiated Power (E.I.R.P)

Refer as Appendix B



3.3 Peak Power Spectral Density (E.I.R.P.)

3.3.1 Peak Power Spectral Density (E.I.R.P.) Limit

Peak Power Spectral Density (E.I.R.P.) Limit	
UNII Devices	
<input checked="" type="checkbox"/>	For the 5.925 ~ 6.425 GHz band:
<input type="checkbox"/>	For the 6.425 ~ 6.525 GHz band:
<input checked="" type="checkbox"/>	For the 6.525 ~ 6.875 GHz band:
<input type="checkbox"/>	For the 6.875 ~ 7.125 GHz band:
RLAN Devices	
<input type="checkbox"/>	For the 5.925 ~ 7.125 GHz band:
<input type="checkbox"/>	For the 5.925 ~ 6.875 GHz band:

3.3.2 Measuring Instruments

Refer a test equipment and calibration data table in this test report.

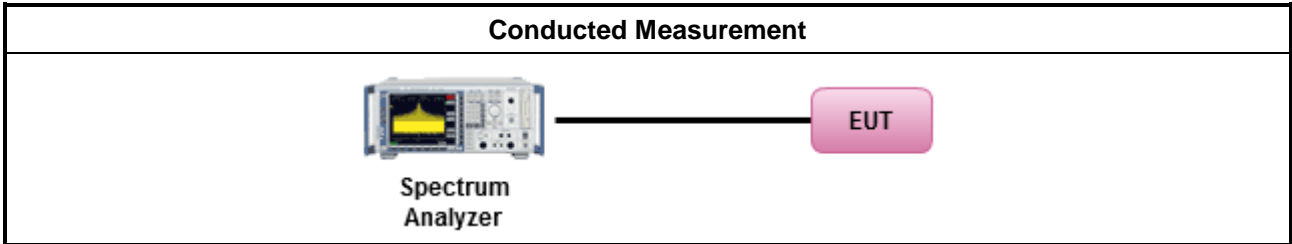


3.3.3 Test Procedures

Test Method	
	<ul style="list-style-type: none"> ▪ According to FCC KDB 987594 D02 clause II.F, the measurement procedure shall refer to KDB 789033. Peak power spectral density procedures that the same method as used to determine the conducted output power shall be used to determine the peak power spectral density and use the peak search function on the spectrum analyzer to find the peak of the spectrum. For the peak power spectral density shall be measured using below options:
<input type="checkbox"/>	Refer as FCC KDB 789033 D02, F)5) power spectral density can be measured using resolution bandwidths < 1 MHz provided that the results are integrated over 1 MHz bandwidth
	[duty cycle ≥ 98% or external video / power trigger]
<input checked="" type="checkbox"/>	Refer as FCC KDB 789033 D02, clause E Method SA-1 (spectral trace averaging).
<input type="checkbox"/>	Refer as FCC KDB 789033 D02, clause E Method SA-1 Alt. (RMS detection with slow sweep speed)
	duty cycle < 98% and average over on/off periods with duty factor
<input checked="" type="checkbox"/>	Refer as FCC KDB 789033 D02, clause E Method SA-2 (spectral trace averaging).
<input type="checkbox"/>	Refer as FCC KDB 789033 D02, clause E Method SA-2 Alt. (RMS detection with slow sweep speed)
<input checked="" type="checkbox"/>	For conducted measurement.
	<ul style="list-style-type: none"> ▪ If the EUT supports multiple transmit chains using options given below:
<input checked="" type="checkbox"/>	Option 1: Measure and sum the spectra across the outputs. Refer as FCC KDB 662911, In-band power spectral density (PSD). Sample all transmit ports simultaneously using a spectrum analyzer for each transmit port. Where the trace bin-by-bin of each transmit port summing can be performed. (i.e., in the first spectral bin of output 1 is summed with that in the first spectral bin of output 2 and that from the first spectral bin of output 3, and so on up to the NTX output to obtain the value for the first frequency bin of the summed spectrum.). Add up the amplitude (power) values for the different transmit chains and use this as the new data trace.
<input type="checkbox"/>	Option 2: Measure and sum spectral maxima across the outputs. With this technique, spectra are measured at each output of the device at the required resolution bandwidth. The maximum value (peak) of each spectrum is determined. These maximum values are then summed mathematically in linear power units across the outputs. These operations shall be performed separately over frequency spans that have different out-of-band or spurious emission limits,
<input type="checkbox"/>	Option 3: Measure and add 10 log(N) dB, where N is the number of transmit chains. Refer as FCC KDB 662911, In-band power spectral density (PSD). Performed at each transmit chains and each transmit chains shall be compared with the limit have been reduced with 10 log(N). Or each transmit chains shall be add 10 log(N) to compared with the limit.
	<ul style="list-style-type: none"> ▪ If multiple transmit chains, EIRP PPSD calculation could be following as methods: $PPSD_{total} = PPSD_1 + PPSD_2 + \dots + PPSD_n$ (calculated in linear unit [mW] and transfer to log unit [dBm]) $EIRP_{total} = PPSD_{total} + DG$

<input type="checkbox"/>	For radiated measurement.
	▪ Refer as FCC KDB 789033 D02 clause II A.1.F "Antenna-port Conducted versus Radiated Testing"
	▪ Refer as ANSI C63.10, clause 6.6 for radiated emissions above 1GHz.
	▪ Refer as FCC KDB 412172 D01 clause 2.2 for EIRP calculation.

3.3.4 Test Setup



3.3.5 Test Result of Peak Power Spectral Density (E.I.R.P.)

Refer as Appendix C



3.4 Unwanted Emissions

3.4.1 Transmitter Unwanted Emissions Limit

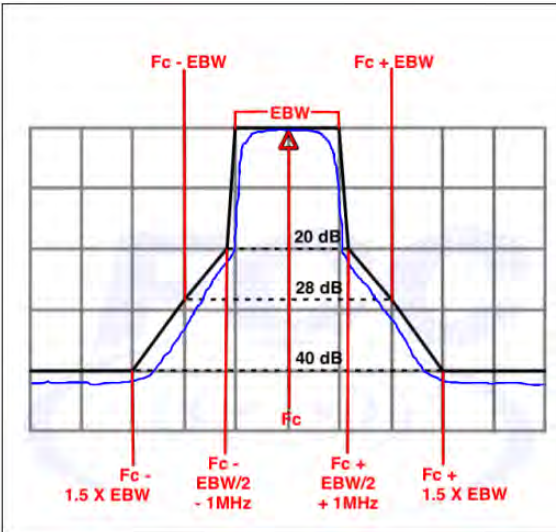
Unwanted emissions below 1 GHz and restricted band emissions above 1GHz limit			
Frequency Range (MHz)	Field Strength (uV/m)	Field Strength (dBuV/m)	Measure Distance (m)
0.009~0.490	2400/F(kHz)	48.5 - 13.8	300
0.490~1.705	24000/F(kHz)	33.8 - 23	30
1.705~30.0	30	29	30
30~88	100	40	3
88~216	150	43.5	3
216~960	200	46	3
Above 960	500	54	3

Note 1: Test distance for frequencies at or above 30 MHz, measurements may be performed at a distance other than the limit distance provided they are not performed in the near field and the emissions to be measured can be detected by the measurement equipment. When performing measurements at a distance other than that specified, the results shall be extrapolated to the specified distance using an extrapolation factor of 20 dB/decade (inverse of linear distance for field-strength measurements, inverse of linear distance-squared for power-density measurements).

Note 2: Test distance for frequencies at below 30 MHz, measurements may be performed at a distance closer than the EUT limit distance; however, an attempt should be made to avoid making measurements in the near field. When performing measurements below 30 MHz at a closer distance than the limit distance, the results shall be extrapolated to the specified distance by either making measurements at a minimum of two or more distances on at least one radial to determine the proper extrapolation factor or by using the square of an inverse linear distance extrapolation factor (40 dB/decade). The test report shall specify the extrapolation method used to determine compliance of the EUT.

Note 3: Using the distance of 1m during the test for above 18 GHz, and the test value to correct for the distance factor at 3m($20 \times \log(\text{standard distance}/\text{test distance}) = 20\log(3/1) = 9.54\text{dB}$).
EX. Above 18GHz emission limit calculation (3m to 1m) = $54\text{dBuV/m at } 3\text{m} + 9.54\text{dB} = 63.54\text{ dBuV/m at } 1\text{m}$.

Un-restricted band emissions above 1GHz Limit	
Frequency	Limit
Any outside the 5.945 – 7.125 GHz emission	<p>e.i.r.p. -27 dBm [68.2 dBuV/m@3m]</p> <p>Note 1: Using the distance of 1m during the test for above 18 GHz, and the test value to correct for the distance factor at 3m($20 \times \log(\text{standard distance}/\text{test distance}) = 20\log(3/1) = 9.54\text{dB}$). EX. Above 18GHz emission limit calculation (3m to 1m) = $68.2\text{dBuV/m at } 3\text{m} + 9.54\text{dB} = 77.74\text{ dBuV/m at } 1\text{m}$.</p> <p>Note 2:-27 dBm EIRP OOBE is measured RMS which is a deviation from the current 15E rules for 5 GHz bands. In addition, 15.35(b) applies where the peak emissions must be limited to no more than 20 dB above the average limit.</p>

Frequency	Emission MASK Limit
5.945 – 7.125 GHz	<p>Power spectral density must be suppressed by 20 dB at 1 MHz outside of channel edge, by 28 dB at one channel bandwidth from the channel center, and by 40 dB at one- and one-half times the channel bandwidth away from channel center. At frequencies between one megahertz outside an unlicensed device's channel edge and one channel bandwidth from the center of the channel, the limits must be linearly interpolated between 20 dB and 28 dB suppression, and at frequencies between one and one- and one-half times an unlicensed device's channel bandwidth, the limits must be linearly interpolated between 28 dB and 40 dB suppression. Emissions removed from the channel center by more than one- and one-half times the channel bandwidth must be suppressed by at least 40 dB.</p> 



3.4.2 Measuring Instruments

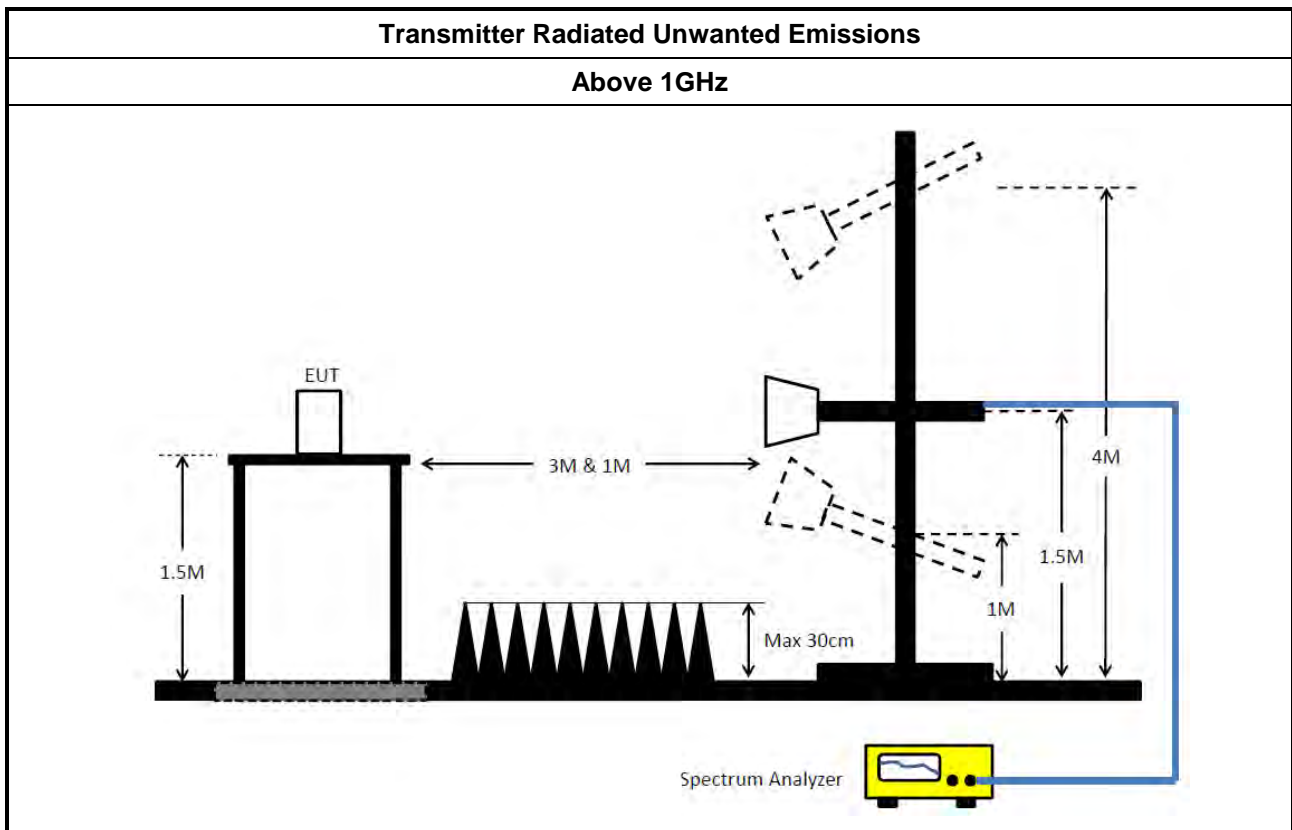
Refer a test equipment and calibration data table in this test report.

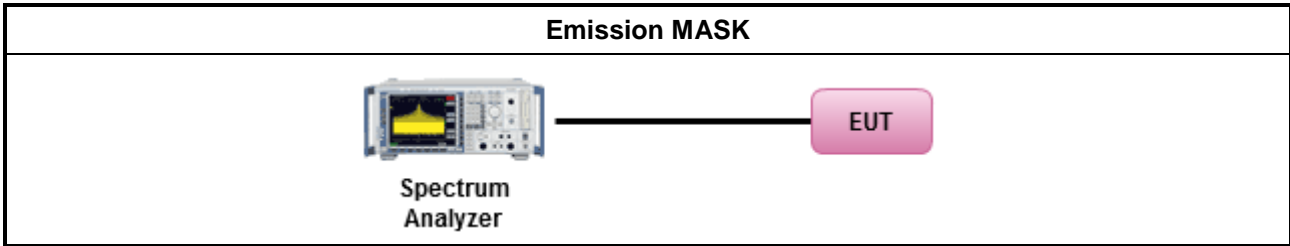
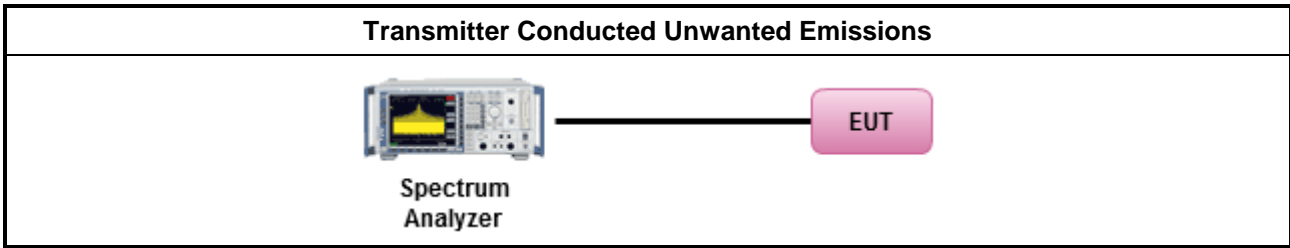
3.4.3 Test Procedures

Test Method	
<ul style="list-style-type: none"> ▪ According to FCC KDB 987594 D02 II.G. the unwanted emission measurement procedure shall refer to KDB 789300(except emission MASK). Measurements may be performed at a distance other than the limit distance provided they are not performed in the near field and the emissions to be measured can be detected by the measurement equipment. Measurements shall not be performed at a distance greater than 30 m for frequencies above 30 MHz, unless it can be further demonstrated that measurements at a distance of 30 m or less are impractical. When performing measurements at a distance other than that specified, the results shall be extrapolated to the specified distance using an extrapolation factor of 20 dB/decade (inverse of linear distance for field-strength measurements, inverse of linear distance-squared for power-density measurements). 	
<ul style="list-style-type: none"> ▪ The average emission levels shall be measured in [duty cycle ≥ 98 or duty factor]. 	
<ul style="list-style-type: none"> ▪ For the transmitter unwanted emissions shall be measured using following options below: 	
	<ul style="list-style-type: none"> ▪ Refer as FCC KDB 789033 D02, clause G)2) for unwanted emissions into non-restricted bands.
	<ul style="list-style-type: none"> ▪ Refer as FCC KDB 789033 D02, clause G)1) for unwanted emissions into restricted bands.
	<input checked="" type="checkbox"/> Refer as FCC KDB 789033 D02, G)6) Method AD (Trace Averaging). (For unrestricted band measurement)
	<input type="checkbox"/> Refer as FCC KDB 789033 D02, G)6) Method VB (Reduced VBW).
	<input checked="" type="checkbox"/> Refer as ANSI C63.10, clause 11.12.2.5.3 (Reduced VBW). VBW ≥ 1/T, where T is pulse time.(For restricted band average measurement)
	<input type="checkbox"/> Refer as ANSI C63.10, clause 7.5 average value of pulsed emissions.
	<input checked="" type="checkbox"/> Refer as FCC KDB 789033 D02, clause G)5) measurement procedure peak limit.
	<input type="checkbox"/> Refer as ANSI C63.10, clause 4.1.4.2.2 measurement procedure peak limit.
	<ul style="list-style-type: none"> ▪ Refer as FCC KDB 789033 D02, clause G)3)d)ii) for Band edge Integration measurements.
	<ul style="list-style-type: none"> ▪ For emission MASK shall be measured using following options below:
<input checked="" type="checkbox"/> Refer as FCC KDB 987594 D02, J) In-Band Emissions	
<ul style="list-style-type: none"> ▪ For radiated measurement. 	
<ul style="list-style-type: none"> ▪ Refer as ANSI C63.10, clause 6.4 for radiated emissions below 30 MHz and test distance is 3m. 	
<ul style="list-style-type: none"> ▪ Refer as ANSI C63.10, clause 6.5 for radiated emissions 30 MHz to 1 GHz and test distance is 3m. 	
<ul style="list-style-type: none"> ▪ Refer as ANSI C63.10, clause 6.6 for radiated emissions above 1GHz. 	
<ul style="list-style-type: none"> ▪ The any unwanted emissions level shall not exceed the fundamental emission level. 	
<ul style="list-style-type: none"> ▪ All amplitude of spurious emissions that are attenuated by more than 20 dB below the permissible value has no need to be reported. 	

Test Method	
<ul style="list-style-type: none"> ▪ For conducted and cabinet radiation measurement, refer as FCC KDB 789033 D02, clause G)3). 	
	<ul style="list-style-type: none"> ▪ For conducted unwanted emissions into non-restricted bands (relative emission limits). Devices with multiple transmit chains: Refer as FCC KDB 662911, when testing out-of-band and spurious emissions against relative emission limits, tests may be performed on each output individually without summing or adding 10 log(N) if the measurements are made relative to the in-band emissions on the individual outputs.
	<ul style="list-style-type: none"> ▪ For conducted unwanted emissions into restricted bands (absolute emission limits). Devices with multiple transmit chains using options given below: (1) Measure and sum the spectra across the outputs or (2) Measure and add 10 log(N) dB
	<ul style="list-style-type: none"> ▪ For FCC KDB 662911 The methodology described here may overestimate array gain, thereby resulting in apparent failures to satisfy the out-of-band limits even if the device is actually compliant. In such cases, compliance may be demonstrated by performing radiated tests around the frequencies at which the apparent failures occurred.

3.4.4 Test Setup





3.4.5 Measurement Results Calculation

The measured Level is calculated using:

Corrected Reading: Antenna factor (AF) + Cable loss (CL) + Read level (Raw) - Preamp factor (PA)(if applicable)
= Level

3.4.6 Test Result of Transmitter Unwanted Emissions

Refer as Appendix D



4 Test Equipment and Calibration Data

Instrument	Brand	Model No.	Serial No.	Characteristics	Calibration Date	Calibration Due Date	Remark
3m Semi Anechoic Chamber VSWR	TDK	SAC-3M	03CH04-CB	1GHz ~18GHz 3m	Feb. 23, 2023	Feb. 22, 2024	Radiation (03CH04-CB)
Horn Antenna	ETS · Lindgren	3115	00143147	750MHz~ 18GHz	Oct. 12, 2022	Oct. 11, 2023	Radiation (03CH04-CB)
Horn Antenna	SCHWARZBE CK	BBHA 9170	BBHA9170507	15GHz ~ 40GHz	Jun. 28, 2023	Jun. 27, 2024	Radiation (03CH04-CB)
Pre-Amplifier	Agilent	83017A	MY53270063	0.5GHz ~ 26.5GHz	Jun. 30, 2023	Jun. 29, 2024	Radiation (03CH04-CB)
Pre-Amplifier	SGH	SGH184	20221107-3	18GHz ~ 40GHz	Nov. 16, 2022	Nov. 15, 2023	Radiation (03CH04-CB)
Spectrum Analyzer	R&S	FSP40	100142	9kHz~40GHz	Mar. 21, 2023	Mar. 20, 2024	Radiation (03CH04-CB)
RF Cable-high	Woken	RG402	High Cable-21	1GHz - 18GHz	Oct. 03, 2022	Oct. 02, 2023	Radiation (03CH04-CB)
RF Cable-high	Woken	RG402	High Cable-21+67	1GHz - 18GHz	Oct. 03, 2022	Oct. 02, 2023	Radiation (03CH04-CB)
High Cable	Woken	WCA0929M	40G#5+6	1GHz ~ 40 GHz	Dec. 07, 2022	Dec. 06, 2023	Radiation (03CH04-CB)
High Cable	Woken	WCA0929M	40G#5	1GHz ~ 40 GHz	Dec. 07, 2022	Dec. 06, 2023	Radiation (03CH04-CB)
High Cable	Woken	WCA0929M	40G#6	1GHz ~ 40 GHz	Dec. 07, 2022	Dec. 06, 2023	Radiation (03CH04-CB)
Test Software	SPORTON	SENSE	V5.10	-	N.C.R.	N.C.R.	Radiation (03CH04-CB)
Spectrum analyzer	R&S	FSV40	100979	9kHz~40GHz	May 29, 2023	May 28, 2024	Conducted (TH01-CB)
Band Rejector	MTJ	6G Band Rejector	CB6G-BRJ-01	1GHz ~ 7.4GHz	Oct. 04, 2022	Oct. 03, 2023	Conducted (TH01-CB)
Band Rejector	MTJ	6G Band Rejector	CB6G-BRJ-02	1GHz ~ 8GHz	Oct. 04, 2022	Oct. 03, 2023	Conducted (TH01-CB)
Switch	SPTCB	SP-SWI	SWI-01	1 GHz~ 26.5 GHz	Oct. 04, 2022	Oct. 03, 2023	Conducted (TH01-CB)
RF Cable-high	Woken	RG402	High Cable-06	1 GHz – 18 GHz	Oct. 03, 2022	Oct. 02, 2023	Conducted (TH01-CB)
RF Cable-high	Woken	RG402	High Cable-07	1 GHz – 18 GHz	Oct. 03, 2022	Oct. 02, 2023	Conducted (TH01-CB)
RF Cable-high	Woken	RG402	High Cable-08	1 GHz – 18 GHz	Oct. 03, 2022	Oct. 02, 2023	Conducted (TH01-CB)
RF Cable-high	Woken	RG402	High Cable-09	1 GHz – 18 GHz	Oct. 03, 2022	Oct. 02, 2023	Conducted (TH01-CB)



Instrument	Brand	Model No.	Serial No.	Characteristics	Calibration Date	Calibration Due Date	Remark
RF Cable-high	Woken	RG402	High Cable-10	1 GHz – 18 GHz	Oct. 03, 2022	Oct. 02, 2023	Conducted (TH01-CB)
RF Cable-high	Woken	RG402	High Cable-30	1 GHz – 18 GHz	Oct. 03, 2022	Oct. 02, 2023	Conducted (TH01-CB)
Power Sensor	Agilent	E9327A	US40442088	50MHz~18GHz	Feb. 22, 2023	Feb. 21, 2024	Conducted (TH01-CB)
Power Meter	Agilent	E4416A	GB41291199	50MHz~18GHz	Feb. 22, 2023	Feb. 21, 2024	Conducted (TH01-CB)
Test Software	SPORTON	SENSE	V5.10	-	N.C.R.	N.C.R.	Conducted (TH01-CB)

Note: Calibration Interval of instruments listed above is one year.
NCR means Non-Calibration required.

Summary

Mode	Max-N dB (Hz)	Max-OBW (Hz)	ITU-Code	Min-N dB (Hz)	Min-OBW (Hz)
5.925-6.425GHz	-	-	-	-	-
802.11ax HEW20_Nss1,(MCS0)_1TX	20.295M	18.921M	18M9D1D	20.24M	18.862M
802.11ax HEW20_Nss1,(MCS0)_2TX	21.67M	18.952M	19MOD1D	19.91M	18.825M
802.11ax HEW20_Nss1,(MCS0)_4TX	21.67M	18.983M	19MOD1D	19.745M	18.826M
802.11ax HEW40_Nss1,(MCS0)_1TX	44.44M	37.731M	37M7D1D	39.05M	37.479M
802.11ax HEW40_Nss1,(MCS0)_2TX	39.71M	37.903M	37M9D1D	38.94M	37.612M
802.11ax HEW40_Nss1,(MCS0)_4TX	39.93M	37.836M	37M8D1D	38.83M	37.586M
802.11ax HEW80_Nss1,(MCS0)_1TX	81.18M	77.098M	77M1D1D	80.08M	76.726M
802.11ax HEW80_Nss1,(MCS0)_2TX	80.3M	77.134M	77M1D1D	80.08M	76.728M
802.11ax HEW80_Nss1,(MCS0)_4TX	80.96M	77.375M	77M4D1D	80.08M	76.815M
802.11ax HEW160_Nss1,(MCS0)_1TX	161.92M	155.225M	155MD1D	161.92M	153.924M
802.11ax HEW160_Nss1,(MCS0)_2TX	161.92M	155.143M	155MD1D	161.04M	153.422M
802.11ax HEW160_Nss1,(MCS0)_4TX	162.36M	155.643M	156MD1D	161.04M	153.774M
6.525-6.875GHz	-	-	-	-	-
802.11ax HEW20_Nss1,(MCS0)_1TX	20.35M	18.969M	19MOD1D	19.745M	18.827M
802.11ax HEW20_Nss1,(MCS0)_2TX	20.405M	18.929M	18M9D1D	19.965M	18.855M
802.11ax HEW20_Nss1,(MCS0)_4TX	20.845M	19.03M	19MOD1D	19.855M	18.794M
802.11ax HEW40_Nss1,(MCS0)_1TX	39.71M	37.735M	37M7D1D	39.27M	37.584M
802.11ax HEW40_Nss1,(MCS0)_2TX	39.82M	37.869M	37M9D1D	38.83M	37.487M
802.11ax HEW40_Nss1,(MCS0)_4TX	39.71M	37.721M	37M7D1D	39.05M	37.564M
802.11ax HEW80_Nss1,(MCS0)_1TX	80.74M	77.145M	77M1D1D	80.52M	76.581M
802.11ax HEW80_Nss1,(MCS0)_2TX	82.06M	77.265M	77M3D1D	80.08M	76.774M
802.11ax HEW80_Nss1,(MCS0)_4TX	81.4M	77.52M	77M5D1D	80.08M	76.702M
802.11ax HEW160_Nss1,(MCS0)_1TX	161.92M	154.543M	155MD1D	161.92M	154.543M
802.11ax HEW160_Nss1,(MCS0)_2TX	161.92M	155.326M	155MD1D	161.92M	155.321M
802.11ax HEW160_Nss1,(MCS0)_4TX	162.8M	155.394M	155MD1D	161.48M	154.319M

Max-N dB = Maximum 6dB down bandwidth for 5.725-5.85GHz band / Maximum 26dB down bandwidth for other band;
 Max-OBW = Maximum 99% occupied bandwidth;
 Min-N dB = Minimum 6dB down bandwidth for 5.725-5.85GHz band / Maximum 26dB down bandwidth for other band;
 Min-OBW = Minimum 99% occupied bandwidth



Result

Mode	Result	Limit (Hz)	Port 1-N dB (Hz)	Port 1-OBW (Hz)	Port 2-N dB (Hz)	Port 2-OBW (Hz)	Port 3-N dB (Hz)	Port 3-OBW (Hz)	Port 4-N dB (Hz)	Port 4-OBW (Hz)
802.11ax HEW20_Nss1,(MCS0)_1TX	-	-	-	-	-	-	-	-	-	-
5955MHz	Pass	Inf	20.295M	18.921M						
6195MHz	Pass	Inf	20.24M	18.862M						
6415MHz	Pass	Inf	20.295M	18.891M						
6535MHz	Pass	Inf	19.745M	18.827M						
6695MHz	Pass	Inf	20.35M	18.969M						
6855MHz	Pass	Inf	20.13M	18.869M						
802.11ax HEW40_Nss1,(MCS0)_1TX	-	-	-	-	-	-	-	-	-	-
5965MHz	Pass	Inf	44.44M	37.731M						
6205MHz	Pass	Inf	39.05M	37.552M						
6405MHz	Pass	Inf	39.05M	37.479M						
6565MHz	Pass	Inf	39.71M	37.735M						
6685MHz	Pass	Inf	39.49M	37.584M						
6845MHz	Pass	Inf	39.27M	37.644M						
802.11ax HEW80_Nss1,(MCS0)_1TX	-	-	-	-	-	-	-	-	-	-
5985MHz	Pass	Inf	81.18M	77.002M						
6225MHz	Pass	Inf	80.08M	77.098M						
6385MHz	Pass	Inf	80.08M	76.726M						
6625MHz	Pass	Inf	80.52M	77.077M						
6705MHz	Pass	Inf	80.74M	76.581M						
6785MHz	Pass	Inf	80.74M	77.145M						
802.11ax HEW160_Nss1,(MCS0)_1TX	-	-	-	-	-	-	-	-	-	-
6025MHz	Pass	Inf	161.92M	154.768M						
6185MHz	Pass	Inf	161.92M	153.924M						
6345MHz	Pass	Inf	161.92M	155.225M						
6665MHz	Pass	Inf	161.92M	154.543M						
802.11ax HEW20_Nss1,(MCS0)_2TX	-	-	-	-	-	-	-	-	-	-
5955MHz	Pass	Inf	20.35M	18.866M	21.67M	18.923M				
6195MHz	Pass	Inf	20.295M	18.952M	20.185M	18.825M				
6415MHz	Pass	Inf	20.185M	18.911M	19.91M	18.915M				
6535MHz	Pass	Inf	20.24M	18.929M	20.13M	18.922M				
6695MHz	Pass	Inf	20.24M	18.855M	20.13M	18.928M				
6855MHz	Pass	Inf	19.965M	18.866M	20.405M	18.913M				
802.11ax HEW40_Nss1,(MCS0)_2TX	-	-	-	-	-	-	-	-	-	-
5965MHz	Pass	Inf	39.71M	37.709M	39.71M	37.879M				
6205MHz	Pass	Inf	39.05M	37.853M	38.94M	37.755M				
6405MHz	Pass	Inf	39.05M	37.903M	39.49M	37.612M				
6565MHz	Pass	Inf	39.27M	37.487M	39.82M	37.869M				
6685MHz	Pass	Inf	39.6M	37.649M	39.82M	37.73M				
6845MHz	Pass	Inf	38.94M	37.696M	38.83M	37.669M				
802.11ax HEW80_Nss1,(MCS0)_2TX	-	-	-	-	-	-	-	-	-	-
5985MHz	Pass	Inf	80.3M	77.014M	80.3M	77.134M				
6225MHz	Pass	Inf	80.3M	77.006M	80.08M	76.728M				
6385MHz	Pass	Inf	80.08M	76.883M	80.3M	76.964M				
6625MHz	Pass	Inf	82.06M	76.838M	80.96M	77.265M				
6705MHz	Pass	Inf	80.08M	77.243M	80.08M	77.121M				
6785MHz	Pass	Inf	80.08M	77.012M	80.52M	76.774M				
802.11ax HEW160_Nss1,(MCS0)_2TX	-	-	-	-	-	-	-	-	-	-
6025MHz	Pass	Inf	161.92M	154.712M	161.48M	155.143M				
6185MHz	Pass	Inf	161.48M	154.438M	161.04M	153.422M				
6345MHz	Pass	Inf	161.92M	154.869M	161.92M	153.76M				
6665MHz	Pass	Inf	161.92M	155.321M	161.92M	155.326M				
802.11ax HEW20_Nss1,(MCS0)_4TX	-	-	-	-	-	-	-	-	-	-
5955MHz	Pass	Inf	20.35M	18.933M	19.8M	18.983M	21.67M	18.935M	20.13M	18.906M
6195MHz	Pass	Inf	19.855M	18.89M	20.075M	18.826M	20.02M	18.894M	19.745M	18.914M

Mode	Result	Limit (Hz)	Port 1-N dB (Hz)	Port 1-OBW (Hz)	Port 2-N dB (Hz)	Port 2-OBW (Hz)	Port 3-N dB (Hz)	Port 3-OBW (Hz)	Port 4-N dB (Hz)	Port 4-OBW (Hz)
6415MHz	Pass	Inf	20.405M	18.881M	20.735M	18.884M	20.46M	18.931M	20.295M	18.941M
6535MHz	Pass	Inf	20.35M	18.916M	20.075M	18.967M	20.295M	18.816M	20.24M	18.911M
6695MHz	Pass	Inf	19.855M	18.794M	19.855M	18.843M	19.91M	19.03M	20.405M	18.914M
6855MHz	Pass	Inf	20.295M	18.918M	20.075M	18.929M	20.405M	18.925M	20.845M	18.858M
802.11ax HEW40_Nss1,(MCS0)_4TX	-	-	-	-	-	-	-	-	-	-
5965MHz	Pass	Inf	39.27M	37.606M	39.27M	37.68M	39.16M	37.608M	39.71M	37.653M
6205MHz	Pass	Inf	38.83M	37.836M	39.27M	37.604M	39.93M	37.783M	39.05M	37.702M
6405MHz	Pass	Inf	39.27M	37.734M	39.27M	37.68M	39.6M	37.688M	39.49M	37.586M
6565MHz	Pass	Inf	39.05M	37.721M	39.71M	37.663M	39.71M	37.712M	39.05M	37.643M
6685MHz	Pass	Inf	39.16M	37.681M	39.71M	37.569M	39.38M	37.564M	39.05M	37.721M
6845MHz	Pass	Inf	39.27M	37.719M	39.49M	37.648M	39.16M	37.653M	39.38M	37.66M
802.11ax HEW80_Nss1,(MCS0)_4TX	-	-	-	-	-	-	-	-	-	-
5985MHz	Pass	Inf	80.08M	76.815M	80.08M	77.255M	80.74M	77.293M	80.74M	77.193M
6225MHz	Pass	Inf	80.96M	77.086M	80.74M	76.865M	80.08M	77.375M	80.08M	76.895M
6385MHz	Pass	Inf	80.52M	77.112M	80.52M	76.886M	80.08M	76.957M	80.3M	77.177M
6625MHz	Pass	Inf	80.52M	77M	80.96M	77.099M	80.52M	76.985M	81.4M	76.743M
6705MHz	Pass	Inf	80.52M	77.408M	80.74M	77.52M	81.4M	76.799M	80.3M	77.026M
6785MHz	Pass	Inf	81.18M	76.702M	80.08M	76.814M	80.08M	76.919M	80.08M	76.813M
802.11ax HEW160_Nss1,(MCS0)_4TX	-	-	-	-	-	-	-	-	-	-
6025MHz	Pass	Inf	161.48M	155.578M	161.48M	154.508M	161.04M	154.297M	162.36M	155.643M
6185MHz	Pass	Inf	162.36M	154.026M	161.48M	153.774M	162.36M	154.161M	161.48M	153.941M
6345MHz	Pass	Inf	161.48M	155.461M	162.36M	153.779M	161.92M	154.101M	161.92M	154.97M
6665MHz	Pass	Inf	161.92M	155.394M	162.8M	154.816M	162.36M	154.601M	161.48M	154.319M

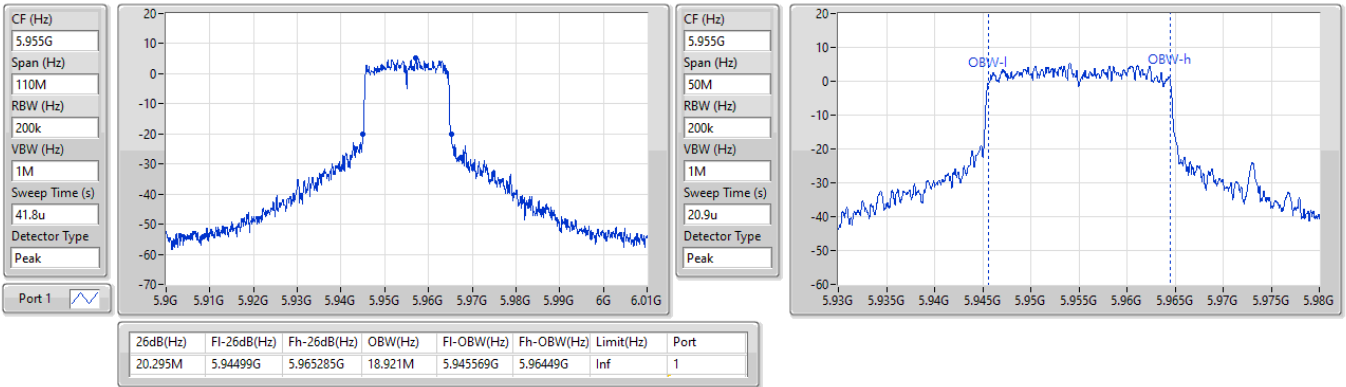
Port X-N dB = Port X 6dB down bandwidth for 5.725-5.85GHz band / 26dB down bandwidth for other band
 Port X-OBW = Port X 99% occupied bandwidth

5.925-6.425GHz_802.11ax HEW20_Nss1,(MCS0)_1TX

EBW

5955MHz

01/09/2023

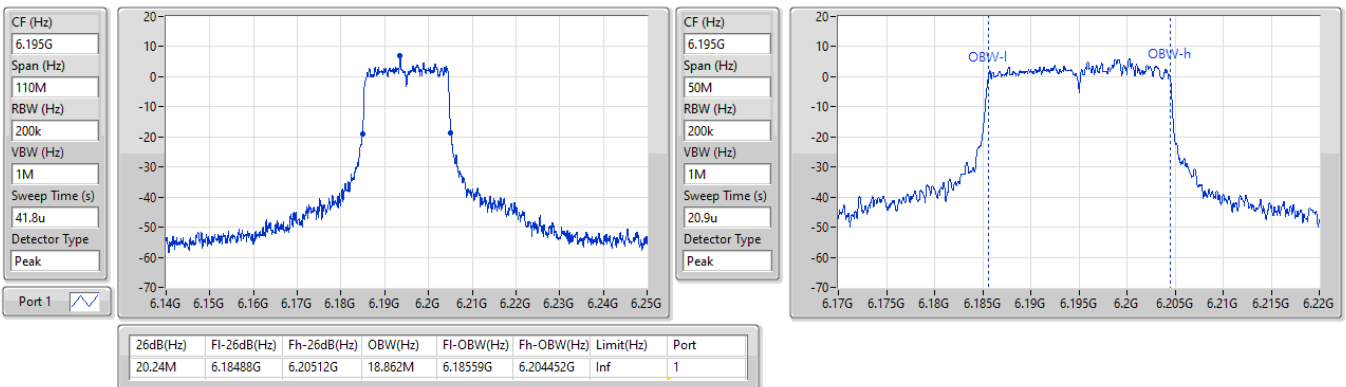


5.925-6.425GHz_802.11ax HEW20_Nss1,(MCS0)_1TX

EBW

6195MHz

01/09/2023

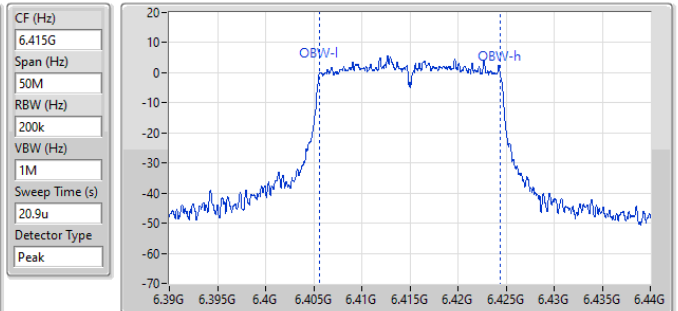
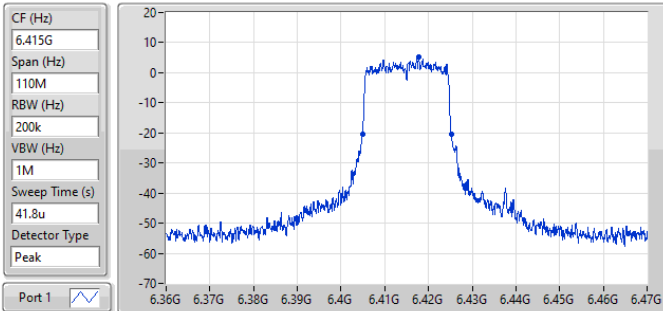


5.925-6.425GHz_802.11ax HEW20_Nss1,(MCS0)_1TX

EBW

6415MHz

01/09/2023



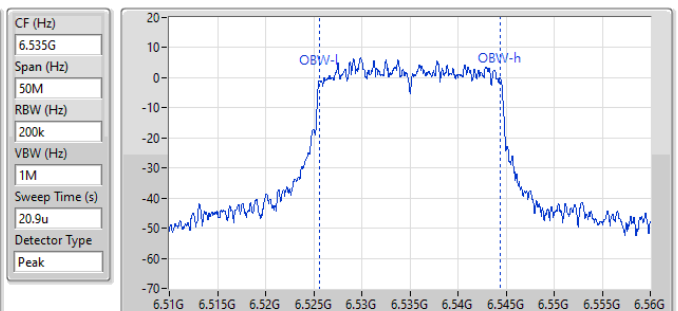
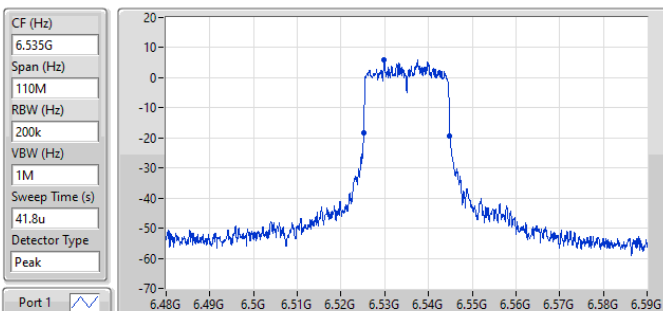
26dB(Hz)	Fl-26dB(Hz)	Fh-26dB(Hz)	OBW(Hz)	Fl-OBW(Hz)	Fh-OBW(Hz)	Limit(Hz)	Port
20.295M	6.40488G	6.425175G	18.891M	6.405552G	6.424443G	Inf	1

6.525-6.875GHz_802.11ax HEW20_Nss1,(MCS0)_1TX

EBW

6535MHz

01/09/2023



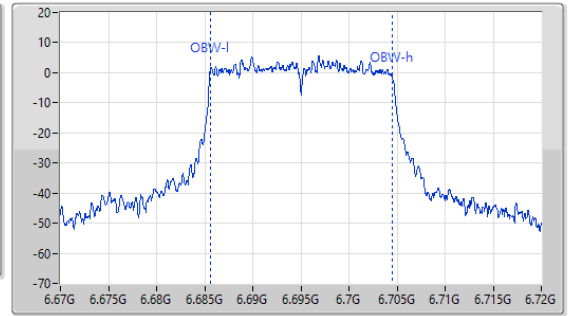
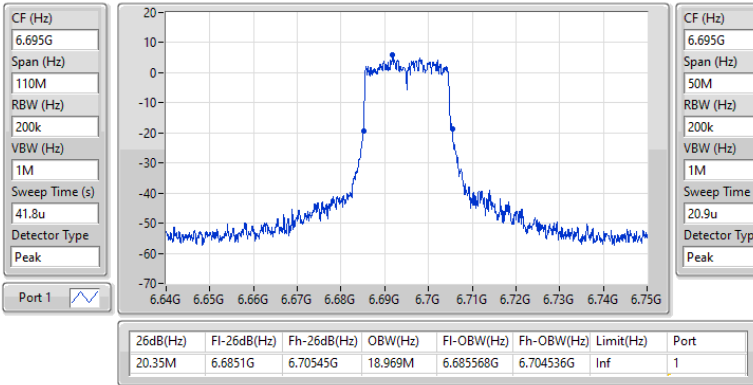
26dB(Hz)	Fl-26dB(Hz)	Fh-26dB(Hz)	OBW(Hz)	Fl-OBW(Hz)	Fh-OBW(Hz)	Limit(Hz)	Port
19.745M	6.525155G	6.5449G	18.827M	6.525608G	6.544435G	Inf	1

6.525-6.875GHz_802.11ax HEW20_Nss1,(MCS0)_1TX

EBW

6695MHz

01/09/2023

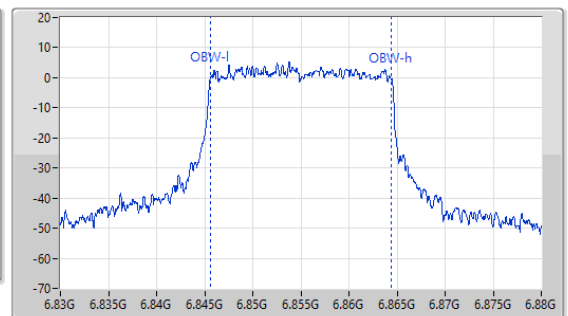
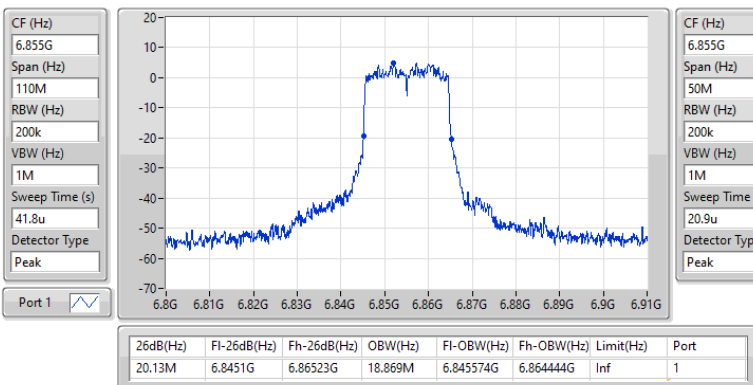


6.525-6.875GHz_802.11ax HEW20_Nss1,(MCS0)_1TX

EBW

6855MHz

01/09/2023

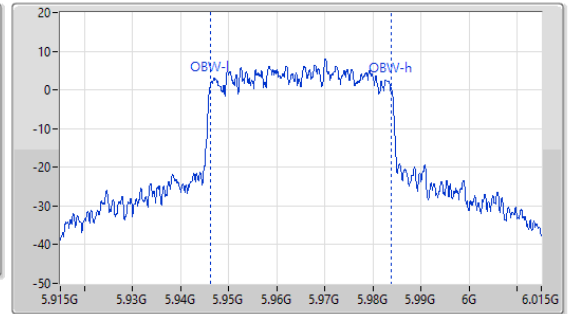
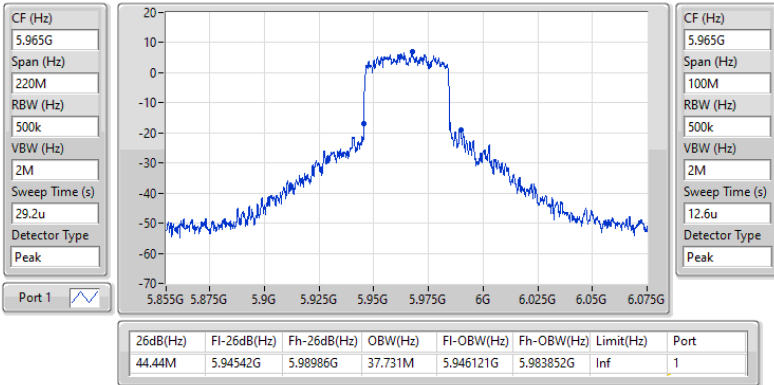


5.925-6.425GHz_802.11ax HEW40_Nss1,(MCS0)_1TX

EBW

5965MHz

01/09/2023

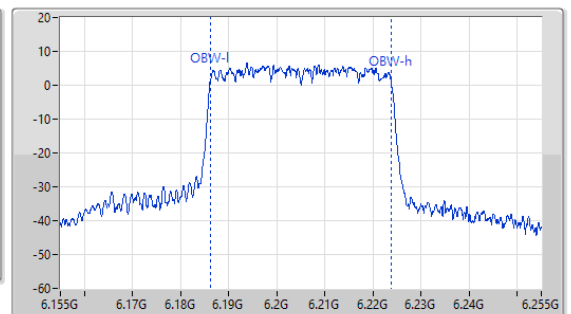
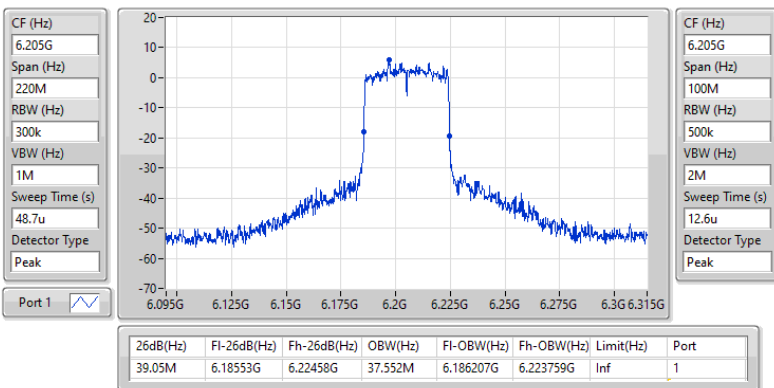


5.925-6.425GHz_802.11ax HEW40_Nss1,(MCS0)_1TX

EBW

6205MHz

01/09/2023

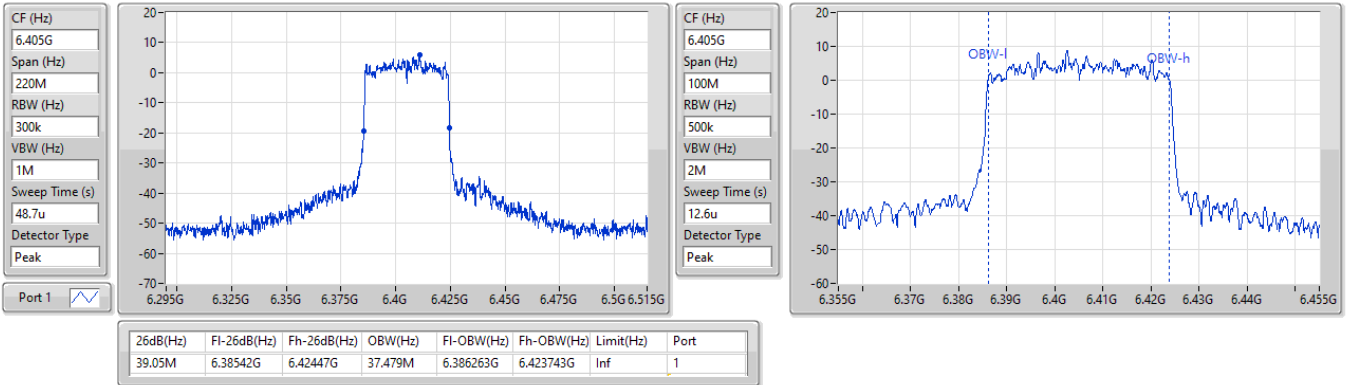


5.925-6.425GHz_802.11ax HEW40_Nss1,(MCS0)_1TX

EBW

6405MHz

01/09/2023

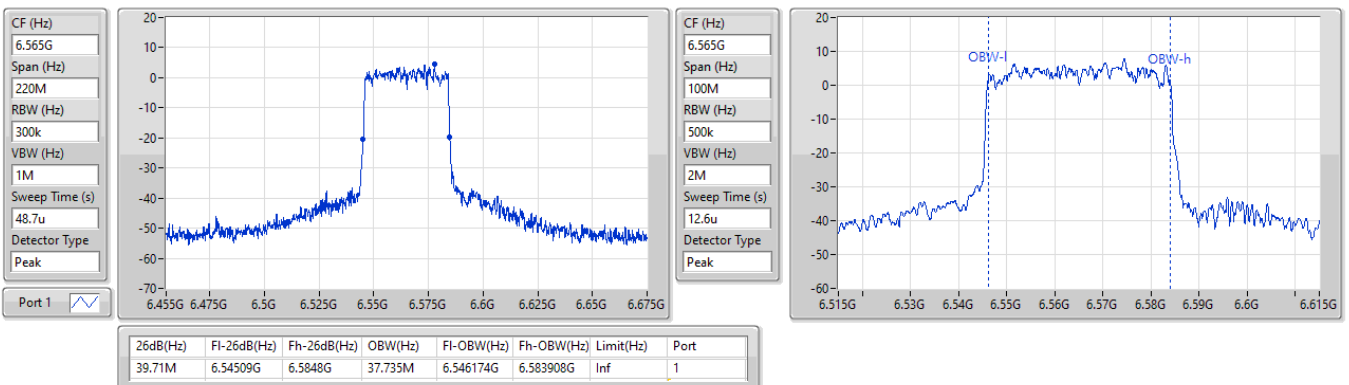


6.525-6.875GHz_802.11ax HEW40_Nss1,(MCS0)_1TX

EBW

6565MHz

01/09/2023

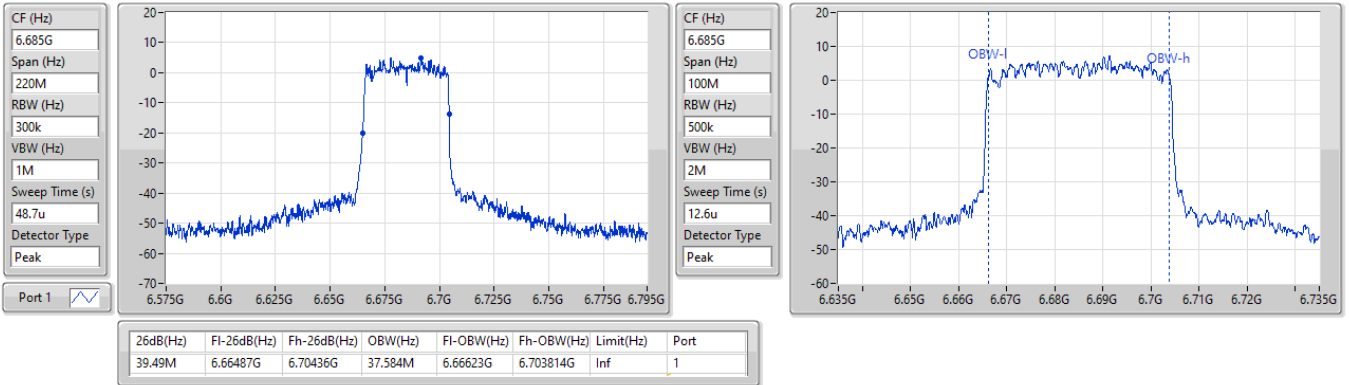


6.525-6.875GHz_802.11ax HEW40_Nss1,(MCS0)_1TX

EBW

6685MHz

01/09/2023

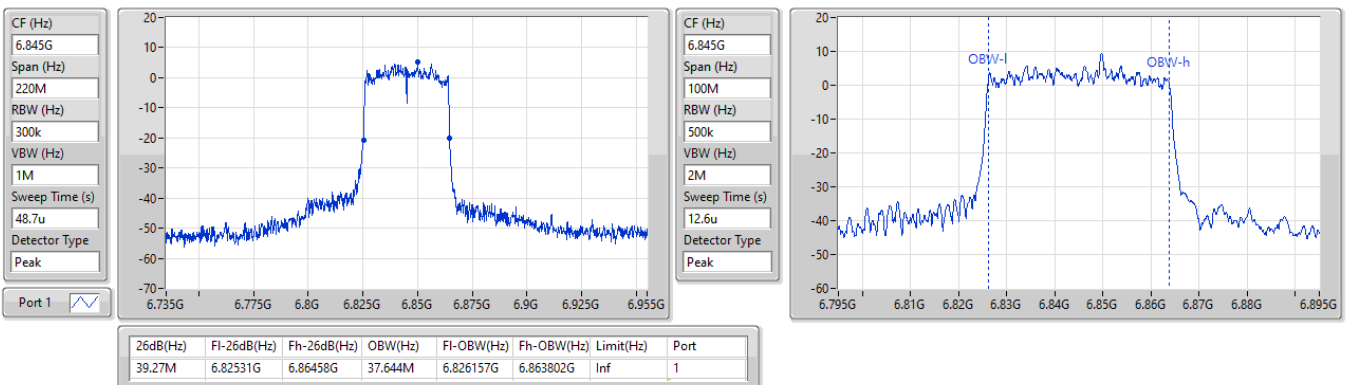


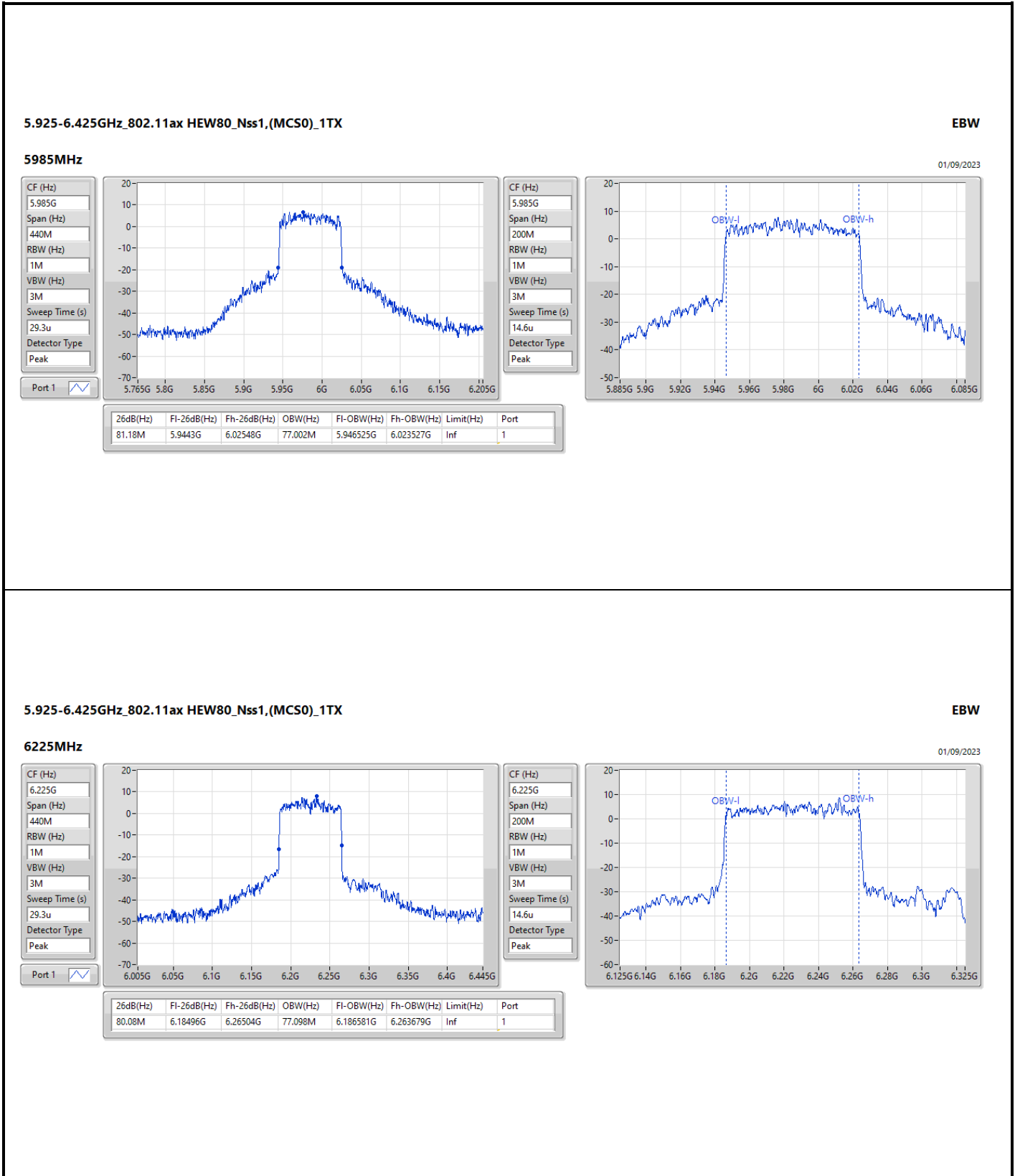
6.525-6.875GHz_802.11ax HEW40_Nss1,(MCS0)_1TX

EBW

6845MHz

01/09/2023



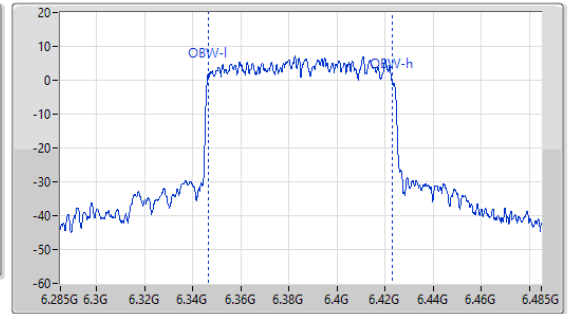
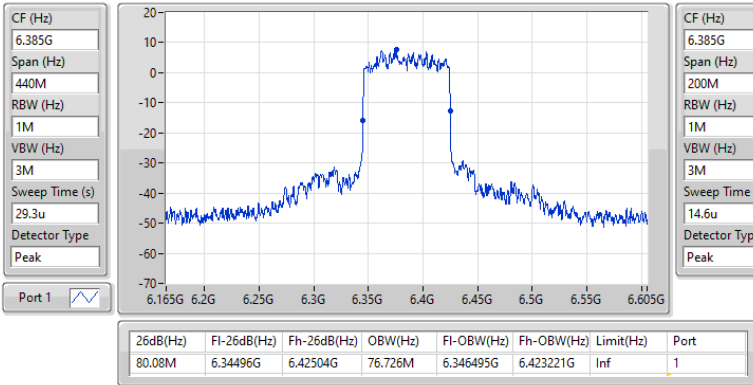


5.925-6.425GHz_802.11ax HEW80_Nss1,(MCS0)_1TX

EBW

6385MHz

01/09/2023

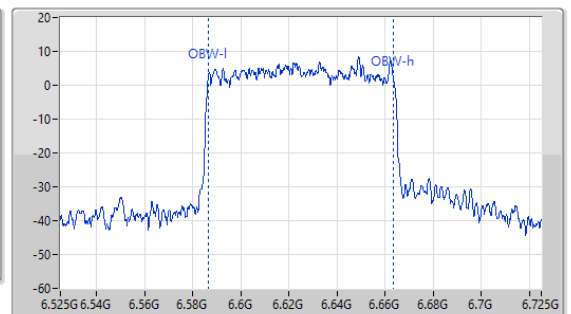
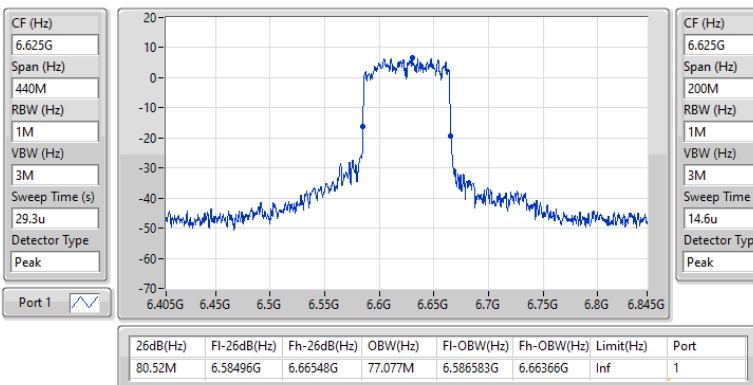


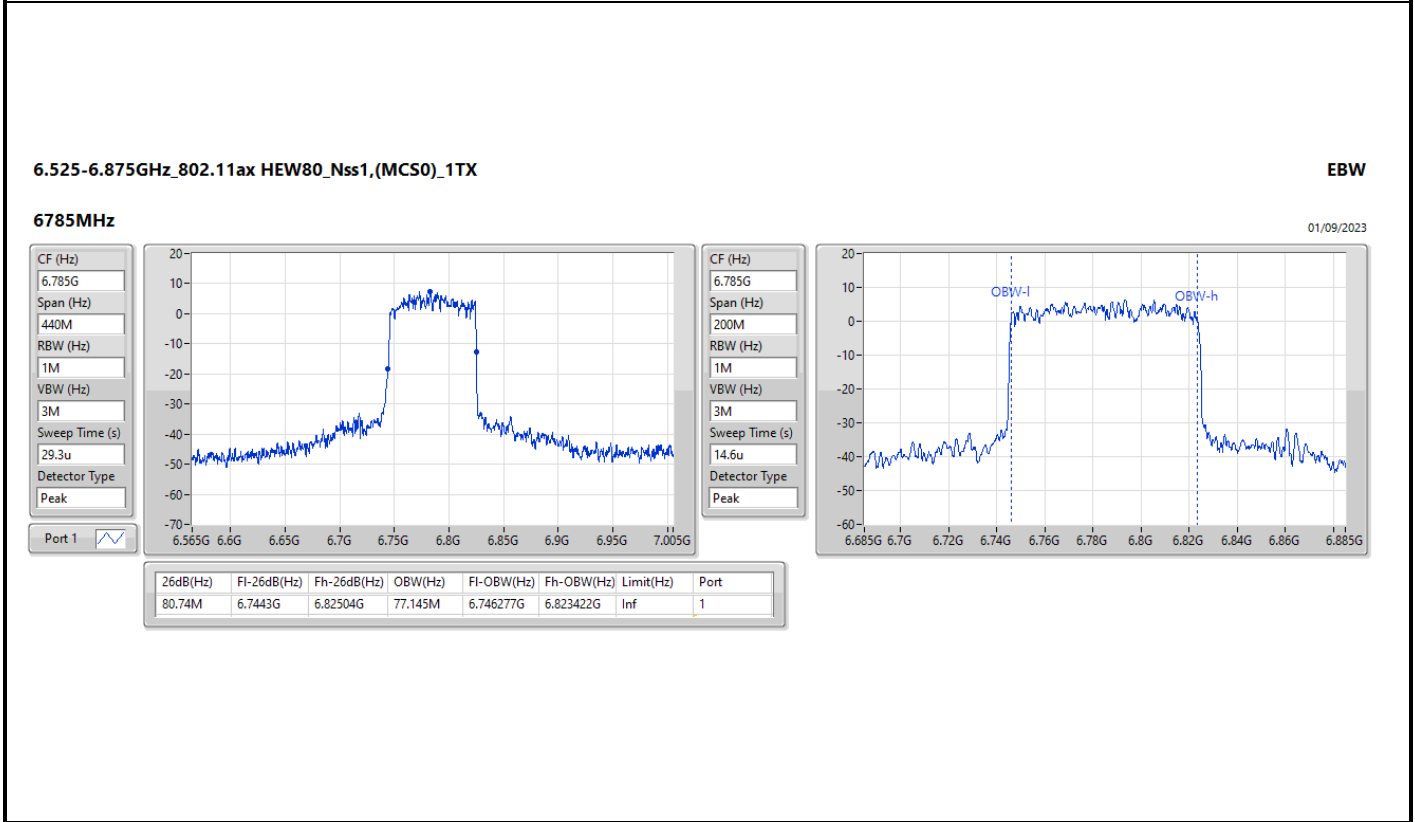
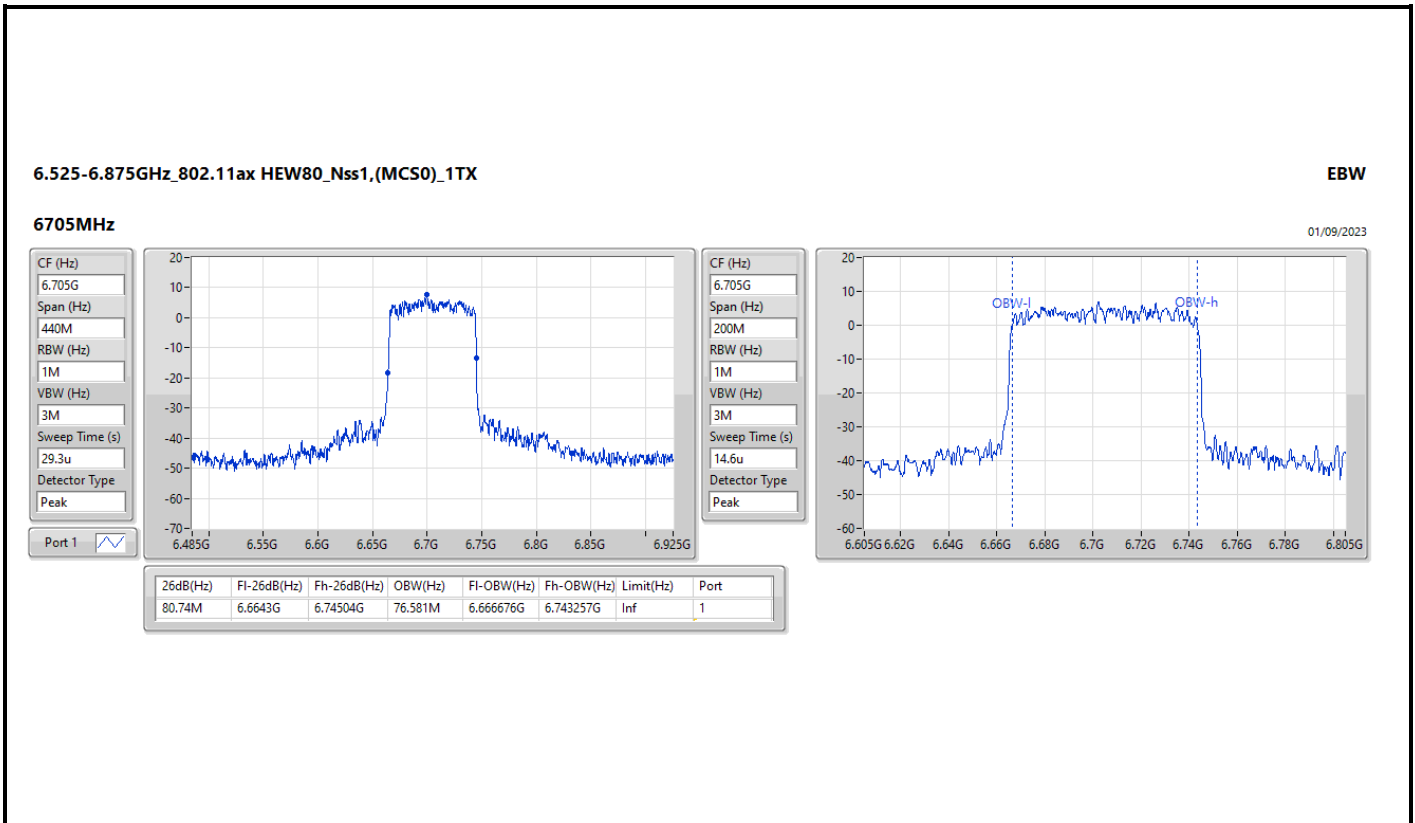
6.525-6.875GHz_802.11ax HEW80_Nss1,(MCS0)_1TX

EBW

6625MHz

01/09/2023



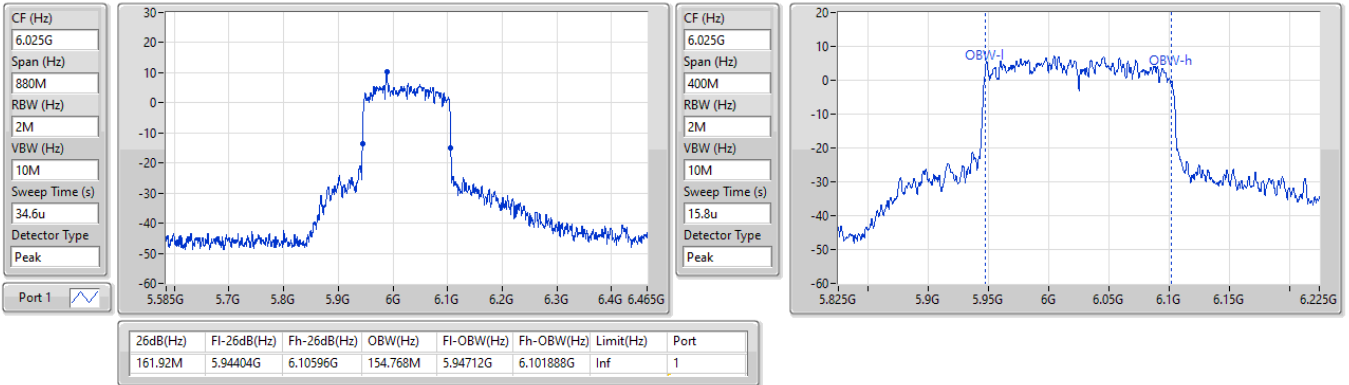


5.925-6.425GHz_802.11ax HEW160_Nss1,(MCS0)_1TX

EBW

6025MHz

01/09/2023

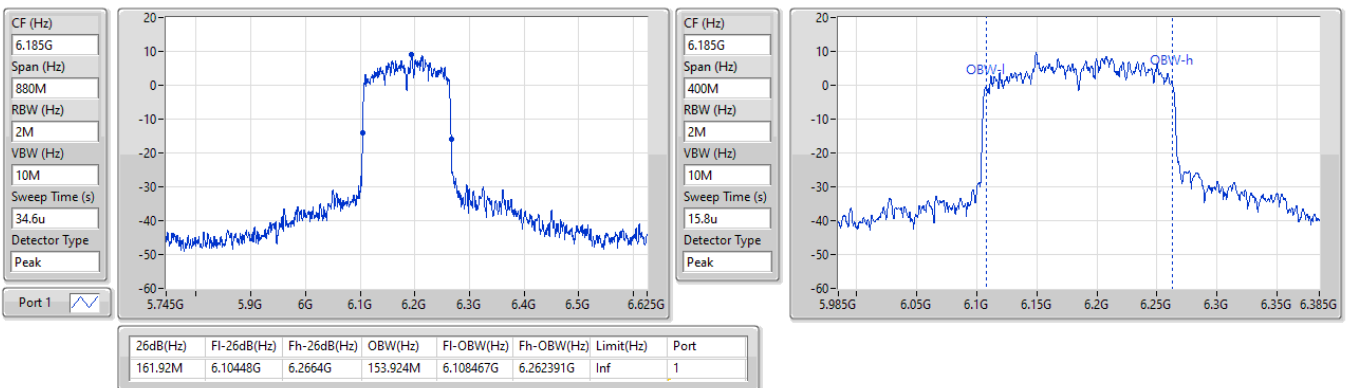


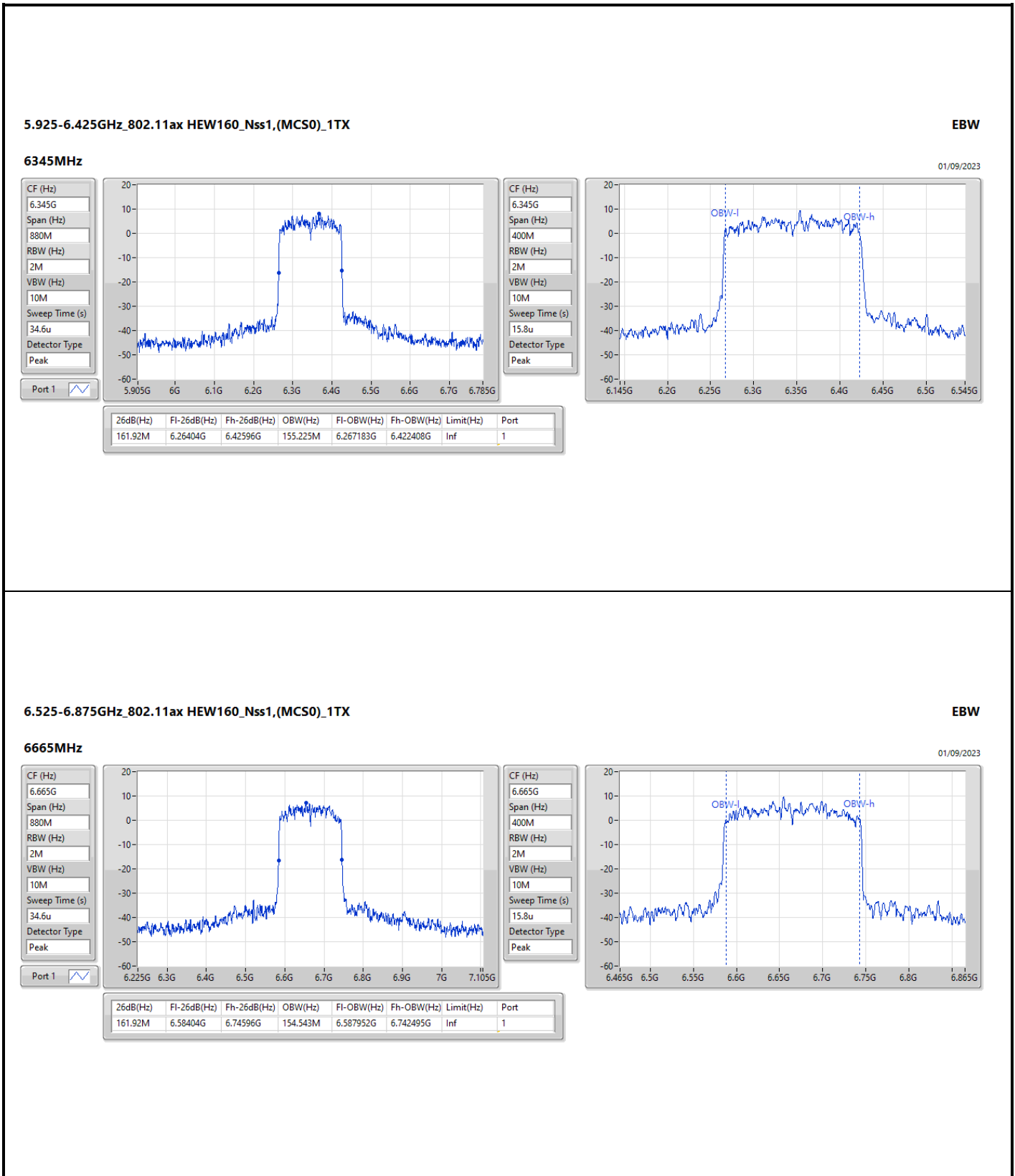
5.925-6.425GHz_802.11ax HEW160_Nss1,(MCS0)_1TX

EBW

6185MHz

01/09/2023



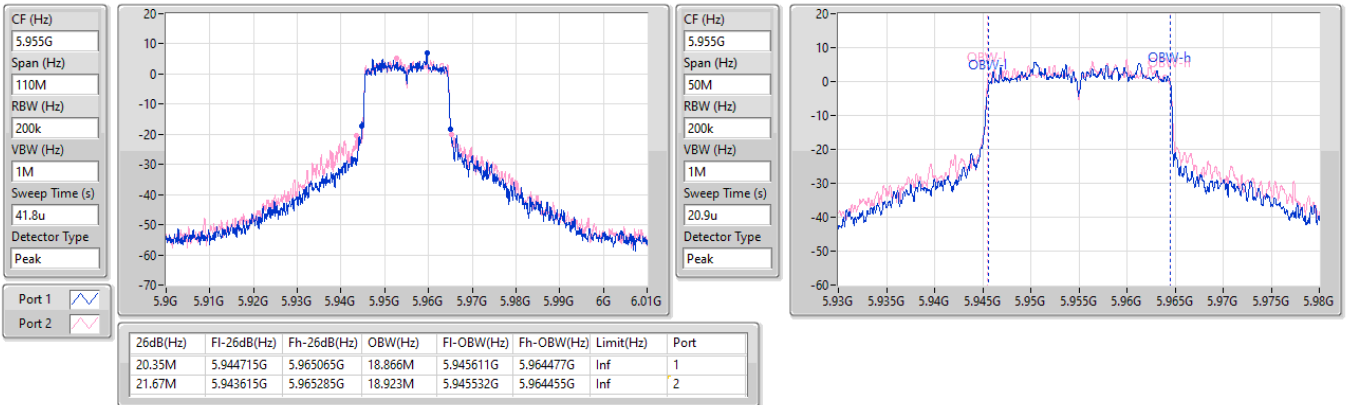


5.925-6.425GHz_802.11ax HEW20_Nss1,(MCS0)_2TX

EBW

5955MHz

01/09/2023

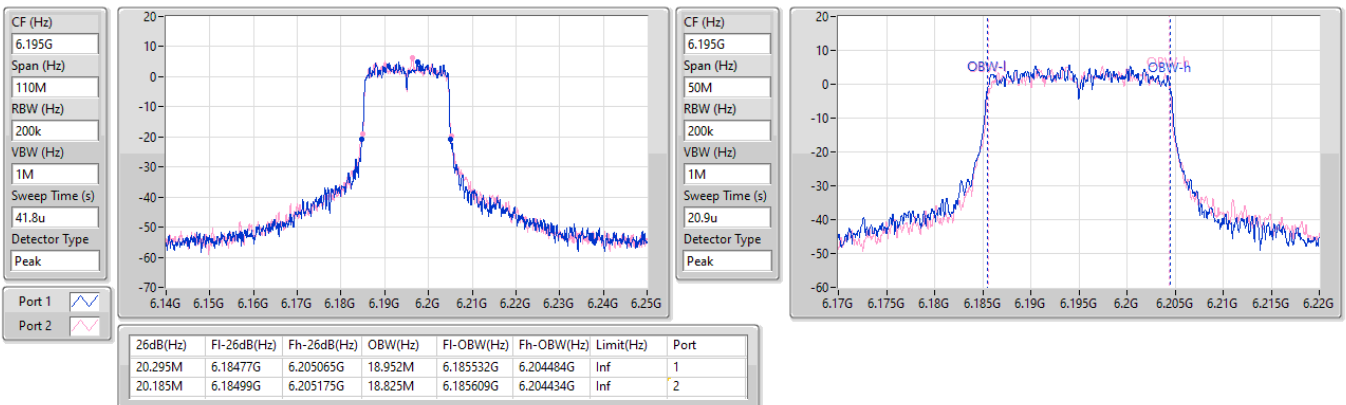


5.925-6.425GHz_802.11ax HEW20_Nss1,(MCS0)_2TX

EBW

6195MHz

01/09/2023

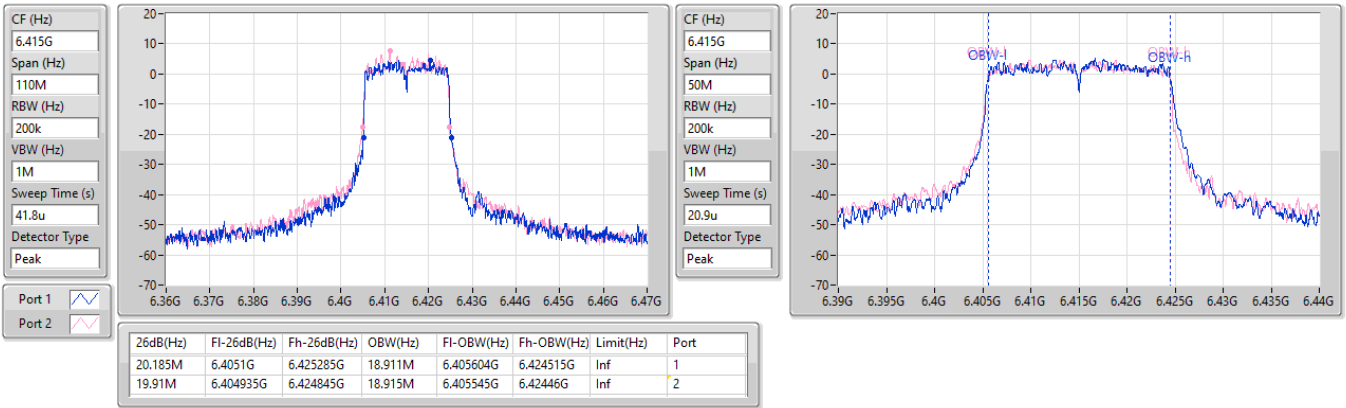


5.925-6.425GHz_802.11ax HEW20_Nss1,(MCS0)_2TX

EBW

6415MHz

01/09/2023

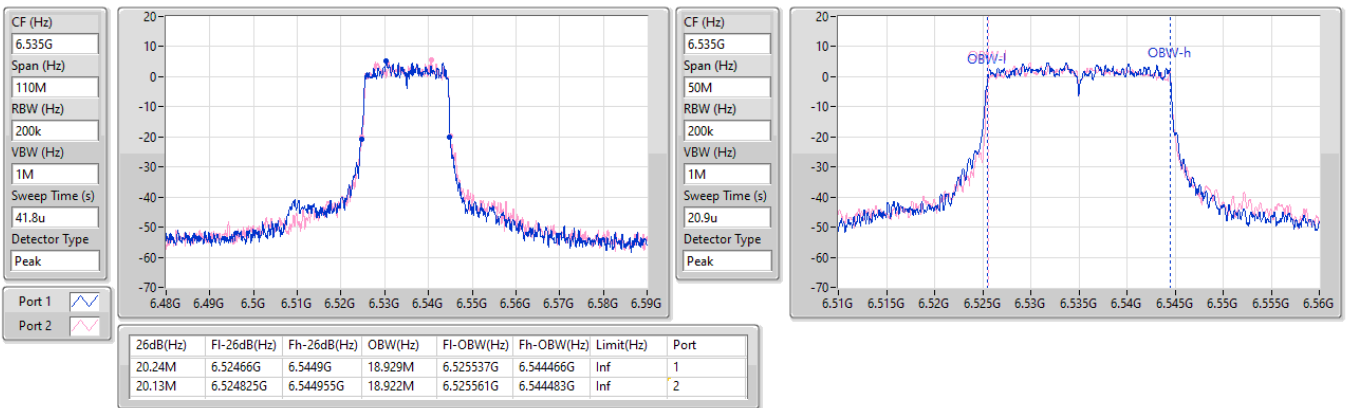


6.525-6.875GHz_802.11ax HEW20_Nss1,(MCS0)_2TX

EBW

6535MHz

01/09/2023

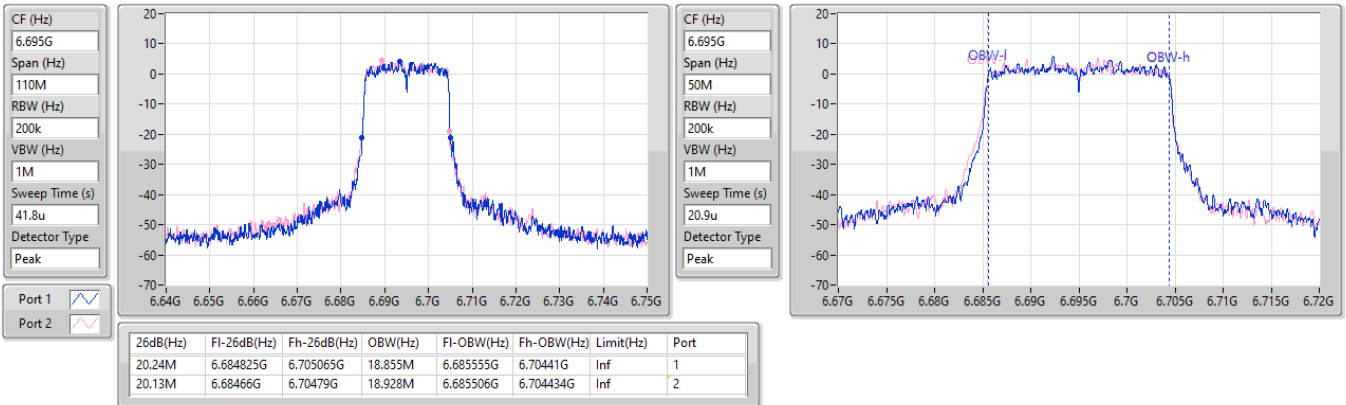


6.525-6.875GHz_802.11ax HEW20_Nss1,(MCS0)_2TX

EBW

6695MHz

01/09/2023

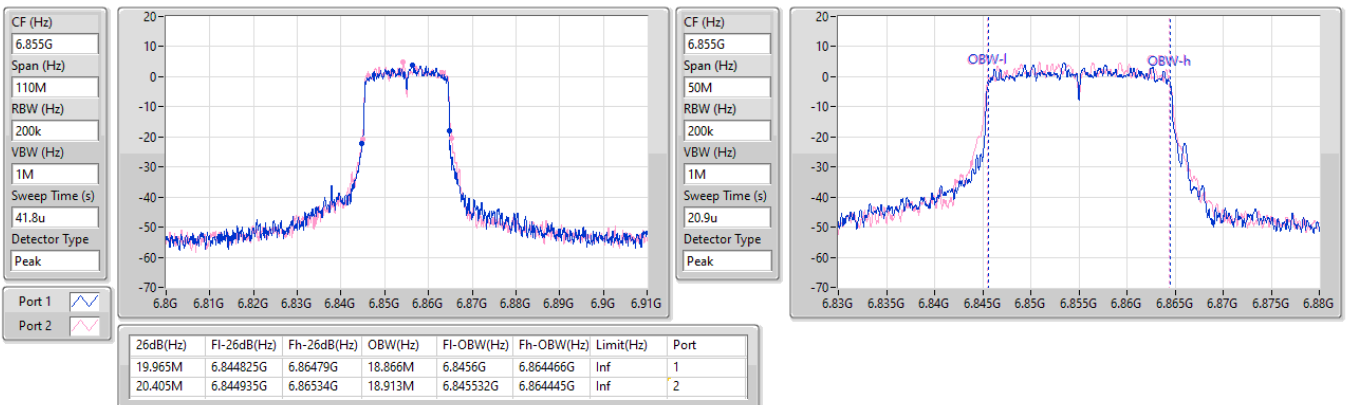


6.525-6.875GHz_802.11ax HEW20_Nss1,(MCS0)_2TX

EBW

6855MHz

01/09/2023

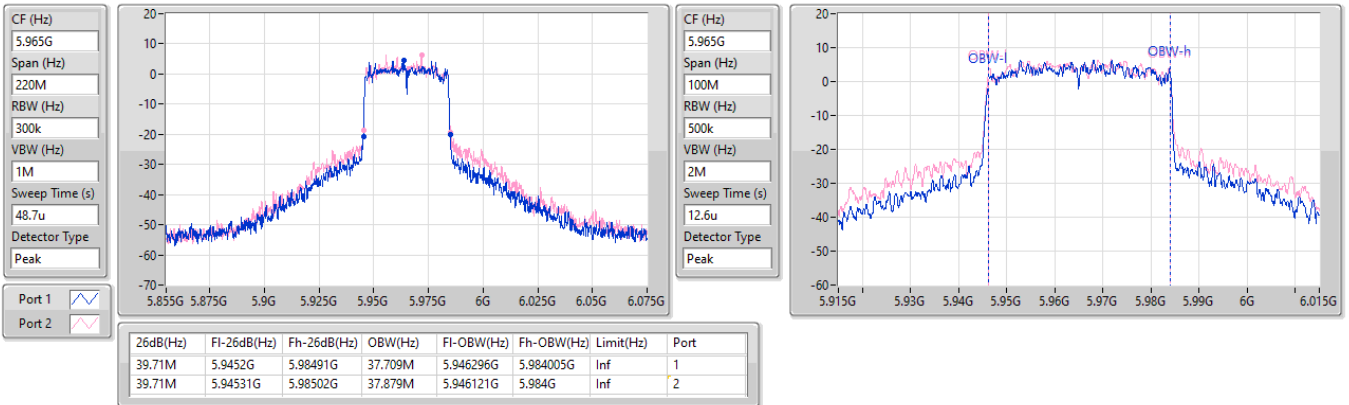


5.925-6.425GHz_802.11ax HEW40_Nss1,(MCS0)_2TX

EBW

5965MHz

01/09/2023

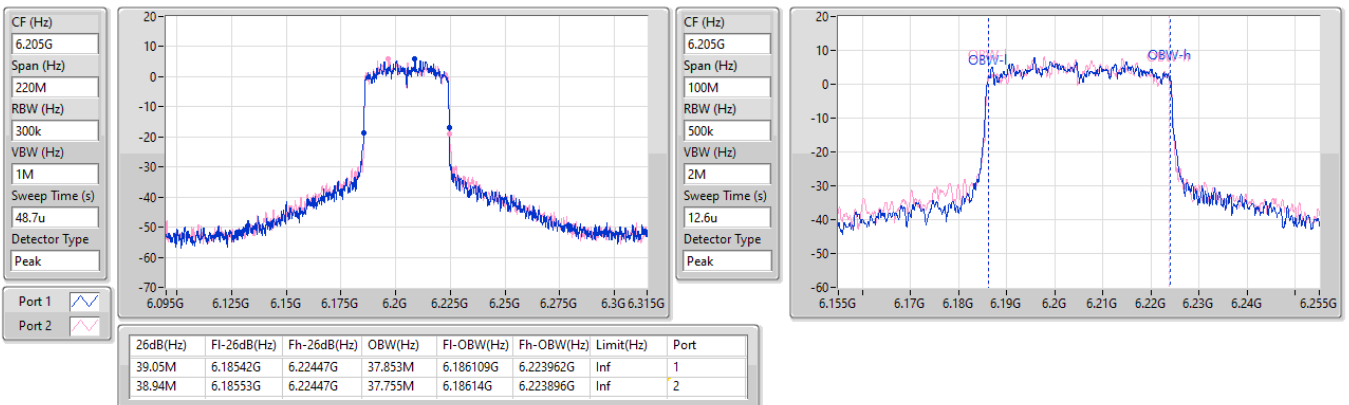


5.925-6.425GHz_802.11ax HEW40_Nss1,(MCS0)_2TX

EBW

6205MHz

01/09/2023

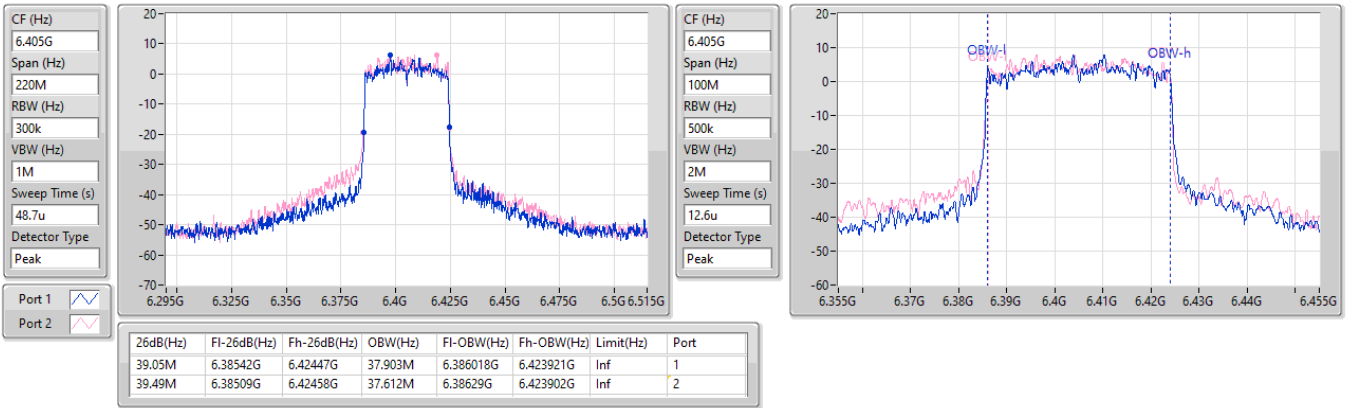


5.925-6.425GHz_802.11ax HEW40_Nss1,(MCS0)_2TX

EBW

6405MHz

01/09/2023

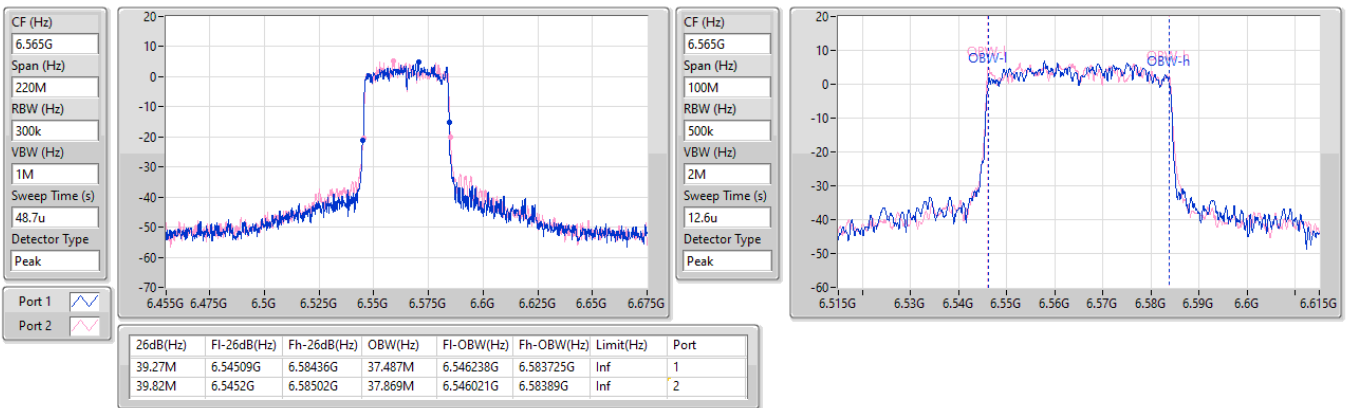


6.525-6.875GHz_802.11ax HEW40_Nss1,(MCS0)_2TX

EBW

6565MHz

01/09/2023

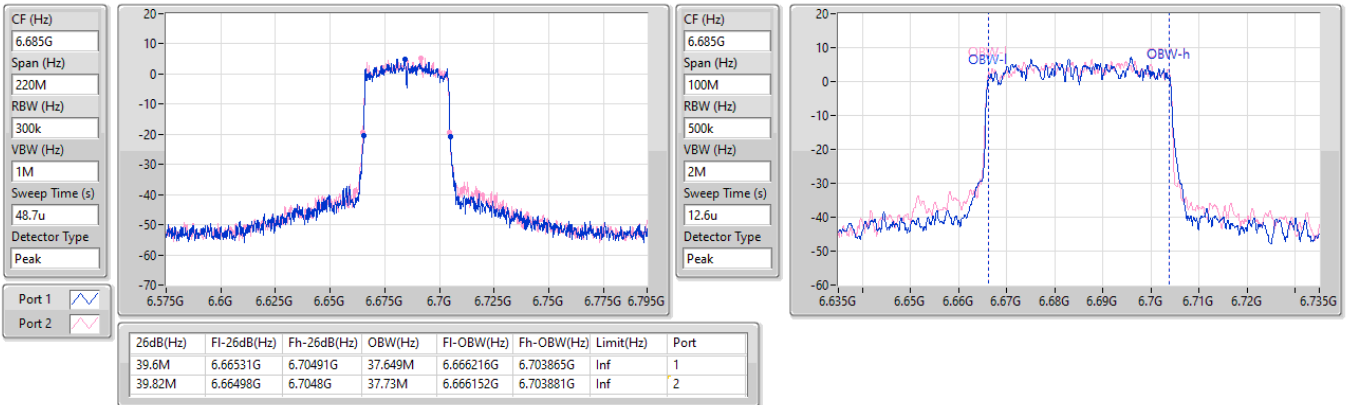


6.525-6.875GHz_802.11ax HEW40_Nss1,(MCS0)_2TX

EBW

6685MHz

01/09/2023

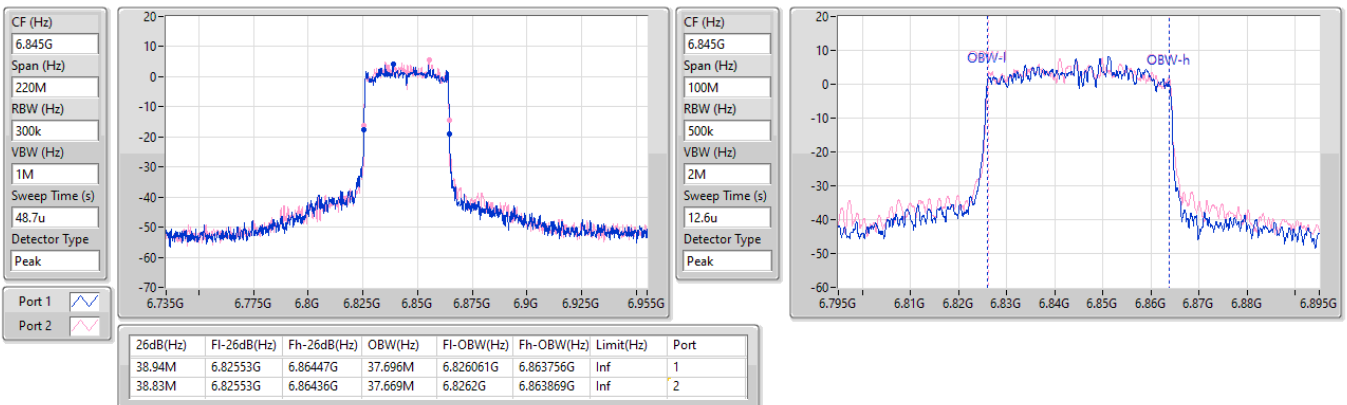


6.525-6.875GHz_802.11ax HEW40_Nss1,(MCS0)_2TX

EBW

6845MHz

01/09/2023

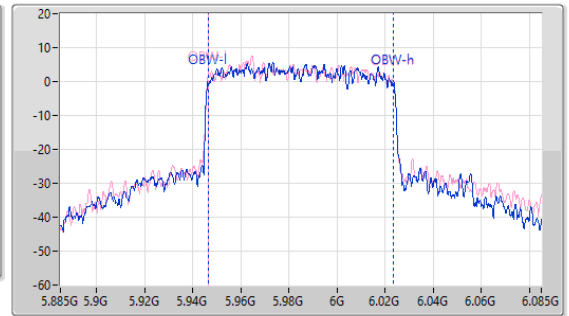
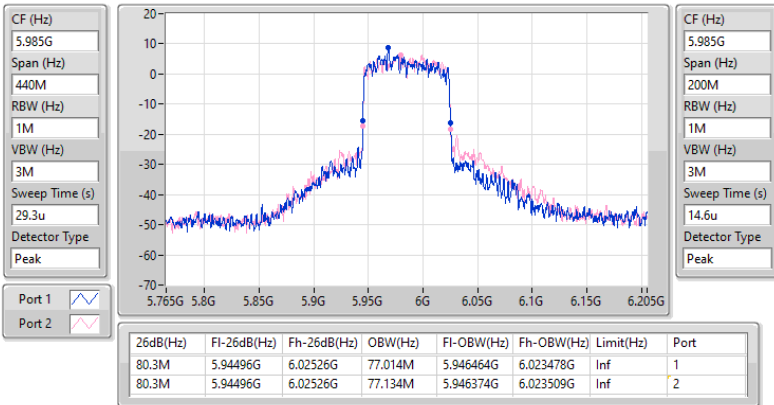


5.925-6.425GHz_802.11ax HEW80_Nss1,(MCS0)_2TX

EBW

5985MHz

01/09/2023

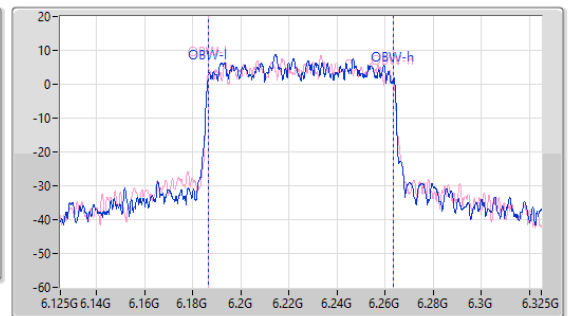
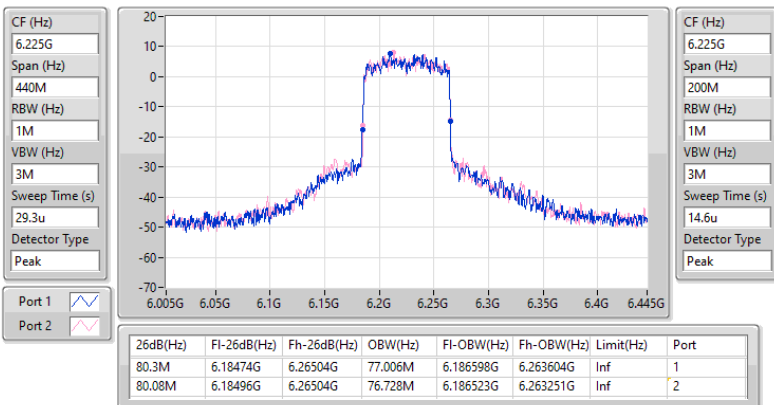


5.925-6.425GHz_802.11ax HEW80_Nss1,(MCS0)_2TX

EBW

6225MHz

01/09/2023

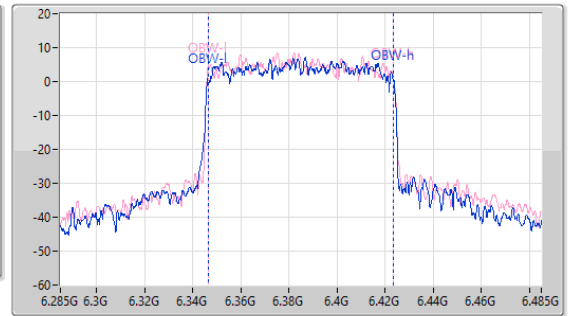
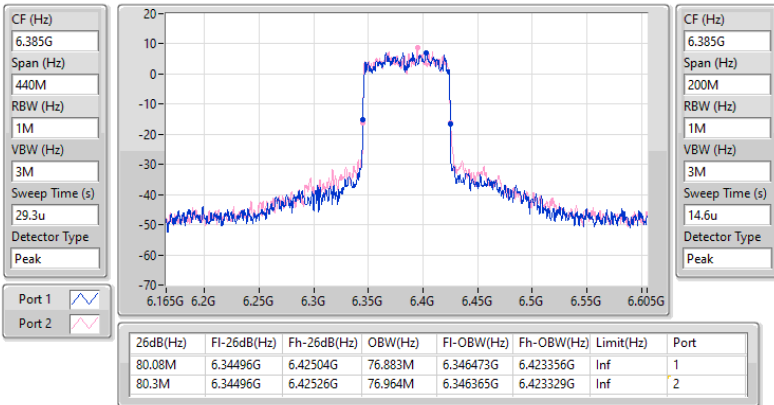


5.925-6.425GHz_802.11ax HEW80_Nss1,(MCS0)_2TX

EBW

6385MHz

01/09/2023

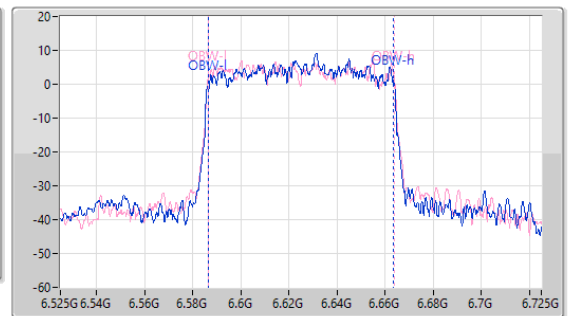
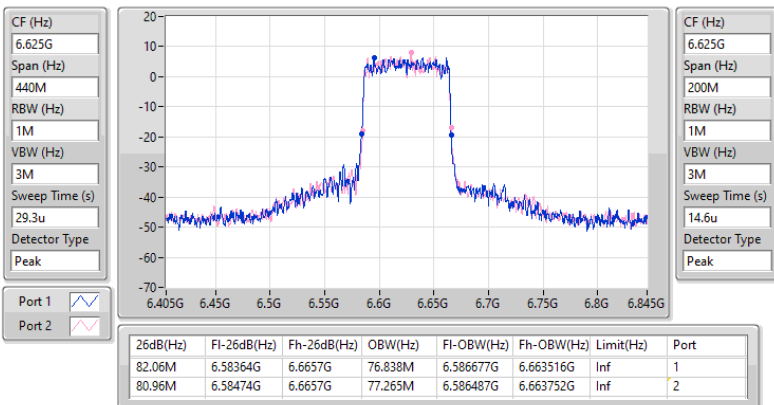


6.525-6.875GHz_802.11ax HEW80_Nss1,(MCS0)_2TX

EBW

6625MHz

01/09/2023

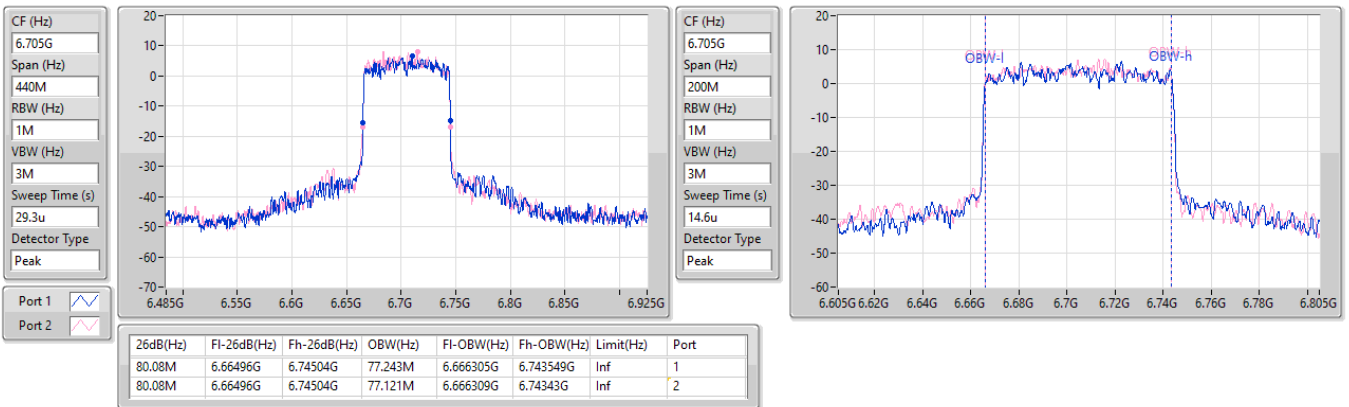


6.525-6.875GHz_802.11ax HEW80_Nss1,(MCS0)_2TX

EBW

6705MHz

01/09/2023

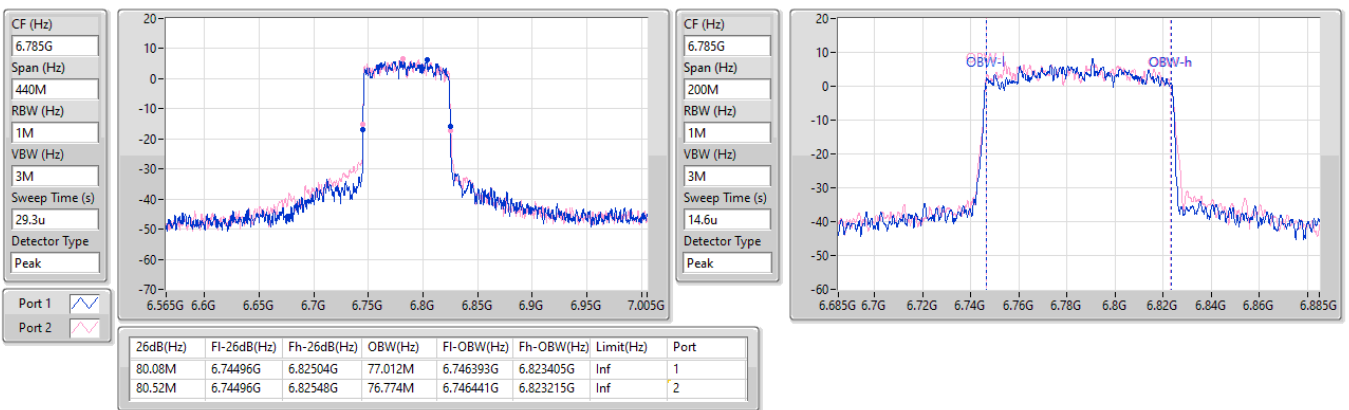


6.525-6.875GHz_802.11ax HEW80_Nss1,(MCS0)_2TX

EBW

6785MHz

01/09/2023



5.925-6.425GHz_802.11ax HEW160_Nss1,(MCS0)_2TX

EBW

6025MHz

01/09/2023

CF (Hz)
6.025G

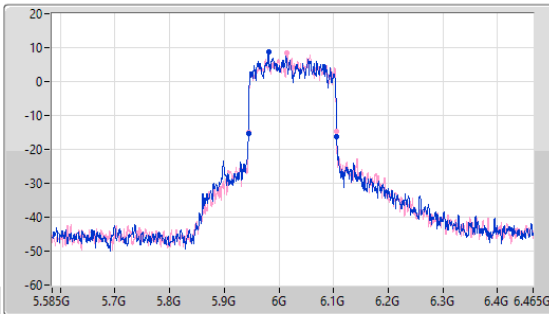
Span (Hz)
880M

RBW (Hz)
2M

VBW (Hz)
10M

Sweep Time (s)
34.6u

Detector Type
Peak



CF (Hz)
6.025G

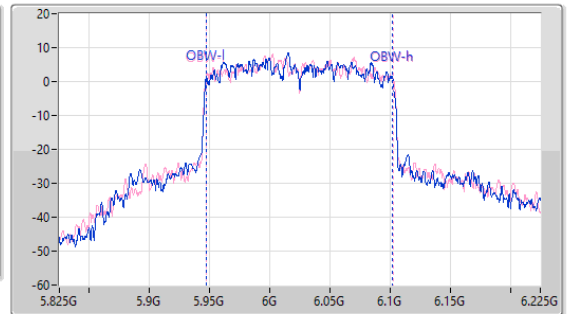
Span (Hz)
400M

RBW (Hz)
2M

VBW (Hz)
10M

Sweep Time (s)
15.8u

Detector Type
Peak



26dB(Hz)	Fl-26dB(Hz)	Fh-26dB(Hz)	OBW(Hz)	Fl-OBW(Hz)	Fh-OBW(Hz)	Limit(Hz)	Port
161.92M	5.94404G	6.10596G	154.712M	5.947338G	6.102049G	Inf	1
161.48M	5.94404G	6.10552G	155.143M	5.947494G	6.102636G	Inf	2

5.925-6.425GHz_802.11ax HEW160_Nss1,(MCS0)_2TX

EBW

6185MHz

01/09/2023

CF (Hz)
6.185G

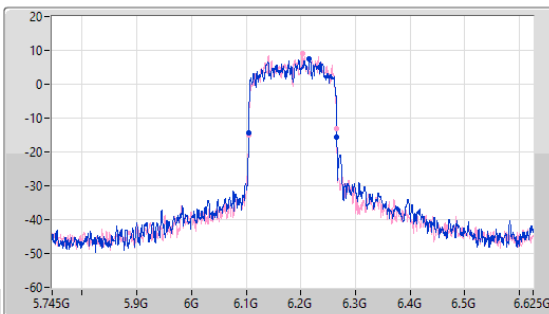
Span (Hz)
880M

RBW (Hz)
2M

VBW (Hz)
10M

Sweep Time (s)
34.6u

Detector Type
Peak



CF (Hz)
6.185G

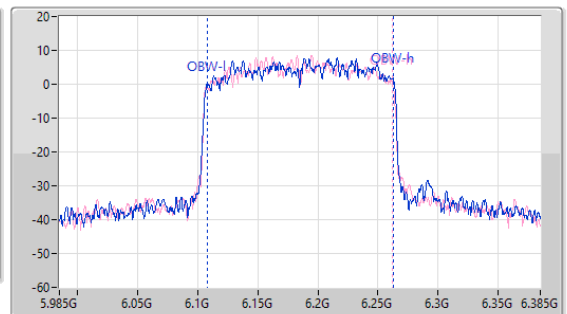
Span (Hz)
400M

RBW (Hz)
2M

VBW (Hz)
10M

Sweep Time (s)
15.8u

Detector Type
Peak



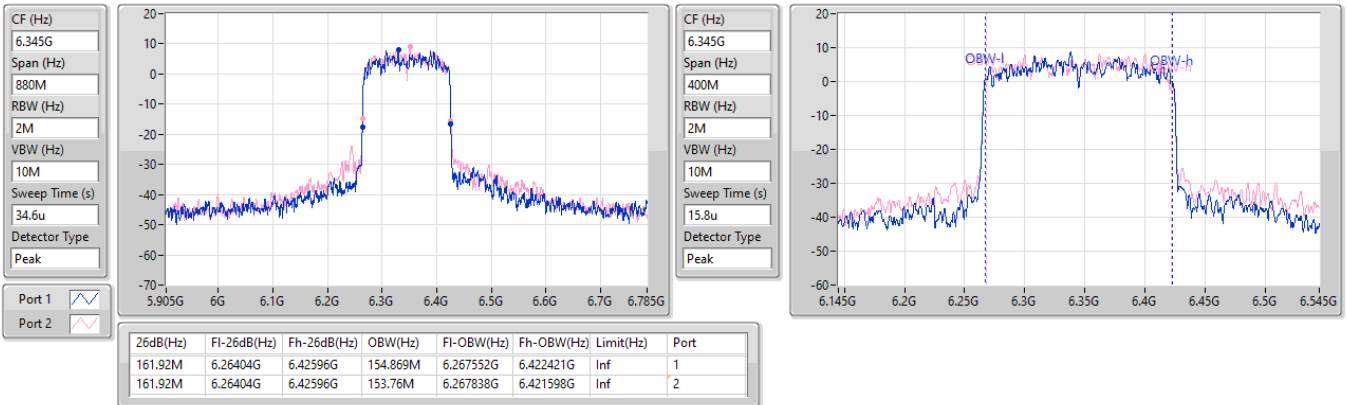
26dB(Hz)	Fl-26dB(Hz)	Fh-26dB(Hz)	OBW(Hz)	Fl-OBW(Hz)	Fh-OBW(Hz)	Limit(Hz)	Port
161.48M	6.10448G	6.26596G	154.438M	6.108272G	6.26271G	Inf	1
161.04M	6.10448G	6.26552G	153.422M	6.108076G	6.261499G	Inf	2

5.925-6.425GHz_802.11ax HEW160_Nss1,(MCS0)_2TX

EBW

6345MHz

01/09/2023

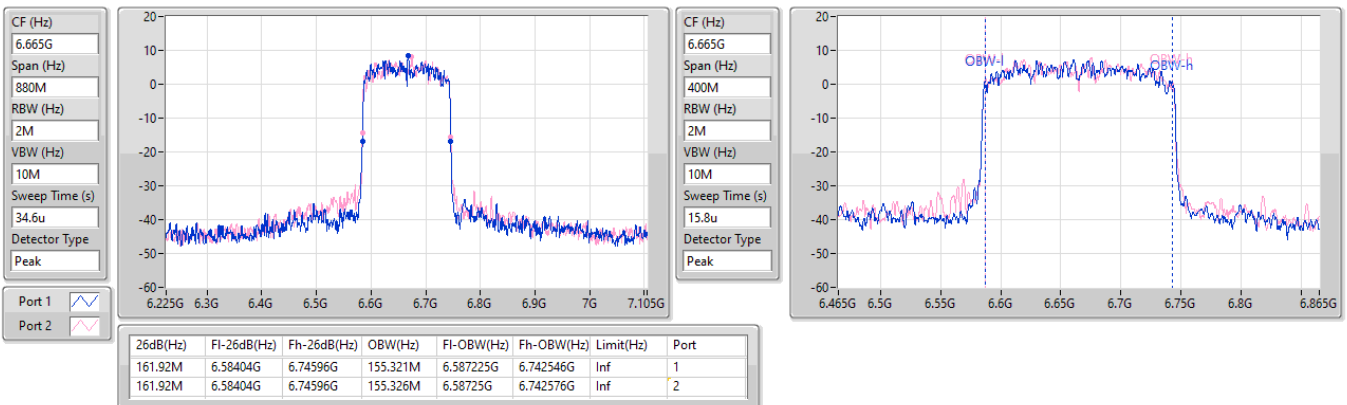


6.525-6.875GHz_802.11ax HEW160_Nss1,(MCS0)_2TX

EBW

6665MHz

01/09/2023



5.925-6.425GHz_802.11ax HEW20_Nss1,(MCS0)_4TX

EBW

5955MHz

01/09/2023

CF (Hz)
5.955G

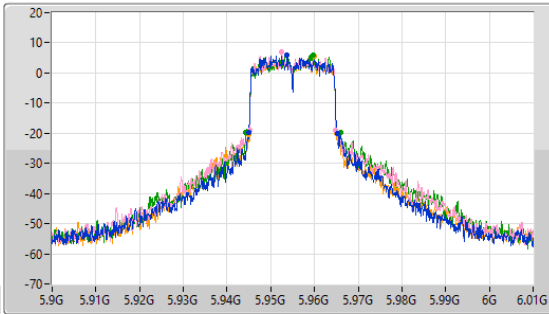
Span (Hz)
110M

RBW (Hz)
200k

VBW (Hz)
1M

Sweep Time (s)
41.8u

Detector Type
Peak



CF (Hz)
5.955G

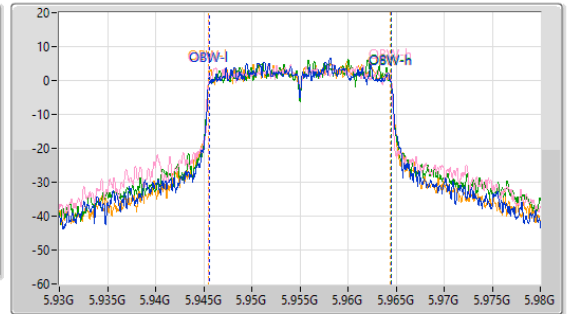
Span (Hz)
50M

RBW (Hz)
200k

VBW (Hz)
1M

Sweep Time (s)
20.9u

Detector Type
Peak



Port 1

Port 2

Port 3

Port 4

26dB(Hz)	Fl-26dB(Hz)	Fh-26dB(Hz)	OBW(Hz)	Fl-OBW(Hz)	Fh-OBW(Hz)	Limit(Hz)	Port
20.35M	5.94499G	5.96534G	18.933M	5.945559G	5.964492G	Inf	1
19.8M	5.9451G	5.9649G	18.983M	5.94551G	5.964493G	Inf	2
21.67M	5.94433G	5.966G	18.935M	5.94555G	5.964485G	Inf	3
20.13M	5.94488G	5.96501G	18.906M	5.945535G	5.964441G	Inf	4

5.925-6.425GHz_802.11ax HEW20_Nss1,(MCS0)_4TX

EBW

6195MHz

01/09/2023

CF (Hz)
6.195G

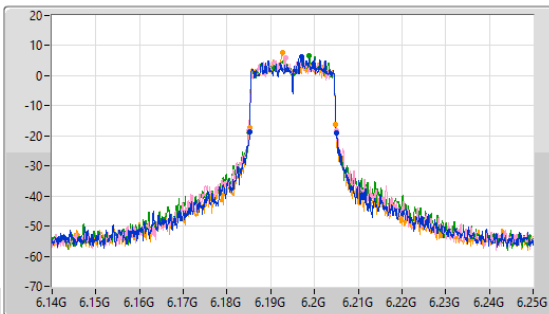
Span (Hz)
110M

RBW (Hz)
200k

VBW (Hz)
1M

Sweep Time (s)
41.8u

Detector Type
Peak



CF (Hz)
6.195G

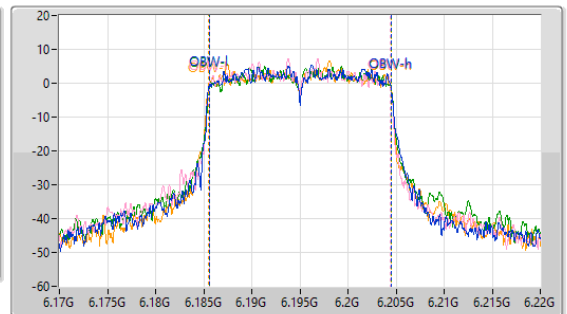
Span (Hz)
50M

RBW (Hz)
200k

VBW (Hz)
1M

Sweep Time (s)
20.9u

Detector Type
Peak



Port 1

Port 2

Port 3

Port 4

26dB(Hz)	Fl-26dB(Hz)	Fh-26dB(Hz)	OBW(Hz)	Fl-OBW(Hz)	Fh-OBW(Hz)	Limit(Hz)	Port
19.855M	6.185155G	6.20501G	18.89M	6.185562G	6.204451G	Inf	1
20.075M	6.184935G	6.20501G	18.826M	6.185584G	6.20441G	Inf	2
20.02M	6.18499G	6.20501G	18.894M	6.185573G	6.204467G	Inf	3
19.745M	6.1851G	6.204845G	18.914M	6.185548G	6.204462G	Inf	4

5.925-6.425GHz_802.11ax HEW20_Nss1,(MCS0)_4TX

EBW

6415MHz

01/09/2023

CF (Hz)
6.415G

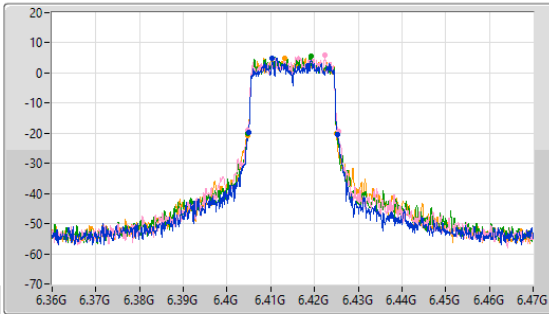
Span (Hz)
110M

RBW (Hz)
200k

VBW (Hz)
1M

Sweep Time (s)
41.8u

Detector Type
Peak



CF (Hz)
6.415G

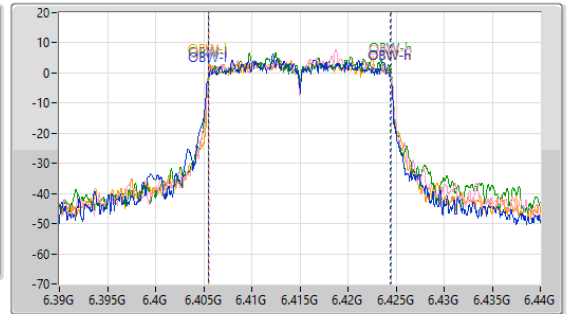
Span (Hz)
50M

RBW (Hz)
200k

VBW (Hz)
1M

Sweep Time (s)
20.9u

Detector Type
Peak



Port 1

Port 2

Port 3

Port 4

26dB(Hz)	Fl-26dB(Hz)	Fh-26dB(Hz)	OBW(Hz)	Fl-OBW(Hz)	Fh-OBW(Hz)	Limit(Hz)	Port
20.405M	6.404935G	6.42534G	18.881M	6.405503G	6.424384G	Inf	1
20.735M	6.40477G	6.42505G	18.884M	6.405587G	6.42447G	Inf	2
20.46M	6.40477G	6.42523G	18.931M	6.40554G	6.424471G	Inf	3
20.295M	6.40477G	6.425065G	18.941M	6.405532G	6.424473G	Inf	4

6.525-6.875GHz_802.11ax HEW20_Nss1,(MCS0)_4TX

EBW

6535MHz

01/09/2023

CF (Hz)
6.535G

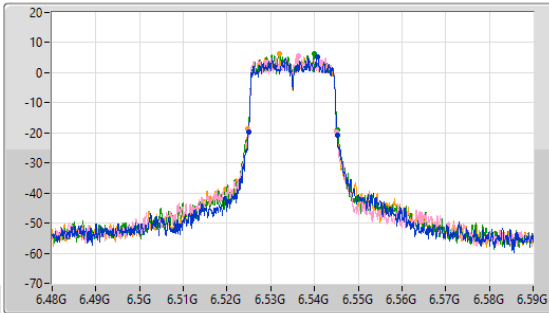
Span (Hz)
110M

RBW (Hz)
200k

VBW (Hz)
1M

Sweep Time (s)
41.8u

Detector Type
Peak



CF (Hz)
6.535G

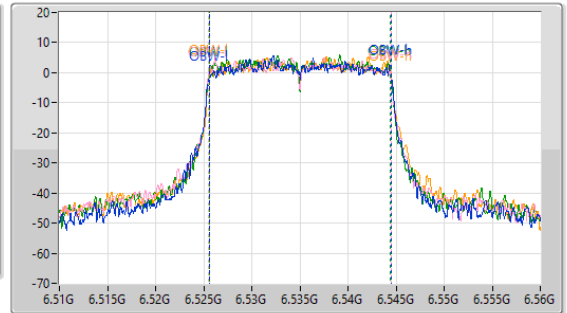
Span (Hz)
50M

RBW (Hz)
200k

VBW (Hz)
1M

Sweep Time (s)
20.9u

Detector Type
Peak



Port 1

Port 2

Port 3

Port 4

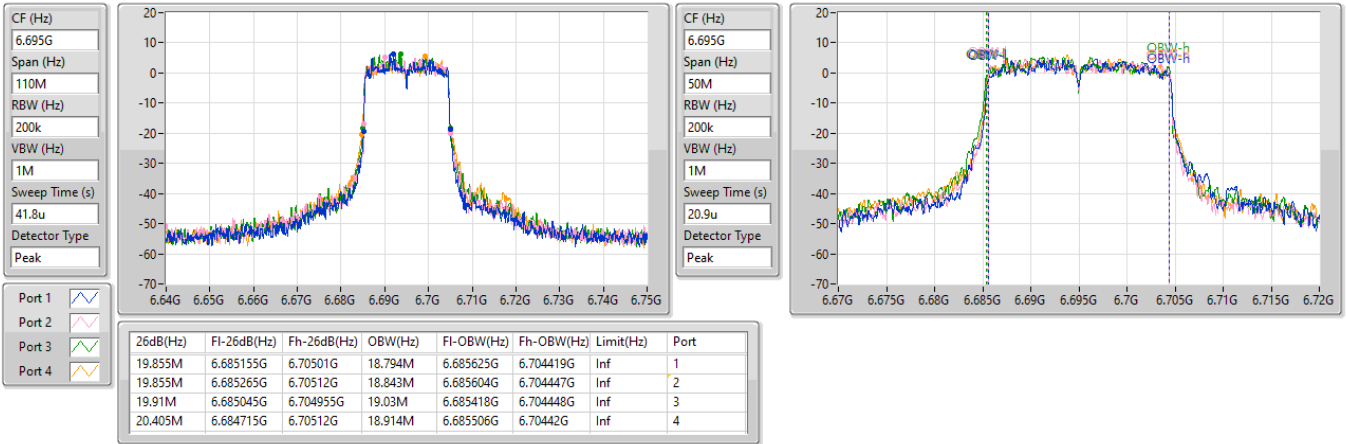
26dB(Hz)	Fl-26dB(Hz)	Fh-26dB(Hz)	OBW(Hz)	Fl-OBW(Hz)	Fh-OBW(Hz)	Limit(Hz)	Port
20.35M	6.52488G	6.54523G	18.916M	6.525581G	6.544497G	Inf	1
20.075M	6.524935G	6.54501G	18.967M	6.525516G	6.544483G	Inf	2
20.295M	6.52488G	6.545175G	18.816M	6.525576G	6.544391G	Inf	3
20.24M	6.524825G	6.545065G	18.911M	6.52556G	6.544471G	Inf	4

6.525-6.875GHz_802.11ax HEW20_Nss1,(MCS0)_4TX

EBW

6695MHz

01/09/2023

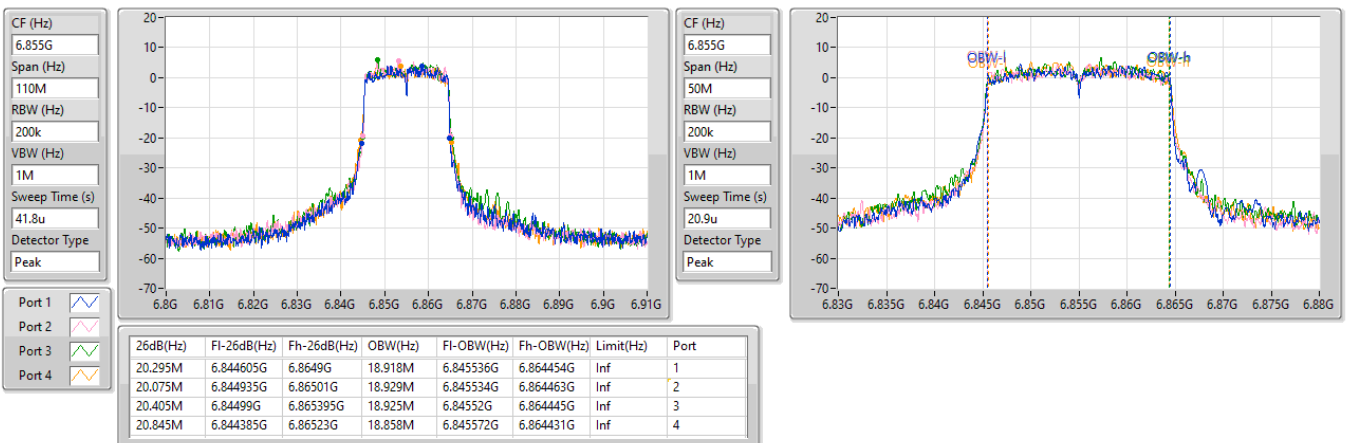


6.525-6.875GHz_802.11ax HEW20_Nss1,(MCS0)_4TX

EBW

6855MHz

01/09/2023



5.925-6.425GHz_802.11ax HEW40_Nss1,(MCS0)_4TX

EBW

5965MHz

01/09/2023

CF (Hz)
5.965G

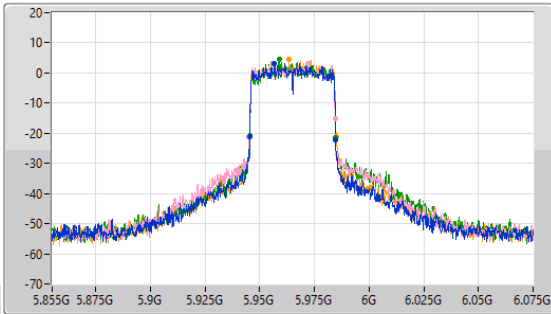
Span (Hz)
220M

RBW (Hz)
300k

VBW (Hz)
1M

Sweep Time (s)
48.7u

Detector Type
Peak



CF (Hz)
5.965G

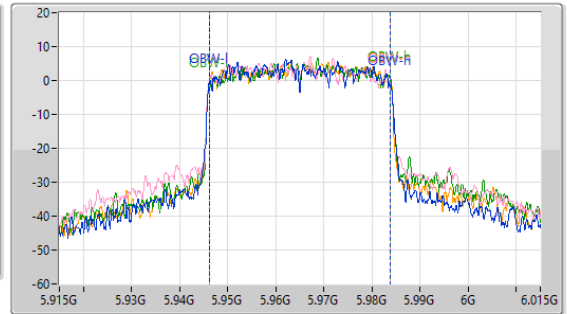
Span (Hz)
100M

RBW (Hz)
500k

VBW (Hz)
2M

Sweep Time (s)
12.6u

Detector Type
Peak



Port 1

Port 2

Port 3

Port 4

26dB(Hz)	Fl-26dB(Hz)	Fh-26dB(Hz)	OBW(Hz)	Fl-OBW(Hz)	Fh-OBW(Hz)	Limit(Hz)	Port
39.27M	5.94531G	5.98458G	37.606M	5.94623G	5.983836G	Inf	1
39.27M	5.94509G	5.98436G	37.68M	5.946185G	5.983865G	Inf	2
39.16M	5.94542G	5.98458G	37.608M	5.946263G	5.983871G	Inf	3
39.71M	5.94531G	5.98502G	37.653M	5.946225G	5.983877G	Inf	4

5.925-6.425GHz_802.11ax HEW40_Nss1,(MCS0)_4TX

EBW

6205MHz

01/09/2023

CF (Hz)
6.205G

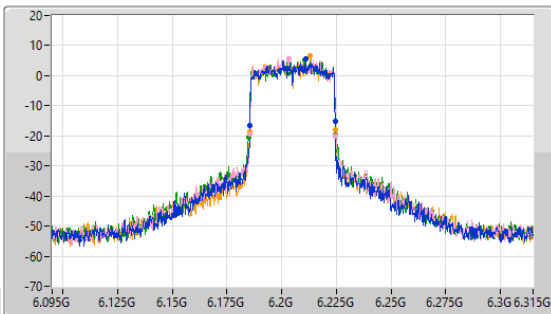
Span (Hz)
220M

RBW (Hz)
300k

VBW (Hz)
1M

Sweep Time (s)
48.7u

Detector Type
Peak



CF (Hz)
6.205G

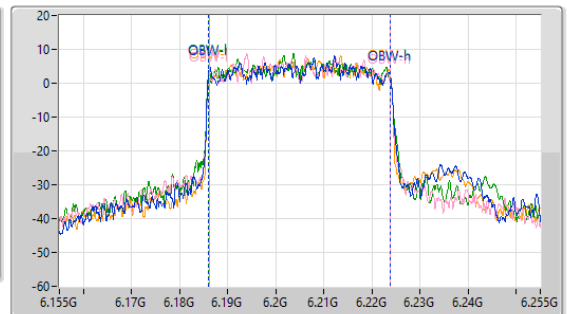
Span (Hz)
100M

RBW (Hz)
500k

VBW (Hz)
2M

Sweep Time (s)
12.6u

Detector Type
Peak



Port 1

Port 2

Port 3

Port 4

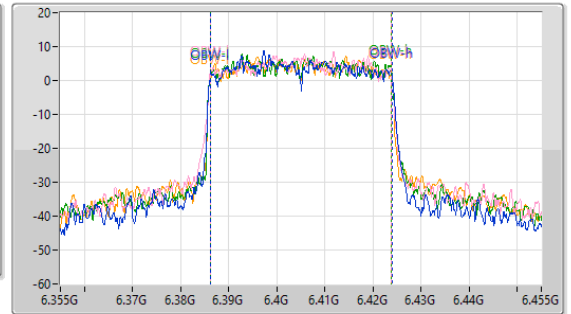
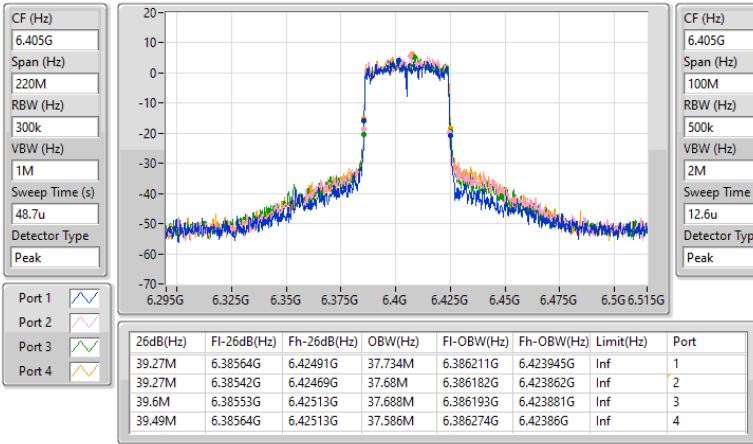
26dB(Hz)	Fl-26dB(Hz)	Fh-26dB(Hz)	OBW(Hz)	Fl-OBW(Hz)	Fh-OBW(Hz)	Limit(Hz)	Port
38.83M	6.18553G	6.22436G	37.836M	6.186041G	6.223877G	Inf	1
39.27M	6.18542G	6.22469G	37.604M	6.186207G	6.223812G	Inf	2
39.93M	6.18487G	6.2248G	37.783M	6.186043G	6.223826G	Inf	3
39.05M	6.18542G	6.22447G	37.702M	6.186167G	6.22387G	Inf	4

5.925-6.425GHz_802.11ax HEW40_Nss1,(MCS0)_4TX

EBW

6405MHz

01/09/2023

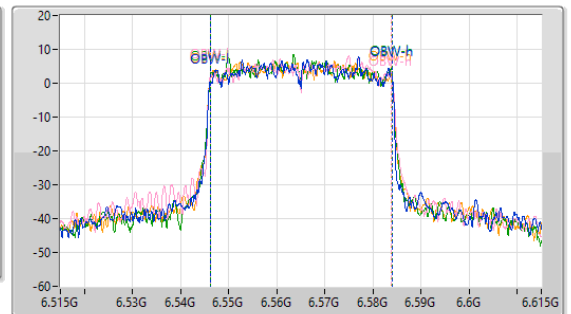
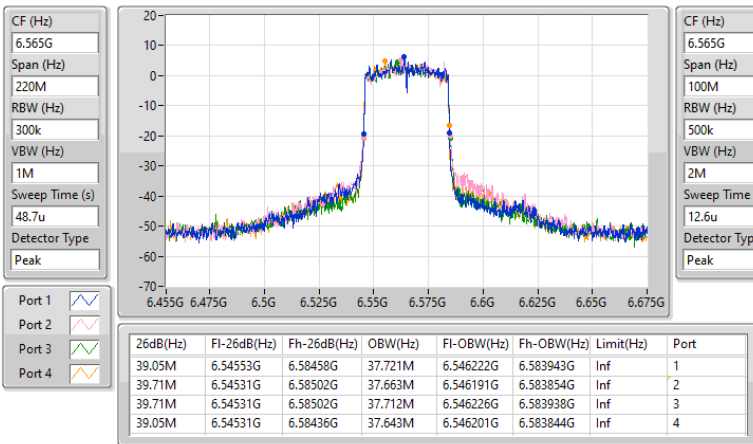


6.525-6.875GHz_802.11ax HEW40_Nss1,(MCS0)_4TX

EBW

6565MHz

01/09/2023

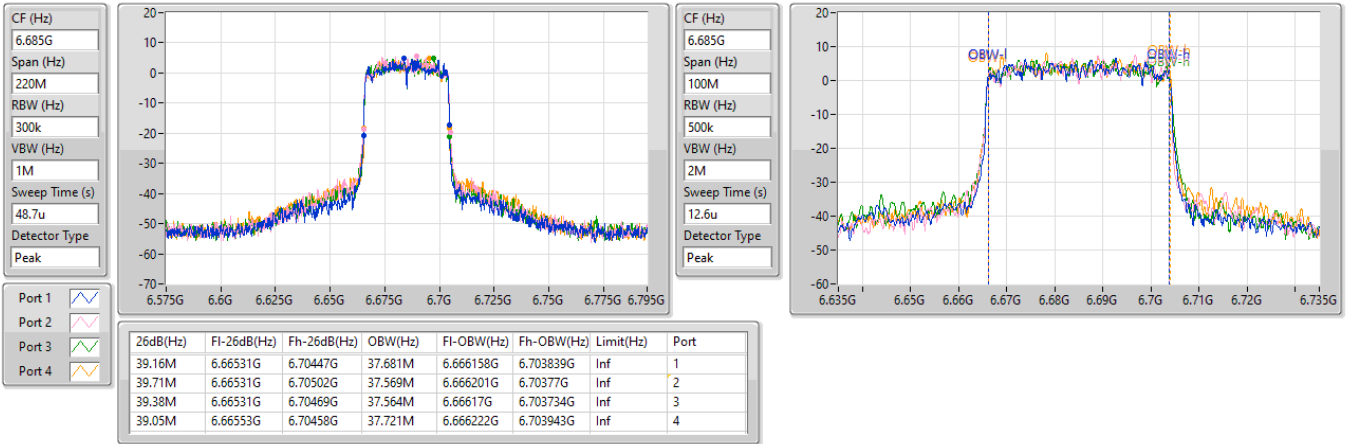


6.525-6.875GHz_802.11ax HEW40_Nss1,(MCS0)_4TX

EBW

6685MHz

01/09/2023

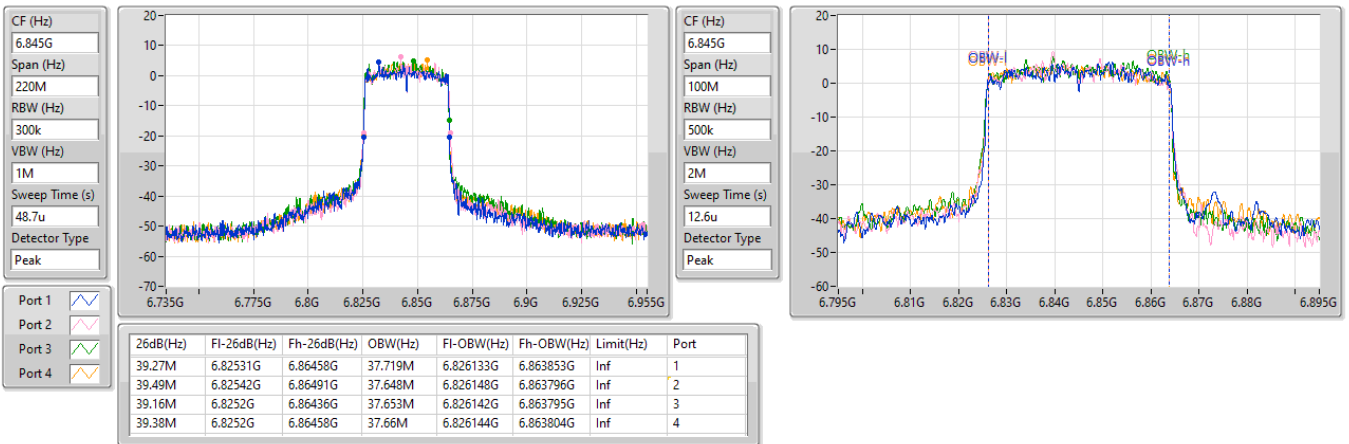


6.525-6.875GHz_802.11ax HEW40_Nss1,(MCS0)_4TX

EBW

6845MHz

01/09/2023

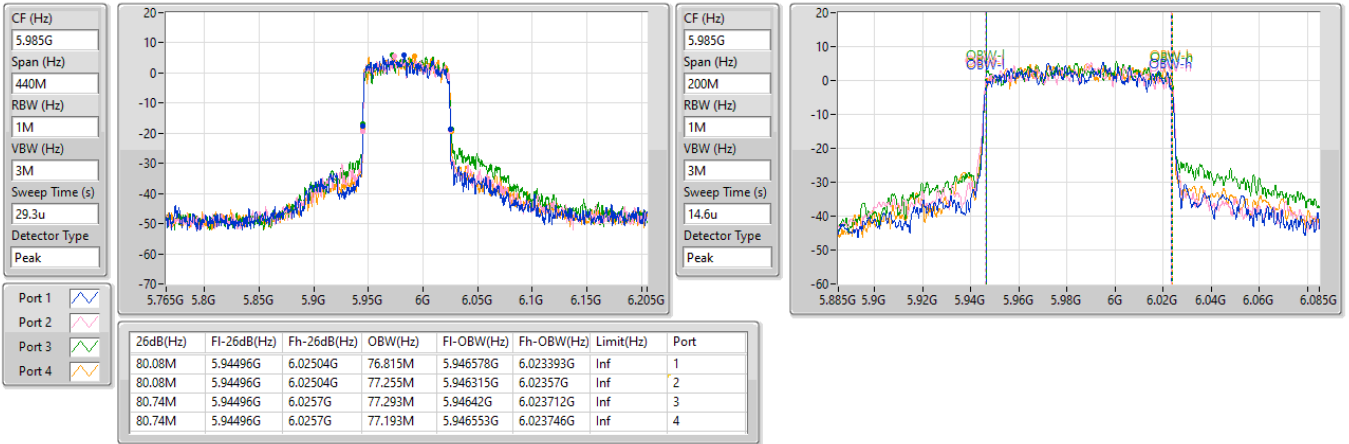


5.925-6.425GHz_802.11ax HEW80_Nss1,(MCS0)_4TX

EBW

5985MHz

01/09/2023

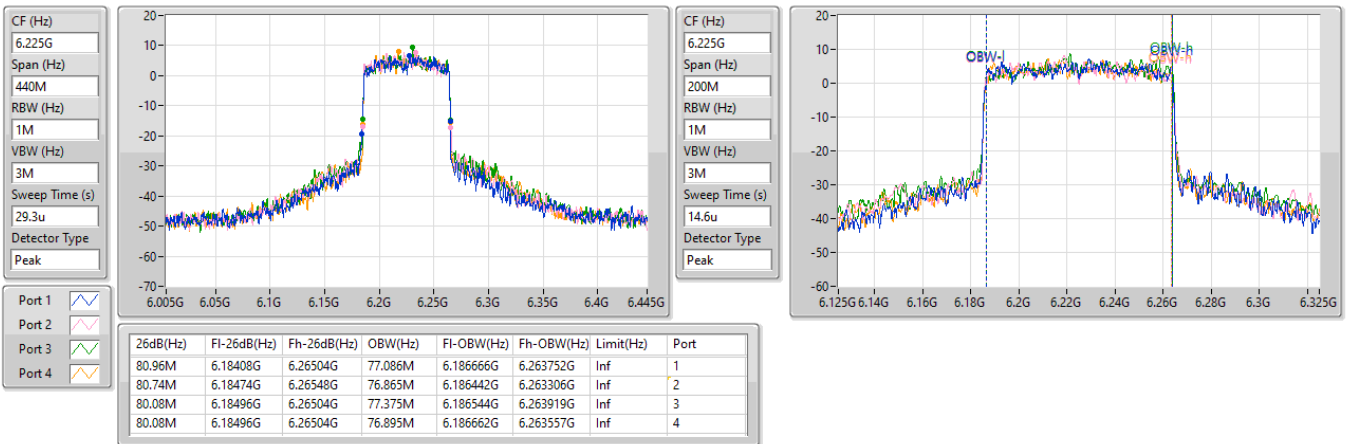


5.925-6.425GHz_802.11ax HEW80_Nss1,(MCS0)_4TX

EBW

6225MHz

01/09/2023

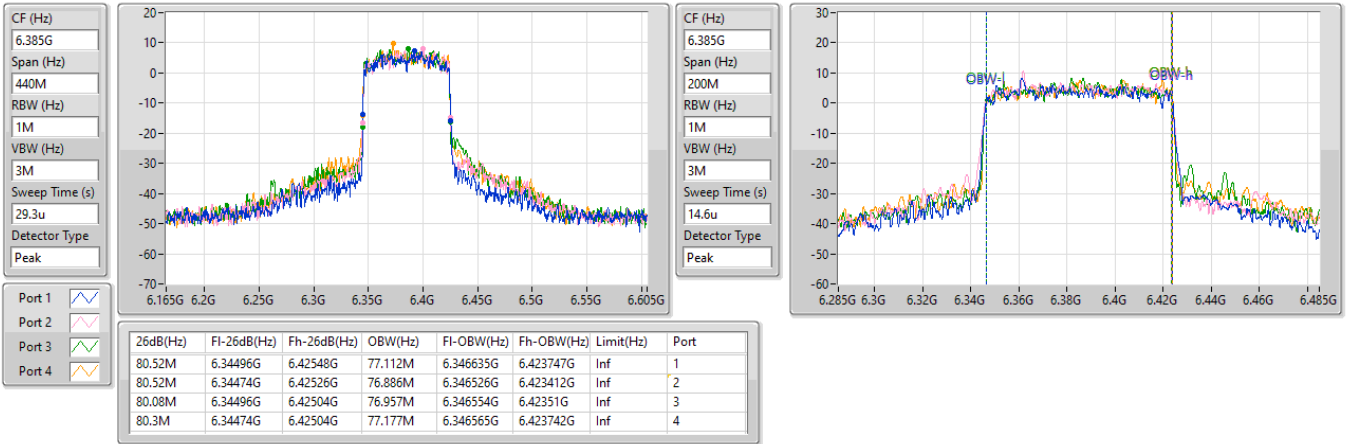


5.925-6.425GHz_802.11ax HEW80_Nss1,(MCS0)_4TX

EBW

6385MHz

01/09/2023

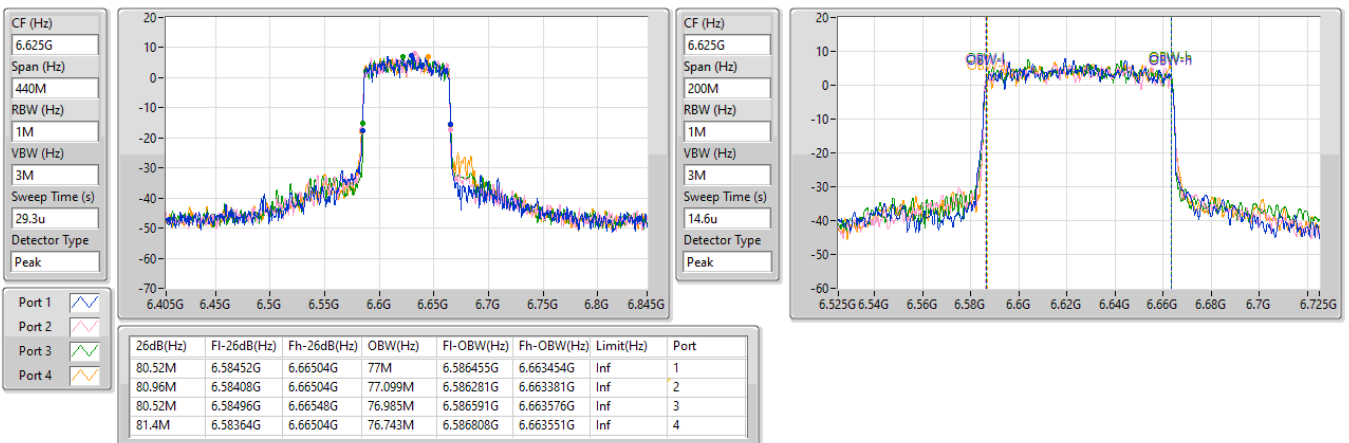


6.525-6.875GHz_802.11ax HEW80_Nss1,(MCS0)_4TX

EBW

6625MHz

01/09/2023

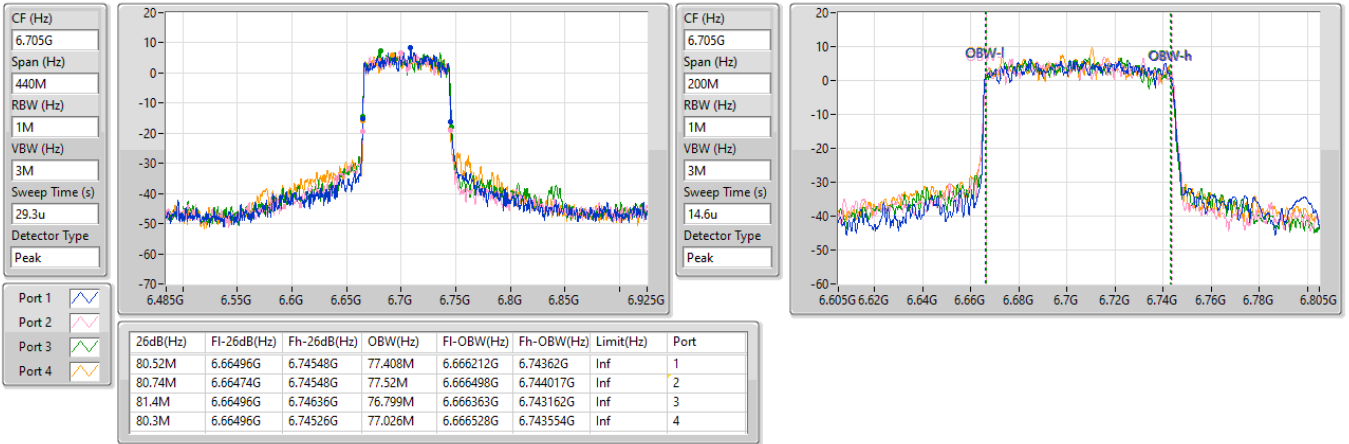


6.525-6.875GHz_802.11ax HEW80_Nss1,(MCS0)_4TX

EBW

6705MHz

01/09/2023

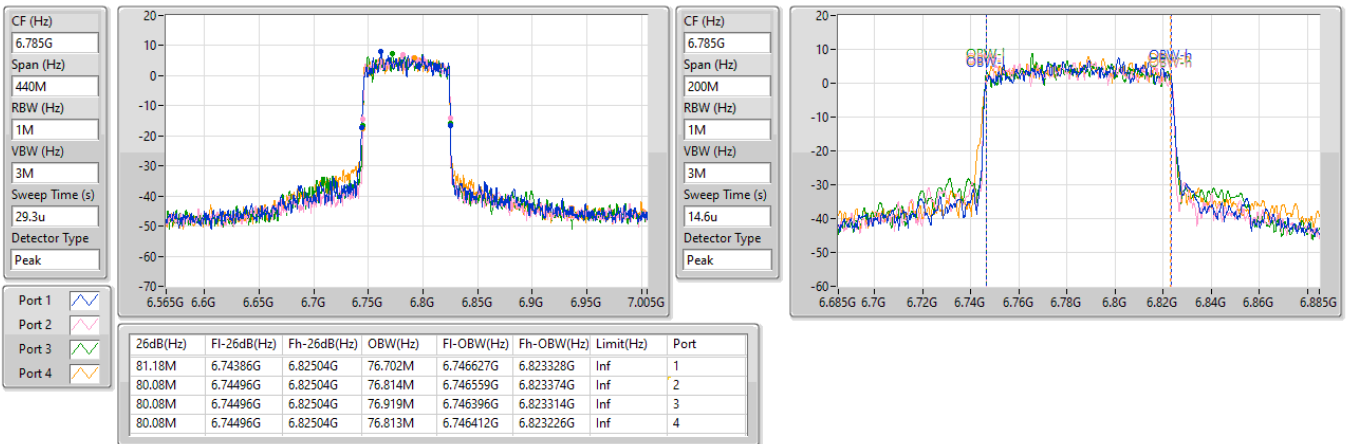


6.525-6.875GHz_802.11ax HEW80_Nss1,(MCS0)_4TX

EBW

6785MHz

01/09/2023

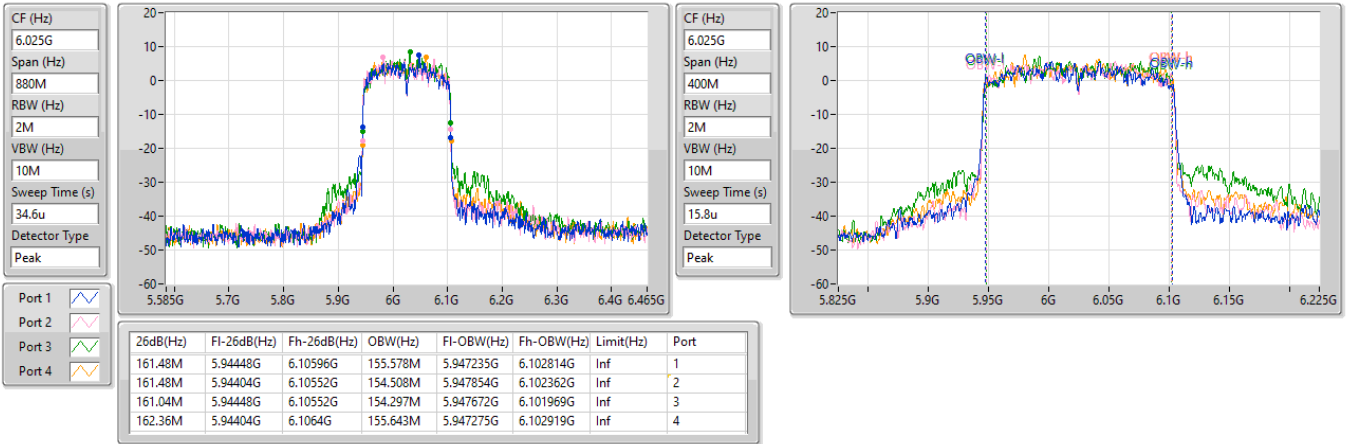


5.925-6.425GHz_802.11ax HEW160_Nss1,(MCS0)_4TX

EBW

6025MHz

01/09/2023

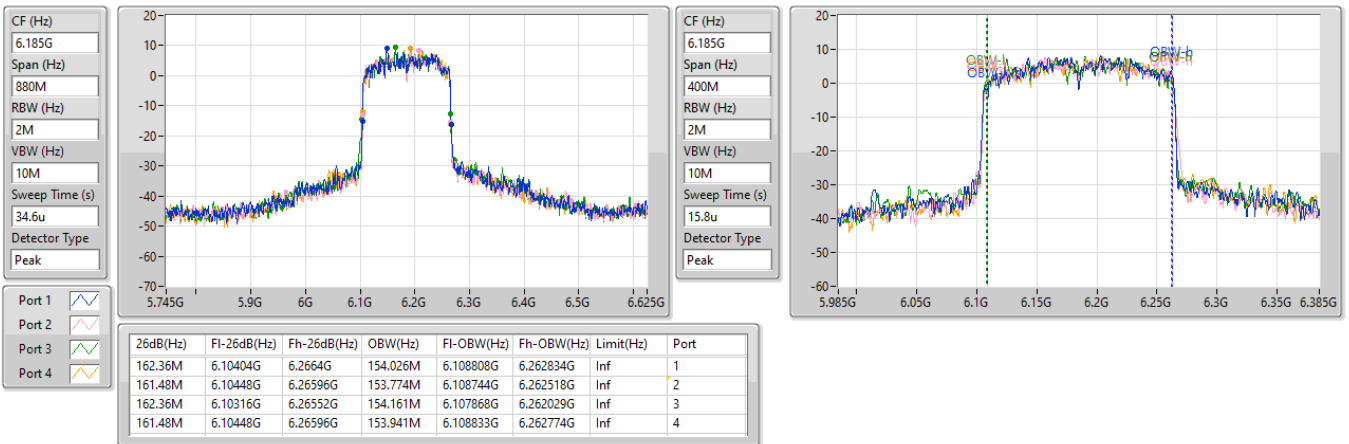


5.925-6.425GHz_802.11ax HEW160_Nss1,(MCS0)_4TX

EBW

6185MHz

01/09/2023

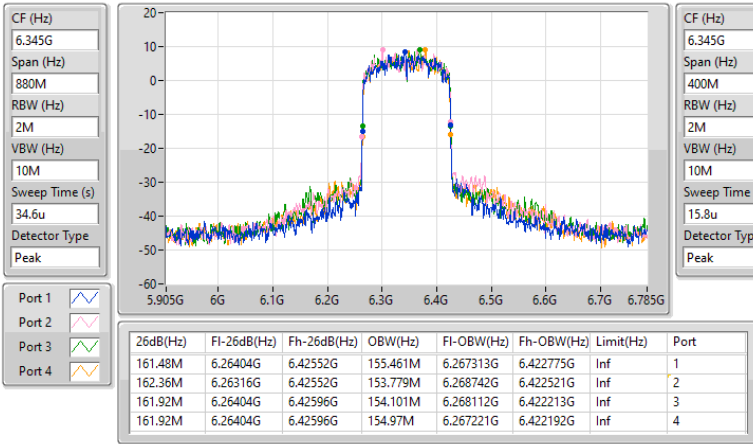


5.925-6.425GHz_802.11ax HEW160_Nss1,(MCS0)_4TX

EBW

6345MHz

01/09/2023

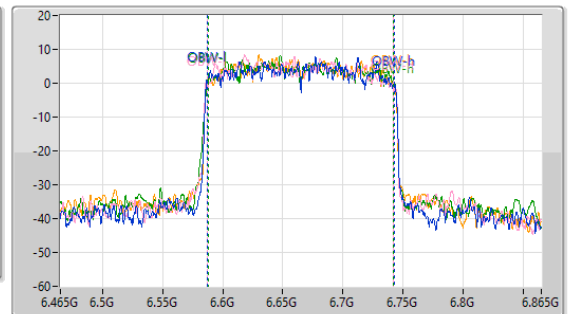
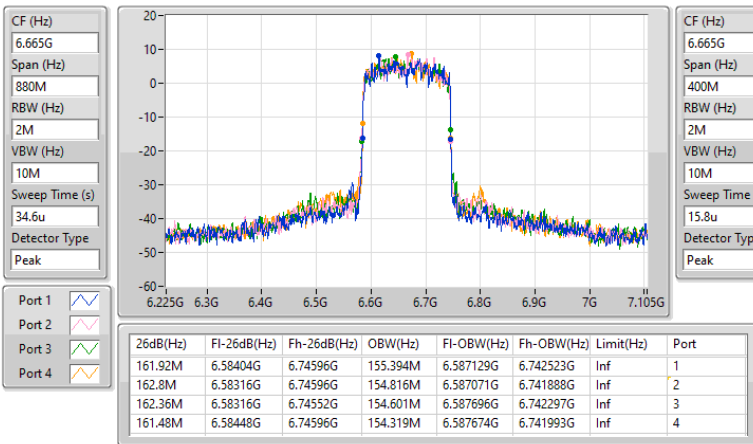


6.525-6.875GHz_802.11ax HEW160_Nss1,(MCS0)_4TX

EBW

6665MHz

01/09/2023





Summary

Mode	Max-N dB (Hz)	Max-OBW (Hz)	ITU-Code	Min-N dB (Hz)	Min-OBW (Hz)
5.925-6.425GHz	-	-	-	-	-
802.11ax HEW20_Nss1,(MCS0)_1TX	20.625M	18.973M	19M0D1D	19.745M	18.891M
6.525-6.875GHz	-	-	-	-	-
802.11ax HEW20_Nss1,(MCS0)_1TX	20.845M	18.904M	18M9D1D	20.075M	18.857M

Max-N dB = Maximum 6dB down bandwidth for 5.725-5.85GHz band / Maximum 26dB down bandwidth for other band;
Max-OBW = Maximum 99% occupied bandwidth;
Min-N dB = Minimum 6dB down bandwidth for 5.725-5.85GHz band / Maximum 26dB down bandwidth for other band;
Min-OBW = Minimum 99% occupied bandwidth



Result

Mode	Result	Limit (Hz)	Port 1-N dB (Hz)	Port 1-OBW (Hz)
802.11ax HEW20_Nss1,(MCS0)_1TX	-	-	-	-
5955MHz	Pass	Inf	19.745M	18.973M
6195MHz	Pass	Inf	20.295M	18.946M
6415MHz	Pass	Inf	20.625M	18.891M
6535MHz	Pass	Inf	20.075M	18.857M
6695MHz	Pass	Inf	20.46M	18.861M
6855MHz	Pass	Inf	20.845M	18.904M

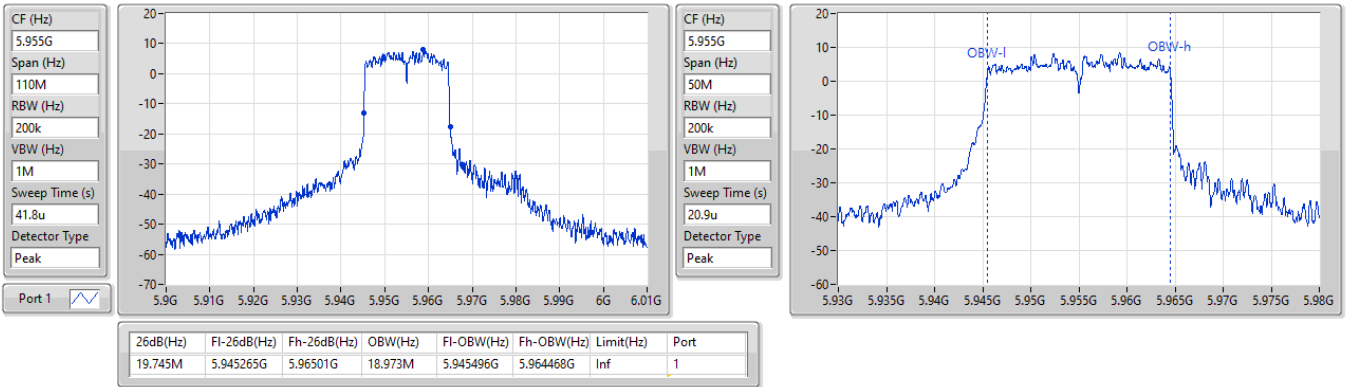
Port X-N dB = Port X 6dB down bandwidth for 5.725-5.85GHz band / 26dB down bandwidth for other band
Port X-OBW = Port X 99% occupied bandwidth

5.925-6.425GHz_802.11ax HEW20_Nss1,(MCS0)_1TX

EBW

5955MHz

02/09/2023

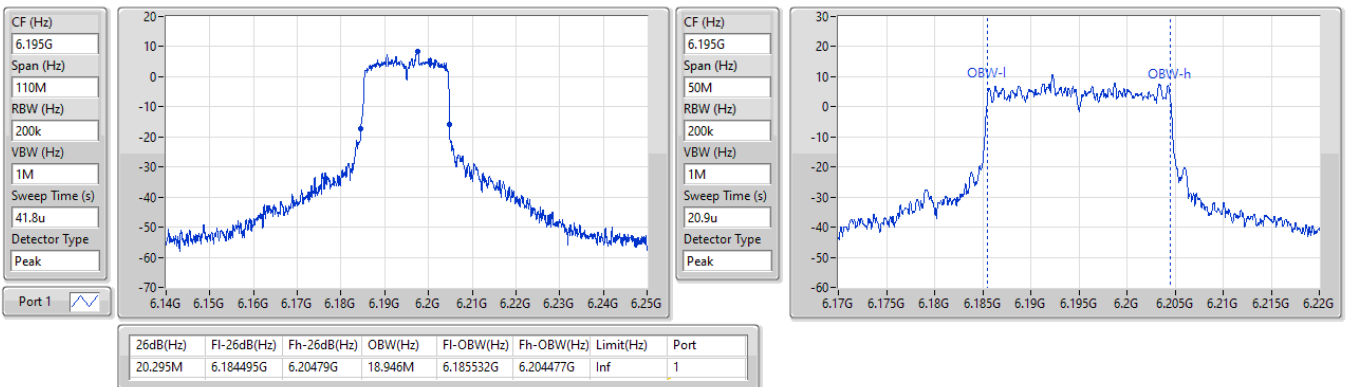


5.925-6.425GHz_802.11ax HEW20_Nss1,(MCS0)_1TX

EBW

6195MHz

02/09/2023

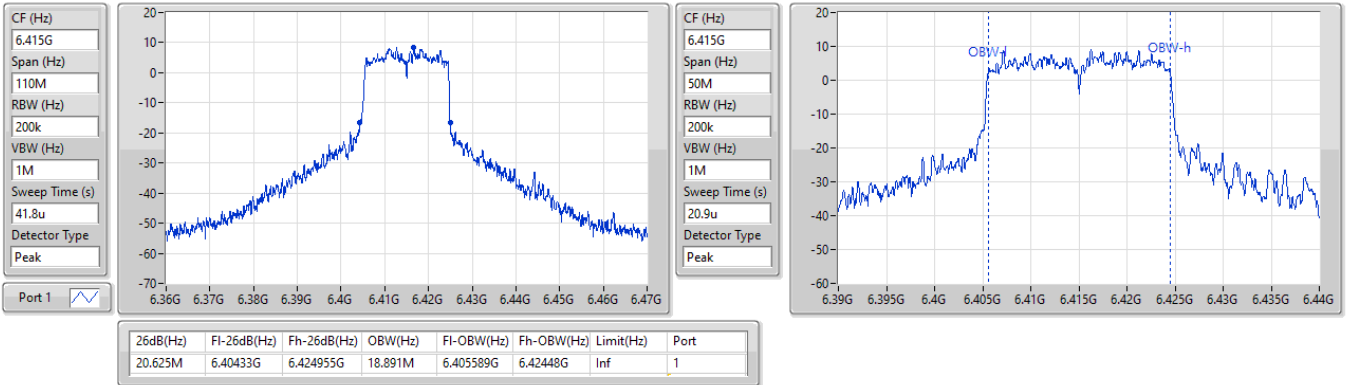


5.925-6.425GHz_802.11ax HEW20_Nss1,(MCS0)_1TX

EBW

6415MHz

02/09/2023

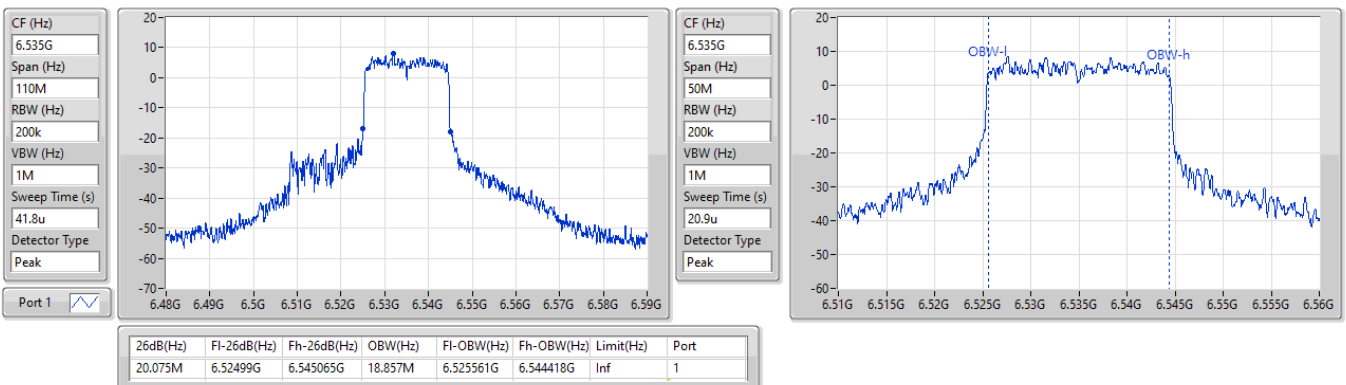


6.525-6.875GHz_802.11ax HEW20_Nss1,(MCS0)_1TX

EBW

6535MHz

02/09/2023

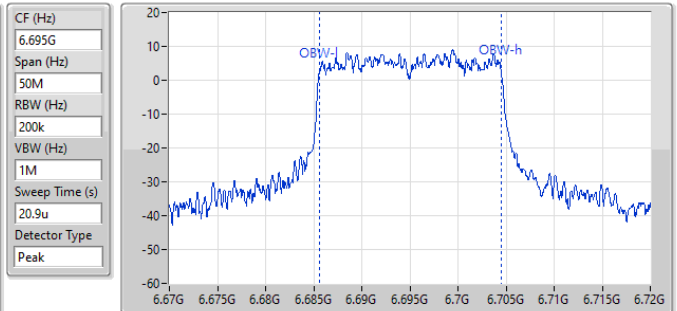
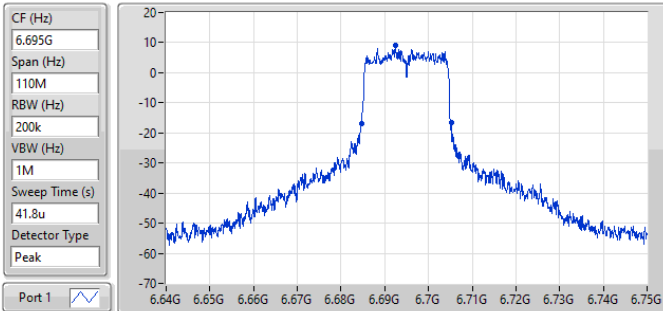


6.525-6.875GHz_802.11ax HEW20_Nss1,(MCS0)_1TX

EBW

6695MHz

02/09/2023



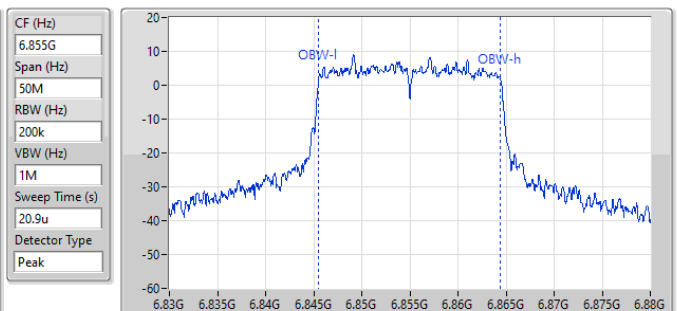
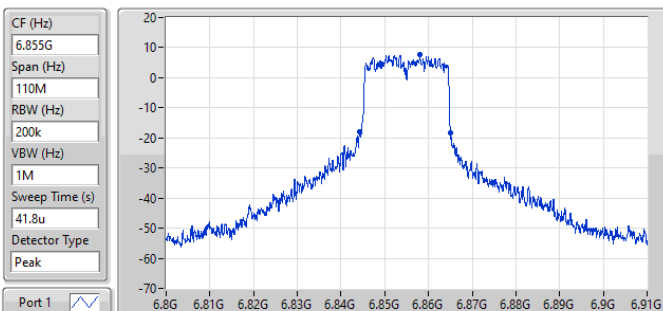
26dB(Hz)	Fl-26dB(Hz)	Fh-26dB(Hz)	OBW(Hz)	Fl-OBW(Hz)	Fh-OBW(Hz)	Limit(Hz)	Port
20.46M	6.684715G	6.705175G	18.861M	6.685616G	6.704477G	Inf	1

6.525-6.875GHz_802.11ax HEW20_Nss1,(MCS0)_1TX

EBW

6855MHz

02/09/2023



26dB(Hz)	Fl-26dB(Hz)	Fh-26dB(Hz)	OBW(Hz)	Fl-OBW(Hz)	Fh-OBW(Hz)	Limit(Hz)	Port
20.845M	6.84422G	6.865065G	18.904M	6.845544G	6.864449G	Inf	1



Summary

Mode	Total Power (dBm)	Total Power (W)	EIRP (dBm)	EIRP (W)
5.925-6.425GHz	-	-	-	-
802.11ax HEW20_Nss1,(MCS0)_1TX	17.05	0.05070	20.00	0.10000
802.11ax HEW20_Nss1,(MCS0)_2TX	20.13	0.10304	23.08	0.20324
802.11ax HEW20_Nss1,(MCS0)_4TX	23.30	0.21380	26.25	0.42170
802.11ax HEW20-BF_Nss1,(MCS0)_2TX	20.13	0.10304	25.51	0.35563
802.11ax HEW20-BF_Nss1,(MCS0)_4TX	23.30	0.21380	30.75	1.18850
802.11ax HEW40_Nss1,(MCS0)_1TX	17.35	0.05433	20.30	0.10715
802.11ax HEW40_Nss1,(MCS0)_2TX	20.36	0.10864	23.31	0.21429
802.11ax HEW40_Nss1,(MCS0)_4TX	23.61	0.22961	26.56	0.45290
802.11ax HEW40-BF_Nss1,(MCS0)_2TX	20.36	0.10864	25.74	0.37497
802.11ax HEW40-BF_Nss1,(MCS0)_4TX	23.61	0.22961	31.06	1.27644
802.11ax HEW80_Nss1,(MCS0)_1TX	17.34	0.05420	20.29	0.10691
802.11ax HEW80_Nss1,(MCS0)_2TX	20.32	0.10765	23.27	0.21232
802.11ax HEW80_Nss1,(MCS0)_4TX	23.63	0.23067	26.58	0.45499
802.11ax HEW80-BF_Nss1,(MCS0)_2TX	20.32	0.10765	25.70	0.37154
802.11ax HEW80-BF_Nss1,(MCS0)_4TX	23.63	0.23067	31.08	1.28233
802.11ax HEW160_Nss1,(MCS0)_1TX	17.65	0.05821	20.60	0.11482
802.11ax HEW160_Nss1,(MCS0)_2TX	20.51	0.11246	23.46	0.22182
802.11ax HEW160_Nss1,(MCS0)_4TX	23.68	0.23335	26.63	0.46026
802.11ax HEW160-BF_Nss1,(MCS0)_2TX	20.51	0.11246	25.89	0.38815
802.11ax HEW160-BF_Nss1,(MCS0)_4TX	23.68	0.23335	31.13	1.29718
6.525-6.875GHz	-	-	-	-
802.11ax HEW20_Nss1,(MCS0)_1TX	16.60	0.04571	17.59	0.05741
802.11ax HEW20_Nss1,(MCS0)_2TX	19.81	0.09572	21.40	0.13804
802.11ax HEW20_Nss1,(MCS0)_4TX	23.09	0.20370	24.68	0.29376
802.11ax HEW20-BF_Nss1,(MCS0)_2TX	19.81	0.09572	23.94	0.24774
802.11ax HEW20-BF_Nss1,(MCS0)_4TX	23.09	0.20370	29.14	0.82035
802.11ax HEW40_Nss1,(MCS0)_1TX	17.04	0.05058	18.03	0.06353
802.11ax HEW40_Nss1,(MCS0)_2TX	20.17	0.10399	21.76	0.14997
802.11ax HEW40_Nss1,(MCS0)_4TX	23.23	0.21038	24.82	0.30339
802.11ax HEW40-BF_Nss1,(MCS0)_2TX	20.17	0.10399	24.30	0.26915
802.11ax HEW40-BF_Nss1,(MCS0)_4TX	23.23	0.21038	29.28	0.84723
802.11ax HEW80_Nss1,(MCS0)_1TX	16.93	0.04932	17.92	0.06194
802.11ax HEW80_Nss1,(MCS0)_2TX	20.03	0.10069	21.62	0.14521
802.11ax HEW80_Nss1,(MCS0)_4TX	23.09	0.20370	24.68	0.29376
802.11ax HEW80-BF_Nss1,(MCS0)_2TX	20.03	0.10069	24.16	0.26062
802.11ax HEW80-BF_Nss1,(MCS0)_4TX	23.09	0.20370	29.14	0.82035
802.11ax HEW160_Nss1,(MCS0)_1TX	17.02	0.05035	18.01	0.06324
802.11ax HEW160_Nss1,(MCS0)_2TX	20.11	0.10257	21.70	0.14791
802.11ax HEW160_Nss1,(MCS0)_4TX	23.14	0.20606	24.73	0.29717
802.11ax HEW160-BF_Nss1,(MCS0)_2TX	20.11	0.10257	24.24	0.26546
802.11ax HEW160-BF_Nss1,(MCS0)_4TX	23.14	0.20606	29.19	0.82985



Result

Mode	Result	DG (dBi)	Port 1 (dBm)	Port 2 (dBm)	Port 3 (dBm)	Port 4 (dBm)	Total Power (dBm)	EIRP (dBm)	EIRP Limit (dBm)
802.11ax HEW20_Nss1,(MCS0)_1TX	-	-	-	-	-	-	-	-	-
5955MHz	Pass	2.95	17				17.00	19.95	36.00
6195MHz	Pass	2.95	17.05				17.05	20.00	36.00
6415MHz	Pass	2.95	16.61				16.61	19.56	36.00
6535MHz	Pass	0.99	16.6				16.60	17.59	36.00
6695MHz	Pass	0.99	16.39				16.39	17.38	36.00
6855MHz	Pass	0.99	16.41				16.41	17.40	36.00
802.11ax HEW20_Nss1,(MCS0)_2TX	-	-	-	-	-	-	-	-	-
5955MHz	Pass	2.95	16.92	17.32			20.13	23.08	36.00
6195MHz	Pass	2.95	17.04	16.95			20.01	22.96	36.00
6415MHz	Pass	2.95	16.69	17.16			19.94	22.89	36.00
6535MHz	Pass	1.59	16.63	16.97			19.81	21.40	36.00
6695MHz	Pass	1.59	16.31	16.71			19.52	21.11	36.00
6855MHz	Pass	1.59	16.46	16.55			19.52	21.11	36.00
802.11ax HEW20_Nss1,(MCS0)_4TX	-	-	-	-	-	-	-	-	-
5955MHz	Pass	2.95	16.98	17.45	17.34	17.3	23.29	26.24	36.00
6195MHz	Pass	2.95	17.13	17.1	17.2	17.04	23.14	26.09	36.00
6415MHz	Pass	2.95	16.72	17.36	17.63	17.36	23.30	26.25	36.00
6535MHz	Pass	1.59	16.64	17.21	17.37	17.02	23.09	24.68	36.00
6695MHz	Pass	1.59	16.36	16.72	16.9	16.62	22.67	24.26	36.00
6855MHz	Pass	1.59	16.46	16.5	16.91	16.5	22.62	24.21	36.00
802.11ax HEW40_Nss1,(MCS0)_1TX	-	-	-	-	-	-	-	-	-
5965MHz	Pass	2.95	17.26				17.26	20.21	36.00
6205MHz	Pass	2.95	17.35				17.35	20.30	36.00
6405MHz	Pass	2.95	16.97				16.97	19.92	36.00
6565MHz	Pass	0.99	17.04				17.04	18.03	36.00
6685MHz	Pass	0.99	16.74				16.74	17.73	36.00
6845MHz	Pass	0.99	16.81				16.81	17.80	36.00
802.11ax HEW40_Nss1,(MCS0)_2TX	-	-	-	-	-	-	-	-	-
5965MHz	Pass	2.95	16.88	17.18			20.04	22.99	36.00
6205MHz	Pass	2.95	17.27	17.43			20.36	23.31	36.00
6405MHz	Pass	2.95	16.91	17.71			20.34	23.29	36.00
6565MHz	Pass	1.59	17.06	17.26			20.17	21.76	36.00
6685MHz	Pass	1.59	16.74	17.2			19.99	21.58	36.00
6845MHz	Pass	1.59	16.69	16.92			19.82	21.41	36.00
802.11ax HEW40_Nss1,(MCS0)_4TX	-	-	-	-	-	-	-	-	-
5965MHz	Pass	2.95	15.84	16.12	16.08	16.22	22.09	25.04	36.00
6205MHz	Pass	2.95	17.4	17.61	17.48	17.51	23.52	26.47	36.00
6405MHz	Pass	2.95	16.89	17.91	17.78	17.71	23.61	26.56	36.00
6565MHz	Pass	1.59	17.09	17.43	17.18	17.14	23.23	24.82	36.00
6685MHz	Pass	1.59	16.83	17	17.06	17.18	23.04	24.63	36.00
6845MHz	Pass	1.59	16.88	16.95	17.06	17.02	23.00	24.59	36.00
802.11ax HEW80_Nss1,(MCS0)_1TX	-	-	-	-	-	-	-	-	-
5985MHz	Pass	2.95	16.93				16.93	19.88	36.00
6225MHz	Pass	2.95	17.34				17.34	20.29	36.00
6385MHz	Pass	2.95	17.01				17.01	19.96	36.00
6625MHz	Pass	0.99	16.91				16.91	17.90	36.00
6705MHz	Pass	0.99	16.76				16.76	17.75	36.00
6785MHz	Pass	0.99	16.93				16.93	17.92	36.00
802.11ax HEW80_Nss1,(MCS0)_2TX	-	-	-	-	-	-	-	-	-
5985MHz	Pass	2.95	15.92	16.13			19.04	21.99	36.00
6225MHz	Pass	2.95	17.24	17.37			20.32	23.27	36.00
6385MHz	Pass	2.95	16.99	17.61			20.32	23.27	36.00
6625MHz	Pass	1.59	16.83	17.21			20.03	21.62	36.00



Average Power_Radio 2

Appendix B.1

Mode	Result	DG (dBi)	Port 1 (dBm)	Port 2 (dBm)	Port 3 (dBm)	Port 4 (dBm)	Total Power (dBm)	EIRP (dBm)	EIRP Limit (dBm)
6705MHz	Pass	1.59	16.64	17.04			19.85	21.44	36.00
6785MHz	Pass	1.59	16.8	17			19.91	21.50	36.00
802.11ax HEW80_Nss1,(MCS0)_4TX	-	-	-	-	-	-	-	-	-
5985MHz	Pass	2.95	15.17	15.16	15.74	15.54	21.43	24.38	36.00
6225MHz	Pass	2.95	17.33	17.33	17.5	17.41	23.41	26.36	36.00
6385MHz	Pass	2.95	17.07	17.71	17.88	17.72	23.63	26.58	36.00
6625MHz	Pass	1.59	16.93	17.1	17.17	17.08	23.09	24.68	36.00
6705MHz	Pass	1.59	16.74	16.91	17.14	17.13	23.00	24.59	36.00
6785MHz	Pass	1.59	16.99	16.76	16.9	16.93	22.92	24.51	36.00
802.11ax HEW160_Nss1,(MCS0)_1TX	-	-	-	-	-	-	-	-	-
6025MHz	Pass	2.95	16.91				16.91	19.86	36.00
6185MHz	Pass	2.95	17.65				17.65	20.60	36.00
6345MHz	Pass	2.95	17.1				17.10	20.05	36.00
6665MHz	Pass	0.99	17.02				17.02	18.01	36.00
802.11ax HEW160_Nss1,(MCS0)_2TX	-	-	-	-	-	-	-	-	-
6025MHz	Pass	2.95	17.13	17.05			20.10	23.05	36.00
6185MHz	Pass	2.95	17.54	17.33			20.45	23.40	36.00
6345MHz	Pass	2.95	17.11	17.86			20.51	23.46	36.00
6665MHz	Pass	1.59	16.83	17.35			20.11	21.70	36.00
802.11ax HEW160_Nss1,(MCS0)_4TX	-	-	-	-	-	-	-	-	-
6025MHz	Pass	2.95	15.31	15.11	16.27	15.89	21.69	24.64	36.00
6185MHz	Pass	2.95	17.41	17.35	17.6	17.51	23.49	26.44	36.00
6345MHz	Pass	2.95	17.17	17.9	17.83	17.72	23.68	26.63	36.00
6665MHz	Pass	1.59	16.89	17.22	17.2	17.16	23.14	24.73	36.00
802.11ax HEW20-BF_Nss1,(MCS0)_2TX	-	-	-	-	-	-	-	-	-
5955MHz	Pass	5.38	16.92	17.32			20.13	25.51	36.00
6195MHz	Pass	5.38	17.04	16.95			20.01	25.39	36.00
6415MHz	Pass	5.38	16.69	17.16			19.94	25.32	36.00
6535MHz	Pass	4.13	16.63	16.97			19.81	23.94	36.00
6695MHz	Pass	4.13	16.31	16.71			19.52	23.65	36.00
6855MHz	Pass	4.13	16.46	16.55			19.52	23.65	36.00
802.11ax HEW20-BF_Nss1,(MCS0)_4TX	-	-	-	-	-	-	-	-	-
5955MHz	Pass	7.45	16.98	17.45	17.34	17.3	23.29	30.74	36.00
6195MHz	Pass	7.45	17.13	17.1	17.2	17.04	23.14	30.59	36.00
6415MHz	Pass	7.45	16.72	17.36	17.63	17.36	23.30	30.75	36.00
6535MHz	Pass	6.05	16.64	17.21	17.37	17.02	23.09	29.14	36.00
6695MHz	Pass	6.05	16.36	16.72	16.9	16.62	22.67	28.72	36.00
6855MHz	Pass	6.05	16.46	16.5	16.91	16.5	22.62	28.67	36.00
802.11ax HEW40-BF_Nss1,(MCS0)_2TX	-	-	-	-	-	-	-	-	-
5965MHz	Pass	5.38	16.88	17.18			20.04	25.42	36.00
6205MHz	Pass	5.38	17.27	17.43			20.36	25.74	36.00
6405MHz	Pass	5.38	16.91	17.71			20.34	25.72	36.00
6565MHz	Pass	4.13	17.06	17.26			20.17	24.30	36.00
6685MHz	Pass	4.13	16.74	17.2			19.99	24.12	36.00
6845MHz	Pass	4.13	16.69	16.92			19.82	23.95	36.00
802.11ax HEW40-BF_Nss1,(MCS0)_4TX	-	-	-	-	-	-	-	-	-
5965MHz	Pass	7.45	15.84	16.12	16.08	16.22	22.09	29.54	36.00
6205MHz	Pass	7.45	17.4	17.61	17.48	17.51	23.52	30.97	36.00
6405MHz	Pass	7.45	16.89	17.91	17.78	17.71	23.61	31.06	36.00
6565MHz	Pass	6.05	17.09	17.43	17.18	17.14	23.23	29.28	36.00
6685MHz	Pass	6.05	16.83	17	17.06	17.18	23.04	29.09	36.00
6845MHz	Pass	6.05	16.88	16.95	17.06	17.02	23.00	29.05	36.00
802.11ax HEW80-BF_Nss1,(MCS0)_2TX	-	-	-	-	-	-	-	-	-
5985MHz	Pass	5.38	15.92	16.13			19.04	24.42	36.00
6225MHz	Pass	5.38	17.24	17.37			20.32	25.70	36.00



Average Power_Radio 2

Appendix B.1

Mode	Result	DG (dBi)	Port 1 (dBm)	Port 2 (dBm)	Port 3 (dBm)	Port 4 (dBm)	Total Power (dBm)	EIRP (dBm)	EIRP Limit (dBm)
6385MHz	Pass	5.38	16.99	17.61			20.32	25.70	36.00
6625MHz	Pass	4.13	16.83	17.21			20.03	24.16	36.00
6705MHz	Pass	4.13	16.64	17.04			19.85	23.98	36.00
6785MHz	Pass	4.13	16.8	17			19.91	24.04	36.00
802.11ax HEW80-BF_Nss1,(MCS0)_4TX	-	-	-	-	-	-	-	-	-
5985MHz	Pass	7.45	15.17	15.16	15.74	15.54	21.43	28.88	36.00
6225MHz	Pass	7.45	17.33	17.33	17.5	17.41	23.41	30.86	36.00
6385MHz	Pass	7.45	17.07	17.71	17.88	17.72	23.63	31.08	36.00
6625MHz	Pass	6.05	16.93	17.1	17.17	17.08	23.09	29.14	36.00
6705MHz	Pass	6.05	16.74	16.91	17.14	17.13	23.00	29.05	36.00
6785MHz	Pass	6.05	16.99	16.76	16.9	16.93	22.92	28.97	36.00
802.11ax HEW160-BF_Nss1,(MCS0)_2TX	-	-	-	-	-	-	-	-	-
6025MHz	Pass	5.38	17.13	17.05			20.10	25.48	36.00
6185MHz	Pass	5.38	17.54	17.33			20.45	25.83	36.00
6345MHz	Pass	5.38	17.11	17.86			20.51	25.89	36.00
6665MHz	Pass	4.13	16.83	17.35			20.11	24.24	36.00
802.11ax HEW160-BF_Nss1,(MCS0)_4TX	-	-	-	-	-	-	-	-	-
6025MHz	Pass	7.45	15.31	15.11	16.27	15.89	21.69	29.14	36.00
6185MHz	Pass	7.45	17.41	17.35	17.6	17.51	23.49	30.94	36.00
6345MHz	Pass	7.45	17.17	17.9	17.83	17.72	23.68	31.13	36.00
6665MHz	Pass	6.05	16.89	17.22	17.2	17.16	23.14	29.19	36.00

DG = Directional Gain; Port X = Port X output power



Summary

Mode	Total Power (dBm)	Total Power (W)	EIRP (dBm)	EIRP (W)
5.925-6.425GHz	-	-	-	-
802.11ax HEW20_Nss1,(MCS0)_1TX	19.98	0.09954	25.28	0.33729
6.525-6.875GHz	-	-	-	-
802.11ax HEW20_Nss1,(MCS0)_1TX	19.87	0.09705	25.17	0.32885



Result

Mode	Result	DG (dBi)	Port 1 (dBm)	Total Power (dBm)	EIRP (dBm)	EIRP Limit (dBm)
802.11ax HEW20_Nss1,(MCS0)_1TX	-	-	-	-	-	-
5955MHz	Pass	5.30	19.50	19.50	24.80	36.00
6195MHz	Pass	5.30	19.63	19.63	24.93	36.00
6415MHz	Pass	5.30	19.98	19.98	25.28	36.00
6535MHz	Pass	5.30	19.73	19.73	25.03	36.00
6695MHz	Pass	5.30	19.80	19.80	25.10	36.00
6855MHz	Pass	5.30	19.87	19.87	25.17	36.00

DG = Directional Gain; Port X = Port X output power



Summary

Mode	PD (dBm/RBW)	EIRP PD (dBm/RBW)
5.925-6.425GHz	-	-
802.11ax HEW20_Nss1,(MCS0)_1TX	3.86	6.81
802.11ax HEW20_Nss1,(MCS0)_2TX	6.74	12.12
802.11ax HEW20_Nss1,(MCS0)_4TX	9.75	17.20
802.11ax HEW40_Nss1,(MCS0)_1TX	1.16	4.11
802.11ax HEW40_Nss1,(MCS0)_2TX	4.08	9.46
802.11ax HEW40_Nss1,(MCS0)_4TX	7.21	14.66
802.11ax HEW80_Nss1,(MCS0)_1TX	-1.88	1.07
802.11ax HEW80_Nss1,(MCS0)_2TX	1.03	6.41
802.11ax HEW80_Nss1,(MCS0)_4TX	4.18	11.63
802.11ax HEW160_Nss1,(MCS0)_1TX	-4.04	-1.09
802.11ax HEW160_Nss1,(MCS0)_2TX	-1.36	4.02
802.11ax HEW160_Nss1,(MCS0)_4TX	1.64	9.09
6.525-6.875GHz	-	-
802.11ax HEW20_Nss1,(MCS0)_1TX	3.28	4.27
802.11ax HEW20_Nss1,(MCS0)_2TX	6.31	10.44
802.11ax HEW20_Nss1,(MCS0)_4TX	9.44	15.49
802.11ax HEW40_Nss1,(MCS0)_1TX	0.70	1.69
802.11ax HEW40_Nss1,(MCS0)_2TX	3.81	7.94
802.11ax HEW40_Nss1,(MCS0)_4TX	6.70	12.75
802.11ax HEW80_Nss1,(MCS0)_1TX	-2.28	-1.29
802.11ax HEW80_Nss1,(MCS0)_2TX	0.65	4.78
802.11ax HEW80_Nss1,(MCS0)_4TX	3.60	9.65
802.11ax HEW160_Nss1,(MCS0)_1TX	-4.91	-3.92
802.11ax HEW160_Nss1,(MCS0)_2TX	-2.08	2.05
802.11ax HEW160_Nss1,(MCS0)_4TX	1.02	7.07

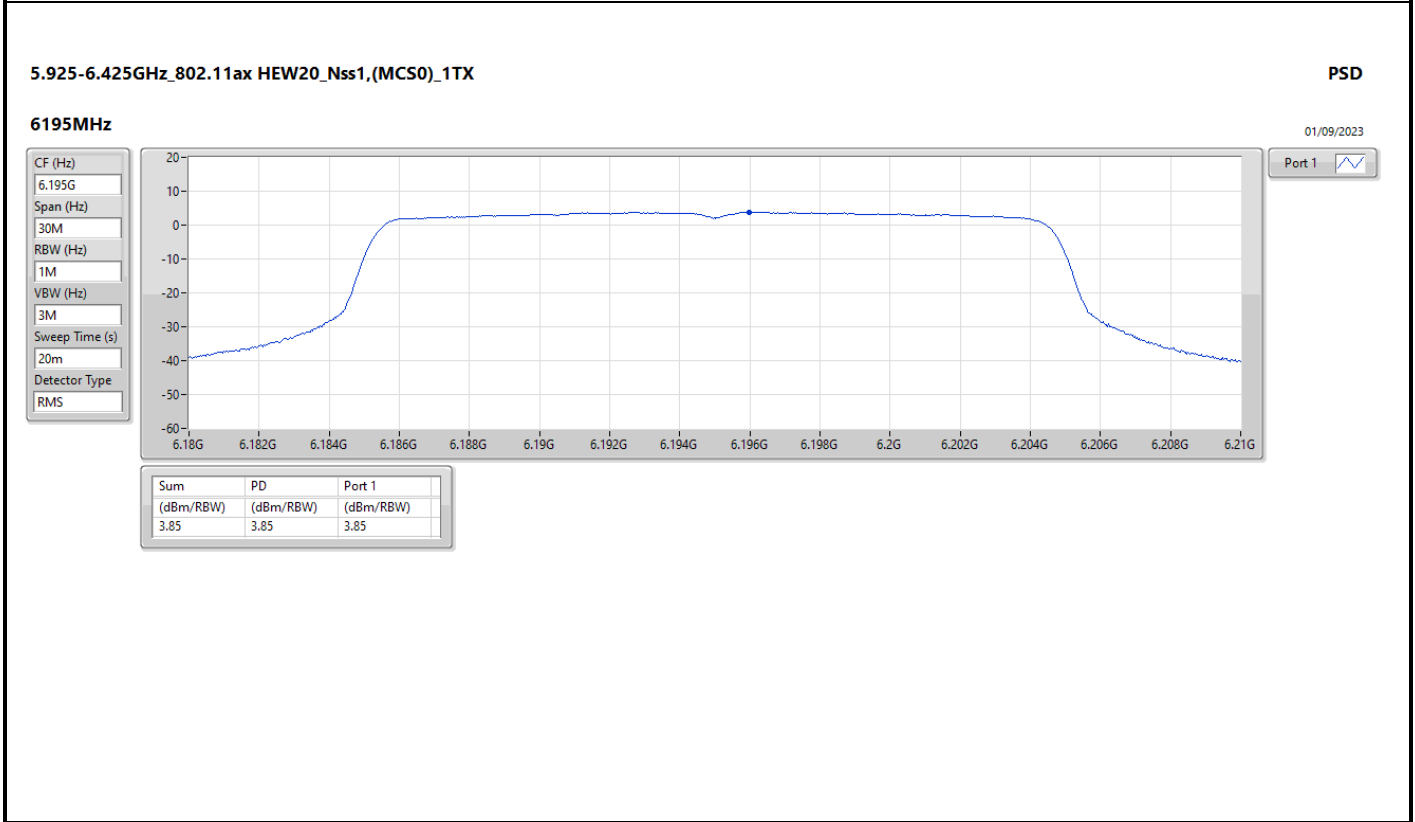
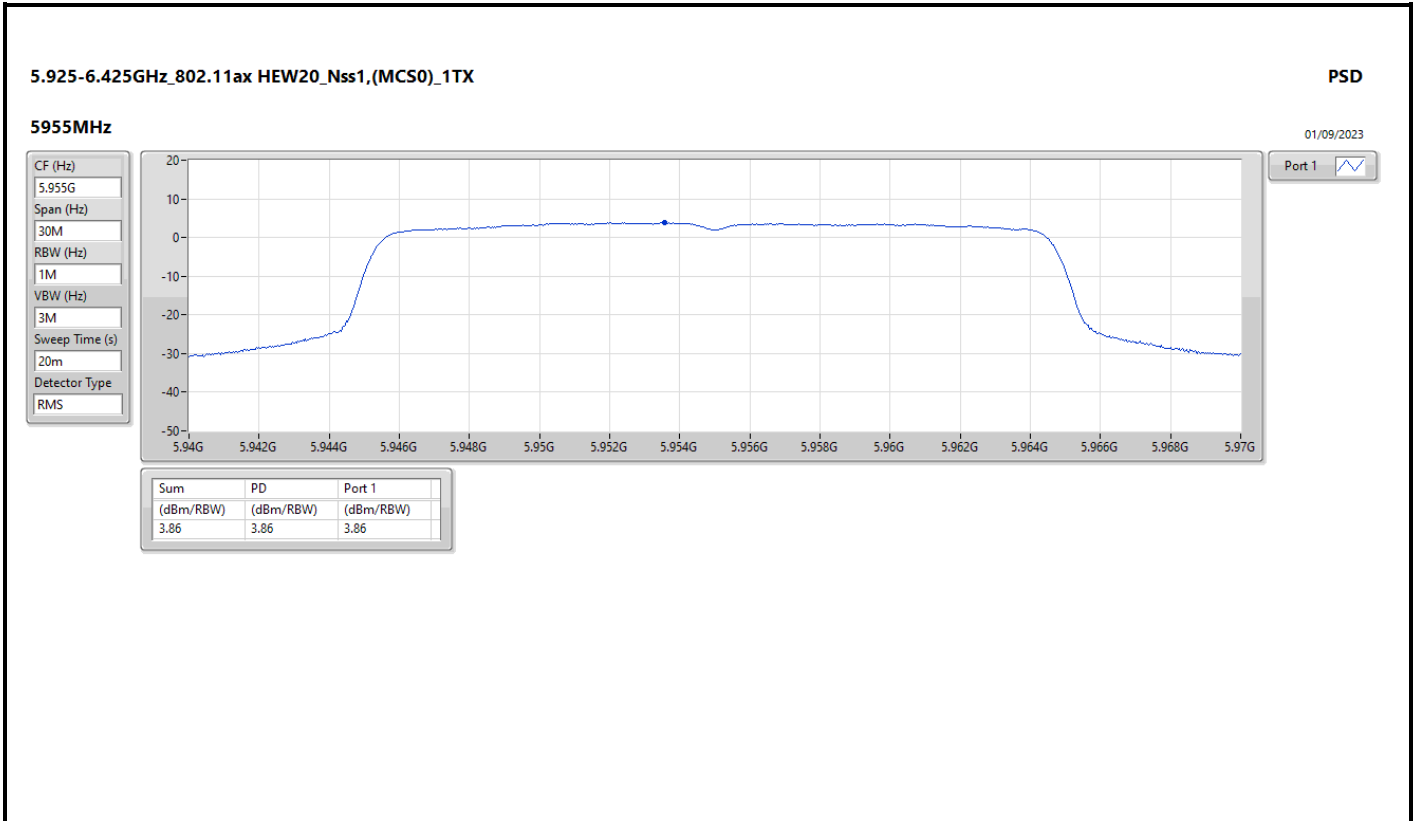
RBW = 500kHz for 5.725-5.85GHz band / 1MHz for other band;

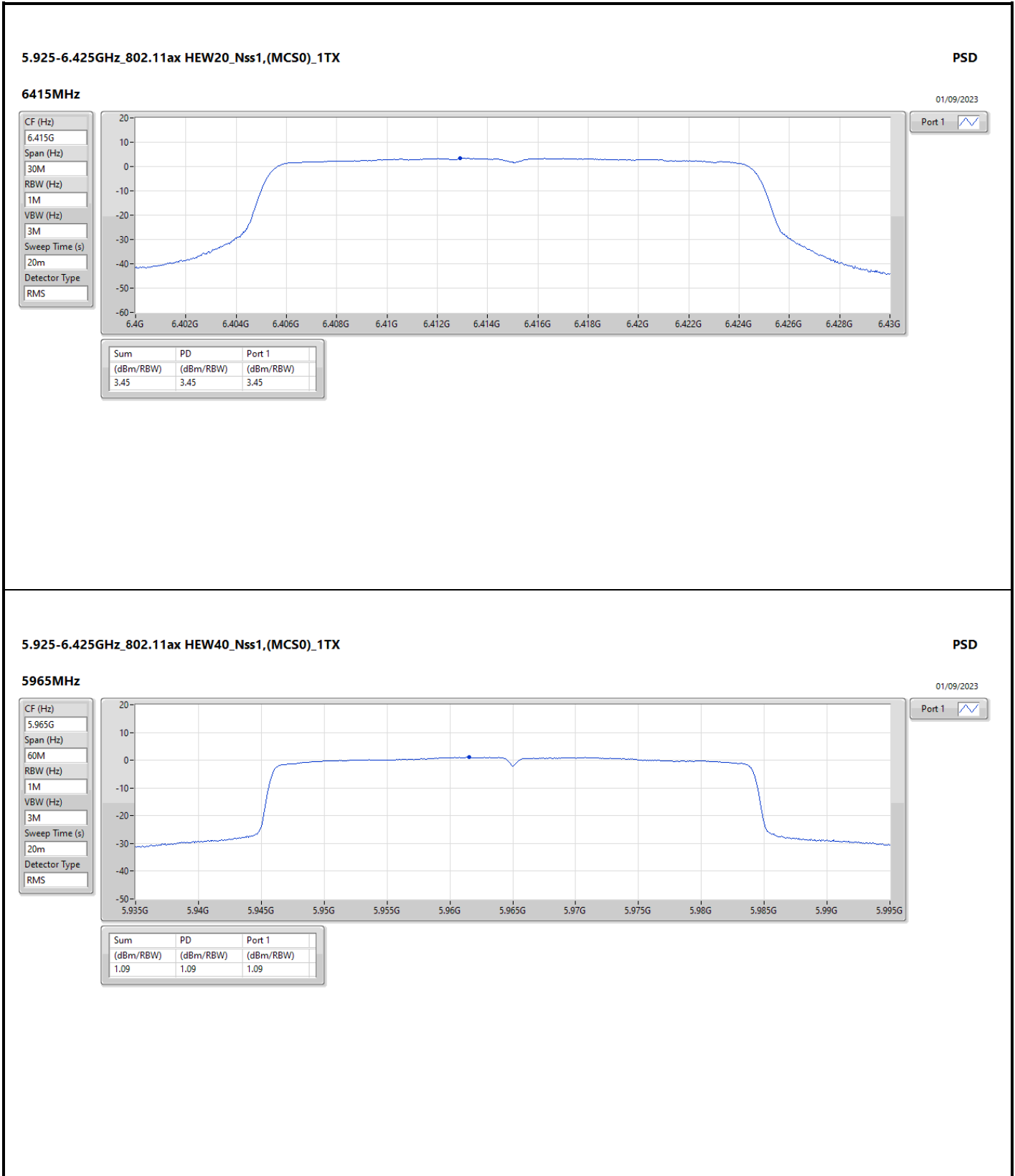
Result

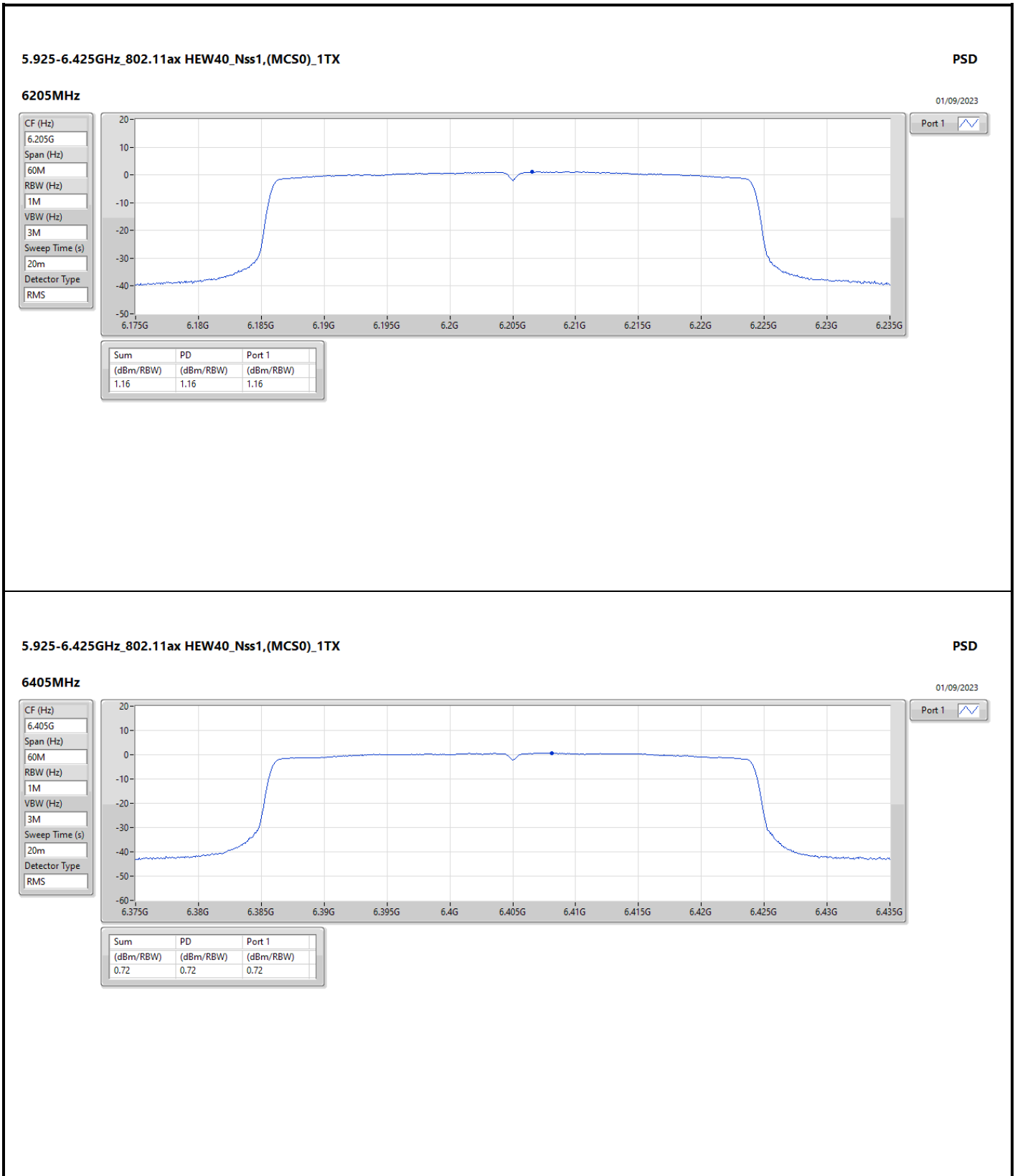
Mode	Result	DG (dBi)	Port 1 (dBm/RBW)	Port 2 (dBm/RBW)	Port 3 (dBm/RBW)	Port 4 (dBm/RBW)	PD (dBm/RBW)	EIRP PD (dBm/RBW)	EIRP PD Limit (dBm/RBW)
802.11ax HEW20_Nss1,(MCS0)_1TX	-	-	-	-	-	-	-	-	-
5955MHz	Pass	2.95	3.86				3.86	6.81	23.00
6195MHz	Pass	2.95	3.85				3.85	6.80	23.00
6415MHz	Pass	2.95	3.45				3.45	6.40	23.00
802.11ax HEW40_Nss1,(MCS0)_1TX	-	-	-	-	-	-	-	-	-
5965MHz	Pass	2.95	1.09				1.09	4.04	23.00
6205MHz	Pass	2.95	1.16				1.16	4.11	23.00
6405MHz	Pass	2.95	0.72				0.72	3.67	23.00
802.11ax HEW80_Nss1,(MCS0)_1TX	-	-	-	-	-	-	-	-	-
5985MHz	Pass	2.95	-2.12				-2.12	0.83	23.00
6225MHz	Pass	2.95	-1.88				-1.88	1.07	23.00
6385MHz	Pass	2.95	-2.22				-2.22	0.73	23.00
802.11ax HEW160_Nss1,(MCS0)_1TX	-	-	-	-	-	-	-	-	-
6025MHz	Pass	2.95	-4.81				-4.81	-1.86	23.00
6185MHz	Pass	2.95	-4.04				-4.04	-1.09	23.00
6345MHz	Pass	2.95	-4.71				-4.71	-1.76	23.00
802.11ax HEW20_Nss1,(MCS0)_1TX	-	-	-	-	-	-	-	-	-
6535MHz	Pass	0.99	3.19				3.19	4.18	23.00
6695MHz	Pass	0.99	3.28				3.28	4.27	23.00
6855MHz	Pass	0.99	2.94				2.94	3.93	23.00
802.11ax HEW40_Nss1,(MCS0)_1TX	-	-	-	-	-	-	-	-	-
6565MHz	Pass	0.99	0.70				0.70	1.69	23.00
6685MHz	Pass	0.99	0.55				0.55	1.54	23.00
6845MHz	Pass	0.99	0.36				0.36	1.35	23.00
802.11ax HEW80_Nss1,(MCS0)_1TX	-	-	-	-	-	-	-	-	-
6625MHz	Pass	0.99	-2.28				-2.28	-1.29	23.00
6705MHz	Pass	0.99	-2.29				-2.29	-1.30	23.00
6785MHz	Pass	0.99	-2.32				-2.32	-1.33	23.00
802.11ax HEW160_Nss1,(MCS0)_1TX	-	-	-	-	-	-	-	-	-
6665MHz	Pass	0.99	-4.91				-4.91	-3.92	23.00
802.11ax HEW20_Nss1,(MCS0)_2TX	-	-	-	-	-	-	-	-	-
5955MHz	Pass	5.38	3.67	3.94			6.70	12.08	23.00
6195MHz	Pass	5.38	3.81	3.88			6.74	12.12	23.00
6415MHz	Pass	5.38	3.44	3.84			6.55	11.93	23.00
802.11ax HEW40_Nss1,(MCS0)_2TX	-	-	-	-	-	-	-	-	-
5965MHz	Pass	5.38	0.65	0.95			3.81	9.19	23.00
6205MHz	Pass	5.38	1.07	1.23			4.08	9.46	23.00
6405MHz	Pass	5.38	0.69	1.52			4.01	9.39	23.00
802.11ax HEW80_Nss1,(MCS0)_2TX	-	-	-	-	-	-	-	-	-
5985MHz	Pass	5.38	-3.12	-3.03			-0.10	5.28	23.00
6225MHz	Pass	5.38	-2.00	-1.87			0.94	6.32	23.00
6385MHz	Pass	5.38	-2.28	-1.62			1.03	6.41	23.00
802.11ax HEW160_Nss1,(MCS0)_2TX	-	-	-	-	-	-	-	-	-
6025MHz	Pass	5.38	-4.87	-5.19			-2.13	3.25	23.00
6185MHz	Pass	5.38	-4.14	-4.48			-1.36	4.02	23.00
6345MHz	Pass	5.38	-4.78	-4.16			-1.58	3.80	23.00
802.11ax HEW20_Nss1,(MCS0)_2TX	-	-	-	-	-	-	-	-	-
6535MHz	Pass	4.13	3.18	3.63			6.25	10.38	23.00
6695MHz	Pass	4.13	3.14	3.76			6.31	10.44	23.00
6855MHz	Pass	4.13	2.96	3.04			5.86	9.99	23.00
802.11ax HEW40_Nss1,(MCS0)_2TX	-	-	-	-	-	-	-	-	-
6565MHz	Pass	4.13	0.68	1.07			3.81	7.94	23.00
6685MHz	Pass	4.13	0.63	0.86			3.71	7.84	23.00

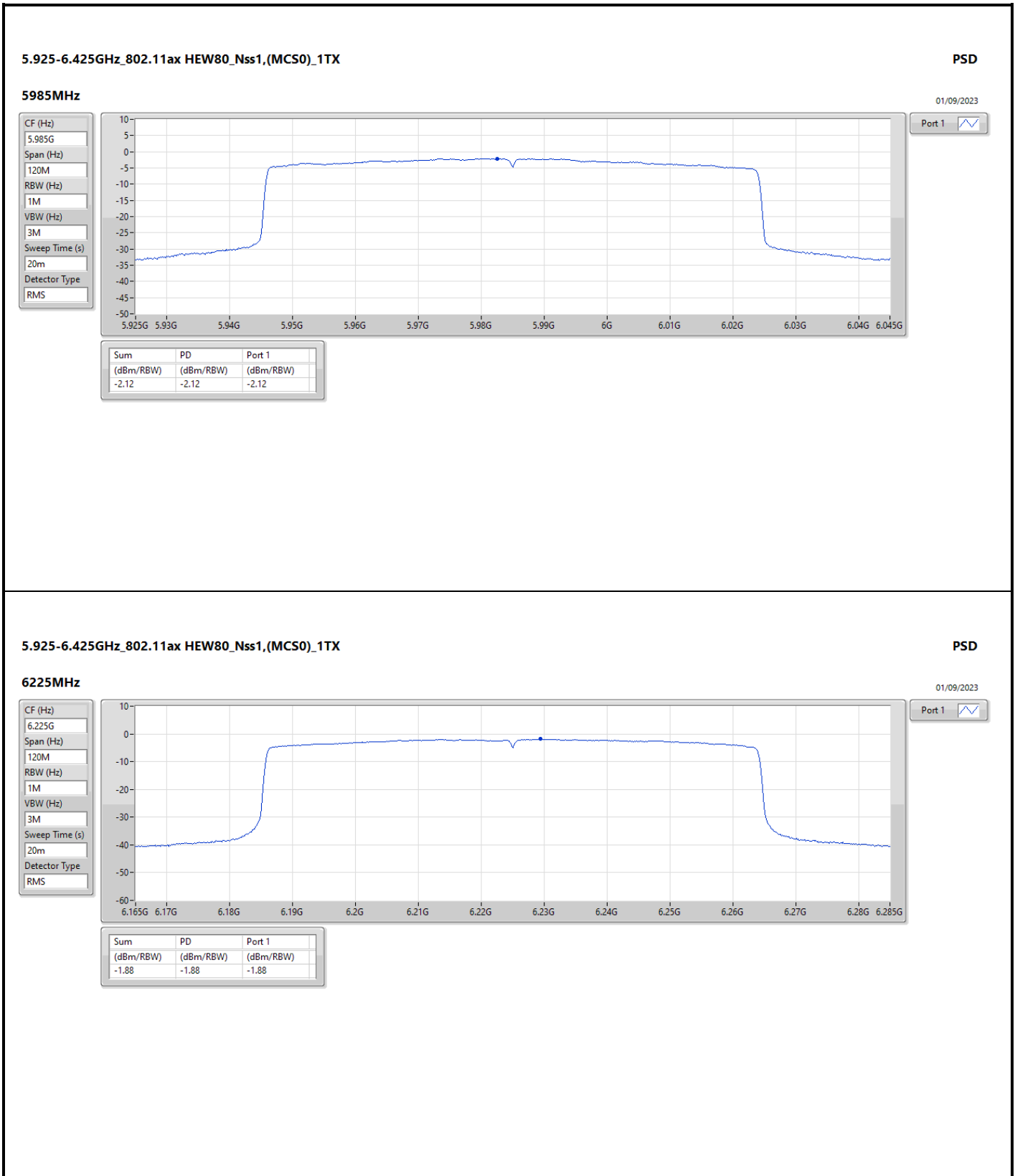
Mode	Result	DG (dBi)	Port 1 (dBm/RBW)	Port 2 (dBm/RBW)	Port 3 (dBm/RBW)	Port 4 (dBm/RBW)	PD (dBm/RBW)	EIRP PD (dBm/RBW)	EIRP PD Limit (dBm/RBW)
6845MHz	Pass	4.13	0.12	0.53			3.29	7.42	23.00
802.11ax HEW80_Nss1,(MCSO)_2TX	-	-	-	-	-	-	-	-	-
6625MHz	Pass	4.13	-2.48	-2.12			0.65	4.78	23.00
6705MHz	Pass	4.13	-2.54	-2.12			0.61	4.74	23.00
6785MHz	Pass	4.13	-2.34	-2.30			0.60	4.73	23.00
802.11ax HEW160_Nss1,(MCSO)_2TX	-	-	-	-	-	-	-	-	-
6665MHz	Pass	4.13	-5.32	-4.79			-2.08	2.05	23.00
802.11ax HEW20_Nss1,(MCSO)_4TX	-	-	-	-	-	-	-	-	-
5955MHz	Pass	7.45	3.61	4.16	4.01	4.00	9.74	17.19	23.00
6195MHz	Pass	7.45	3.67	3.59	3.83	3.74	9.54	16.99	23.00
6415MHz	Pass	7.45	3.25	4.13	4.33	3.93	9.75	17.20	23.00
802.11ax HEW40_Nss1,(MCSO)_4TX	-	-	-	-	-	-	-	-	-
5965MHz	Pass	7.45	-0.39	-0.08	-0.16	0.05	5.73	13.18	23.00
6205MHz	Pass	7.45	1.07	1.27	1.26	1.24	7.10	14.55	23.00
6405MHz	Pass	7.45	0.62	1.57	1.59	1.53	7.21	14.66	23.00
802.11ax HEW80_Nss1,(MCSO)_4TX	-	-	-	-	-	-	-	-	-
5985MHz	Pass	7.45	-4.17	-4.19	-3.34	-3.75	2.09	9.54	23.00
6225MHz	Pass	7.45	-1.79	-1.93	-1.83	-1.85	3.97	11.42	23.00
6385MHz	Pass	7.45	-2.24	-1.45	-1.37	-1.44	4.18	11.63	23.00
802.11ax HEW160_Nss1,(MCSO)_4TX	-	-	-	-	-	-	-	-	-
6025MHz	Pass	7.45	-6.55	-6.76	-5.32	-5.95	-0.26	7.19	23.00
6185MHz	Pass	7.45	-4.16	-4.27	-4.19	-4.19	1.64	9.09	23.00
6345MHz	Pass	7.45	-4.73	-3.97	-4.23	-4.25	1.52	8.97	23.00
802.11ax HEW20_Nss1,(MCSO)_4TX	-	-	-	-	-	-	-	-	-
6535MHz	Pass	6.05	3.20	3.66	4.05	3.76	9.44	15.49	23.00
6695MHz	Pass	6.05	3.11	3.34	3.56	3.43	9.28	15.33	23.00
6855MHz	Pass	6.05	2.83	3.08	3.18	3.00	8.77	14.82	23.00
802.11ax HEW40_Nss1,(MCSO)_4TX	-	-	-	-	-	-	-	-	-
6565MHz	Pass	6.05	0.77	0.86	0.84	0.80	6.70	12.75	23.00
6685MHz	Pass	6.05	0.41	0.69	0.92	0.85	6.55	12.60	23.00
6845MHz	Pass	6.05	0.38	0.35	0.57	0.39	6.40	12.45	23.00
802.11ax HEW80_Nss1,(MCSO)_4TX	-	-	-	-	-	-	-	-	-
6625MHz	Pass	6.05	-2.53	-2.02	-2.07	-2.20	3.59	9.64	23.00
6705MHz	Pass	6.05	-2.34	-1.97	-2.10	-2.11	3.60	9.65	23.00
6785MHz	Pass	6.05	-2.35	-2.24	-2.40	-2.53	3.44	9.49	23.00
802.11ax HEW160_Nss1,(MCSO)_4TX	-	-	-	-	-	-	-	-	-
6665MHz	Pass	6.05	-5.06	-4.30	-4.84	-4.73	1.02	7.07	23.00

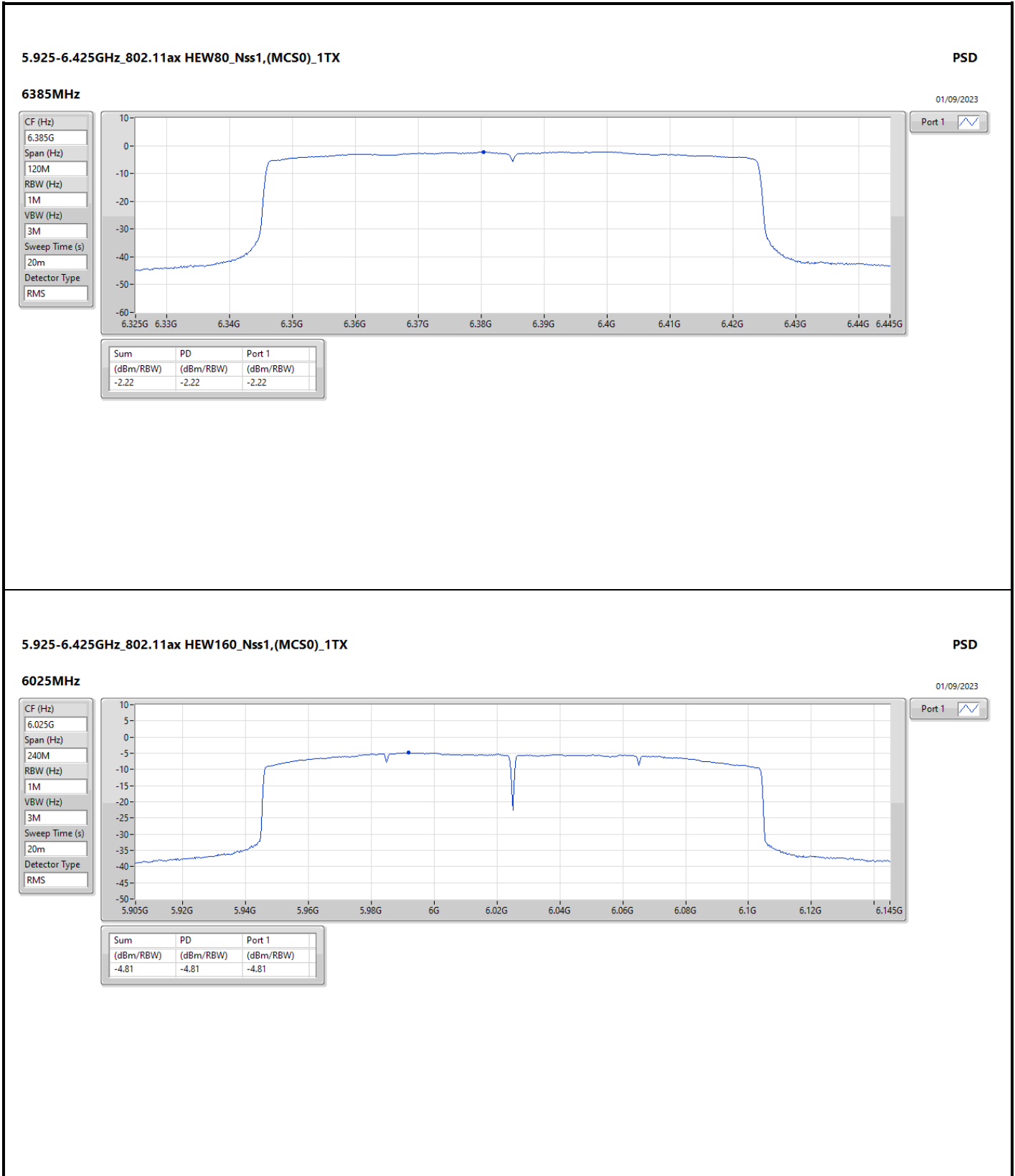
DG = Directional Gain; RBW = 500kHz for 5.725-5.85GHz band / 1MHz for other band;
 PD = trace bin-by-bin of each transmits port summing can be performed maximum power density; Port X = Port X Power Density;

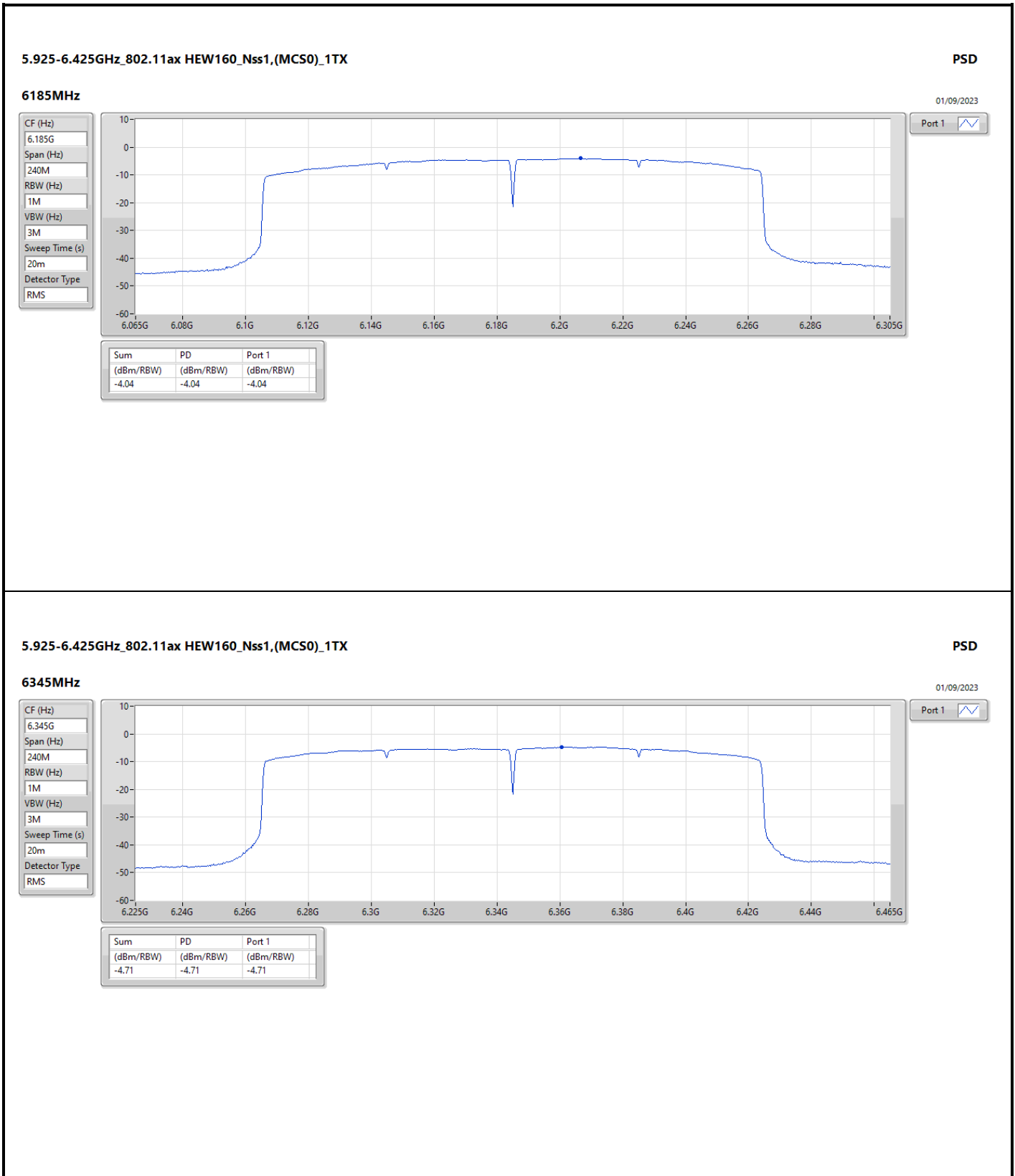


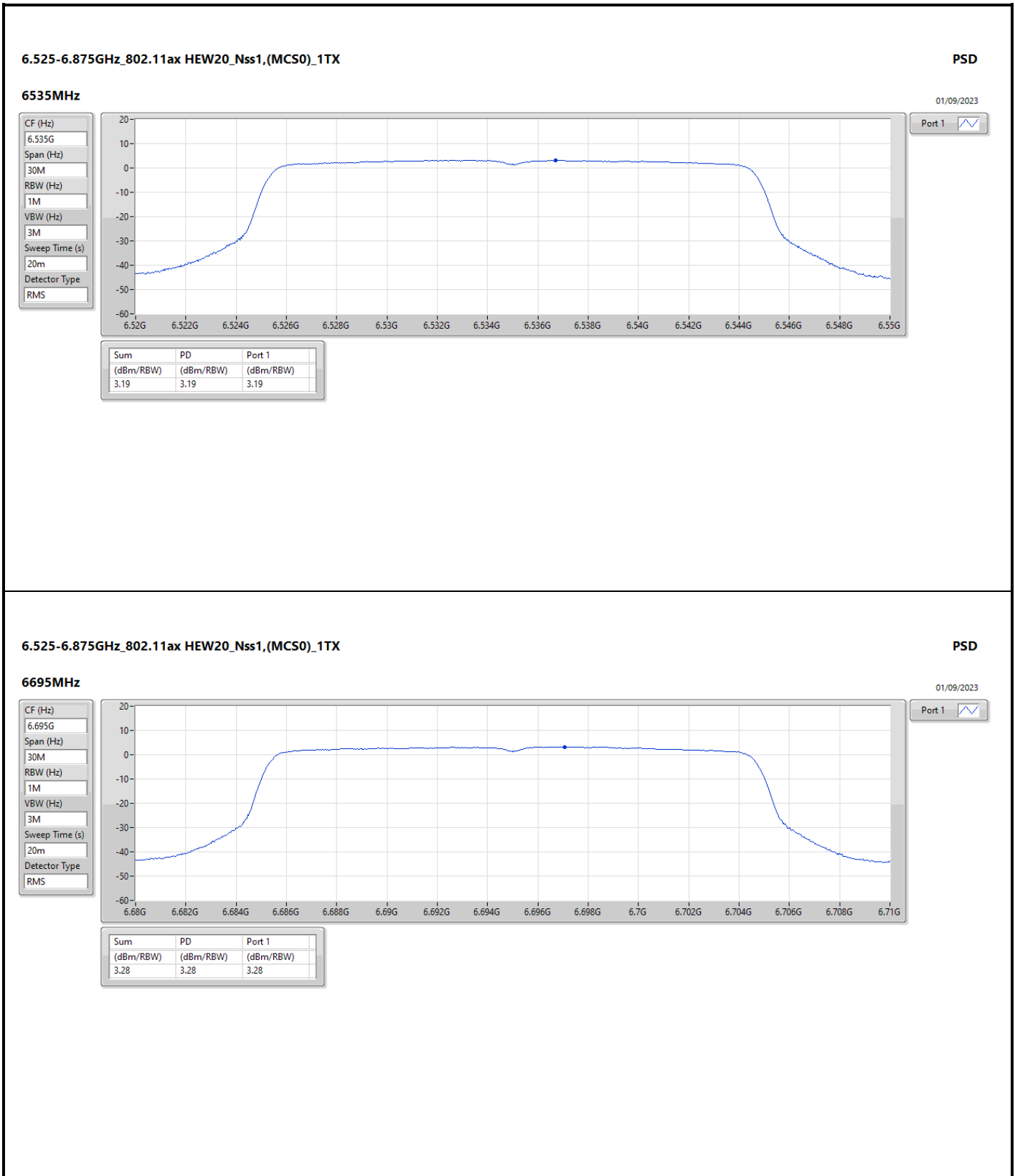


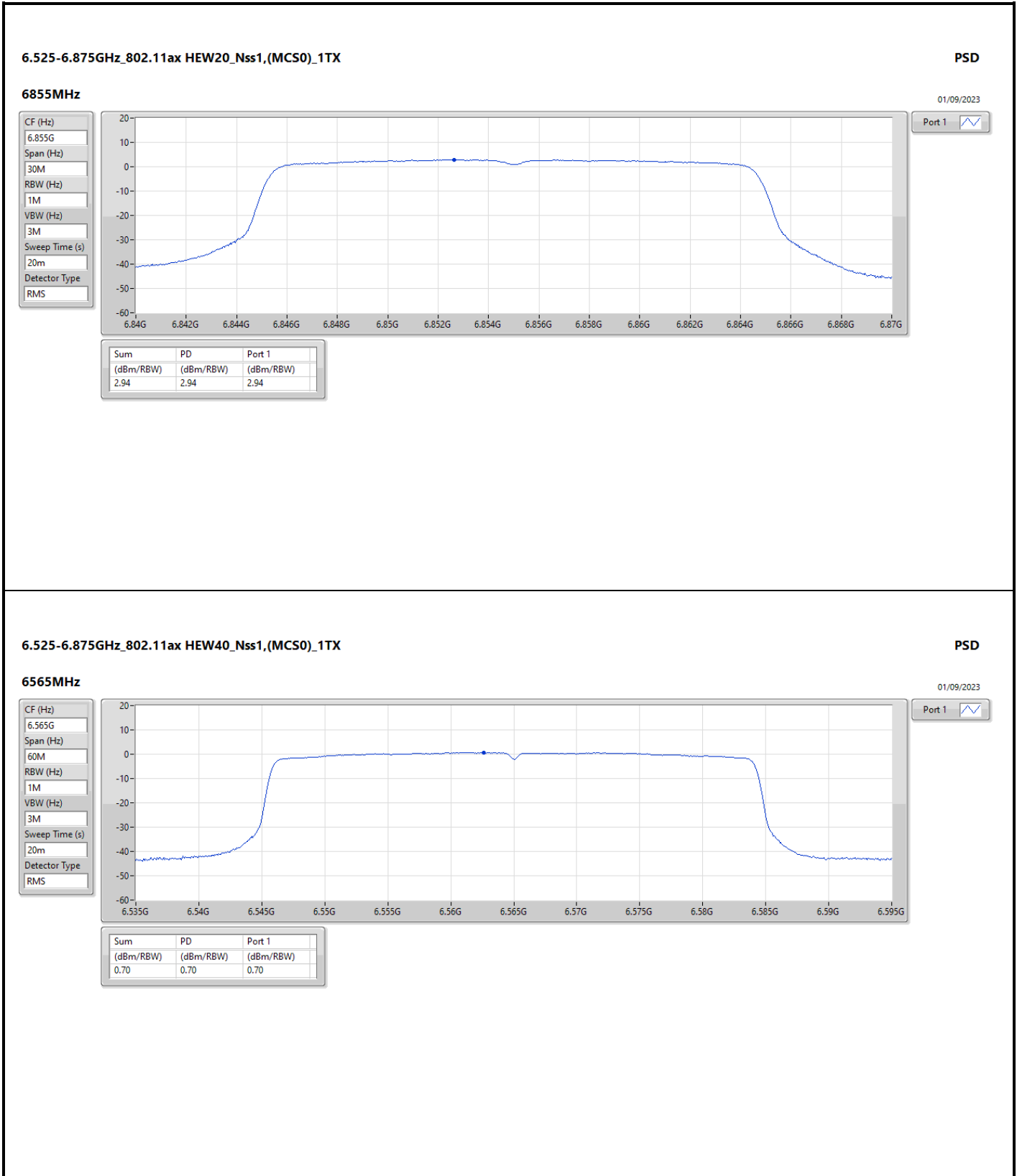


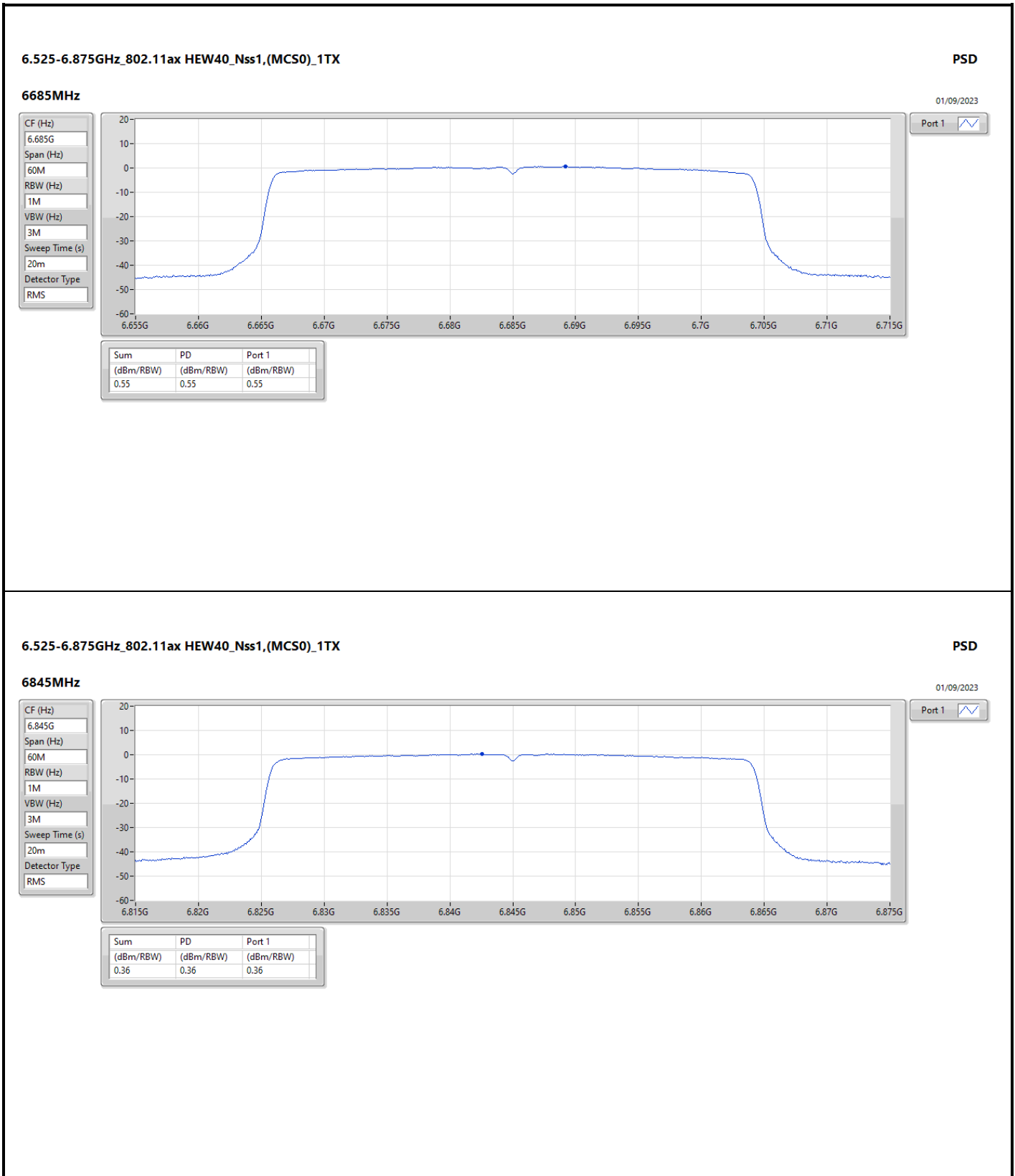


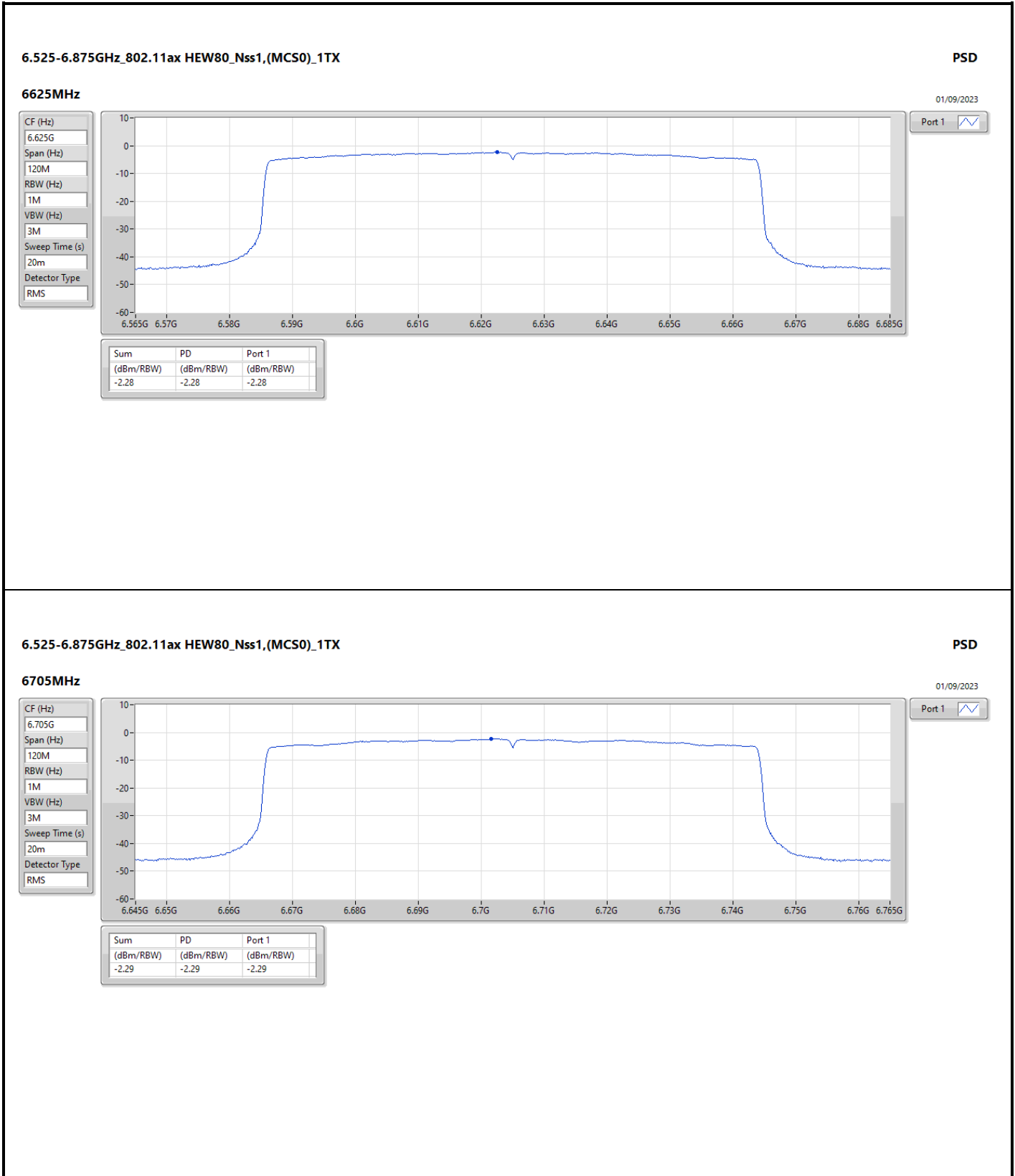


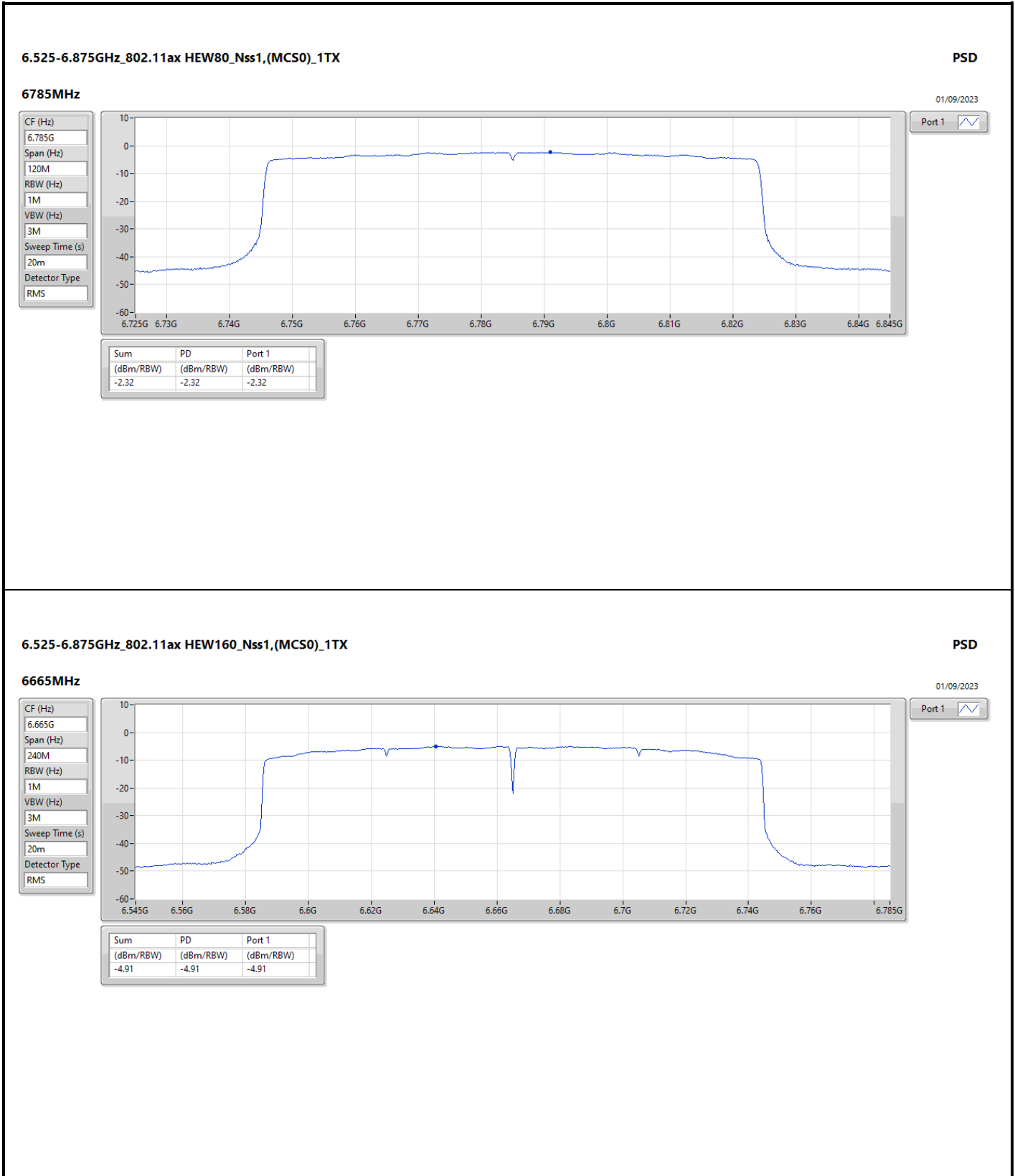


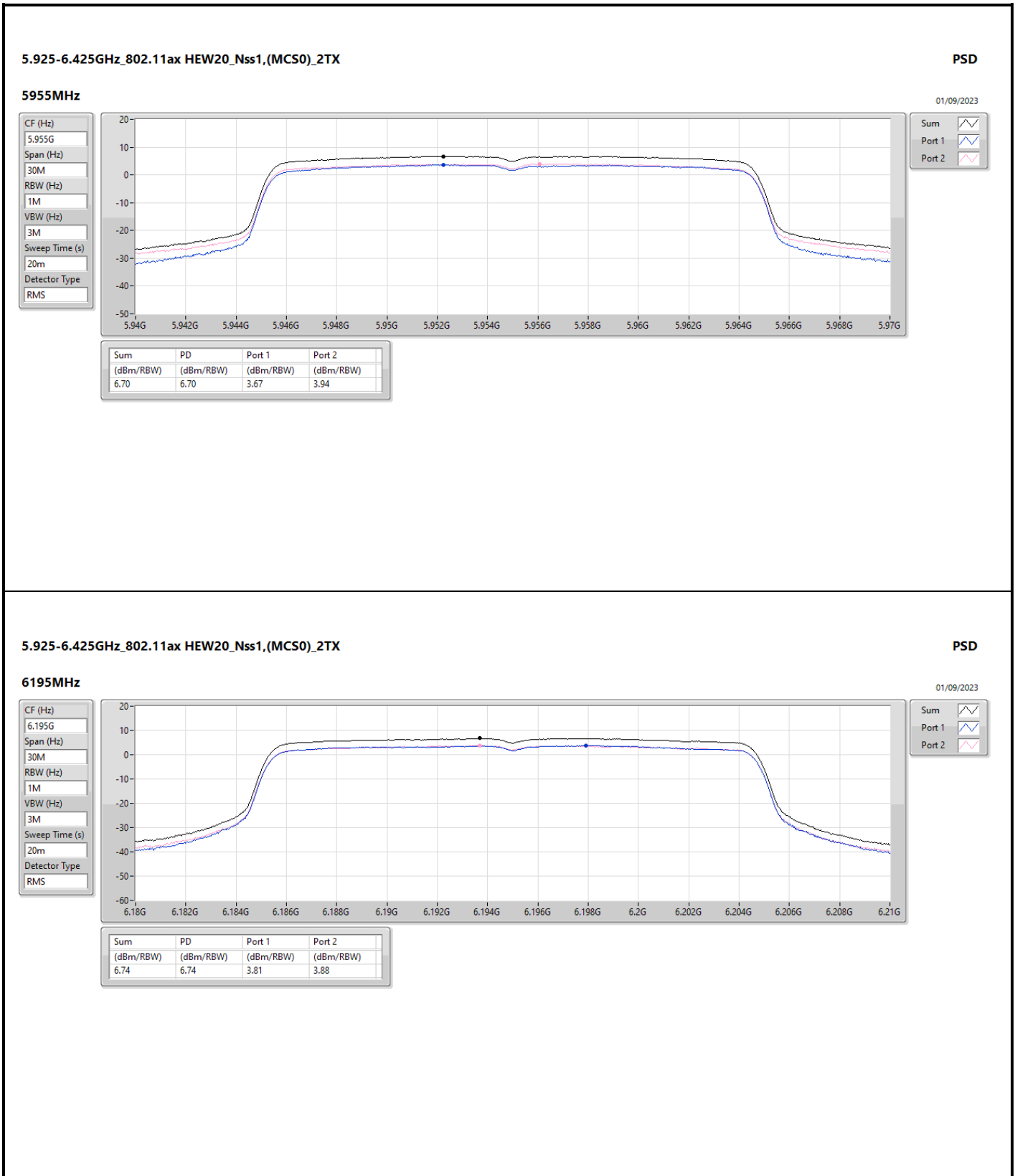


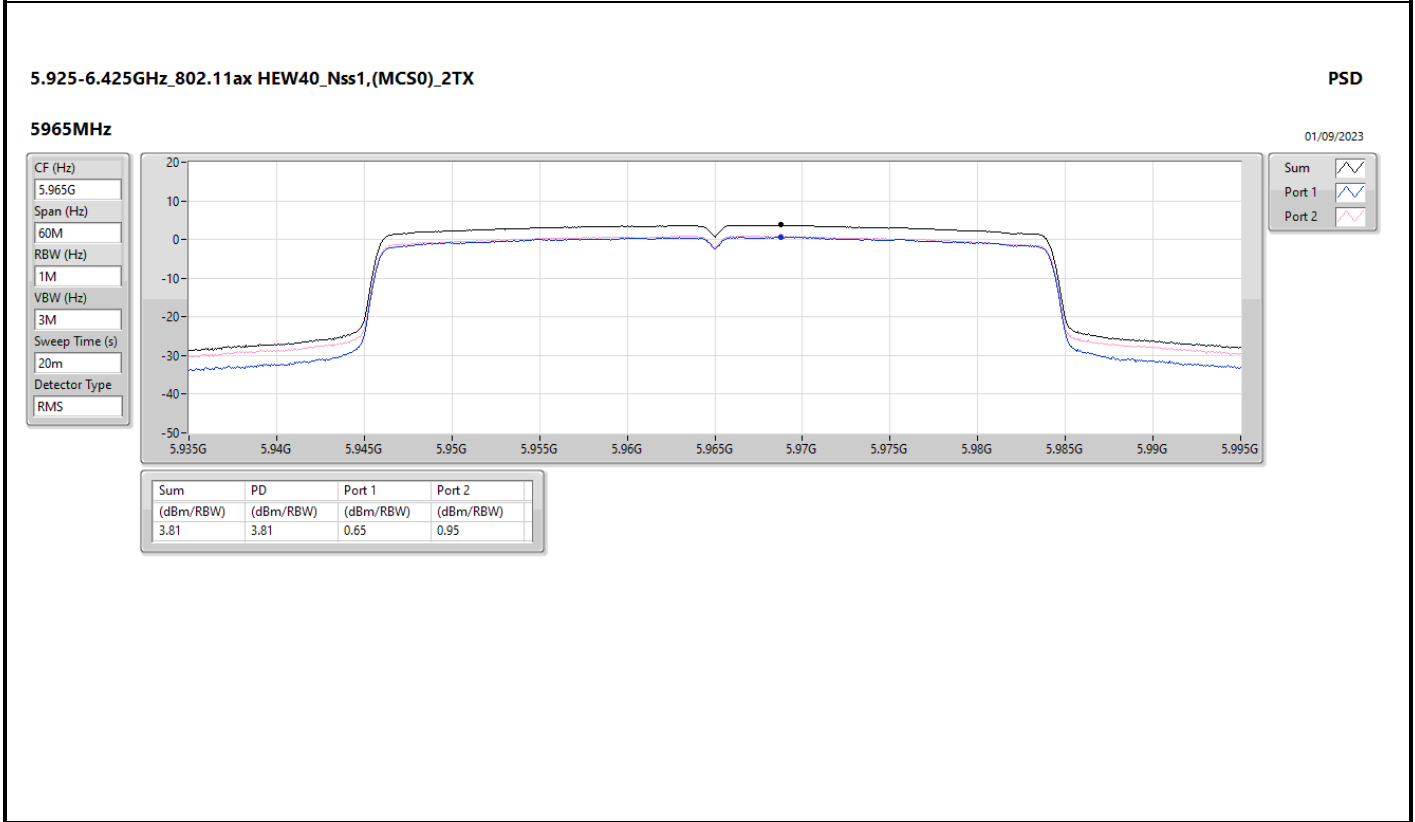
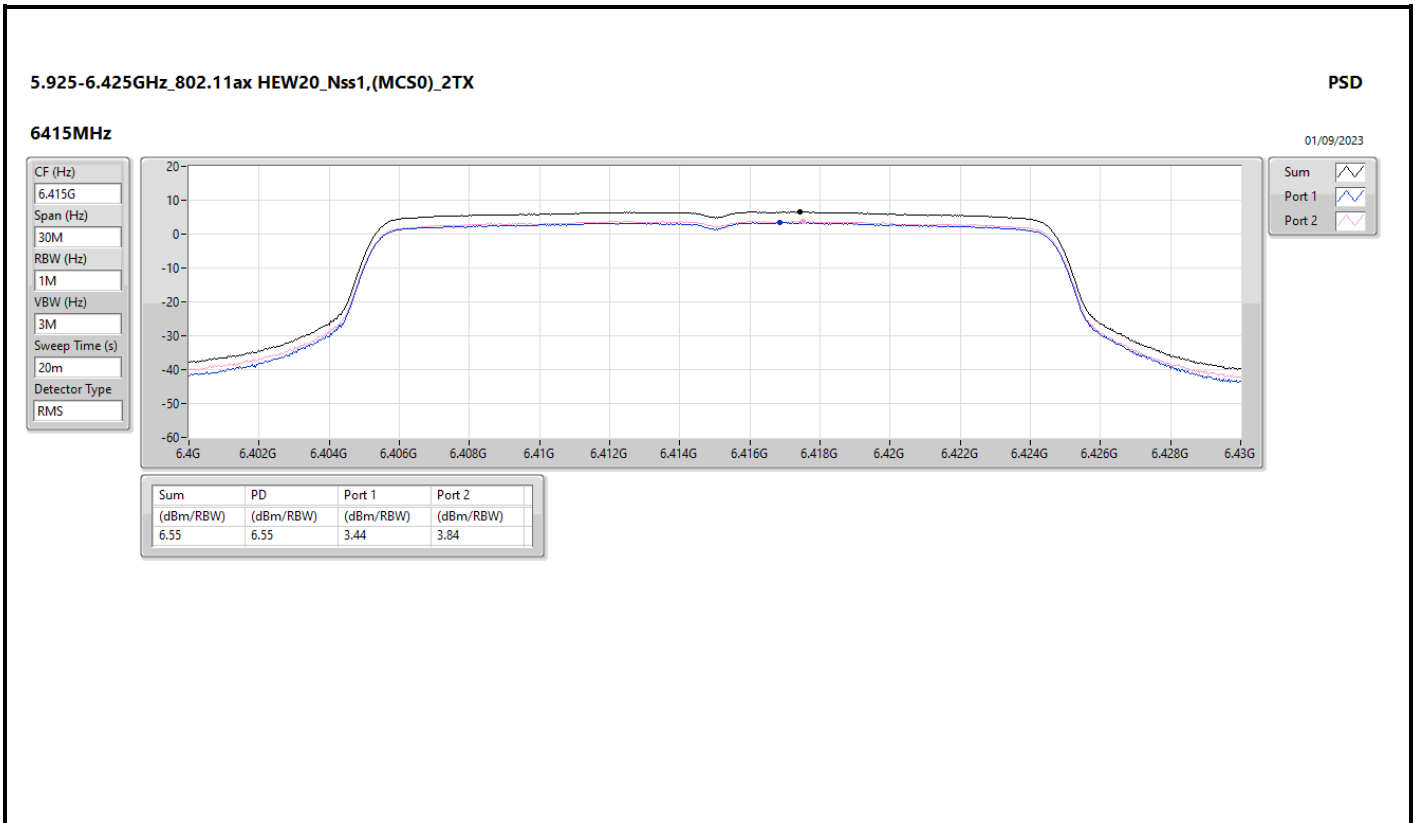








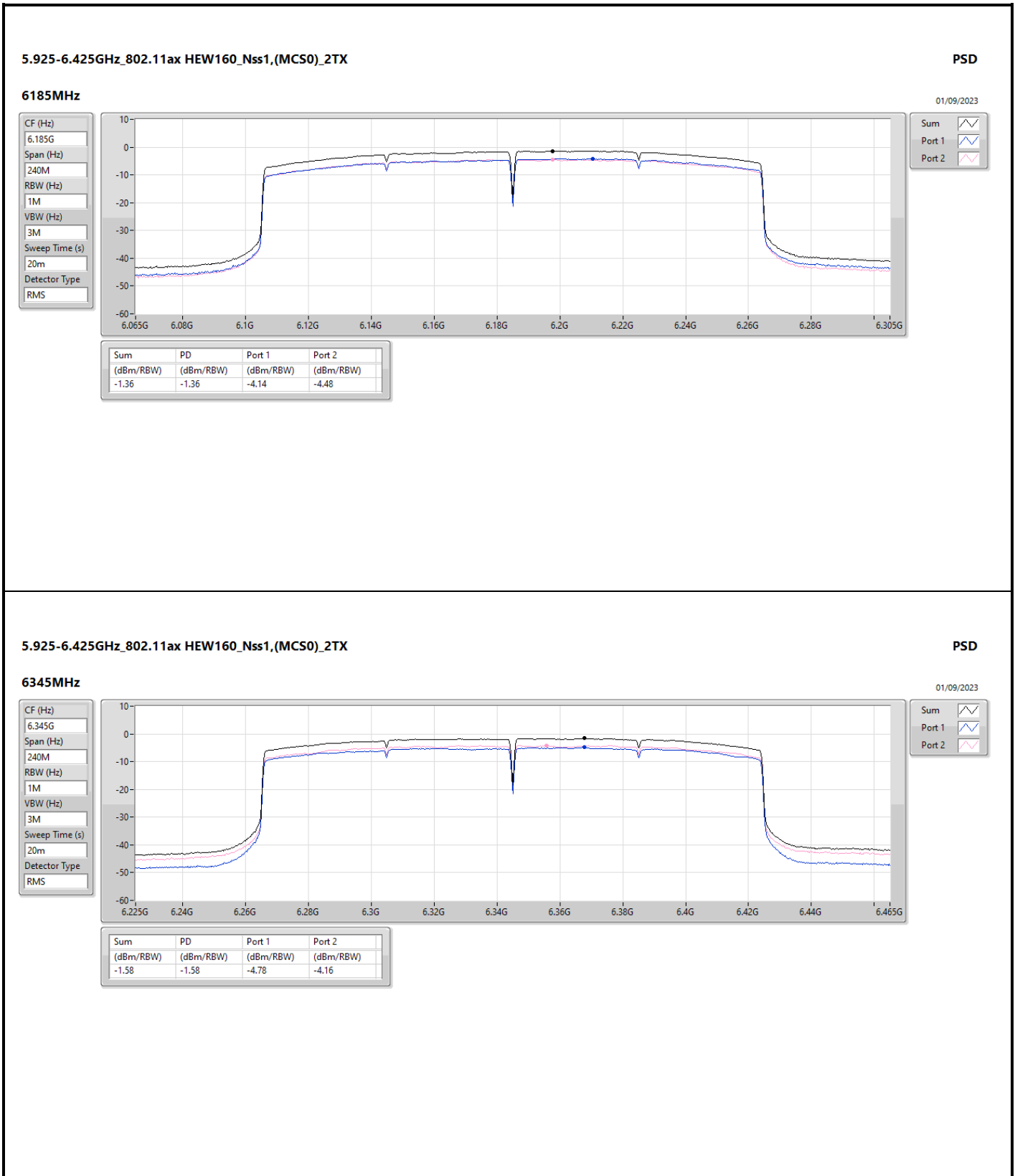


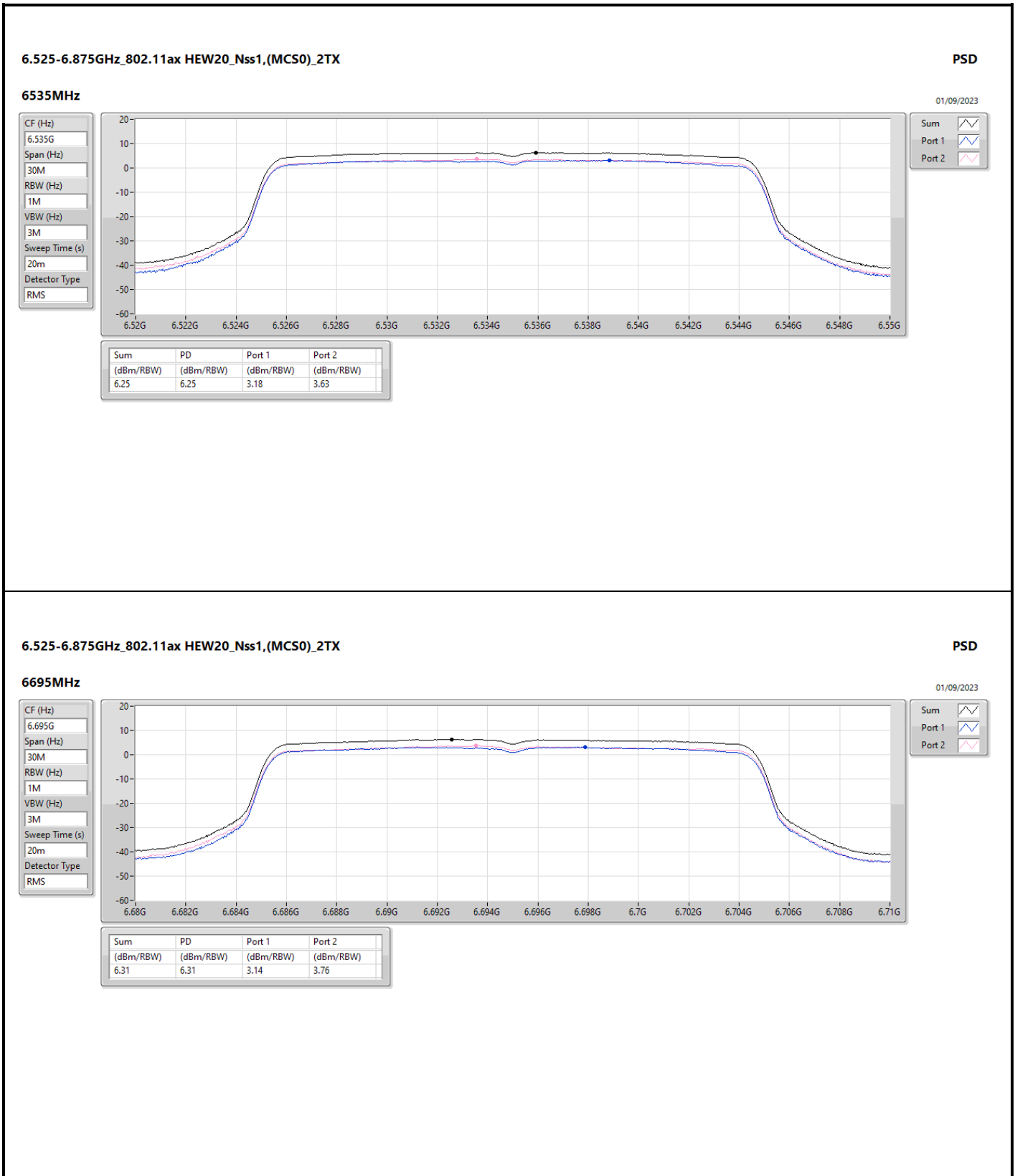


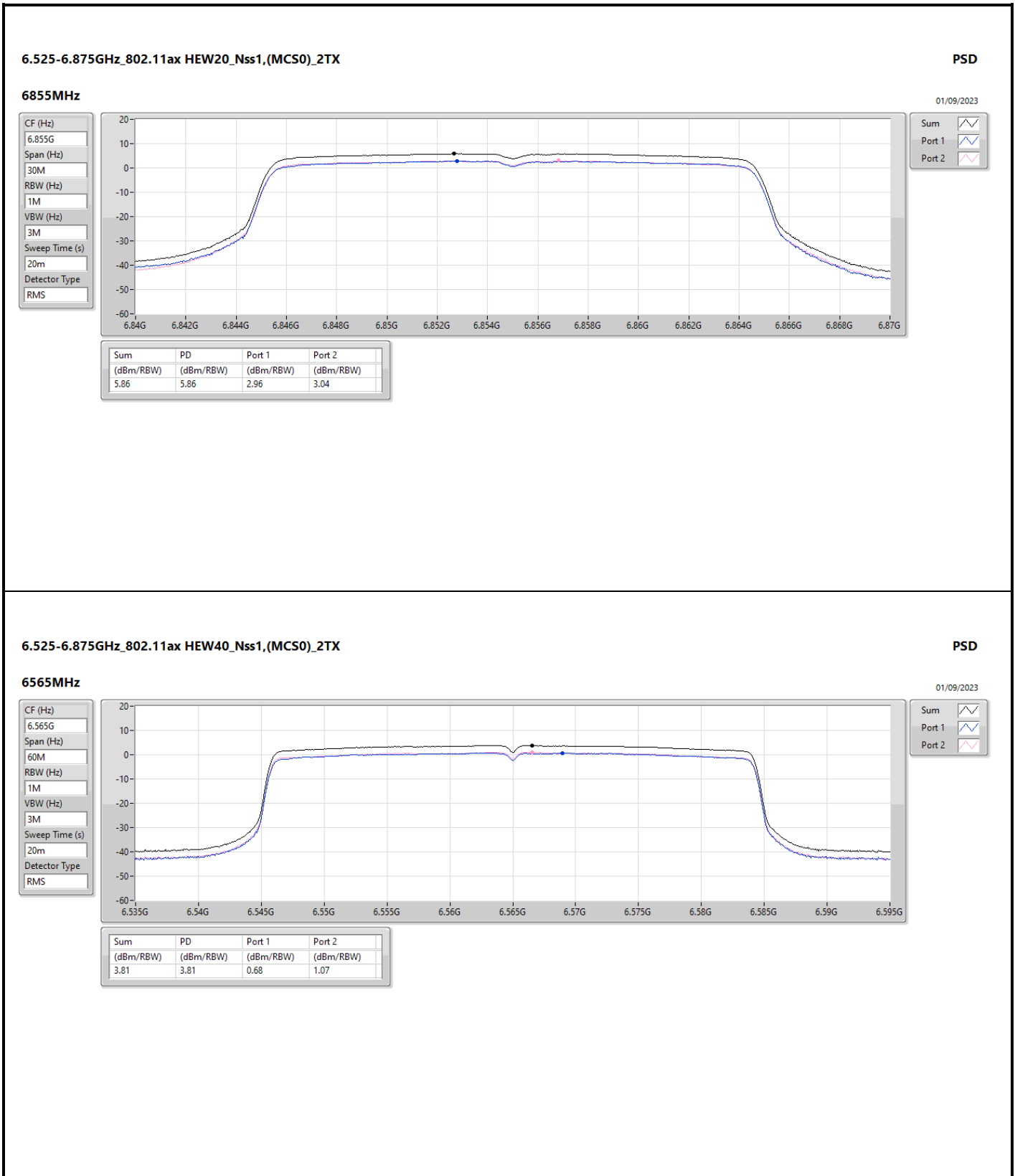








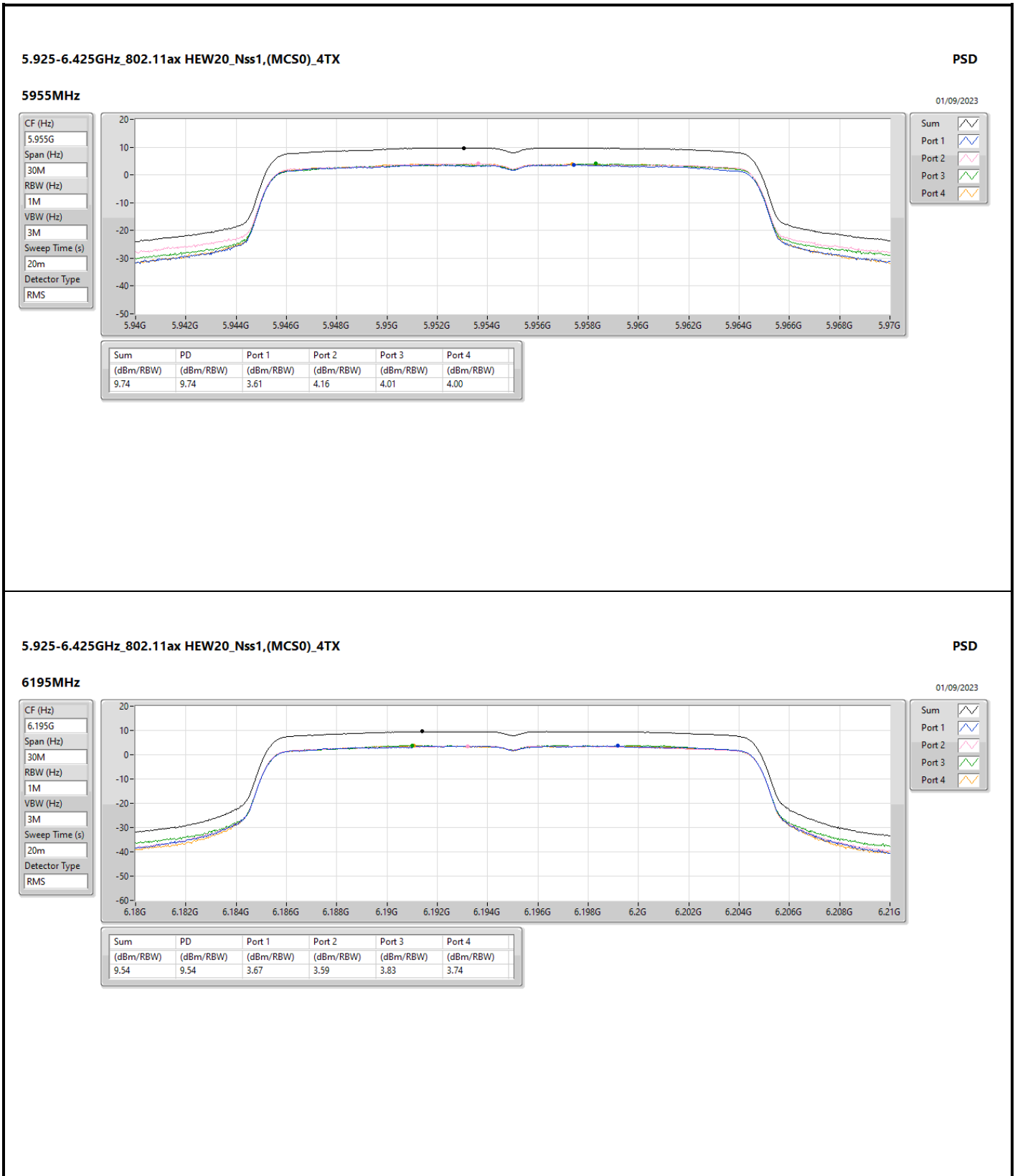


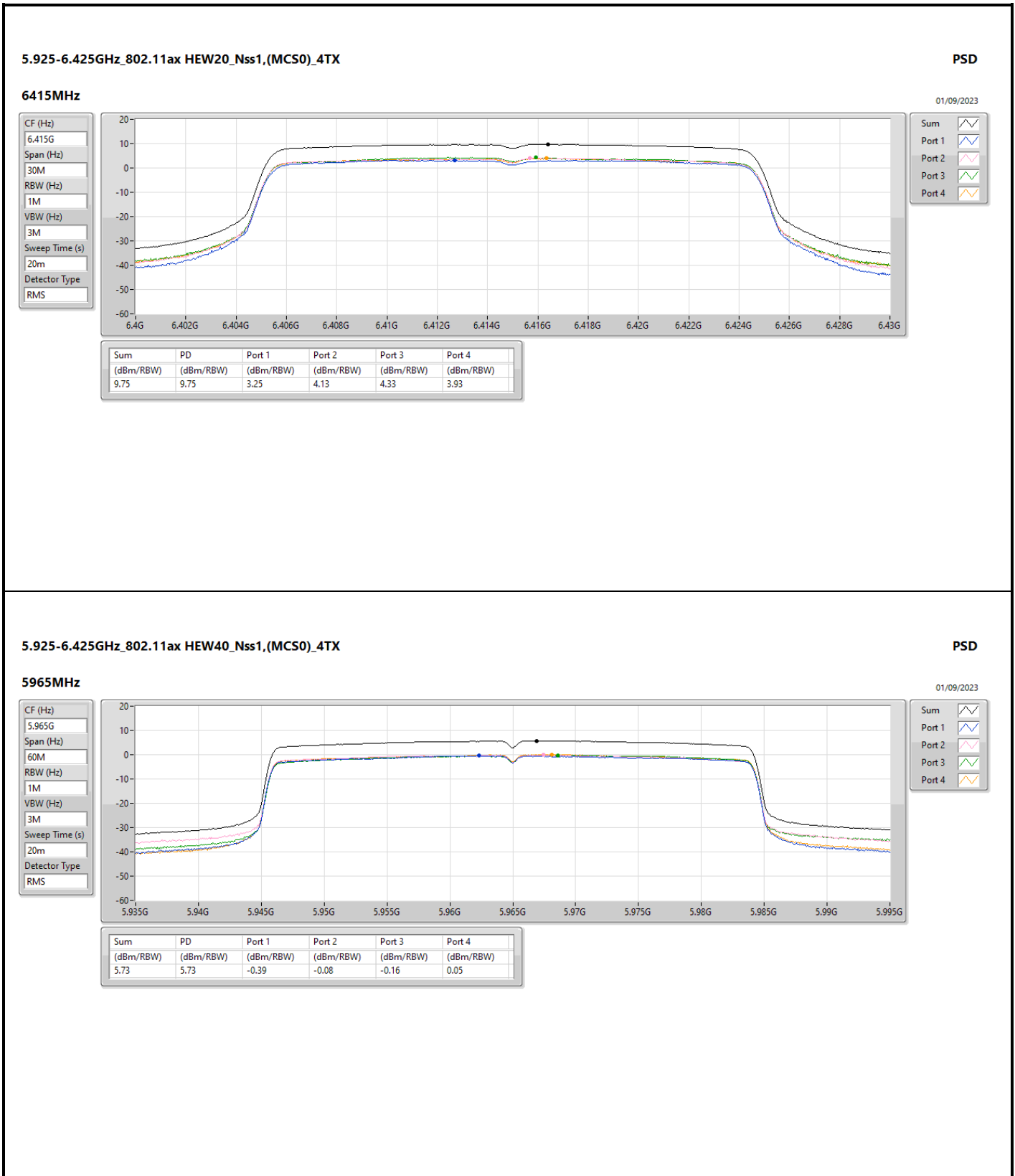


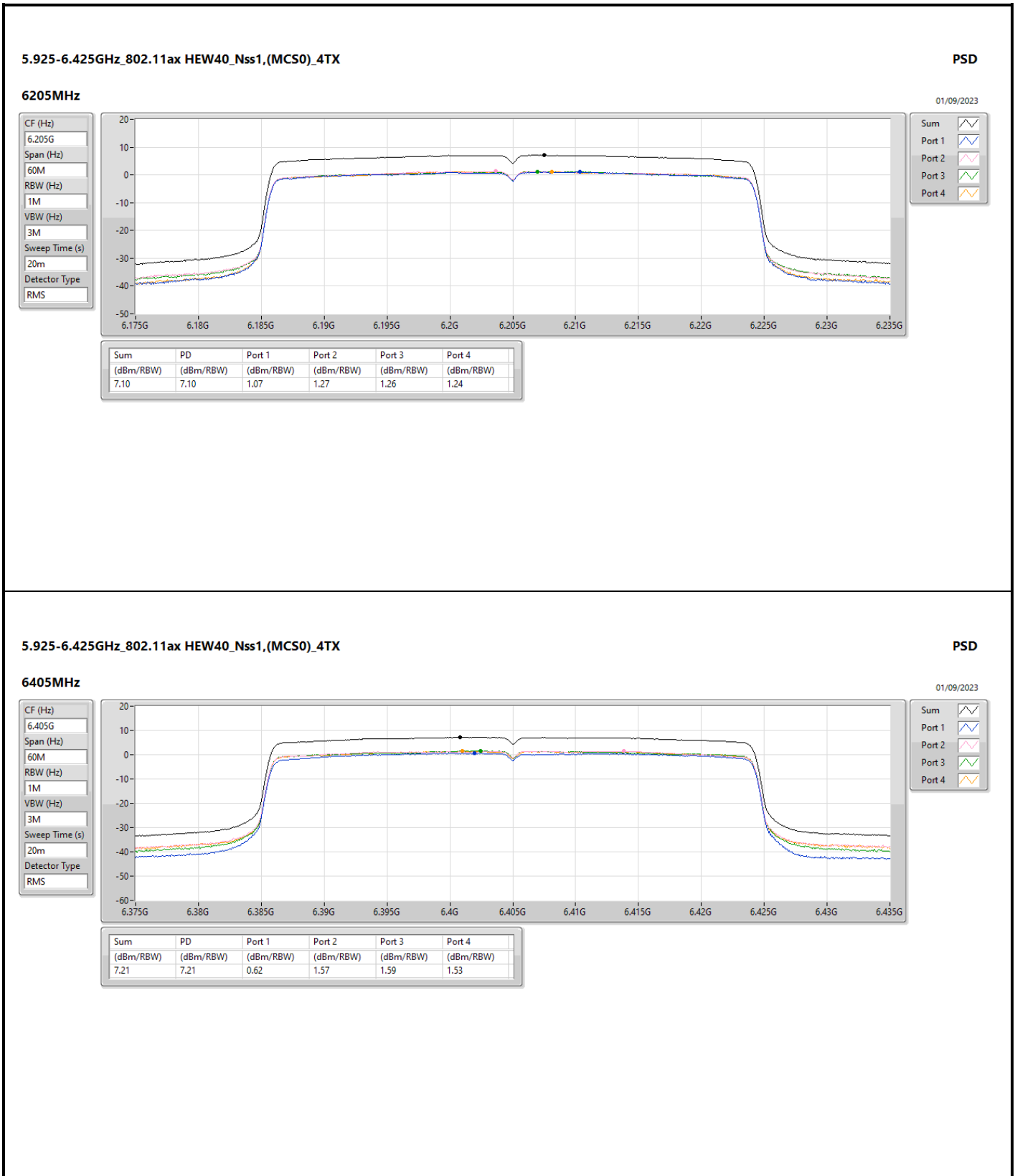


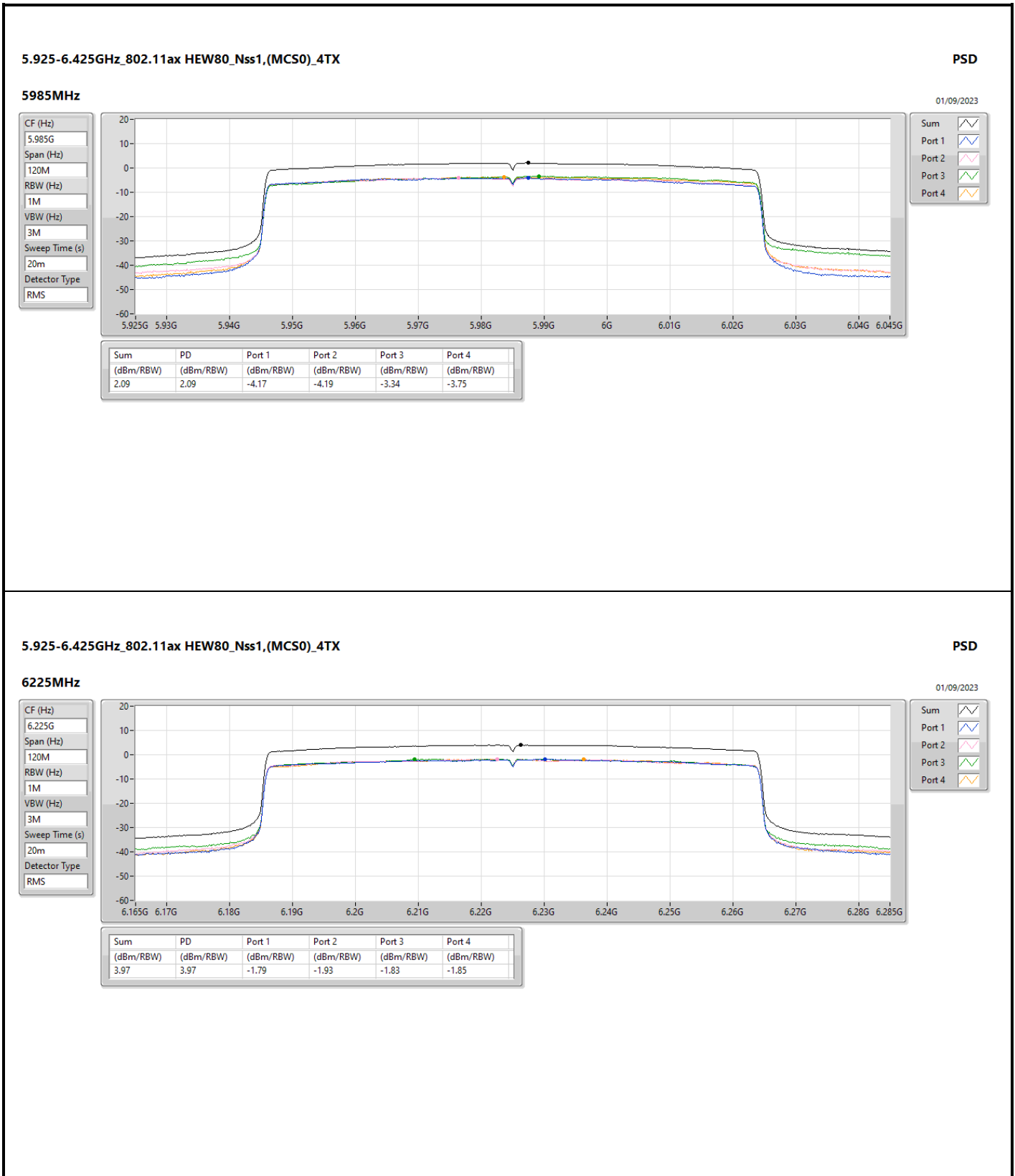


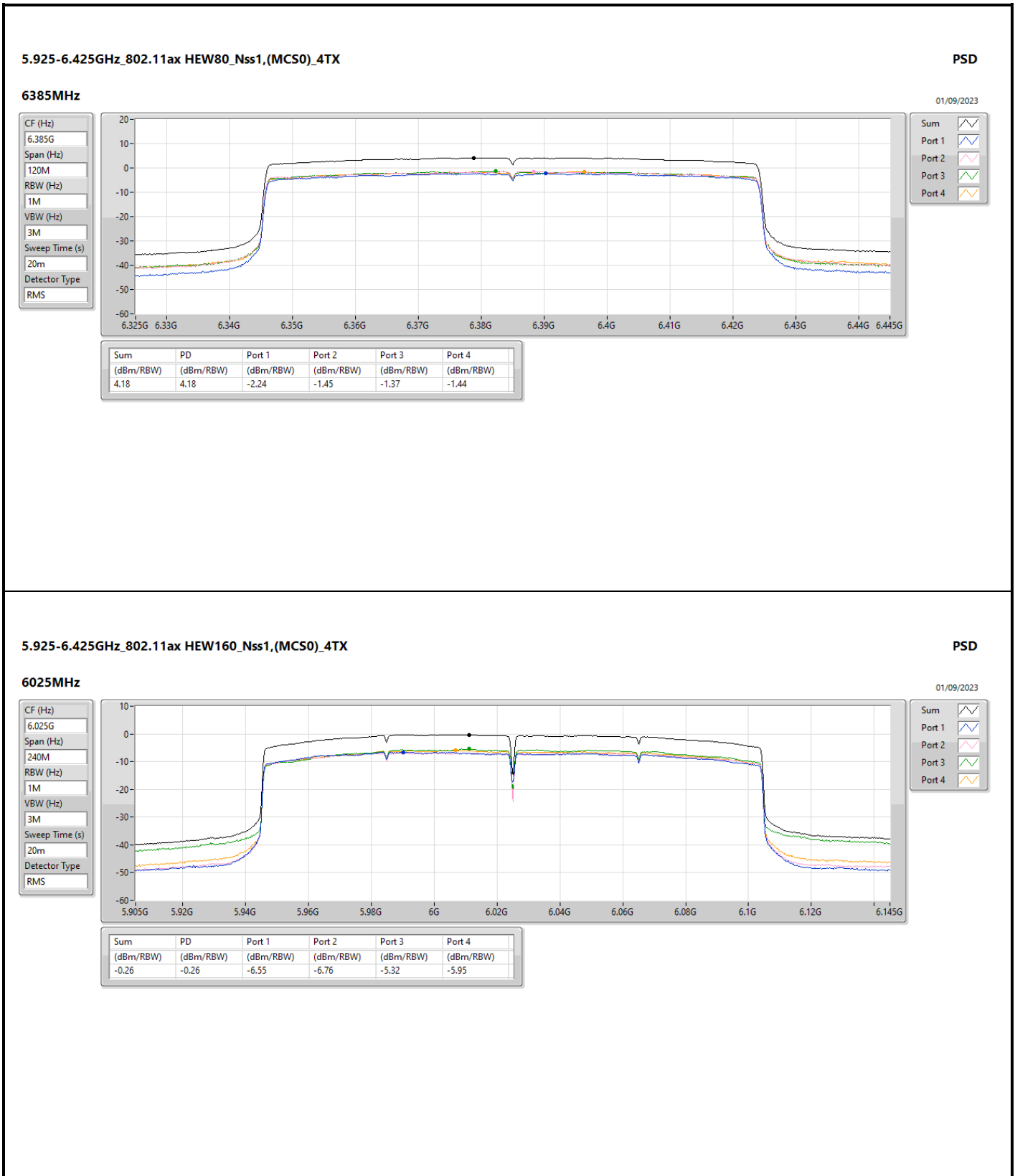


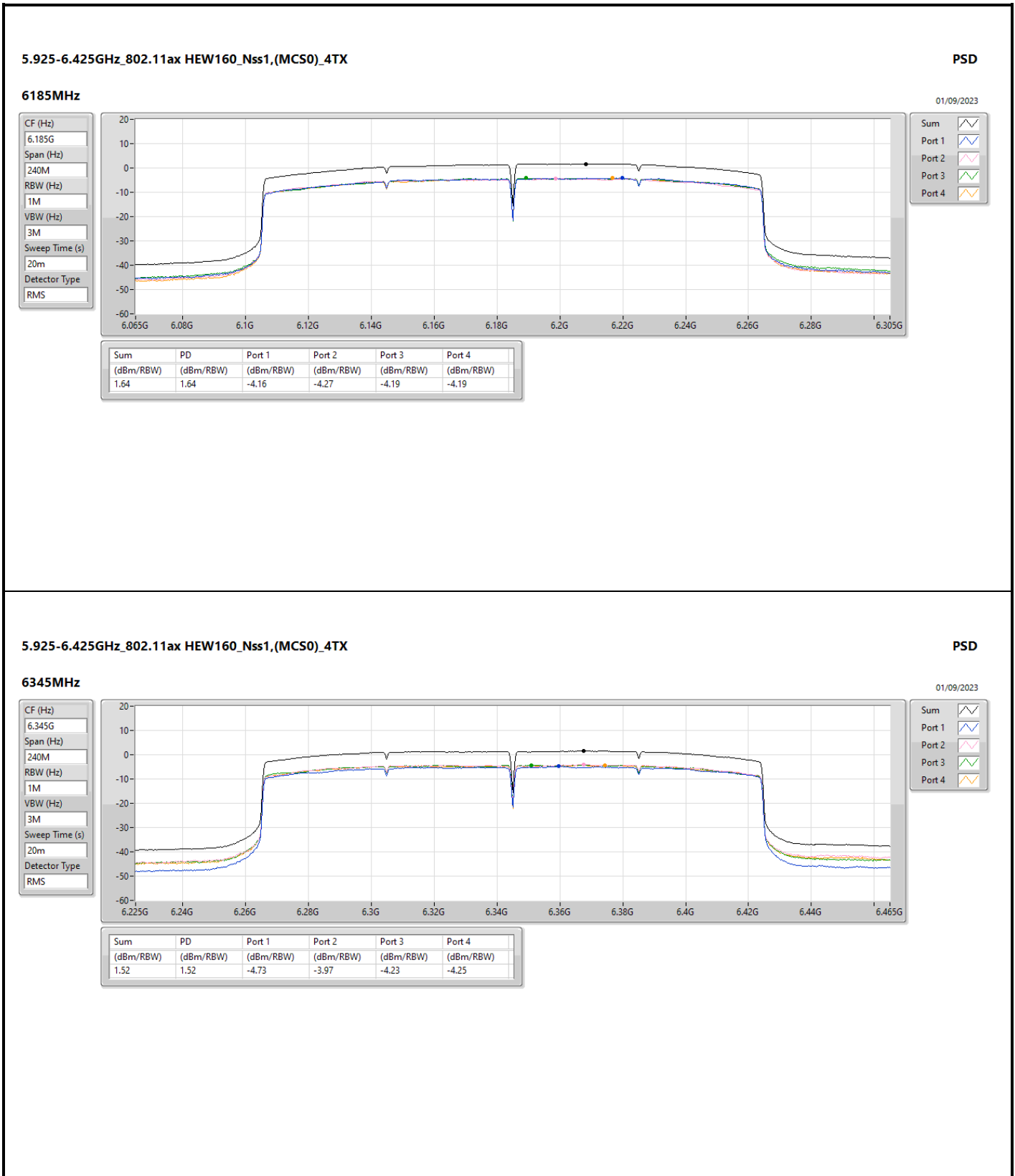


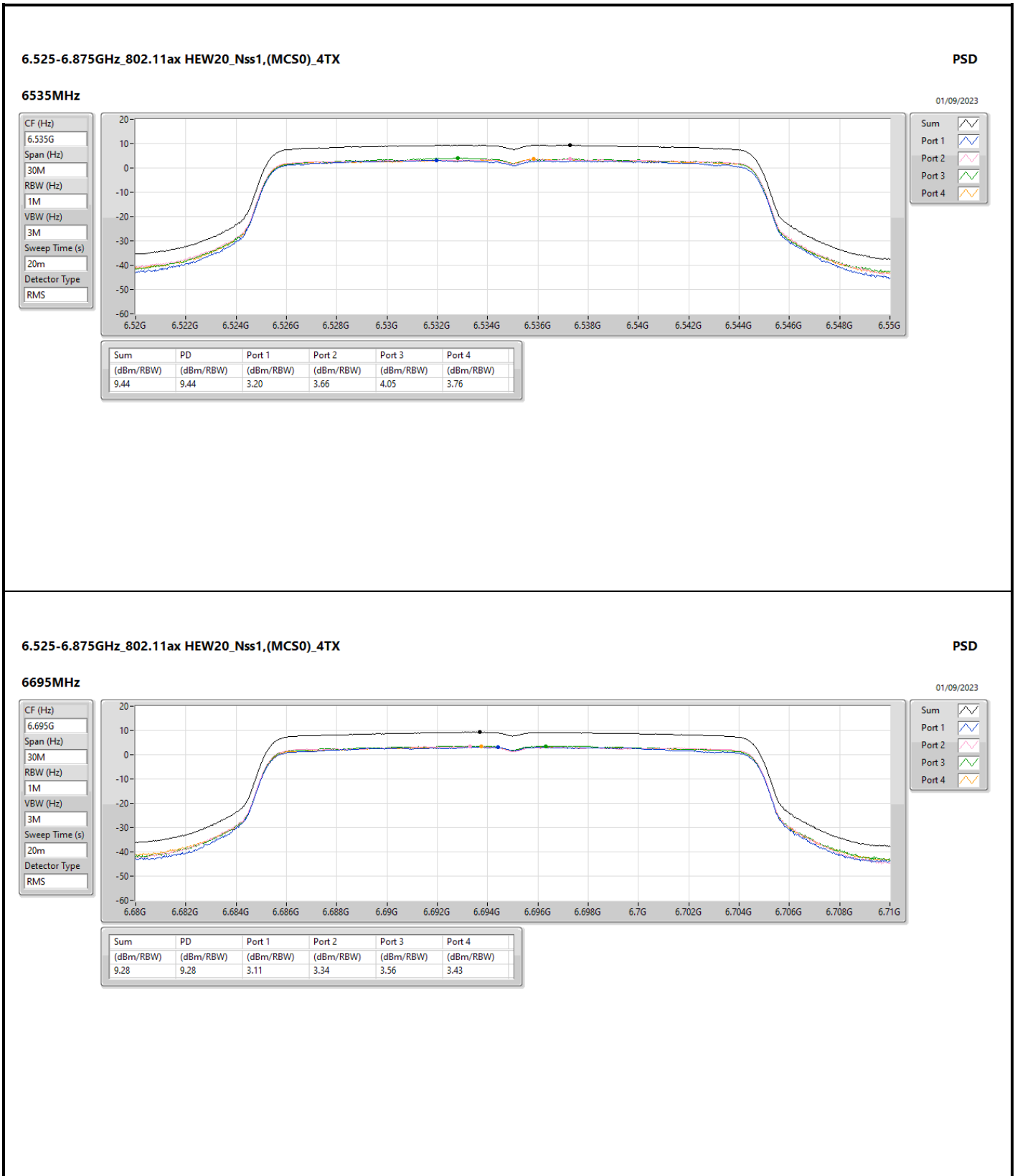


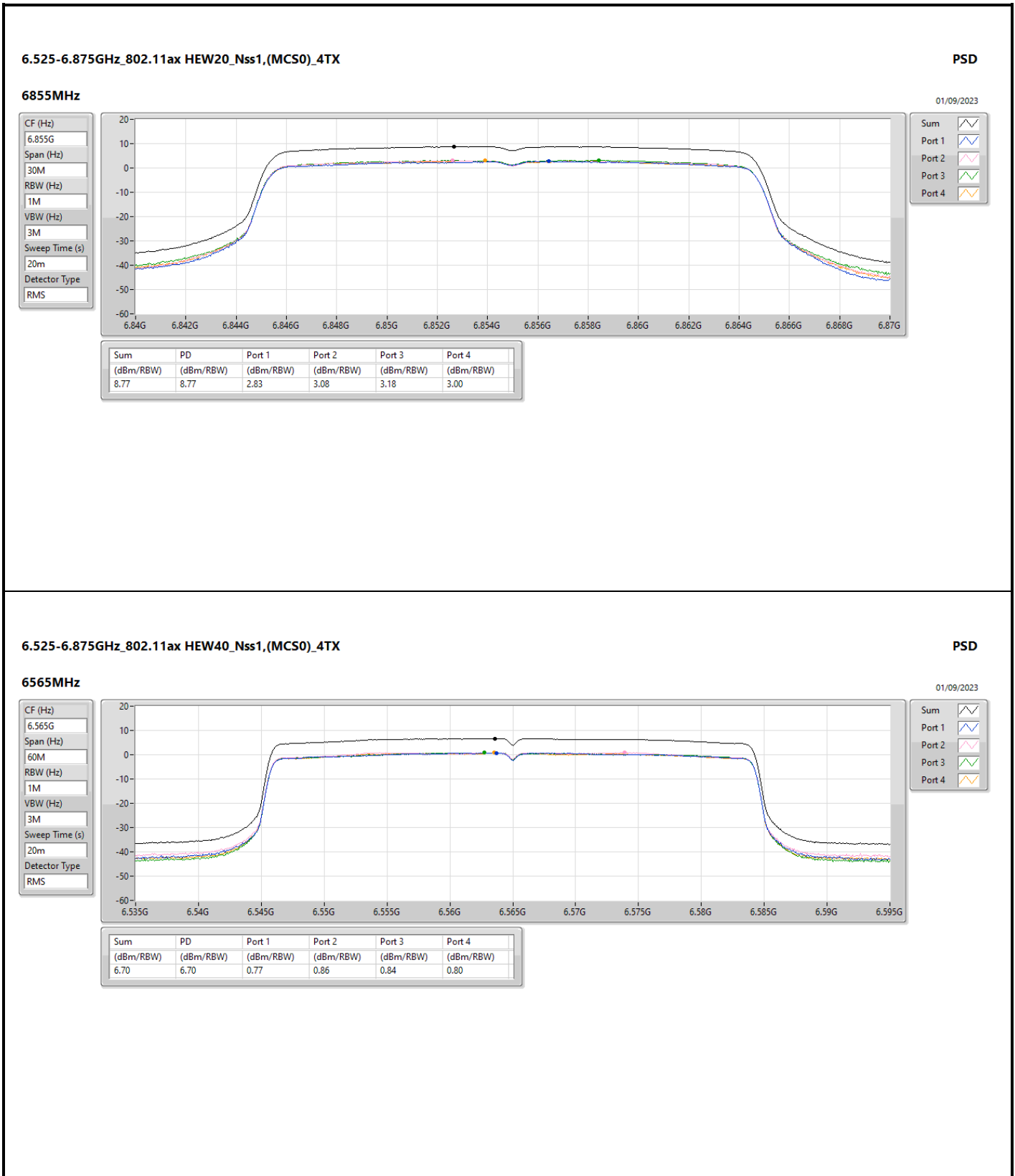


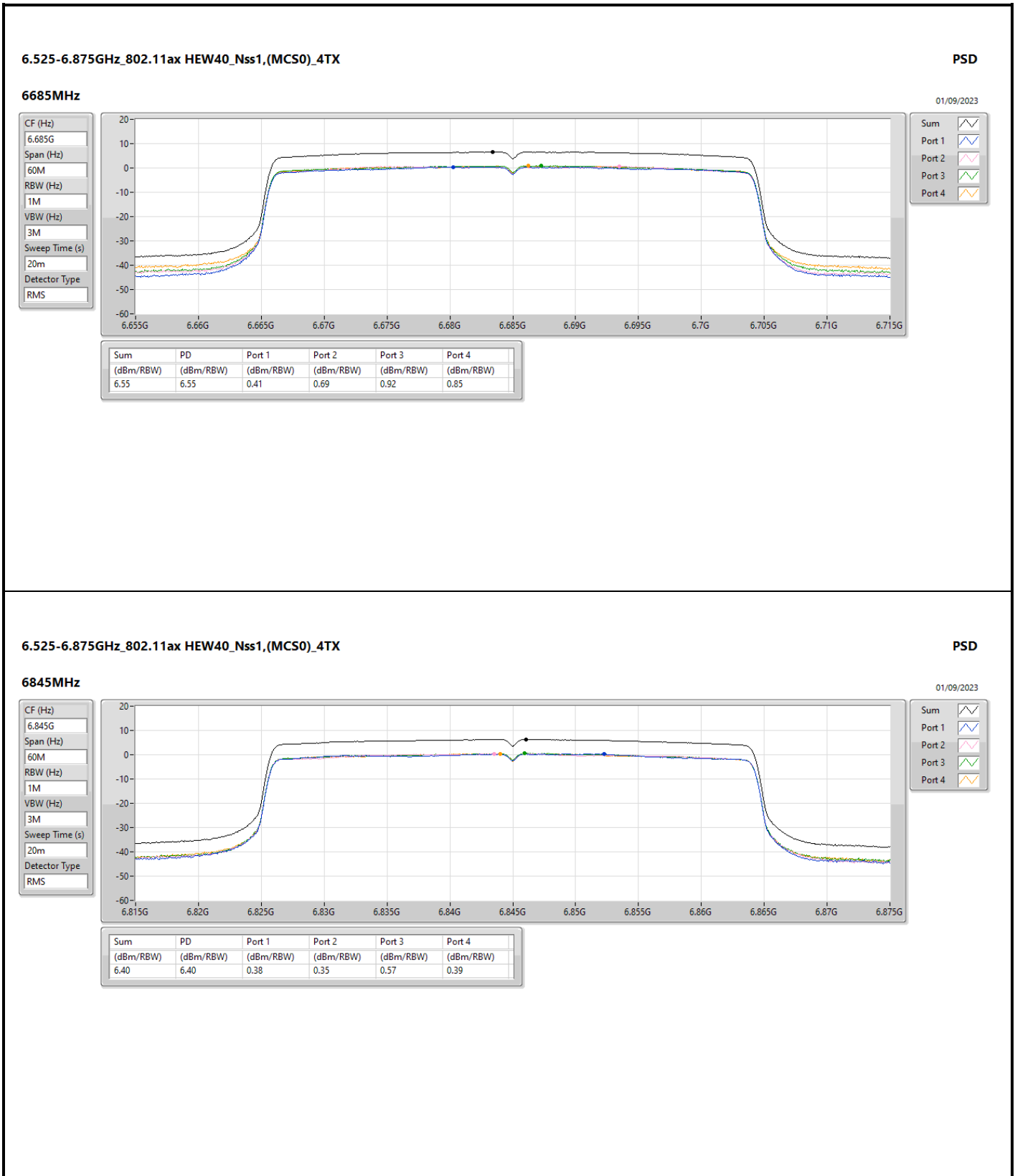












CF (Hz)
6.845G

Span (Hz)
60M

RBW (Hz)
1M

VBW (Hz)
3M

Sweep Time (s)
20m

Detector Type
RMS

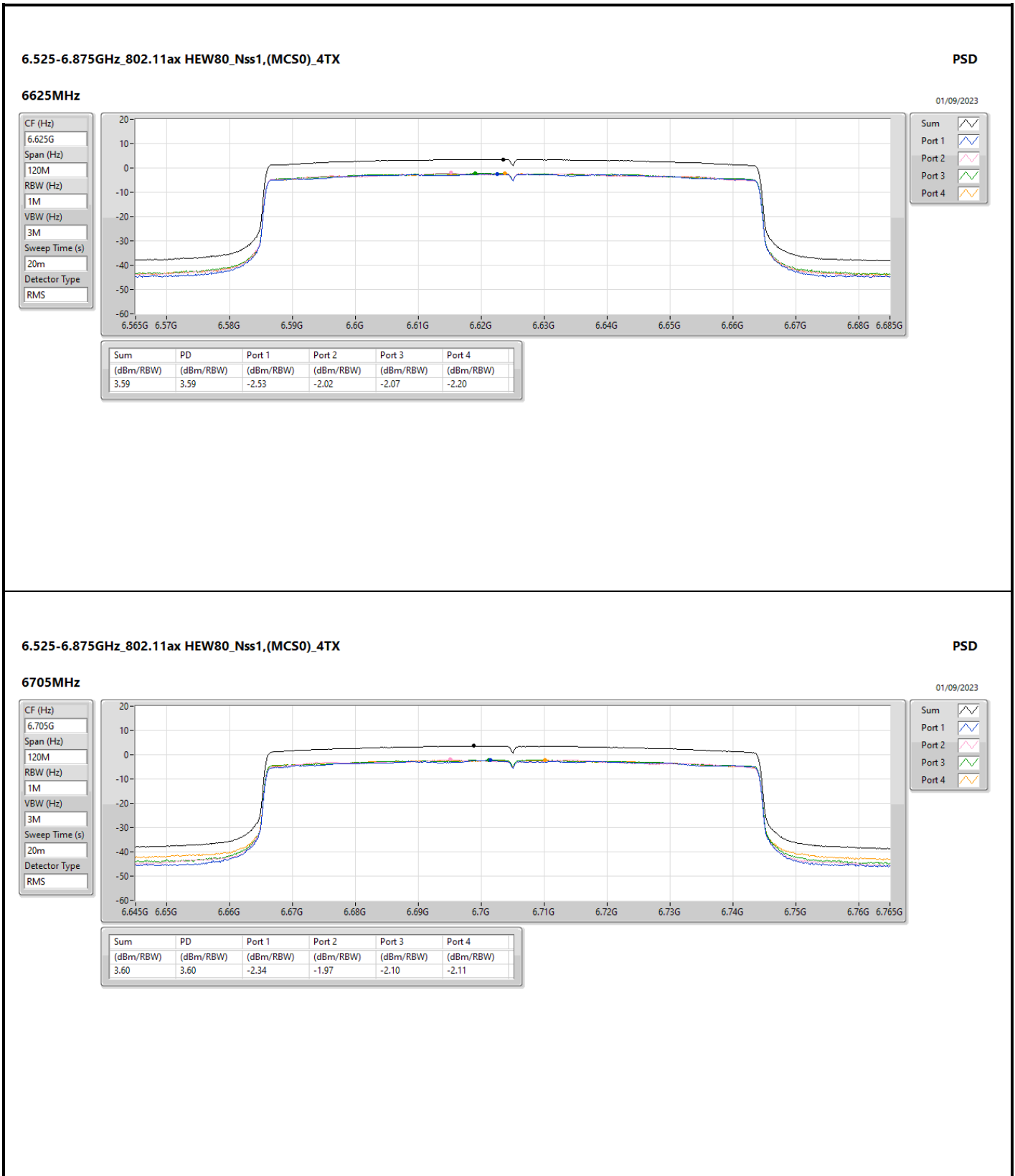
Sum

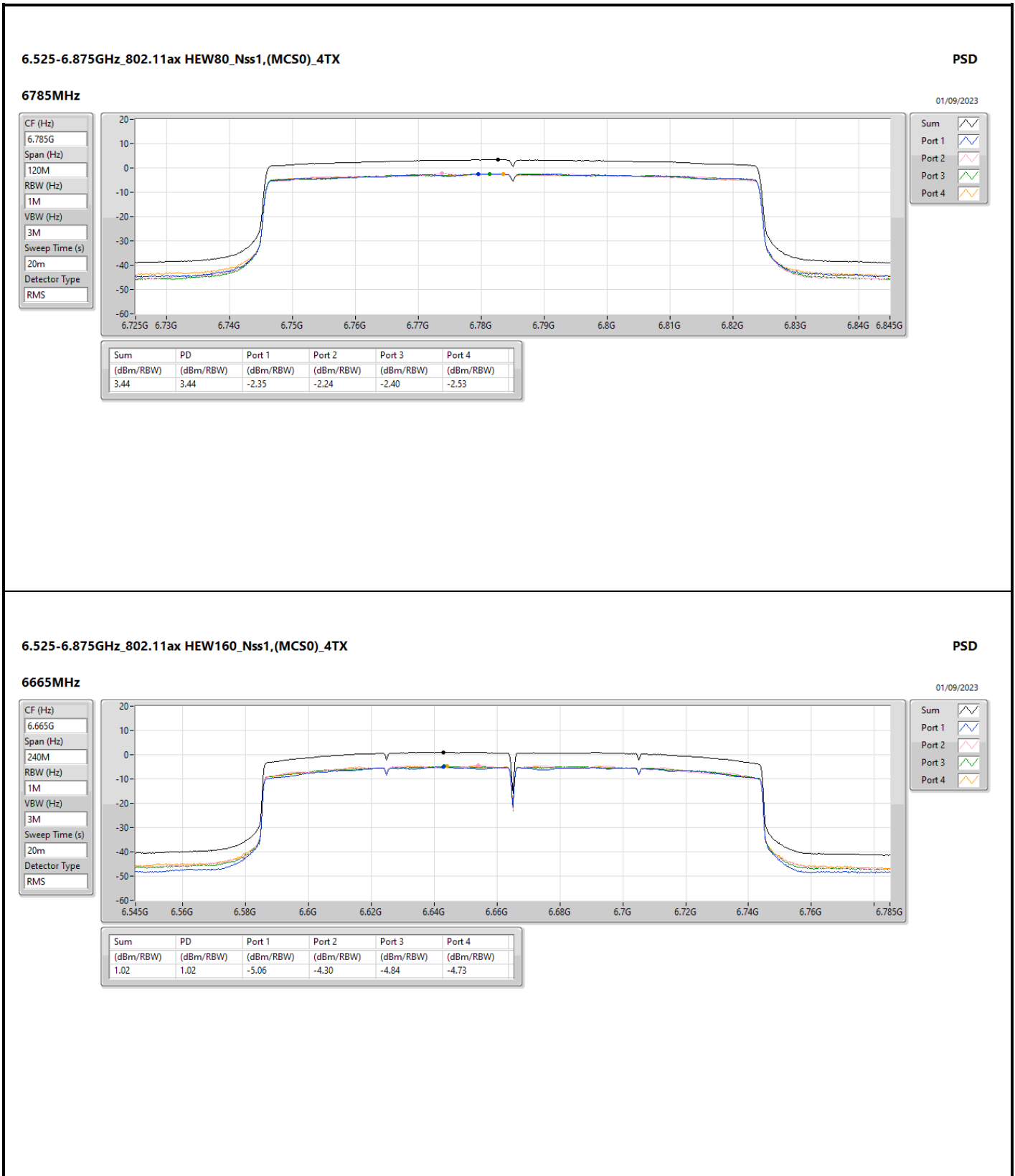
Port 1

Port 2

Port 3

Port 4







Summary

Mode	PD (dBm/RBW)	EIRP PD (dBm/RBW)
5.925-6.425GHz	-	-
802.11ax HEW20_Nss1,(MCS0)_1TX	6.83	12.13
6.525-6.875GHz	-	-
802.11ax HEW20_Nss1,(MCS0)_1TX	6.85	12.15

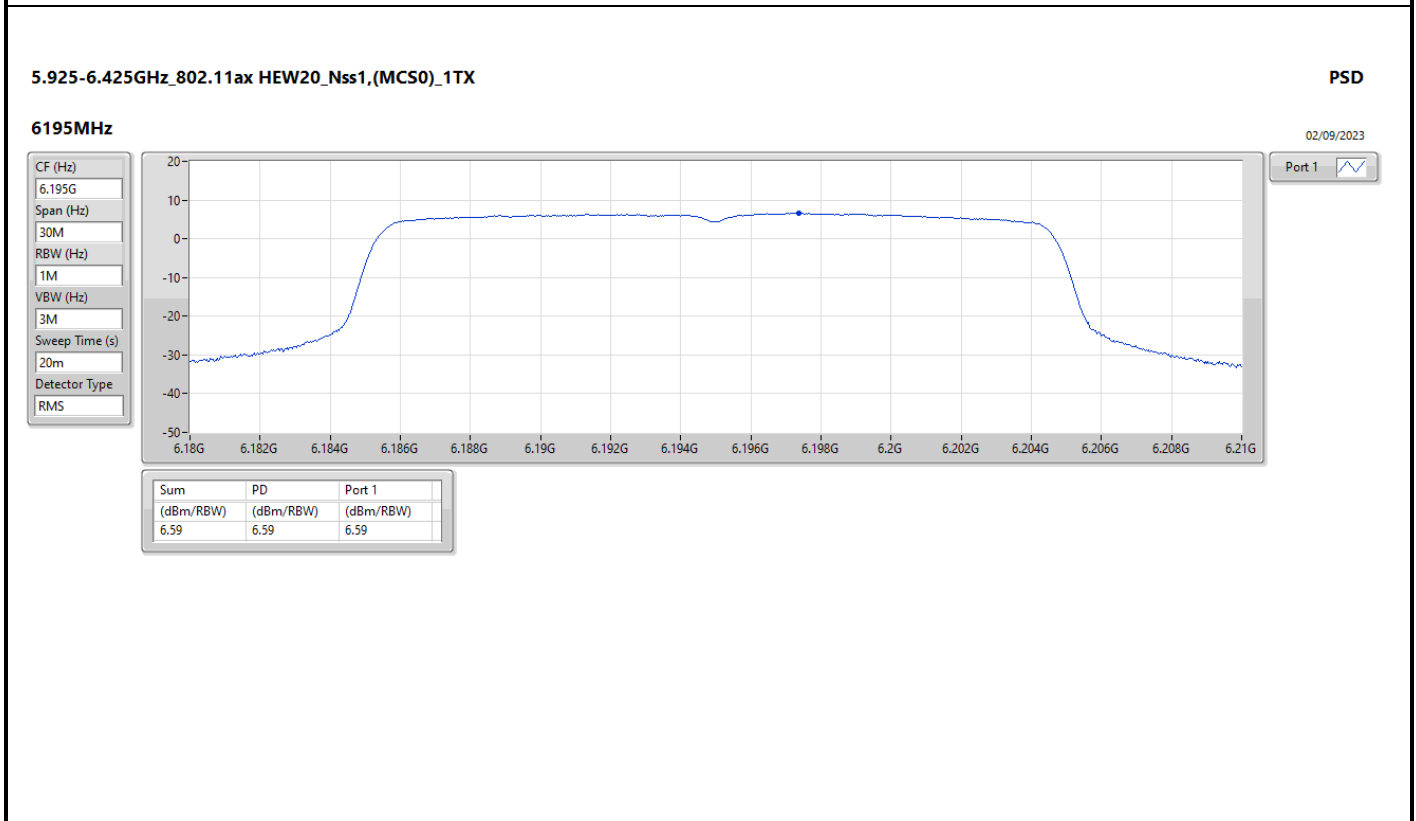
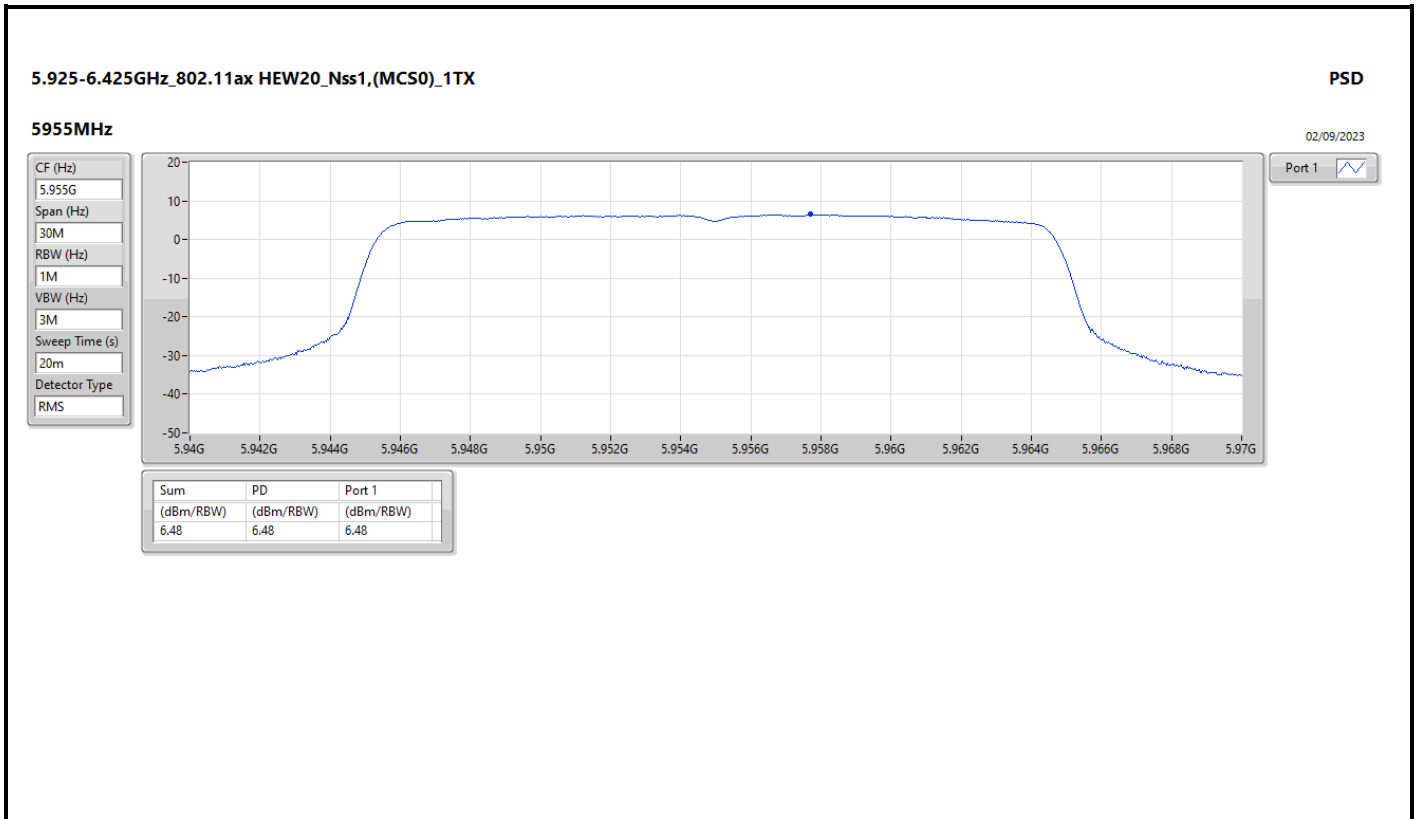
RBW = 500kHz for 5.725-5.85GHz band / 1MHz for other band:

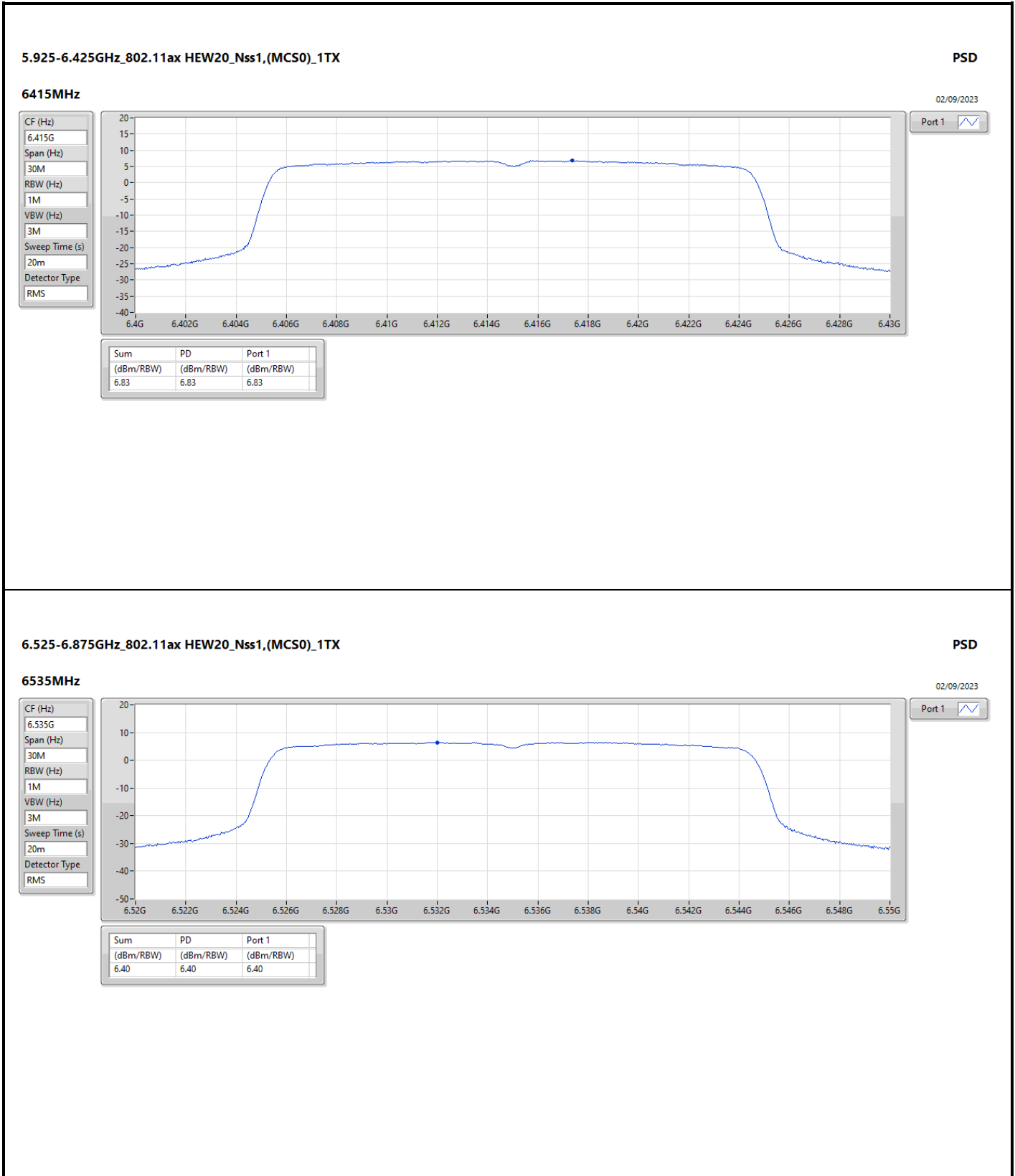


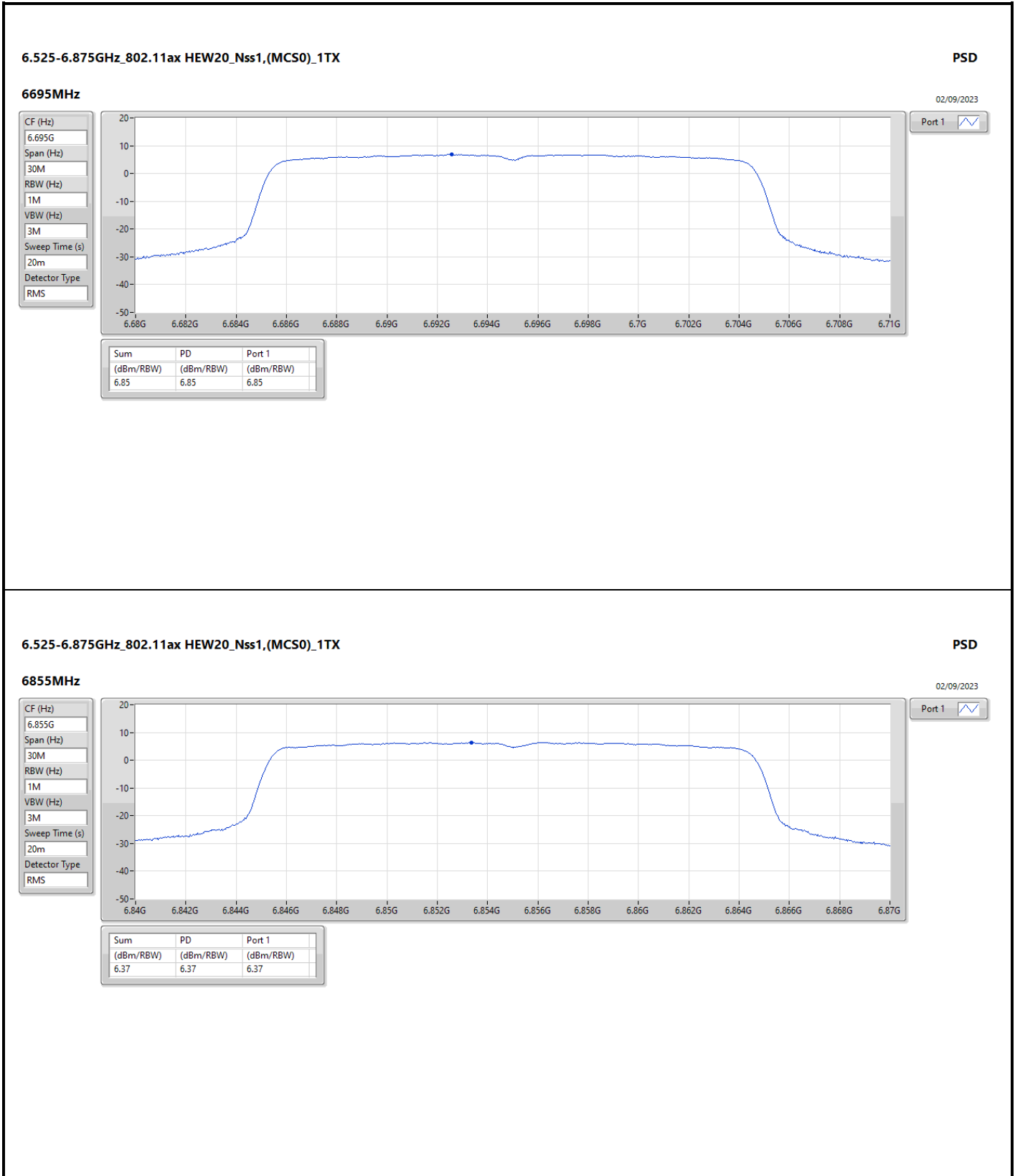
Result

Mode	Result	DG (dBi)	Port 1 (dBm/RBW)	PD (dBm/RBW)	EIRP PD (dBm/RBW)	EIRP PD Limit (dBm/RBW)
802.11ax HEW20_Nss1,(MCS0)_1TX	-	-	-	-	-	-
5955MHz	Pass	5.30	6.48	6.48	11.78	23.00
6195MHz	Pass	5.30	6.59	6.59	11.89	23.00
6415MHz	Pass	5.30	6.83	6.83	12.13	23.00
6535MHz	Pass	5.30	6.40	6.40	11.70	23.00
6695MHz	Pass	5.30	6.85	6.85	12.15	23.00
6855MHz	Pass	5.30	6.37	6.37	11.67	23.00

DG = Directional Gain; RBW = 500kHz for 5.725-5.85GHz band / 1MHz for other band;
PD = trace bin-by-bin of each transmits port summing can be performed maximum power density; Port X = Port X Power Density;









Summary

Mode	Result	F-Start (Hz)	F-Stop (Hz)	Type	EIRP (dBm)	Psum (dBm)	P2 (dBm)	P3 (dBm)	P4 (dBm)	P1 (dBm)	Limit (dBm)	Margin (dB)	DG (dBi)
5.925-6.425GHz	-	-	-	-	-	-	-	-	-	-	-	-	-
802.11ax HEW20_Nss1,(MCS0)_1TX	Pass	1G	8G	AV	-76.64	-79.59				-79.59	-41.20	-35.44	2.95
802.11ax HEW20_Nss1,(MCS0)_2TX	Pass	1G	8G	AV	-72.11	-75.06	-78.14			-78.00	-41.20	-30.91	2.95
802.11ax HEW20_Nss1,(MCS0)_4TX	Pass	1G	8G	AV	-71.12	-74.07	-79.65	-80.83	-80.54	-79.48	-41.20	-29.92	2.95
802.11ax HEW40_Nss1,(MCS0)_1TX	Pass	1G	8G	AV	-76.45	-79.40				-79.40	-41.20	-35.25	2.95
802.11ax HEW40_Nss1,(MCS0)_2TX	Pass	1G	8G	AV	-71.43	-74.38	-77.45			-77.33	-41.20	-30.23	2.95
802.11ax HEW40_Nss1,(MCS0)_4TX	Pass	1G	8G	AV	-70.66	-73.61	-79.39	-79.83	-79.81	-79.52	-41.20	-29.46	2.95
802.11ax HEW80_Nss1,(MCS0)_1TX	Pass	1G	8G	AV	-76.77	-79.72				-79.72	-41.20	-35.57	2.95
802.11ax HEW80_Nss1,(MCS0)_2TX	Pass	1G	8G	AV	-72.10	-75.05	-78.06			-78.06	-41.20	-30.90	2.95
802.11ax HEW80_Nss1,(MCS0)_4TX	Pass	1G	8G	AV	-71.33	-74.28	-80.66	-80.74	-81.50	-78.80	-41.20	-30.13	2.95
802.11ax HEW160_Nss1,(MCS0)_1TX	Pass	1G	8G	AV	-76.61	-79.56				-79.56	-41.20	-35.41	2.95
802.11ax HEW160_Nss1,(MCS0)_2TX	Pass	1G	8G	AV	-72.18	-75.13	-78.14			-78.15	-41.20	-30.98	2.95
802.11ax HEW160_Nss1,(MCS0)_4TX	Pass	1G	8G	AV	-70.95	-73.90	-79.81	-80.76	-81.29	-78.39	-41.20	-29.75	2.95
6.525-6.875GHz	-	-	-	-	-	-	-	-	-	-	-	-	-
802.11ax HEW20_Nss1,(MCS0)_1TX	Pass	1G	8G	AV	-78.36	-80.36				-80.36	-41.20	-37.16	2.00
802.11ax HEW20_Nss1,(MCS0)_2TX	Pass	1G	8G	AV	-65.07	-67.07	-70.12			-70.04	-41.20	-23.87	2.00
802.11ax HEW20_Nss1,(MCS0)_4TX	Pass	1G	8G	AV	-72.37	-74.37	-80.13	-80.58	-80.65	-80.22	-41.20	-31.17	2.00
802.11ax HEW40_Nss1,(MCS0)_1TX	Pass	1G	8G	AV	-78.09	-80.09				-80.09	-41.20	-36.89	2.00
802.11ax HEW40_Nss1,(MCS0)_2TX	Pass	1G	8G	AV	-64.95	-66.95	-70.12			-69.81	-41.20	-23.75	2.00
802.11ax HEW40_Nss1,(MCS0)_4TX	Pass	1G	8G	AV	-72.29	-74.29	-79.76	-81.18	-80.16	-80.27	-41.20	-31.09	2.00
802.11ax HEW80_Nss1,(MCS0)_1TX	Pass	1G	8G	AV	-78.14	-80.14				-80.14	-41.20	-36.94	2.00
802.11ax HEW80_Nss1,(MCS0)_2TX	Pass	1G	8G	AV	-65.00	-67.00	-70.03			-70.00	-41.20	-23.80	2.00
802.11ax HEW80_Nss1,(MCS0)_4TX	Pass	1G	8G	AV	-72.59	-74.59	-80.72	-81.49	-81.69	-79.06	-41.20	-31.39	2.00
802.11ax HEW160_Nss1,(MCS0)_1TX	Pass	1G	8G	AV	-77.45	-79.45				-79.45	-41.20	-36.25	2.00
802.11ax HEW160_Nss1,(MCS0)_2TX	Pass	1G	8G	AV	-64.87	-66.87	-69.93			-69.83	-41.20	-23.67	2.00
802.11ax HEW160_Nss1,(MCS0)_4TX	Pass	1G	8G	AV	-72.11	-74.11	-80.54	-81.21	-81.30	-78.23	-41.20	-30.91	2.00

DG = Directional Gain ; PX=Port X; Psum=P1+P2+...PX



Result

Mode	Result	F-Start (Hz)	F-Stop (Hz)	Type	Freq (Hz)	DG (dBi)	P1 (dBm)	P2 (dBm)	P2 (dBm)	P4 (dBm)	Psum (dBm)	EIRP (dBm)	Limit (dBm)	Margin (dB)
802.11ax HEW20_Nss1,(MCS0)_1TX	-	-	-	-	-	-	-	-	-	-	-	-	-	-
5955MHz	Pass	1G	8G	AV	5.04863G	2.95	-81.85				-81.85	-78.90	-41.20	-37.70
5955MHz	Pass	1G	8G	AV	7.251G	2.95	-80.20				-80.20	-77.25	-41.20	-36.05
5955MHz	Pass	1G	8G	PK	5.0285G	2.95	-71.94				-71.94	-68.99	-21.20	-47.79
5955MHz	Pass	1G	8G	PK	7.25013G	2.95	-70.90				-70.90	-67.95	-21.20	-46.75
6195MHz	Pass	1G	8G	AV	5.04513G	2.95	-81.50				-81.50	-78.55	-41.20	-37.35
6195MHz	Pass	1G	8G	AV	7.25275G	2.95	-79.59				-79.59	-76.64	-41.20	-35.44
6195MHz	Pass	1G	8G	PK	5.0285G	2.95	-71.34				-71.34	-68.39	-21.20	-47.19
6195MHz	Pass	1G	8G	PK	7.30875G	2.95	-71.16				-71.16	-68.21	-21.20	-47.01
6415MHz	Pass	1G	8G	AV	5.04513G	2.95	-81.78				-81.78	-78.83	-41.20	-37.63
6415MHz	Pass	1G	8G	AV	7.2965G	2.95	-80.70				-80.70	-77.75	-41.20	-36.55
6415MHz	Pass	1G	8G	PK	5.03988G	2.95	-71.34				-71.34	-68.39	-21.20	-47.19
6415MHz	Pass	1G	8G	PK	7.447G	2.95	-71.33				-71.33	-68.38	-21.20	-47.18
802.11ax HEW40_Nss1,(MCS0)_1TX	-	-	-	-	-	-	-	-	-	-	-	-	-	-
5965MHz	Pass	1G	8G	AV	5.03025G	2.95	-81.71				-81.71	-78.76	-41.20	-37.56
5965MHz	Pass	1G	8G	AV	7.251G	2.95	-79.40				-79.40	-76.45	-41.20	-35.25
5965MHz	Pass	1G	8G	PK	5.02588G	2.95	-73.15				-73.15	-70.20	-21.20	-49.00
5965MHz	Pass	1G	8G	PK	7.30088G	2.95	-70.67				-70.67	-67.72	-21.20	-46.52
6205MHz	Pass	1G	8G	AV	5.03113G	2.95	-81.87				-81.87	-78.92	-41.20	-37.72
6205MHz	Pass	1G	8G	AV	7.251G	2.95	-79.45				-79.45	-76.50	-41.20	-35.30
6205MHz	Pass	1G	8G	PK	5.004G	2.95	-72.29				-72.29	-69.34	-21.20	-48.14
6205MHz	Pass	1G	8G	PK	7.34988G	2.95	-70.55				-70.55	-67.60	-21.20	-46.40
6405MHz	Pass	1G	8G	AV	5.04425G	2.95	-81.74				-81.74	-78.79	-41.20	-37.59
6405MHz	Pass	1G	8G	AV	7.2965G	2.95	-80.63				-80.63	-77.68	-41.20	-36.48
6405MHz	Pass	1G	8G	PK	5.046G	2.95	-72.71				-72.71	-69.76	-21.20	-48.56
6405MHz	Pass	1G	8G	PK	7.25188G	2.95	-71.00				-71.00	-68.05	-21.20	-46.85
802.11ax HEW80_Nss1,(MCS0)_1TX	-	-	-	-	-	-	-	-	-	-	-	-	-	-
5985MHz	Pass	1G	8G	AV	5.0425G	2.95	-81.82				-81.82	-78.87	-41.20	-37.67
5985MHz	Pass	1G	8G	AV	7.25013G	2.95	-79.82				-79.82	-76.87	-41.20	-35.67
5985MHz	Pass	1G	8G	PK	5.04075G	2.95	-72.79				-72.79	-69.84	-21.20	-48.64
5985MHz	Pass	1G	8G	PK	7.25013G	2.95	-70.63				-70.63	-67.68	-21.20	-46.48
6225MHz	Pass	1G	8G	AV	5.02675G	2.95	-81.79				-81.79	-78.84	-41.20	-37.64
6225MHz	Pass	1G	8G	AV	7.2965G	2.95	-79.72				-79.72	-76.77	-41.20	-35.57
6225MHz	Pass	1G	8G	PK	5.03375G	2.95	-72.25				-72.25	-69.30	-21.20	-48.10
6225MHz	Pass	1G	8G	PK	7.32625G	2.95	-71.78				-71.78	-68.83	-21.20	-47.63
6385MHz	Pass	1G	8G	AV	5.02588G	2.95	-81.65				-81.65	-78.70	-41.20	-37.50
6385MHz	Pass	1G	8G	AV	7.2965G	2.95	-80.02				-80.02	-77.07	-41.20	-35.87
6385MHz	Pass	1G	8G	PK	5.0285G	2.95	-73.22				-73.22	-70.27	-21.20	-49.07
6385MHz	Pass	1G	8G	PK	7.30875G	2.95	-71.25				-71.25	-68.30	-21.20	-47.10
802.11ax HEW160_Nss1,(MCS0)_1TX	-	-	-	-	-	-	-	-	-	-	-	-	-	-
6025MHz	Pass	1G	8G	AV	5.04075G	2.95	-81.75				-81.75	-78.80	-41.20	-37.60
6025MHz	Pass	1G	8G	AV	7.251G	2.95	-79.79				-79.79	-76.84	-41.20	-35.64
6025MHz	Pass	1G	8G	PK	5.03638G	2.95	-72.07				-72.07	-69.12	-21.20	-47.92
6025MHz	Pass	1G	8G	PK	7.29475G	2.95	-71.12				-71.12	-68.17	-21.20	-46.97
6185MHz	Pass	1G	8G	AV	5.03725G	2.95	-81.50				-81.50	-78.55	-41.20	-37.35
6185MHz	Pass	1G	8G	AV	7.25013G	2.95	-79.56				-79.56	-76.61	-41.20	-35.41
6185MHz	Pass	1G	8G	PK	5.03988G	2.95	-71.64				-71.64	-68.69	-21.20	-47.49
6185MHz	Pass	1G	8G	PK	7.29213G	2.95	-71.48				-71.48	-68.53	-21.20	-47.33
6345MHz	Pass	1G	8G	AV	5.046G	2.95	-81.75				-81.75	-78.80	-41.20	-37.60
6345MHz	Pass	1G	8G	AV	7.251G	2.95	-79.74				-79.74	-76.79	-41.20	-35.59
6345MHz	Pass	1G	8G	PK	5.02063G	2.95	-72.30				-72.30	-69.35	-21.20	-48.15
6345MHz	Pass	1G	8G	PK	7.265G	2.95	-71.43				-71.43	-68.48	-21.20	-47.28
802.11ax HEW20_Nss1,(MCS0)_1TX	-	-	-	-	-	-	-	-	-	-	-	-	-	-
6535MHz	Pass	1G	8G	AV	5.02413G	2.00	-81.91				-81.91	-79.91	-41.20	-38.71
6535MHz	Pass	1G	8G	AV	7.25013G	2.00	-80.36				-80.36	-78.36	-41.20	-37.16
6535MHz	Pass	1G	8G	PK	5.03813G	2.00	-72.32				-72.32	-70.32	-21.20	-49.12
6535MHz	Pass	1G	8G	PK	7.27113G	2.00	-71.55				-71.55	-69.55	-21.20	-48.35
6695MHz	Pass	1G	8G	AV	5.0495G	2.00	-81.70				-81.70	-79.70	-41.20	-38.50
6695MHz	Pass	1G	8G	AV	7.2965G	2.00	-80.51				-80.51	-78.51	-41.20	-37.31
6695MHz	Pass	1G	8G	PK	5.03463G	2.00	-72.99				-72.99	-70.99	-21.20	-49.79
6695MHz	Pass	1G	8G	PK	7.27025G	2.00	-71.32				-71.32	-69.32	-21.20	-48.12
6855MHz	Pass	1G	8G	AV	5.03288G	2.00	-81.81				-81.81	-79.81	-41.20	-38.61
6855MHz	Pass	1G	8G	AV	7.25275G	2.00	-80.62				-80.62	-78.62	-41.20	-37.42
6855MHz	Pass	1G	8G	PK	5.00313G	2.00	-73.08				-73.08	-71.08	-21.20	-49.88
6855MHz	Pass	1G	8G	PK	7.30438G	2.00	-70.52				-70.52	-68.52	-21.20	-47.32
802.11ax HEW40_Nss1,(MCS0)_1TX	-	-	-	-	-	-	-	-	-	-	-	-	-	-
6565MHz	Pass	1G	8G	AV	5.02063G	2.00	-81.97				-81.97	-79.97	-41.20	-38.77
6565MHz	Pass	1G	8G	AV	7.251G	2.00	-80.11				-80.11	-78.11	-41.20	-36.91
6565MHz	Pass	1G	8G	PK	5.01888G	2.00	-72.13				-72.13	-70.13	-21.20	-48.93



CSE (Band Reject Filter)_Radio 2 (Harmonic 1GHz ~ 8GHz)

Appendix D.1

Mode	Result	F-Start (Hz)	F-Stop (Hz)	Type	Freq (Hz)	DG (dBi)	P1 (dBm)	P2 (dBm)	P2 (dBm)	P4 (dBm)	Psum (dBm)	EIRP (dBm)	Limit (dBm)	Margin (dB)
665MHz	Pass	1G	8G	PK	7.2895G	2.00	-71.74				-71.74	-69.74	-21.20	-48.54
6685MHz	Pass	1G	8G	AV	5.02763G	2.00	-81.85				-81.85	-79.85	-41.20	-38.65
6685MHz	Pass	1G	8G	AV	7.25275G	2.00	-80.09				-80.09	-78.09	-41.20	-36.89
6685MHz	Pass	1G	8G	PK	5.04688G	2.00	-71.94				-71.94	-69.94	-21.20	-48.74
6685MHz	Pass	1G	8G	PK	7.30613G	2.00	-71.81				-71.81	-69.81	-21.20	-48.61
6845MHz	Pass	1G	8G	AV	5.03113G	2.00	-81.75				-81.75	-79.75	-41.20	-38.55
6845MHz	Pass	1G	8G	AV	7.2965G	2.00	-80.25				-80.25	-78.25	-41.20	-37.05
6845MHz	Pass	1G	8G	PK	5.0425G	2.00	-71.85				-71.85	-69.85	-21.20	-48.65
6845MHz	Pass	1G	8G	PK	7.29563G	2.00	-71.03				-71.03	-69.03	-21.20	-47.83
802.11ax HEW80_Nss1,(MCS0)_1TX	-	-	-	-	-	-	-	-	-	-	-	-	-	-
6625MHz	Pass	1G	8G	AV	5.03025G	2.00	-81.88				-81.88	-79.88	-41.20	-38.68
6625MHz	Pass	1G	8G	AV	7.2965G	2.00	-80.18				-80.18	-78.18	-41.20	-36.98
6625MHz	Pass	1G	8G	PK	5.046G	2.00	-72.33				-72.33	-70.33	-21.20	-49.13
6625MHz	Pass	1G	8G	PK	7.30263G	2.00	-71.91				-71.91	-69.91	-21.20	-48.71
6705MHz	Pass	1G	8G	AV	5.046G	2.00	-81.74				-81.74	-79.74	-41.20	-38.54
6705MHz	Pass	1G	8G	AV	7.25013G	2.00	-80.14				-80.14	-78.14	-41.20	-36.94
6705MHz	Pass	1G	8G	PK	5.03725G	2.00	-71.93				-71.93	-69.93	-21.20	-48.73
6705MHz	Pass	1G	8G	PK	7.31313G	2.00	-71.84				-71.84	-69.84	-21.20	-48.64
6785MHz	Pass	1G	8G	AV	5.004G	2.00	-81.67				-81.67	-79.67	-41.20	-38.47
6785MHz	Pass	1G	8G	AV	7.25013G	2.00	-80.61				-80.61	-78.61	-41.20	-37.41
6785MHz	Pass	1G	8G	PK	5.00575G	2.00	-72.85				-72.85	-70.85	-21.20	-49.65
6785MHz	Pass	1G	8G	PK	7.25013G	2.00	-71.89				-71.89	-69.89	-21.20	-48.69
802.11ax HEW160_Nss1,(MCS0)_1TX	-	-	-	-	-	-	-	-	-	-	-	-	-	-
6665MHz	Pass	1G	8G	AV	5.04513G	2.00	-81.59				-81.59	-79.59	-41.20	-38.39
6665MHz	Pass	1G	8G	AV	7.25188G	2.00	-79.45				-79.45	-77.45	-41.20	-36.25
6665MHz	Pass	1G	8G	PK	5.00838G	2.00	-72.11				-72.11	-70.11	-21.20	-48.91
6665MHz	Pass	1G	8G	PK	7.28163G	2.00	-69.83				-69.83	-67.83	-21.20	-46.63
802.11ax HEW20_Nss1,(MCS0)_2TX	-	-	-	-	-	-	-	-	-	-	-	-	-	-
5955MHz	Pass	1G	8G	AV	5.04863G	2.95	-81.79	-81.71	-81.71		-78.74	-75.79	-41.20	-34.59
5955MHz	Pass	1G	8G	AV	7.251G	2.95	-78.39	-78.70	-78.70		-75.53	-72.58	-41.20	-31.38
5955MHz	Pass	1G	8G	PK	5.02938G	2.95	-71.89	-72.97	-72.97		-69.39	-66.44	-21.20	-45.24
5955MHz	Pass	1G	8G	PK	7.25188G	2.95	-69.36	-69.45	-69.45		-66.39	-63.44	-21.20	-42.24
6195MHz	Pass	1G	8G	AV	5.04688G	2.95	-82.00	-81.69	-81.69		-78.83	-75.88	-41.20	-34.68
6195MHz	Pass	1G	8G	AV	7.25013G	2.95	-78.00	-78.14	-78.14		-75.06	-72.11	-41.20	-30.91
6195MHz	Pass	1G	8G	PK	5.0355G	2.95	-73.19	-72.49	-72.49		-69.82	-66.87	-21.20	-45.67
6195MHz	Pass	1G	8G	PK	7.25188G	2.95	-69.74	-68.10	-68.10		-65.83	-62.88	-21.20	-41.68
6415MHz	Pass	1G	8G	AV	5.04775G	2.95	-81.74	-81.49	-81.49		-78.60	-75.65	-41.20	-34.45
6415MHz	Pass	1G	8G	AV	7.25538G	2.95	-79.16	-79.38	-79.38		-76.26	-73.31	-41.20	-32.11
6415MHz	Pass	1G	8G	PK	5.01975G	2.95	-72.77	-72.49	-72.49		-69.62	-66.67	-21.20	-45.47
6415MHz	Pass	1G	8G	PK	7.29213G	2.95	-69.11	-71.98	-71.98		-67.30	-64.35	-21.20	-43.15
802.11ax HEW40_Nss1,(MCS0)_2TX	-	-	-	-	-	-	-	-	-	-	-	-	-	-
5965MHz	Pass	1G	8G	AV	5.0495G	2.95	-81.49	-81.96	-81.96		-78.71	-75.76	-41.20	-34.56
5965MHz	Pass	1G	8G	AV	7.25275G	2.95	-77.33	-77.45	-77.45		-74.38	-71.43	-41.20	-30.23
5965MHz	Pass	1G	8G	PK	5.0425G	2.95	-72.05	-73.61	-73.61		-69.75	-66.80	-21.20	-45.60
5965MHz	Pass	1G	8G	PK	7.251G	2.95	-68.73	-69.14	-69.14		-65.92	-62.97	-21.20	-41.77
6205MHz	Pass	1G	8G	AV	5.03725G	2.95	-81.83	-81.78	-81.78		-78.79	-75.84	-41.20	-34.64
6205MHz	Pass	1G	8G	AV	7.25275G	2.95	-77.92	-78.19	-78.19		-75.04	-72.09	-41.20	-30.89
6205MHz	Pass	1G	8G	PK	5.039G	2.95	-71.62	-74.39	-74.39		-69.78	-66.83	-21.20	-45.63
6205MHz	Pass	1G	8G	PK	7.272G	2.95	-68.14	-69.85	-69.85		-65.90	-62.95	-21.20	-41.75
6405MHz	Pass	1G	8G	AV	5.04425G	2.95	-81.86	-81.78	-81.78		-78.81	-75.86	-41.20	-34.66
6405MHz	Pass	1G	8G	AV	7.25013G	2.95	-78.93	-79.53	-79.53		-76.21	-73.26	-41.20	-32.06
6405MHz	Pass	1G	8G	PK	5.02238G	2.95	-72.67	-73.61	-73.61		-70.10	-67.15	-21.20	-45.95
6405MHz	Pass	1G	8G	PK	7.25013G	2.95	-68.11	-71.51	-71.51		-66.48	-63.53	-21.20	-42.33
802.11ax HEW80_Nss1,(MCS0)_2TX	-	-	-	-	-	-	-	-	-	-	-	-	-	-
5985MHz	Pass	1G	8G	AV	5.04863G	2.95	-81.85	-81.76	-81.76		-78.79	-75.84	-41.20	-34.64
5985MHz	Pass	1G	8G	AV	7.25275G	2.95	-78.06	-78.06	-78.06		-75.05	-72.10	-41.20	-30.90
5985MHz	Pass	1G	8G	PK	5.02763G	2.95	-73.50	-72.88	-72.88		-70.17	-67.22	-21.20	-46.02
5985MHz	Pass	1G	8G	PK	7.27113G	2.95	-68.74	-71.01	-71.01		-66.72	-63.77	-21.20	-42.57
6225MHz	Pass	1G	8G	AV	5.04688G	2.95	-81.54	-81.77	-81.77		-78.64	-75.69	-41.20	-34.49
6225MHz	Pass	1G	8G	AV	7.25275G	2.95	-78.43	-78.38	-78.38		-75.39	-72.44	-41.20	-31.24
6225MHz	Pass	1G	8G	PK	5.03813G	2.95	-74.99	-70.42	-70.42		-69.12	-66.17	-21.20	-44.97
6225MHz	Pass	1G	8G	PK	7.272G	2.95	-70.02	-69.92	-69.92		-66.96	-64.01	-21.20	-42.81
6385MHz	Pass	1G	8G	AV	5.0425G	2.95	-81.06	-81.76	-81.76		-78.39	-75.44	-41.20	-34.24
6385MHz	Pass	1G	8G	AV	7.25188G	2.95	-78.75	-79.20	-79.20		-75.96	-73.01	-41.20	-31.81
6385MHz	Pass	1G	8G	PK	5.0145G	2.95	-72.93	-71.86	-71.86		-69.35	-66.40	-21.20	-45.20
6385MHz	Pass	1G	8G	PK	7.25013G	2.95	-70.77	-69.11	-69.11		-66.85	-63.90	-21.20	-42.70
802.11ax HEW160_Nss1,(MCS0)_2TX	-	-	-	-	-	-	-	-	-	-	-	-	-	-
6025MHz	Pass	1G	8G	AV	5.04425G	2.95	-81.75	-82.02	-82.02		-78.87	-75.92	-41.20	-34.72
6025MHz	Pass	1G	8G	AV	7.25275G	2.95	-78.60	-78.48	-78.48		-75.53	-72.58	-41.20	-31.38
6025MHz	Pass	1G	8G	PK	5.03463G	2.95	-72.68	-74.06	-74.06		-70.31	-67.36	-21.20	-46.16



CSE (Band Reject Filter)_Radio 2 (Harmonic 1GHz ~ 8GHz)

Appendix D.1

Mode	Result	F-Start (Hz)	F-Stop (Hz)	Type	Freq (Hz)	DG (dBi)	P1 (dBm)	P2 (dBm)	P2 (dBm)	P4 (dBm)	Psum (dBm)	EIRP (dBm)	Limit (dBm)	Margin (dB)
6025MHz	Pass	1G	8G	PK	7.26325G	2.95	-71.04	-68.04	-68.04		-66.28	-63.33	-21.20	-42.13
6185MHz	Pass	1G	8G	AV	5.04513G	2.95	-81.44	-82.02	-82.02		-78.71	-75.76	-41.20	-34.56
6185MHz	Pass	1G	8G	AV	7.251G	2.95	-78.15	-78.14	-78.14		-75.13	-72.18	-41.20	-30.98
6185MHz	Pass	1G	8G	PK	5.032G	2.95	-73.40	-72.22	-72.22		-69.76	-66.81	-21.20	-45.61
6185MHz	Pass	1G	8G	PK	7.265G	2.95	-71.44	-67.87	-67.87		-66.29	-63.34	-21.20	-42.14
6345MHz	Pass	1G	8G	AV	5.046G	2.95	-82.11	-81.50	-81.50		-78.78	-75.83	-41.20	-34.63
6345MHz	Pass	1G	8G	AV	7.25013G	2.95	-78.27	-78.65	-78.65		-75.45	-72.50	-41.20	-31.30
6345MHz	Pass	1G	8G	PK	5.02763G	2.95	-72.37	-73.97	-73.97		-70.09	-67.14	-21.20	-45.94
6345MHz	Pass	1G	8G	PK	7.2755G	2.95	-69.94	-69.98	-69.98		-66.95	-64.00	-21.20	-42.80
802.11ax HEW20_Nss1,(MCSO)_2TX	-	-	-	-	-	-	-	-	-	-	-	-	-	-
6535MHz	Pass	1G	8G	AV	1.00088G	2.00	-70.09	-70.48	-70.48		-67.27	-65.27	-41.20	-24.07
6535MHz	Pass	1G	8G	AV	5.03113G	2.00	-81.81	-81.68	-81.68		-78.73	-76.73	-41.20	-35.53
6535MHz	Pass	1G	8G	AV	7.2965G	2.00	-80.42	-81.12	-81.12		-77.75	-75.75	-41.20	-34.55
6535MHz	Pass	1G	8G	PK	1.00088G	2.00	-66.40	-66.33	-66.33		-63.35	-61.35	-21.20	-40.15
6535MHz	Pass	1G	8G	PK	5.025G	2.00	-73.63	-71.70	-71.70		-69.55	-67.55	-21.20	-46.35
6535MHz	Pass	1G	8G	PK	7.2965G	2.00	-70.30	-73.61	-73.61		-68.64	-66.64	-21.20	-45.44
6695MHz	Pass	1G	8G	AV	1.00088G	2.00	-70.01	-70.27	-70.27		-67.13	-65.13	-41.20	-23.93
6695MHz	Pass	1G	8G	AV	5.04863G	2.00	-81.99	-81.55	-81.55		-78.75	-76.75	-41.20	-35.55
6695MHz	Pass	1G	8G	AV	7.27725G	2.00	-80.41	-81.26	-81.26		-77.80	-75.80	-41.20	-34.60
6695MHz	Pass	1G	8G	PK	1.00088G	2.00	-66.30	-66.52	-66.52		-63.40	-61.40	-21.20	-40.20
6695MHz	Pass	1G	8G	PK	5.01538G	2.00	-73.29	-72.09	-72.09		-69.64	-67.64	-21.20	-46.44
6695MHz	Pass	1G	8G	PK	7.342G	2.00	-72.81	-71.04	-71.04		-68.83	-66.83	-21.20	-45.63
6855MHz	Pass	1G	8G	AV	1.00088G	2.00	-70.04	-70.12	-70.12		-67.07	-65.07	-41.20	-23.87
6855MHz	Pass	1G	8G	AV	5.0495G	2.00	-81.61	-81.99	-81.99		-78.79	-76.79	-41.20	-35.59
6855MHz	Pass	1G	8G	AV	7.2965G	2.00	-80.32	-80.72	-80.72		-77.51	-75.51	-41.20	-34.31
6855MHz	Pass	1G	8G	PK	1.00088G	2.00	-66.07	-66.31	-66.31		-63.18	-61.18	-21.20	-39.98
6855MHz	Pass	1G	8G	PK	5.01713G	2.00	-71.86	-74.39	-74.39		-69.93	-67.93	-21.20	-46.73
6855MHz	Pass	1G	8G	PK	7.30875G	2.00	-73.10	-70.53	-70.53		-68.62	-66.62	-21.20	-45.42
802.11ax HEW40_Nss1,(MCSO)_2TX	-	-	-	-	-	-	-	-	-	-	-	-	-	-
6565MHz	Pass	1G	8G	AV	1.00088G	2.00	-69.98	-70.20	-70.20		-67.08	-65.08	-41.20	-23.88
6565MHz	Pass	1G	8G	AV	5.03638G	2.00	-81.76	-81.95	-81.95		-78.84	-76.84	-41.20	-35.64
6565MHz	Pass	1G	8G	AV	7.2965G	2.00	-80.19	-80.91	-80.91		-77.52	-75.52	-41.20	-34.32
6565MHz	Pass	1G	8G	PK	1.00088G	2.00	-65.91	-66.58	-66.58		-63.22	-61.22	-21.20	-40.02
6565MHz	Pass	1G	8G	PK	5.02588G	2.00	-72.43	-73.50	-73.50		-69.92	-67.92	-21.20	-46.72
6565MHz	Pass	1G	8G	PK	7.27638G	2.00	-72.16	-72.50	-72.50		-69.32	-67.32	-21.20	-46.12
6685MHz	Pass	1G	8G	AV	1.00088G	2.00	-69.96	-70.25	-70.25		-67.09	-65.09	-41.20	-23.89
6685MHz	Pass	1G	8G	AV	5.04338G	2.00	-81.96	-81.63	-81.63		-78.78	-76.78	-41.20	-35.58
6685MHz	Pass	1G	8G	AV	7.2965G	2.00	-80.60	-81.05	-81.05		-77.81	-75.81	-41.20	-34.61
6685MHz	Pass	1G	8G	PK	1.00088G	2.00	-66.20	-65.82	-65.82		-63.00	-61.00	-21.20	-39.80
6685MHz	Pass	1G	8G	PK	5.01275G	2.00	-71.87	-72.53	-72.53		-69.18	-67.18	-21.20	-45.98
6685MHz	Pass	1G	8G	PK	7.293G	2.00	-72.21	-72.48	-72.48		-69.33	-67.33	-21.20	-46.13
6845MHz	Pass	1G	8G	AV	1.00088G	2.00	-69.81	-70.12	-70.12		-66.95	-64.95	-41.20	-23.75
6845MHz	Pass	1G	8G	AV	5.046G	2.00	-81.76	-81.58	-81.58		-78.66	-76.66	-41.20	-35.46
6845MHz	Pass	1G	8G	AV	7.27988G	2.00	-80.54	-80.34	-80.34		-77.43	-75.43	-41.20	-34.23
6845MHz	Pass	1G	8G	PK	1.00088G	2.00	-66.13	-66.10	-66.10		-63.10	-61.10	-21.20	-39.90
6845MHz	Pass	1G	8G	PK	5.03375G	2.00	-72.11	-73.24	-73.24		-69.63	-67.63	-21.20	-46.43
6845MHz	Pass	1G	8G	PK	7.3G	2.00	-73.66	-70.44	-70.44		-68.75	-66.75	-21.20	-45.55
802.11ax HEW80_Nss1,(MCSO)_2TX	-	-	-	-	-	-	-	-	-	-	-	-	-	-
6625MHz	Pass	1G	8G	AV	1.00088G	2.00	-70.00	-70.03	-70.03		-67.00	-65.00	-41.20	-23.80
6625MHz	Pass	1G	8G	AV	5.0495G	2.00	-81.83	-82.02	-82.02		-78.91	-76.91	-41.20	-35.71
6625MHz	Pass	1G	8G	AV	7.2965G	2.00	-80.59	-81.30	-81.30		-77.92	-75.92	-41.20	-34.72
6625MHz	Pass	1G	8G	PK	1.00088G	2.00	-66.26	-66.67	-66.67		-63.45	-61.45	-21.20	-40.25
6625MHz	Pass	1G	8G	PK	5.03375G	2.00	-72.29	-73.73	-73.73		-69.94	-67.94	-21.20	-46.74
6625MHz	Pass	1G	8G	PK	7.33238G	2.00	-71.45	-72.41	-72.41		-68.89	-66.89	-21.20	-45.69
6705MHz	Pass	1G	8G	AV	1.00088G	2.00	-70.02	-70.23	-70.23		-67.11	-65.11	-41.20	-23.91
6705MHz	Pass	1G	8G	AV	5.04425G	2.00	-81.65	-81.93	-81.93		-78.78	-76.78	-41.20	-35.58
6705MHz	Pass	1G	8G	AV	7.2965G	2.00	-79.91	-81.35	-81.35		-77.56	-75.56	-41.20	-34.36
6705MHz	Pass	1G	8G	PK	1.00088G	2.00	-66.51	-66.05	-66.05		-63.26	-61.26	-21.20	-40.06
6705MHz	Pass	1G	8G	PK	5.05038G	2.00	-71.78	-74.71	-74.71		-69.99	-67.99	-21.20	-46.79
6705MHz	Pass	1G	8G	PK	7.28338G	2.00	-72.26	-72.78	-72.78		-69.50	-67.50	-21.20	-46.30
6785MHz	Pass	1G	8G	AV	1.00088G	2.00	-70.20	-70.39	-70.39		-67.28	-65.28	-41.20	-24.08
6785MHz	Pass	1G	8G	AV	5.03813G	2.00	-81.78	-81.91	-81.91		-78.83	-76.83	-41.20	-35.63
6785MHz	Pass	1G	8G	AV	7.2965G	2.00	-81.18	-81.28	-81.28		-78.22	-76.22	-41.20	-35.02
6785MHz	Pass	1G	8G	PK	1.00088G	2.00	-66.17	-66.42	-66.42		-63.28	-61.28	-21.20	-40.08
6785MHz	Pass	1G	8G	PK	5.00225G	2.00	-73.10	-72.93	-72.93		-70.00	-68.00	-21.20	-46.80
6785MHz	Pass	1G	8G	PK	7.251G	2.00	-74.45	-71.32	-71.32		-69.60	-67.60	-21.20	-46.40
802.11ax HEW160_Nss1,(MCSO)_2TX	-	-	-	-	-	-	-	-	-	-	-	-	-	-
6665MHz	Pass	1G	8G	AV	1.00088G	2.00	-69.83	-69.93	-69.93		-66.87	-64.87	-41.20	-23.67
6665MHz	Pass	1G	8G	AV	5.04775G	2.00	-81.91	-81.61	-81.61		-78.75	-76.75	-41.20	-35.55
6665MHz	Pass	1G	8G	AV	7.2755G	2.00	-80.82	-80.74	-80.74		-77.77	-75.77	-41.20	-34.57



CSE (Band Reject Filter)_Radio 2 (Harmonic 1GHz ~ 8GHz)

Appendix D.1

Mode	Result	F-Start (Hz)	F-Stop (Hz)	Type	Freq (Hz)	DG (dBi)	P1 (dBm)	P2 (dBm)	P2 (dBm)	P4 (dBm)	Psum (dBm)	EIRP (dBm)	Limit (dBm)	Margin (dB)
6665MHz	Pass	1G	8G	PK	1.00088G	2.00	-66.28	-66.09	-66.09		-63.17	-61.17	-21.20	-39.97
6665MHz	Pass	1G	8G	PK	5.02413G	2.00	-72.79	-72.58	-72.58		-69.67	-67.67	-21.20	-46.47
6665MHz	Pass	1G	8G	PK	7.30438G	2.00	-73.52	-70.49	-70.49		-68.74	-66.74	-21.20	-45.54
802.11ax HEW20_Nss1,(MCSO)_4TX	-	-	-	-	-	-	-	-	-	-	-	-	-	-
5955MHz	Pass	1G	8G	AV	5.04863G	2.95	-81.91	-81.62	-81.62	-81.79	-75.84	-72.89	-41.20	-31.69
5955MHz	Pass	1G	8G	AV	7.2965G	2.95	-78.57	-80.67	-80.67	-81.66	-74.34	-71.39	-41.20	-30.19
5955MHz	Pass	1G	8G	PK	5.03988G	2.95	-73.67	-72.60	-72.60	-75.21	-67.34	-64.39	-21.20	-43.19
5955MHz	Pass	1G	8G	PK	7.29913G	2.95	-72.19	-72.57	-72.57	-71.59	-66.27	-63.32	-21.20	-42.12
6195MHz	Pass	1G	8G	AV	5.04688G	2.95	-82.06	-82.10	-82.10	-81.56	-75.93	-72.98	-41.20	-31.78
6195MHz	Pass	1G	8G	AV	7.251G	2.95	-79.48	-79.65	-79.65	-80.54	-74.07	-71.12	-41.20	-29.92
6195MHz	Pass	1G	8G	PK	5.02675G	2.95	-73.95	-74.26	-74.26	-74.95	-67.49	-64.54	-21.20	-43.34
6195MHz	Pass	1G	8G	PK	7.3105G	2.95	-72.67	-70.74	-70.74	-71.28	-65.43	-62.48	-21.20	-41.28
6415MHz	Pass	1G	8G	AV	5.03638G	2.95	-81.94	-82.09	-82.09	-81.82	-75.94	-72.99	-41.20	-31.79
6415MHz	Pass	1G	8G	AV	7.2965G	2.95	-79.27	-81.04	-81.04	-81.59	-74.68	-71.73	-41.20	-30.53
6415MHz	Pass	1G	8G	PK	5.025G	2.95	-73.53	-73.47	-73.47	-73.89	-67.33	-64.38	-21.20	-43.18
6415MHz	Pass	1G	8G	PK	7.25013G	2.95	-72.80	-73.98	-73.98	-71.53	-66.76	-63.81	-21.20	-42.61
802.11ax HEW40_Nss1,(MCSO)_4TX	-	-	-	-	-	-	-	-	-	-	-	-	-	-
5965MHz	Pass	1G	8G	AV	5.04863G	2.95	-81.83	-81.88	-81.88	-82.10	-75.91	-72.96	-41.20	-31.76
5965MHz	Pass	1G	8G	AV	7.25013G	2.95	-79.52	-79.39	-79.39	-79.81	-73.61	-70.66	-41.20	-29.46
5965MHz	Pass	1G	8G	PK	5.02238G	2.95	-71.48	-74.05	-74.05	-76.14	-67.62	-64.67	-21.20	-43.47
5965MHz	Pass	1G	8G	PK	7.25275G	2.95	-69.87	-70.69	-70.69	-70.59	-64.81	-61.86	-21.20	-40.66
6205MHz	Pass	1G	8G	AV	5.04775G	2.95	-81.73	-82.07	-82.07	-81.74	-75.94	-72.99	-41.20	-31.79
6205MHz	Pass	1G	8G	AV	7.2965G	2.95	-78.49	-79.85	-79.85	-80.83	-73.82	-70.87	-41.20	-29.67
6205MHz	Pass	1G	8G	PK	5.04513G	2.95	-71.76	-74.28	-74.28	-75.60	-67.58	-64.63	-21.20	-43.43
6205MHz	Pass	1G	8G	PK	7.29738G	2.95	-70.60	-70.84	-70.84	-70.70	-65.23	-62.28	-21.20	-41.08
6405MHz	Pass	1G	8G	AV	5.04338G	2.95	-81.91	-81.77	-81.77	-81.97	-75.95	-73.00	-41.20	-31.80
6405MHz	Pass	1G	8G	AV	7.2965G	2.95	-79.59	-80.62	-80.62	-81.58	-74.68	-71.73	-41.20	-30.53
6405MHz	Pass	1G	8G	PK	5.01363G	2.95	-73.13	-74.29	-74.29	-72.18	-67.51	-64.56	-21.20	-43.36
6405MHz	Pass	1G	8G	PK	7.2965G	2.95	-71.22	-72.69	-72.69	-74.89	-66.68	-63.73	-21.20	-42.53
802.11ax HEW80_Nss1,(MCSO)_4TX	-	-	-	-	-	-	-	-	-	-	-	-	-	-
5985MHz	Pass	1G	8G	AV	5.0495G	2.95	-81.91	-82.08	-82.08	-81.48	-75.91	-72.96	-41.20	-31.76
5985MHz	Pass	1G	8G	AV	7.2965G	2.95	-78.80	-80.66	-80.66	-81.50	-74.28	-71.33	-41.20	-30.13
5985MHz	Pass	1G	8G	PK	5.03113G	2.95	-74.32	-73.11	-73.11	-72.47	-67.53	-64.58	-21.20	-43.38
5985MHz	Pass	1G	8G	PK	7.31313G	2.95	-72.89	-71.67	-71.67	-71.94	-66.62	-63.67	-21.20	-42.47
6225MHz	Pass	1G	8G	AV	5.04688G	2.95	-81.68	-82.00	-82.00	-81.78	-75.89	-72.94	-41.20	-31.74
6225MHz	Pass	1G	8G	AV	7.2965G	2.95	-78.96	-80.14	-80.14	-81.79	-74.40	-71.45	-41.20	-30.25
6225MHz	Pass	1G	8G	PK	5.03725G	2.95	-75.85	-74.00	-74.00	-73.91	-67.80	-64.85	-21.20	-43.65
6225MHz	Pass	1G	8G	PK	7.3G	2.95	-70.65	-70.18	-70.18	-74.87	-65.82	-62.87	-21.20	-41.67
6385MHz	Pass	1G	8G	AV	5.04338G	2.95	-81.83	-81.99	-81.99	-82.03	-75.92	-72.97	-41.20	-31.77
6385MHz	Pass	1G	8G	AV	7.2965G	2.95	-79.05	-80.65	-80.65	-82.36	-74.74	-71.79	-41.20	-30.59
6385MHz	Pass	1G	8G	PK	5.032G	2.95	-75.03	-74.28	-74.28	-72.81	-67.74	-64.79	-21.20	-43.59
6385MHz	Pass	1G	8G	PK	7.28688G	2.95	-73.30	-73.96	-73.96	-75.07	-67.46	-64.51	-21.20	-43.31
802.11ax HEW160_Nss1,(MCSO)_4TX	-	-	-	-	-	-	-	-	-	-	-	-	-	-
6025MHz	Pass	1G	8G	AV	5.04688G	2.95	-82.13	-81.83	-81.83	-81.97	-75.90	-72.95	-41.20	-31.75
6025MHz	Pass	1G	8G	AV	7.25013G	2.95	-80.33	-80.12	-80.12	-80.50	-74.46	-71.51	-41.20	-30.31
6025MHz	Pass	1G	8G	PK	5.0425G	2.95	-73.18	-75.73	-75.73	-73.42	-67.43	-64.48	-21.20	-43.28
6025MHz	Pass	1G	8G	PK	7.3G	2.95	-74.22	-73.08	-73.08	-73.59	-66.69	-63.74	-21.20	-42.54
6185MHz	Pass	1G	8G	AV	5.04425G	2.95	-81.97	-81.77	-81.77	-81.95	-75.92	-72.97	-41.20	-31.77
6185MHz	Pass	1G	8G	AV	7.2965G	2.95	-78.39	-79.81	-79.81	-81.29	-73.90	-70.95	-41.20	-29.75
6185MHz	Pass	1G	8G	PK	5.03463G	2.95	-72.87	-73.19	-73.19	-73.83	-67.47	-64.52	-21.20	-43.32
6185MHz	Pass	1G	8G	PK	7.25188G	2.95	-70.82	-70.73	-70.73	-73.23	-65.79	-62.84	-21.20	-41.64
6345MHz	Pass	1G	8G	AV	5.0495G	2.95	-81.88	-81.64	-81.64	-82.03	-75.82	-72.87	-41.20	-31.67
6345MHz	Pass	1G	8G	AV	7.2965G	2.95	-78.37	-80.27	-80.27	-81.53	-74.09	-71.14	-41.20	-29.94
6345MHz	Pass	1G	8G	PK	5.04163G	2.95	-72.91	-73.29	-73.29	-74.18	-67.68	-64.73	-21.20	-43.53
6345MHz	Pass	1G	8G	PK	7.25188G	2.95	-71.69	-73.06	-73.06	-72.56	-66.09	-63.14	-21.20	-41.94
802.11ax HEW20_Nss1,(MCSO)_4TX	-	-	-	-	-	-	-	-	-	-	-	-	-	-
6535MHz	Pass	1G	8G	AV	5.0355G	2.00	-81.59	-82.09	-82.09	-82.05	-75.88	-73.88	-41.20	-32.68
6535MHz	Pass	1G	8G	AV	7.25013G	2.00	-80.63	-80.80	-80.80	-80.81	-74.69	-72.69	-41.20	-31.49
6535MHz	Pass	1G	8G	PK	5.04338G	2.00	-73.71	-73.03	-73.03	-73.82	-67.65	-65.65	-21.20	-44.45
6535MHz	Pass	1G	8G	PK	7.29825G	2.00	-71.95	-71.89	-71.89	-74.69	-67.02	-65.02	-21.20	-43.82
6695MHz	Pass	1G	8G	AV	5.0495G	2.00	-81.91	-81.97	-81.97	-82.14	-75.89	-73.89	-41.20	-32.69
6695MHz	Pass	1G	8G	AV	7.2965G	2.00	-79.13	-80.55	-80.55	-81.63	-74.63	-72.63	-41.20	-31.43
6695MHz	Pass	1G	8G	PK	5.03638G	2.00	-71.46	-73.26	-73.26	-71.60	-66.65	-64.65	-21.20	-43.45
6695MHz	Pass	1G	8G	PK	7.30875G	2.00	-72.77	-70.71	-70.71	-73.52	-66.84	-64.84	-21.20	-43.64
6855MHz	Pass	1G	8G	AV	5.046G	2.00	-82.11	-81.67	-81.67	-82.30	-75.99	-73.99	-41.20	-32.79
6855MHz	Pass	1G	8G	AV	7.25013G	2.00	-80.22	-80.13	-80.13	-80.65	-74.37	-72.37	-41.20	-31.17
6855MHz	Pass	1G	8G	PK	5.04425G	2.00	-73.28	-73.02	-73.02	-73.76	-67.30	-65.30	-21.20	-44.10
6855MHz	Pass	1G	8G	PK	7.25363G	2.00	-72.15	-72.09	-72.09	-71.44	-66.34	-64.34	-21.20	-43.14
802.11ax HEW40_Nss1,(MCSO)_4TX	-	-	-	-	-	-	-	-	-	-	-	-	-	-
6565MHz	Pass	1G	8G	AV	5.0495G	2.00	-81.96	-82.13	-82.13	-81.92	-75.93	-73.93	-41.20	-32.73



CSE (Band Reject Filter)_Radio 2 (Harmonic 1GHz ~ 8GHz)

Appendix D.1

Mode	Result	F-Start (Hz)	F-Stop (Hz)	Type	Freq (Hz)	DG (dBi)	P1 (dBm)	P2 (dBm)	P2 (dBm)	P4 (dBm)	Psum (dBm)	EIRP (dBm)	Limit (dBm)	Margin (dB)
6565MHz	Pass	1G	8G	AV	7.2965G	2.00	-79.22	-81.09	-81.09	-81.96	-74.77	-72.77	-41.20	-31.57
6565MHz	Pass	1G	8G	PK	5.04163G	2.00	-75.23	-73.02	-73.02	-72.43	-67.44	-65.44	-21.20	-44.24
6565MHz	Pass	1G	8G	PK	7.29563G	2.00	-70.55	-74.91	-74.91	-73.11	-66.49	-64.49	-21.20	-43.29
6685MHz	Pass	1G	8G	AV	5.04513G	2.00	-82.09	-81.81	-81.81	-82.13	-75.92	-73.92	-41.20	-32.72
6685MHz	Pass	1G	8G	AV	7.2965G	2.00	-78.82	-81.01	-81.01	-82.17	-74.64	-72.64	-41.20	-31.44
6685MHz	Pass	1G	8G	PK	5.01975G	2.00	-73.70	-73.12	-73.12	-74.76	-67.48	-65.48	-21.20	-44.28
6685MHz	Pass	1G	8G	PK	7.27813G	2.00	-72.12	-74.23	-74.23	-74.83	-67.15	-65.15	-21.20	-43.95
6845MHz	Pass	1G	8G	AV	5.04863G	2.00	-82.00	-81.87	-81.87	-81.94	-75.87	-73.87	-41.20	-32.67
6845MHz	Pass	1G	8G	AV	7.25013G	2.00	-80.27	-79.76	-79.76	-80.16	-74.29	-72.29	-41.20	-31.09
6845MHz	Pass	1G	8G	PK	5.00313G	2.00	-72.00	-76.06	-76.06	-75.54	-67.69	-65.69	-21.20	-44.49
6845MHz	Pass	1G	8G	PK	7.251G	2.00	-73.80	-70.31	-70.31	-74.26	-66.46	-64.46	-21.20	-43.26
802.11ax HEW90_Nss1,(MCS0)_4TX	-	-	-	-	-	-	-	-	-	-	-	-	-	-
6625MHz	Pass	1G	8G	AV	5.0425G	2.00	-82.02	-81.93	-81.93	-81.93	-75.91	-73.91	-41.20	-32.71
6625MHz	Pass	1G	8G	AV	7.2965G	2.00	-79.06	-80.72	-80.72	-81.69	-74.59	-72.59	-41.20	-31.39
6625MHz	Pass	1G	8G	PK	5.02325G	2.00	-72.74	-74.64	-74.64	-73.56	-67.65	-65.65	-21.20	-44.45
6625MHz	Pass	1G	8G	PK	7.30438G	2.00	-73.76	-72.33	-72.33	-72.92	-67.05	-65.05	-21.20	-43.85
6705MHz	Pass	1G	8G	AV	5.04425G	2.00	-81.56	-81.82	-81.82	-82.10	-75.94	-73.94	-41.20	-32.74
6705MHz	Pass	1G	8G	AV	7.2965G	2.00	-78.82	-80.72	-80.72	-81.96	-74.59	-72.59	-41.20	-31.39
6705MHz	Pass	1G	8G	PK	5.046G	2.00	-75.22	-70.95	-70.95	-74.57	-67.21	-65.21	-21.20	-44.01
6705MHz	Pass	1G	8G	PK	7.307G	2.00	-71.14	-74.00	-74.00	-73.91	-66.65	-64.65	-21.20	-43.45
6785MHz	Pass	1G	8G	AV	5.04513G	2.00	-81.94	-81.96	-81.96	-81.89	-75.90	-73.90	-41.20	-32.70
6785MHz	Pass	1G	8G	AV	7.2965G	2.00	-79.23	-81.12	-81.12	-81.90	-74.91	-72.91	-41.20	-31.71
6785MHz	Pass	1G	8G	PK	5.04775G	2.00	-72.44	-75.20	-75.20	-73.19	-67.68	-65.68	-21.20	-44.48
6785MHz	Pass	1G	8G	PK	7.25013G	2.00	-72.12	-73.34	-73.34	-73.60	-67.13	-65.13	-21.20	-43.93
802.11ax HEW160_Nss1,(MCS0)_4TX	-	-	-	-	-	-	-	-	-	-	-	-	-	-
6665MHz	Pass	1G	8G	AV	5.04513G	2.00	-81.97	-82.00	-82.00	-82.02	-75.90	-73.90	-41.20	-32.70
6665MHz	Pass	1G	8G	AV	7.2965G	2.00	-78.23	-80.54	-80.54	-81.30	-74.11	-72.11	-41.20	-30.91
6665MHz	Pass	1G	8G	PK	5.03113G	2.00	-73.81	-72.90	-72.90	-73.02	-67.55	-65.55	-21.20	-44.35
6665MHz	Pass	1G	8G	PK	7.25013G	2.00	-71.97	-72.65	-72.65	-72.26	-66.25	-64.25	-21.20	-43.05

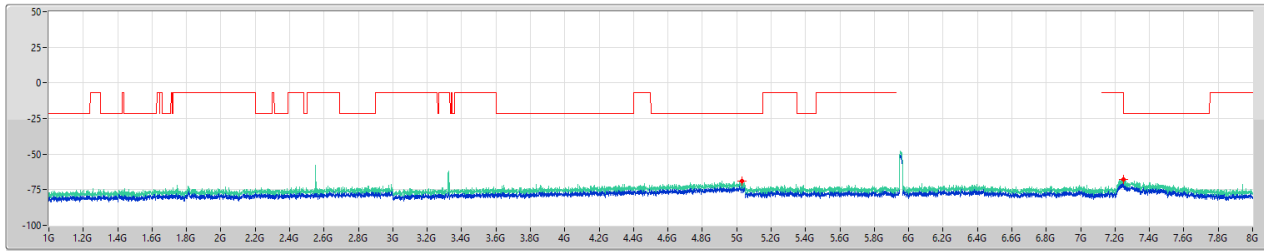
DG = Directional Gain ; PX=Port X; Psum=P1+P2+...PX

5.925-6.425GHz_802.11ax HEW20_Nss1,(MCS0)_1TX

CSE Other [PK]

5955MHz

01/09/2023



Limit.PK
ERP.PK
Port.1

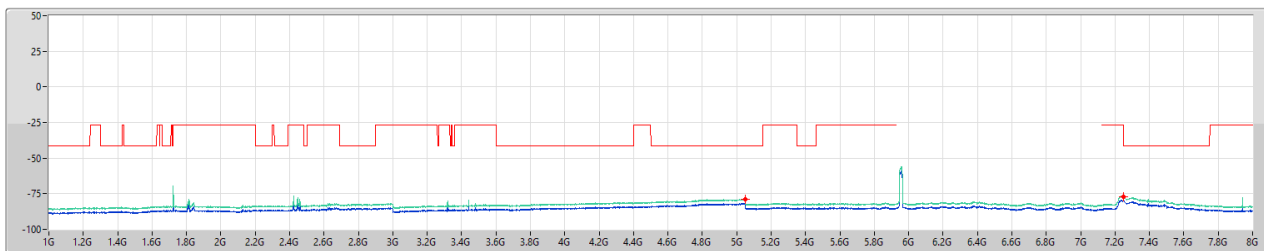
F-Start(Hz)	F-Stop(Hz)	RBW(Hz)	Type	Freq(Hz)	EIRP(dBm)	Limit(dBm)	Margin(dB)	DG(dB)	RefI(dB)	Psum(dBm)	P1(dBm)
1G	8G	1M	PK	5.0285G	-68.99	-21.20	-47.79	2.95	0.00	-71.94	-71.94
1G	8G	1M	PK	7.25013G	-67.95	-21.20	-46.75	2.95	0.00	-70.90	-70.90

5.925-6.425GHz_802.11ax HEW20_Nss1,(MCS0)_1TX

CSE Other [AV]

5955MHz

01/09/2023



Limit.AV
ERP.AV
Port.1

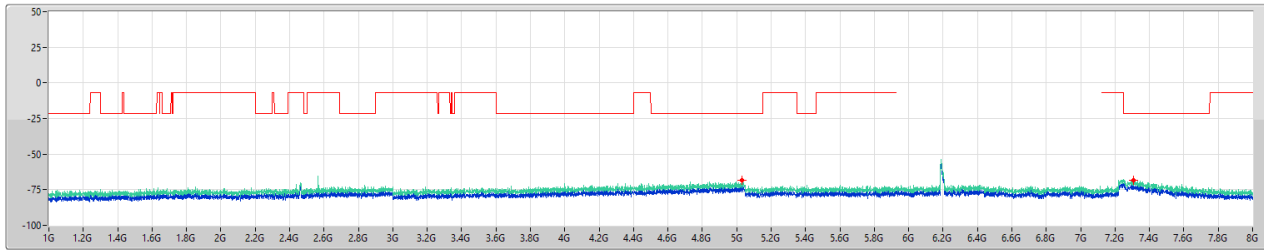
F-Start(Hz)	F-Stop(Hz)	RBW(Hz)	Type	Freq(Hz)	EIRP(dBm)	Limit(dBm)	Margin(dB)	DG(dB)	RefI(dB)	Psum(dBm)	P1(dBm)
1G	8G	1M	AV	5.04863G	-78.90	-41.20	-37.70	2.95	0.00	-81.85	-81.85
1G	8G	1M	AV	7.251G	-77.25	-41.20	-36.05	2.95	0.00	-80.20	-80.20

5.925-6.425GHz_802.11ax HEW20_Nss1,(MCS0)_1TX

CSE Other [PK]

6195MHz

01/09/2023

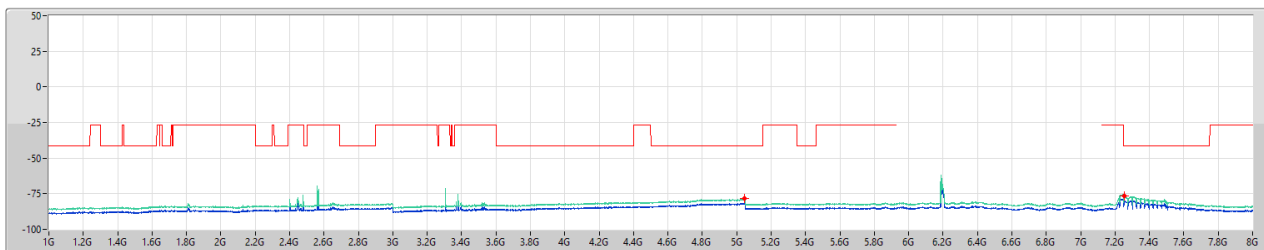


5.925-6.425GHz_802.11ax HEW20_Nss1,(MCS0)_1TX

CSE Other [AV]

6195MHz

01/09/2023

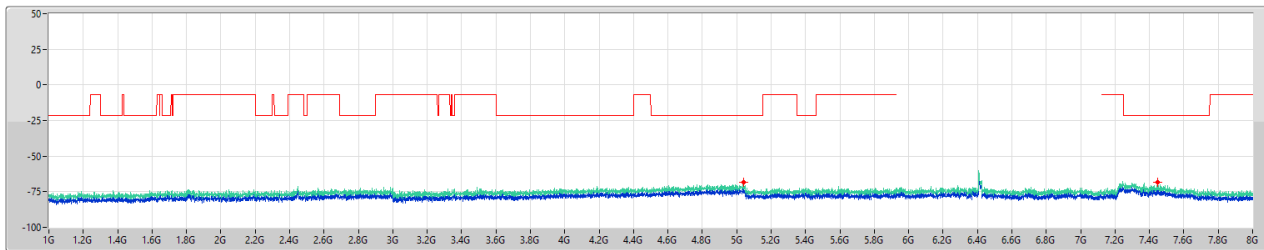


5.925-6.425GHz_802.11ax HEW20_Nss1,(MCS0)_1TX

CSE Other [PK]

6415MHz

01/09/2023



Legend for CSE Other [PK]:

- Limit.PK (Red line)
- ERP.PK (Green line)
- Port 1 (Blue line)

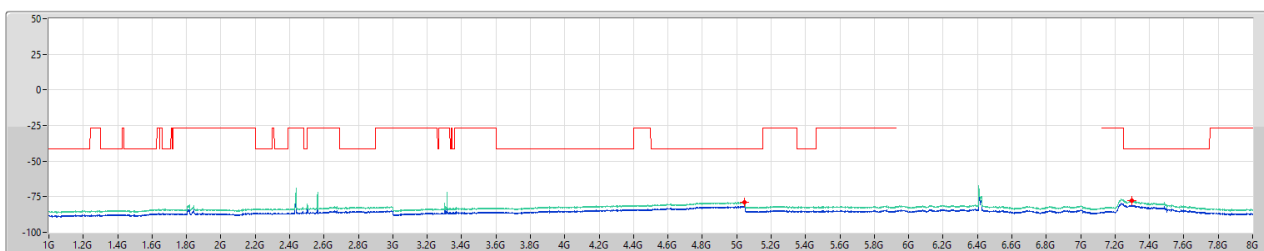
F-Start(Hz)	F-Stop(Hz)	RBW(Hz)	Type	Freq(Hz)	EIRP(dBm)	Limit(dBm)	Margin(dB)	DG(dB)	RefI(dB)	Psum(dBm)	P1(dBm)
1G	8G	1M	PK	5.03988G	-68.39	-21.20	-47.19	2.95	0.00	-71.34	-71.34
1G	8G	1M	PK	7.447G	-68.38	-21.20	-47.18	2.95	0.00	-71.33	-71.33

5.925-6.425GHz_802.11ax HEW20_Nss1,(MCS0)_1TX

CSE Other [AV]

6415MHz

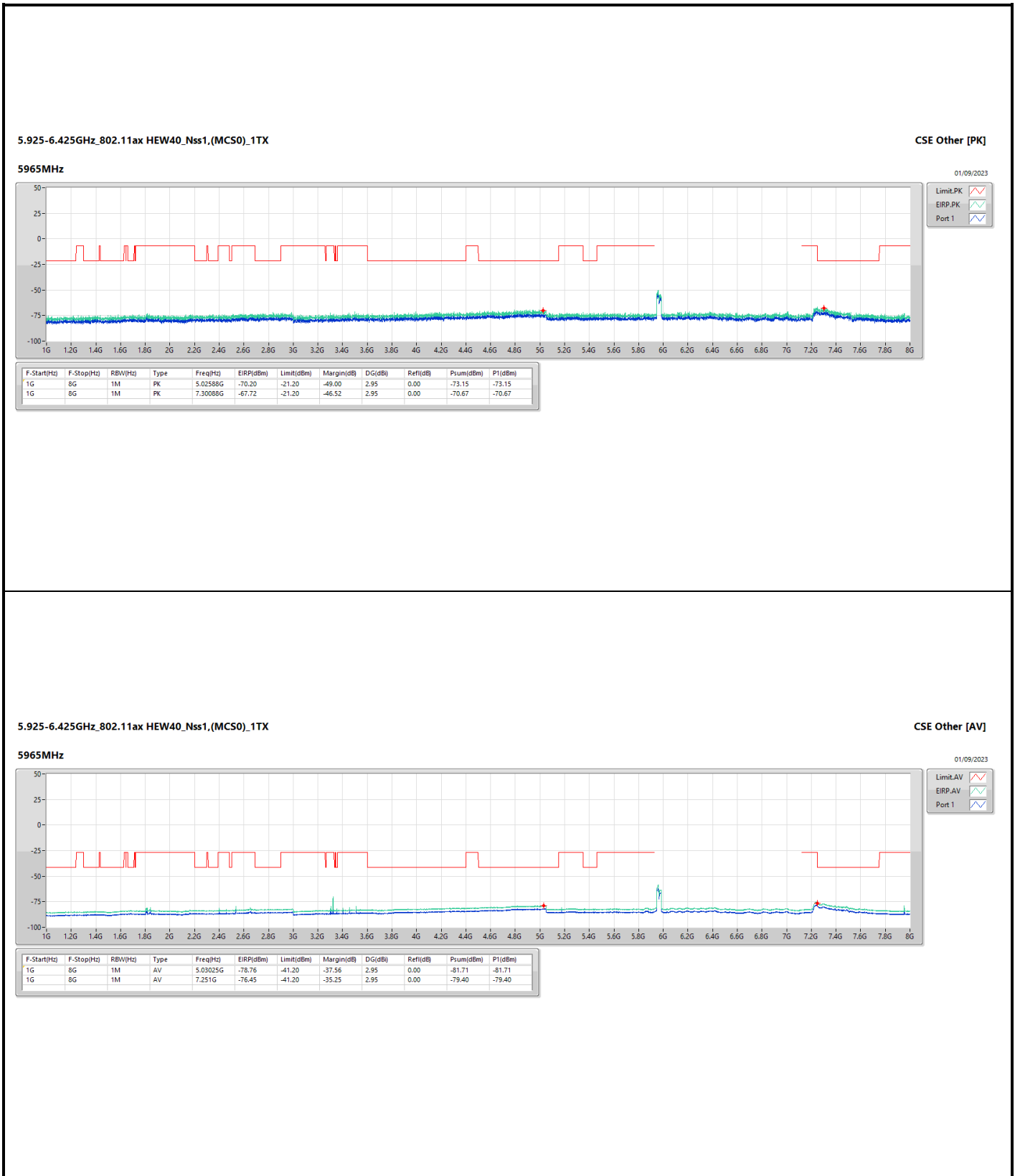
01/09/2023

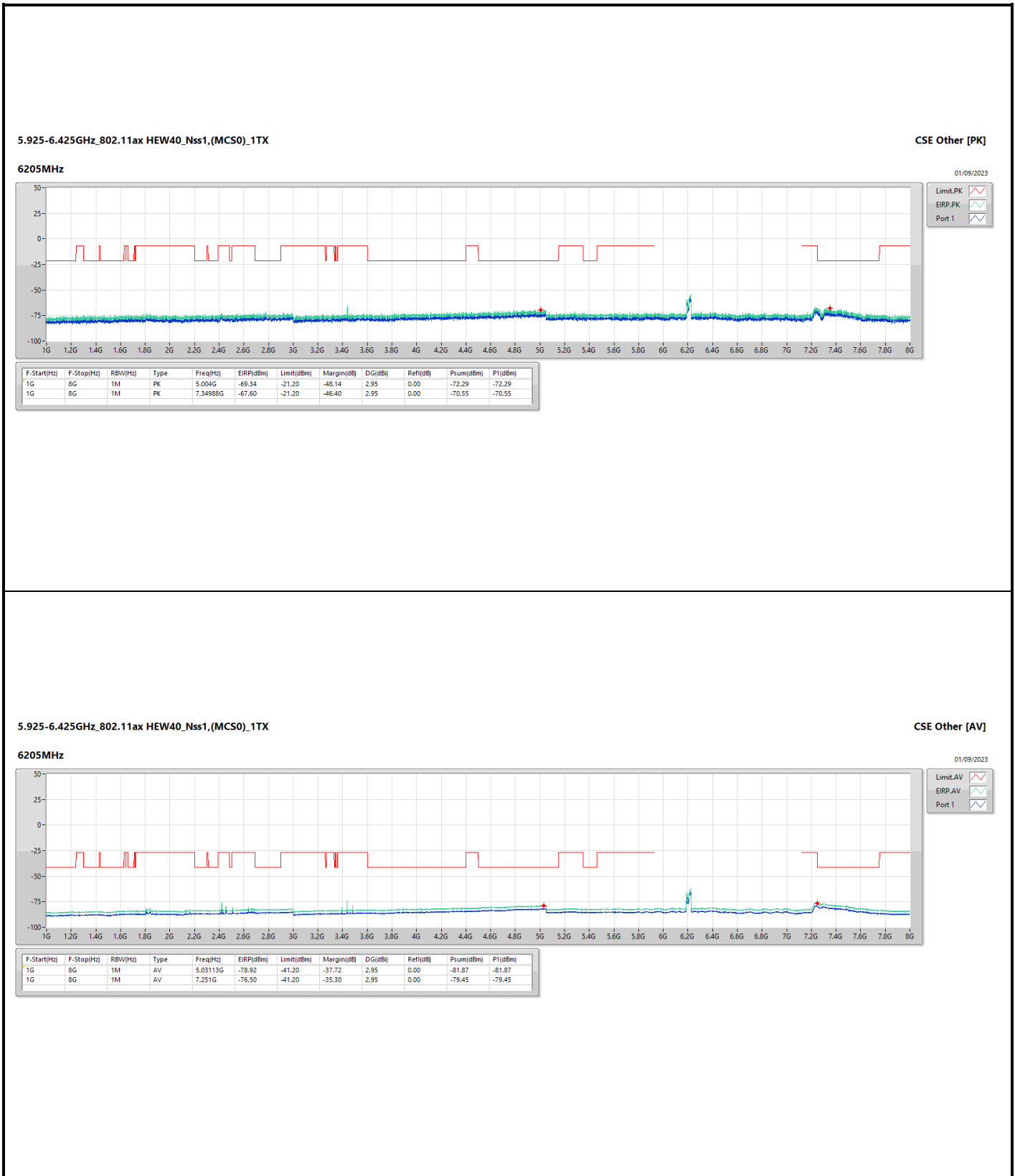


Legend for CSE Other [AV]:

- Limit.AV (Red line)
- ERP.AV (Green line)
- Port 1 (Blue line)

F-Start(Hz)	F-Stop(Hz)	RBW(Hz)	Type	Freq(Hz)	EIRP(dBm)	Limit(dBm)	Margin(dB)	DG(dB)	RefI(dB)	Psum(dBm)	P1(dBm)
1G	8G	1M	AV	5.04513G	-78.83	-41.20	-37.63	2.95	0.00	-81.78	-81.78
1G	8G	1M	AV	7.2965G	-77.75	-41.20	-36.55	2.95	0.00	-80.70	-80.70



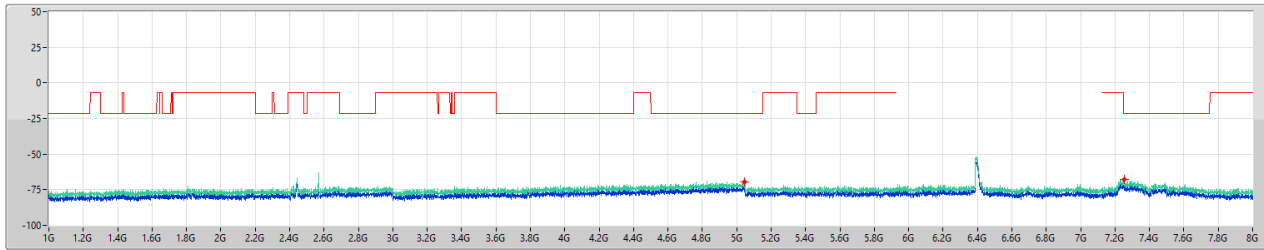


5.925-6.425GHz_802.11ax HEW40_Nss1,(MCS0)_1TX

CSE Other [PK]

6405MHz

01/09/2023



Legend for CSE Other [PK]:
 Limit:PK (Red line)
 ERP:PK (Green line)
 Port 1 (Blue line)

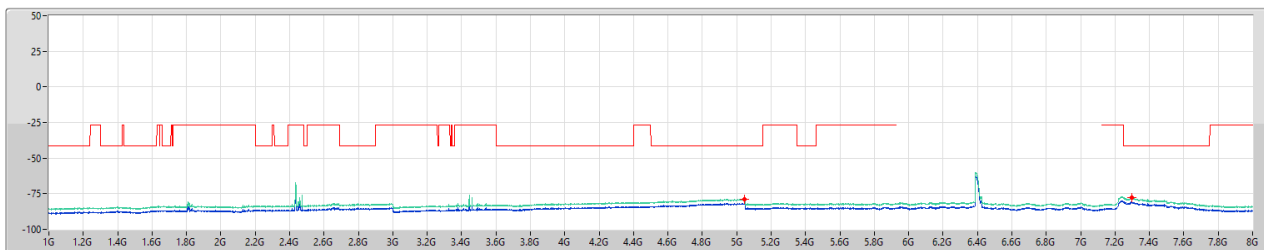
F-Start(Hz)	F-Stop(Hz)	RBW(Hz)	Type	Freq(Hz)	EIRP(dBm)	Limit(dBm)	Margin(dB)	DG(dB)	RefI(dB)	Psum(dBm)	P1(dBm)
1G	8G	1M	PK	5.046G	-69.76	-21.20	-48.56	2.95	0.00	-72.71	-72.71
1G	8G	1M	PK	7.25188G	-68.05	-21.20	-46.85	2.95	0.00	-71.00	-71.00

5.925-6.425GHz_802.11ax HEW40_Nss1,(MCS0)_1TX

CSE Other [AV]

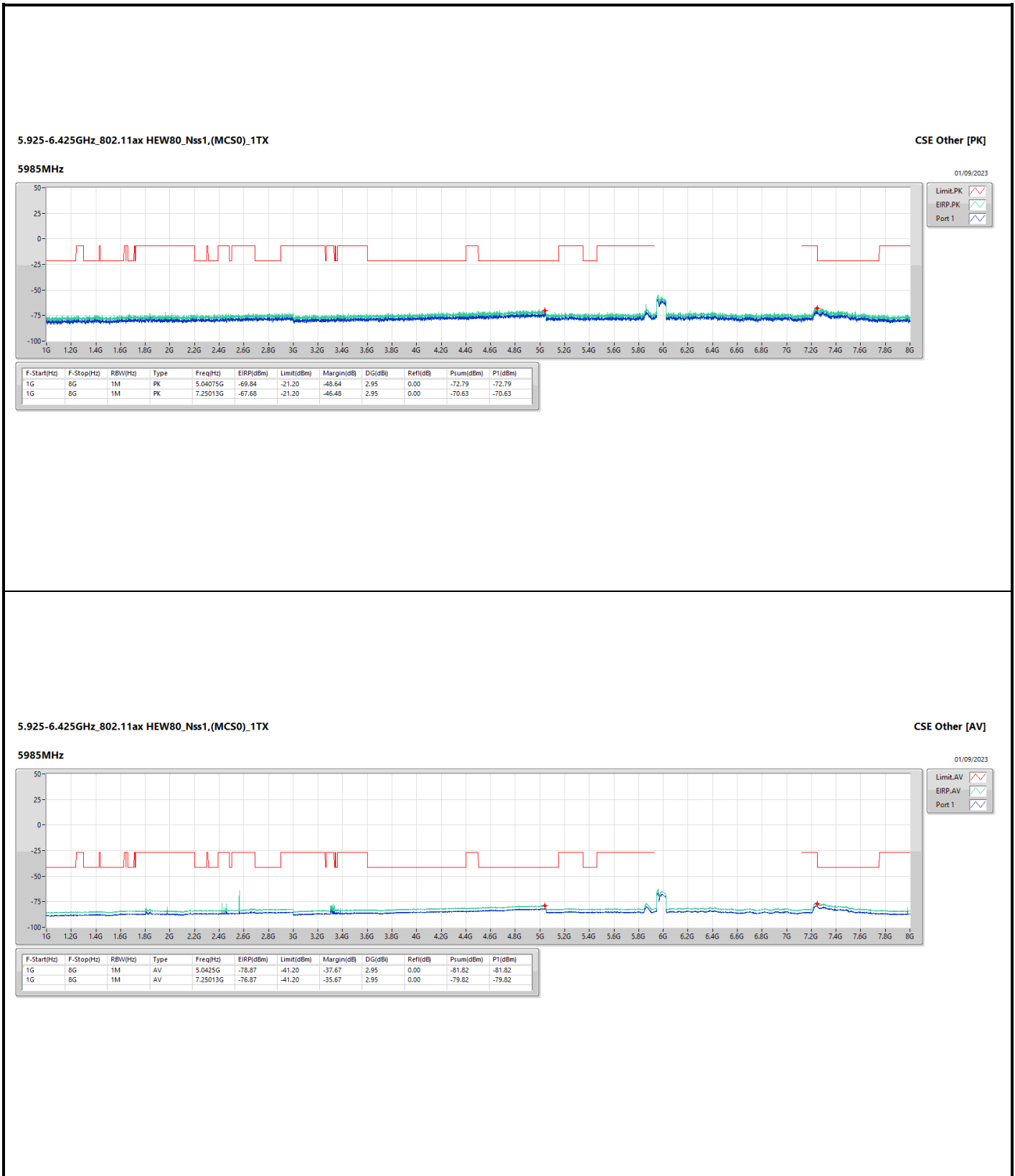
6405MHz

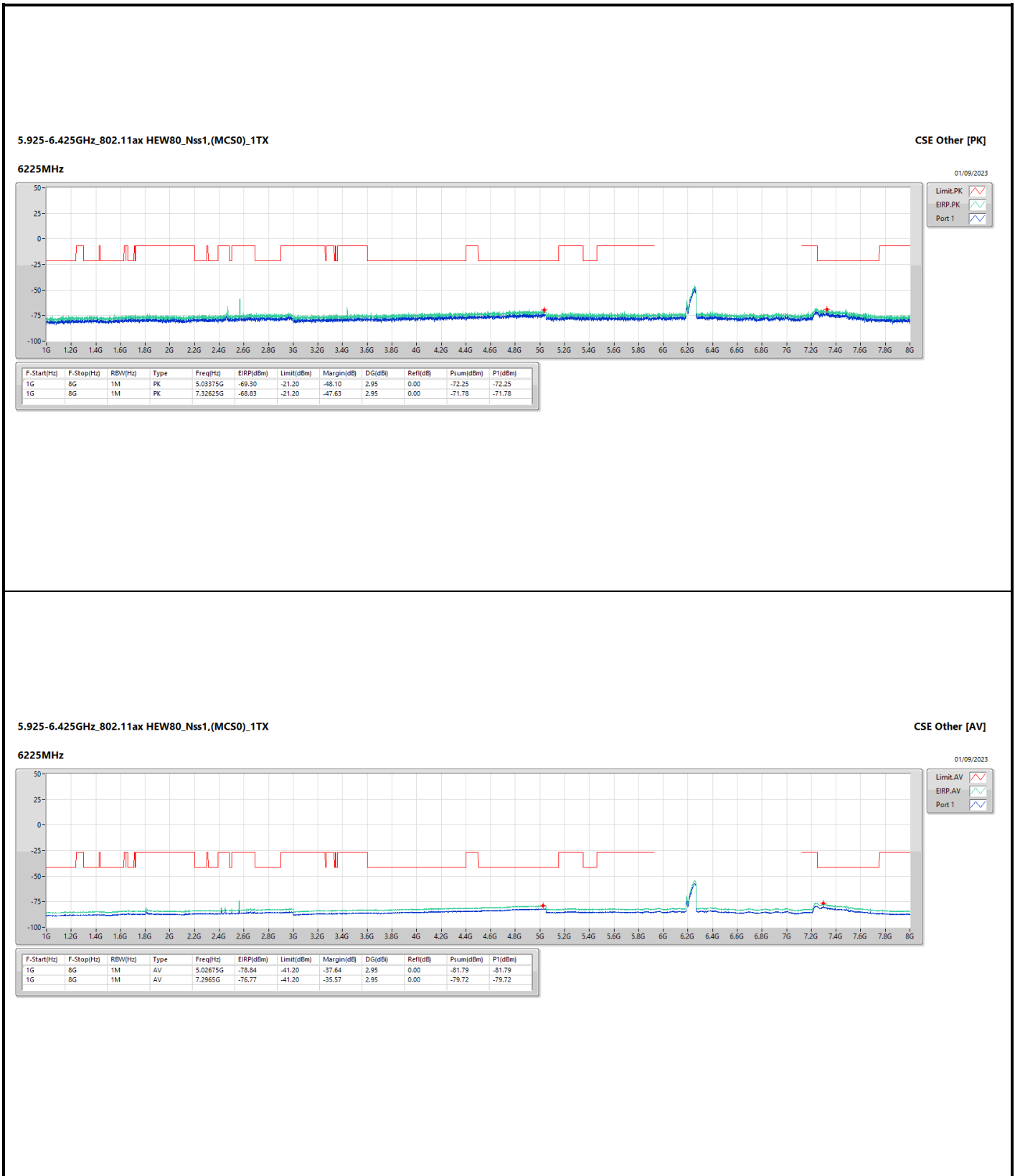
01/09/2023



Legend for CSE Other [AV]:
 Limit:AV (Red line)
 ERP:AV (Green line)
 Port 1 (Blue line)

F-Start(Hz)	F-Stop(Hz)	RBW(Hz)	Type	Freq(Hz)	EIRP(dBm)	Limit(dBm)	Margin(dB)	DG(dB)	RefI(dB)	Psum(dBm)	P1(dBm)
1G	8G	1M	AV	5.04425G	-78.79	-41.20	-37.59	2.95	0.00	-81.74	-81.74
1G	8G	1M	AV	7.2965G	-77.68	-41.20	-36.48	2.95	0.00	-80.63	-80.63



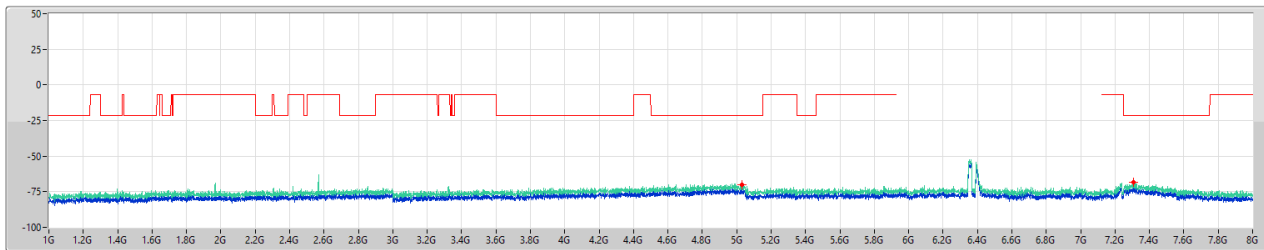


5.925-6.425GHz_802.11ax HEW80_Nss1,(MCS0)_1TX

CSE Other [PK]

6385MHz

01/09/2023



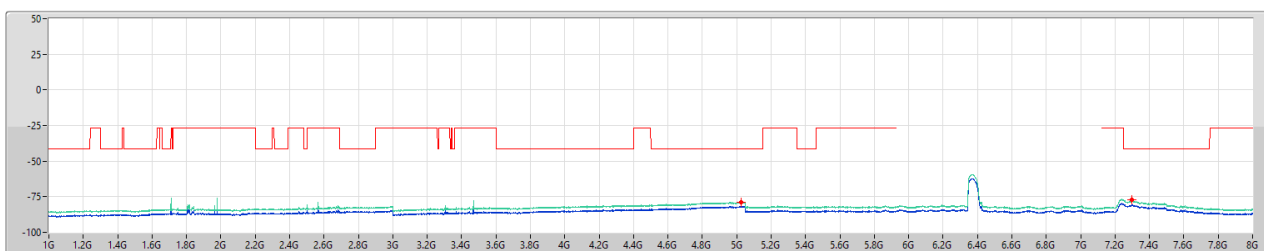
F-Start(Hz)	F-Stop(Hz)	RBW(Hz)	Type	Freq(Hz)	EIRP(dBm)	Limit(dBm)	Margin(dB)	DG(dB)	RefI(dB)	Psum(dBm)	P1(dBm)
1G	8G	1M	PK	5.0285G	-70.27	-21.20	-49.07	2.95	0.00	-73.22	-73.22
1G	8G	1M	PK	7.30875G	-68.30	-21.20	-47.10	2.95	0.00	-71.25	-71.25

5.925-6.425GHz_802.11ax HEW80_Nss1,(MCS0)_1TX

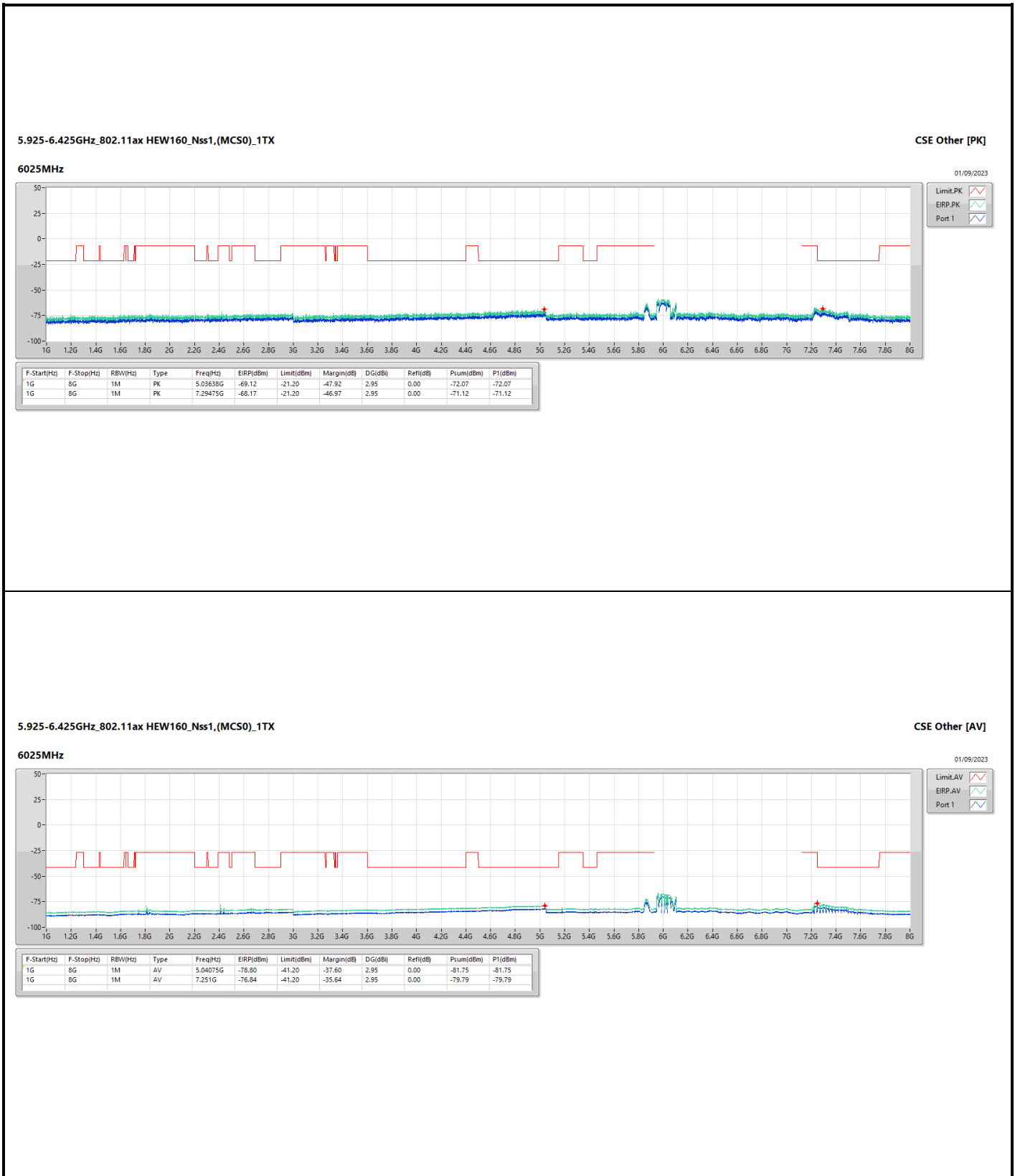
CSE Other [AV]

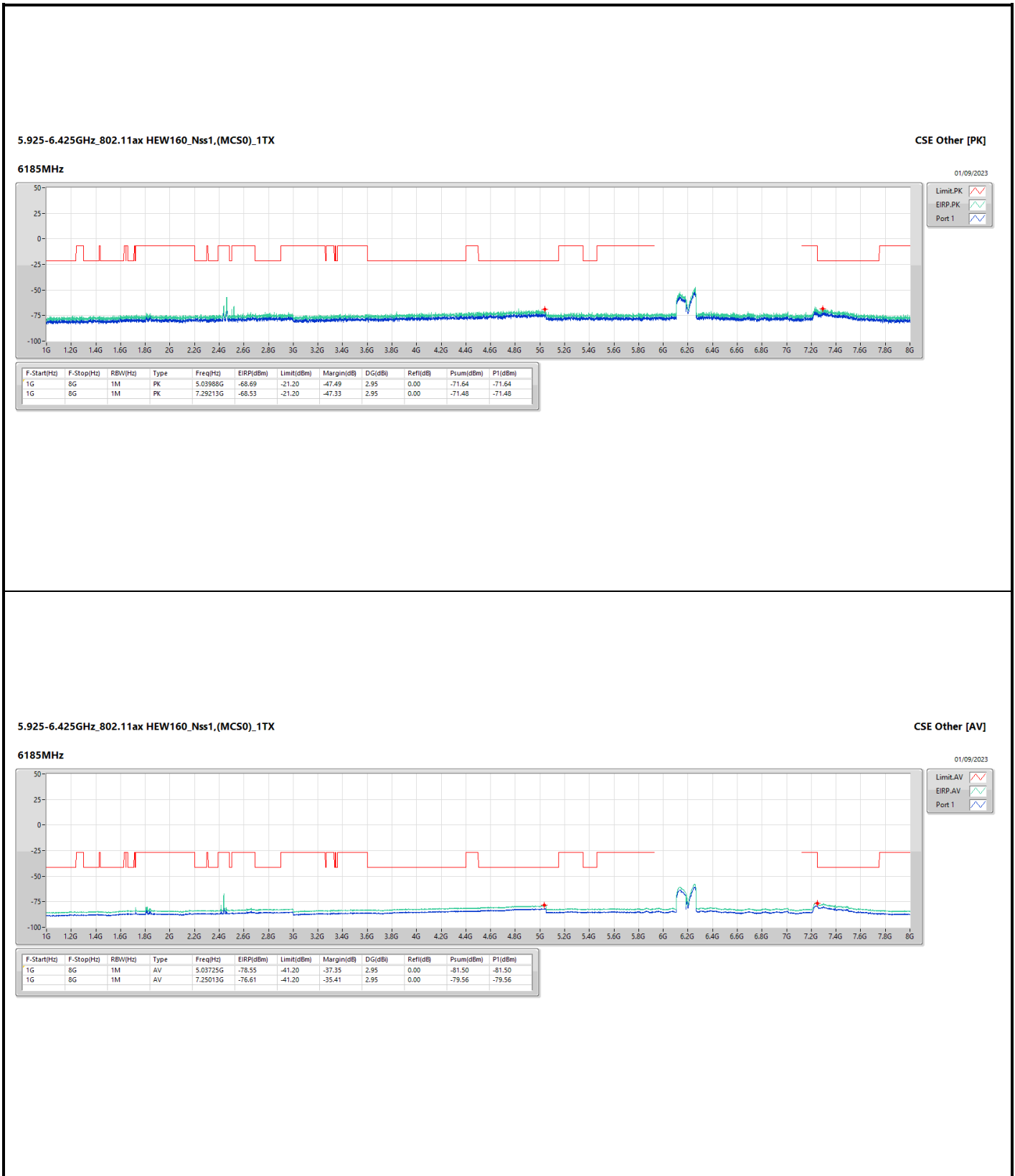
6385MHz

01/09/2023



F-Start(Hz)	F-Stop(Hz)	RBW(Hz)	Type	Freq(Hz)	EIRP(dBm)	Limit(dBm)	Margin(dB)	DG(dB)	RefI(dB)	Psum(dBm)	P1(dBm)
1G	8G	1M	AV	5.02588G	-78.70	-41.20	-37.50	2.95	0.00	-81.65	-81.65
1G	8G	1M	AV	7.2965G	-77.07	-41.20	-35.87	2.95	0.00	-80.02	-80.02



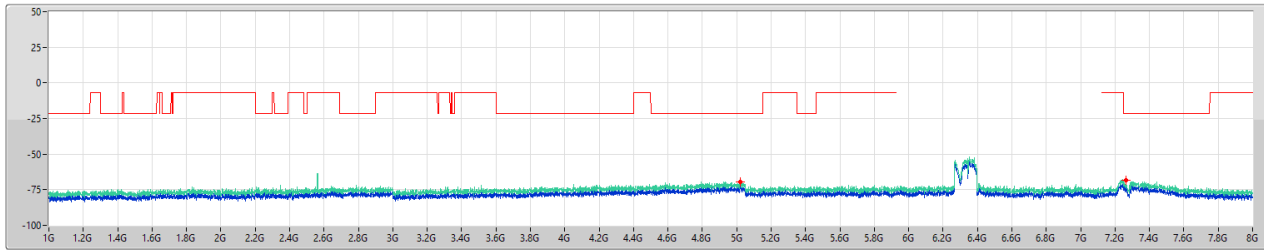


5.925-6.425GHz_802.11ax HEW160_Nss1,(MCS0)_1TX

CSE Other [PK]

6345MHz

01/09/2023



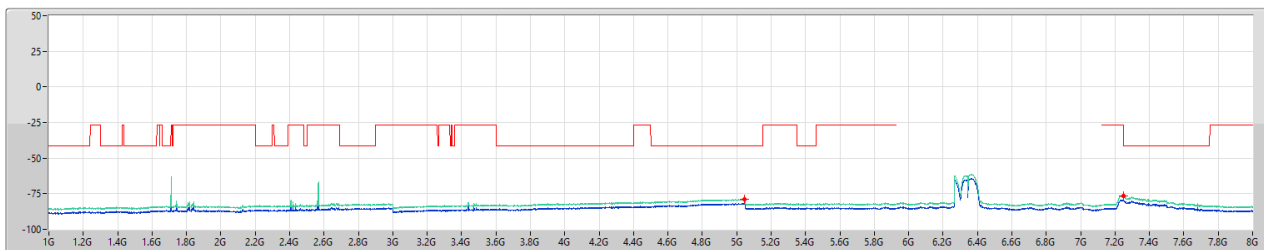
F-Start(Hz)	F-Stop(Hz)	RBW(Hz)	Type	Freq(Hz)	EIRP(dBm)	Limit(dBm)	Margin(dB)	DG(dB)	RefI(dB)	Psum(dBm)	P1(dBm)
1G	8G	1M	PK	5.02063G	-69.35	-21.20	-48.15	2.95	0.00	-72.30	-72.30
1G	8G	1M	PK	7.265G	-68.48	-21.20	-47.28	2.95	0.00	-71.43	-71.43

5.925-6.425GHz_802.11ax HEW160_Nss1,(MCS0)_1TX

CSE Other [AV]

6345MHz

01/09/2023



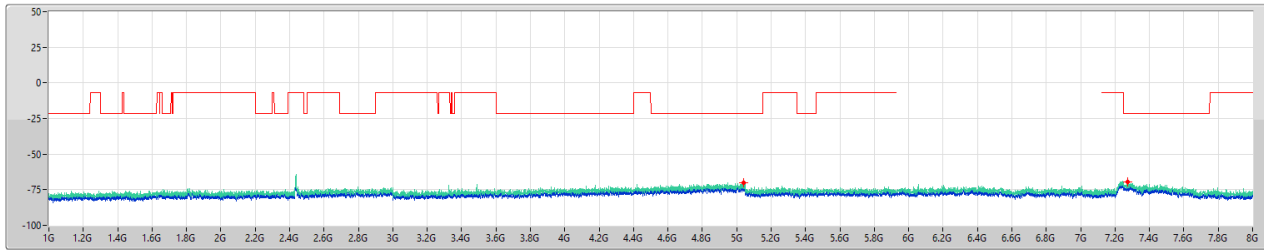
F-Start(Hz)	F-Stop(Hz)	RBW(Hz)	Type	Freq(Hz)	EIRP(dBm)	Limit(dBm)	Margin(dB)	DG(dB)	RefI(dB)	Psum(dBm)	P1(dBm)
1G	8G	1M	AV	5.046G	-78.80	-41.20	-37.60	2.95	0.00	-81.75	-81.75
1G	8G	1M	AV	7.251G	-76.79	-41.20	-35.59	2.95	0.00	-79.74	-79.74

6.525-6.875GHz_802.11ax HEW20_Nss1,(MCS0)_1TX

CSE Other [PK]

6535MHz

01/09/2023



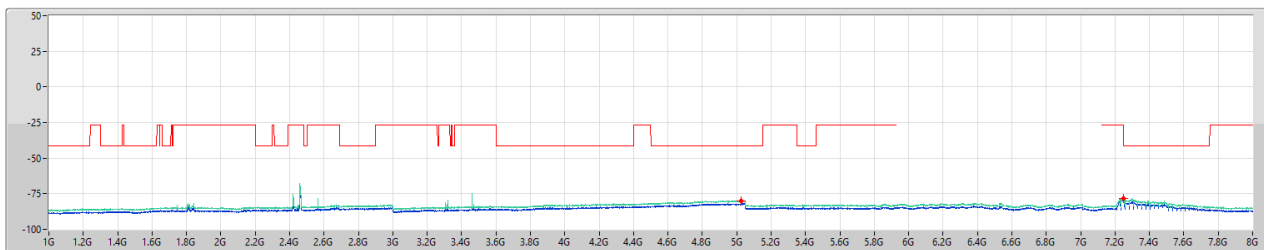
F-Start(Hz)	F-Stop(Hz)	RBW(Hz)	Type	Freq(Hz)	EIRP(dBm)	Limit(dBm)	Margin(dB)	DG(dB)	RefI(dB)	Psum(dBm)	P1(dBm)
1G	8G	1M	PK	5.03813G	-70.32	-21.20	-49.12	2.00	0.00	-72.32	-72.32
1G	8G	1M	PK	7.27113G	-69.55	-21.20	-48.35	2.00	0.00	-71.55	-71.55

6.525-6.875GHz_802.11ax HEW20_Nss1,(MCS0)_1TX

CSE Other [AV]

6535MHz

01/09/2023



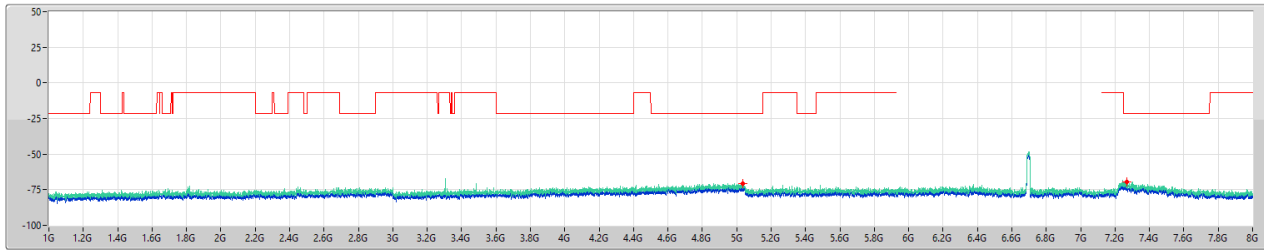
F-Start(Hz)	F-Stop(Hz)	RBW(Hz)	Type	Freq(Hz)	EIRP(dBm)	Limit(dBm)	Margin(dB)	DG(dB)	RefI(dB)	Psum(dBm)	P1(dBm)
1G	8G	1M	AV	5.02413G	-79.91	-41.20	-38.71	2.00	0.00	-81.91	-81.91
1G	8G	1M	AV	7.25013G	-78.36	-41.20	-37.16	2.00	0.00	-80.36	-80.36

6.525-6.875GHz_802.11ax HEW20_Nss1,(MCS0)_1TX

CSE Other [PK]

6695MHz

01/09/2023

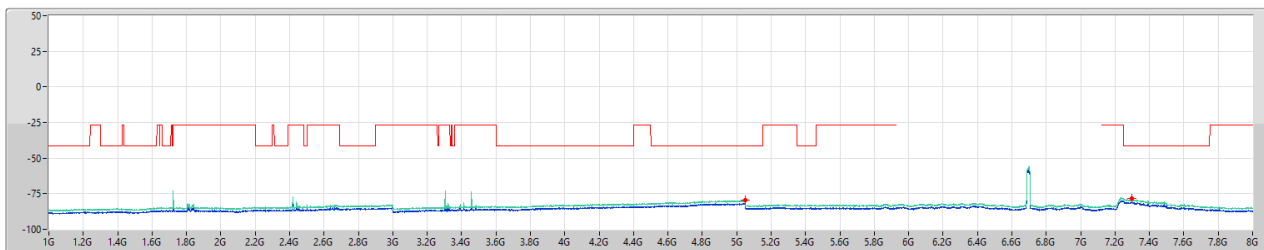


6.525-6.875GHz_802.11ax HEW20_Nss1,(MCS0)_1TX

CSE Other [AV]

6695MHz

01/09/2023

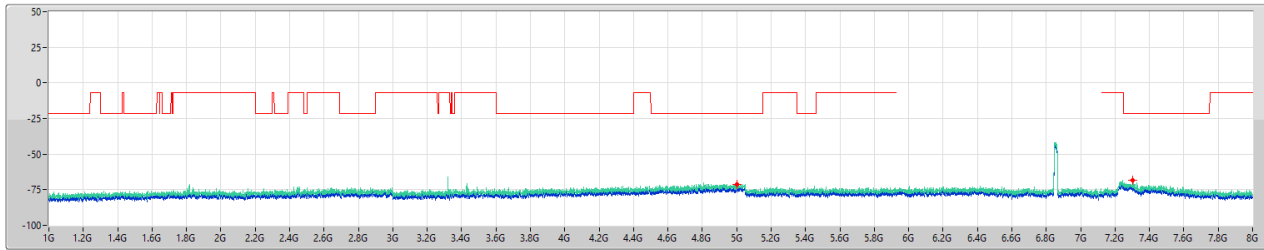


6.525-6.875GHz_802.11ax HEW20_Nss1,(MCS0)_1TX

CSE Other [PK]

6855MHz

01/09/2023



Legend for CSE Other [PK]:
 Limit-PK (Red line)
 ERP-PK (Green line)
 Port 1 (Blue line)

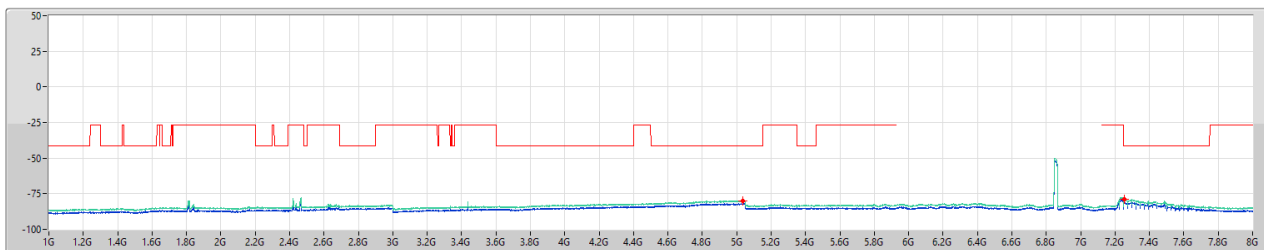
F-Start(Hz)	F-Stop(Hz)	RBW(Hz)	Type	Freq(Hz)	EIRP(dBm)	Limit(dBm)	Margin(dB)	DG(dB)	RefI(dB)	Psum(dBm)	P1(dBm)
1G	8G	1M	PK	5.00313G	-71.08	-21.20	-49.88	2.00	0.00	-73.08	-73.08
1G	8G	1M	PK	7.30438G	-68.52	-21.20	-47.32	2.00	0.00	-70.52	-70.52

6.525-6.875GHz_802.11ax HEW20_Nss1,(MCS0)_1TX

CSE Other [AV]

6855MHz

01/09/2023



Legend for CSE Other [AV]:
 Limit-AV (Red line)
 ERP-AV (Green line)
 Port 1 (Blue line)

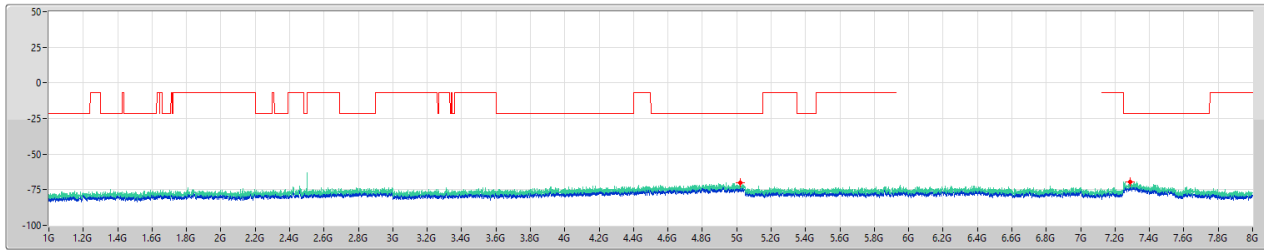
F-Start(Hz)	F-Stop(Hz)	RBW(Hz)	Type	Freq(Hz)	EIRP(dBm)	Limit(dBm)	Margin(dB)	DG(dB)	RefI(dB)	Psum(dBm)	P1(dBm)
1G	8G	1M	AV	5.03288G	-79.81	-41.20	-38.61	2.00	0.00	-81.81	-81.81
1G	8G	1M	AV	7.25275G	-78.62	-41.20	-37.42	2.00	0.00	-80.62	-80.62

6.525-6.875GHz_802.11ax_HEW40_Nss1,(MCS0)_1TX

CSE Other [PK]

6565MHz

01/09/2023



Legend for CSE Other [PK]:
 Limit:PK (Red line)
 ERP:PK (Green line)
 Port 1 (Blue line)

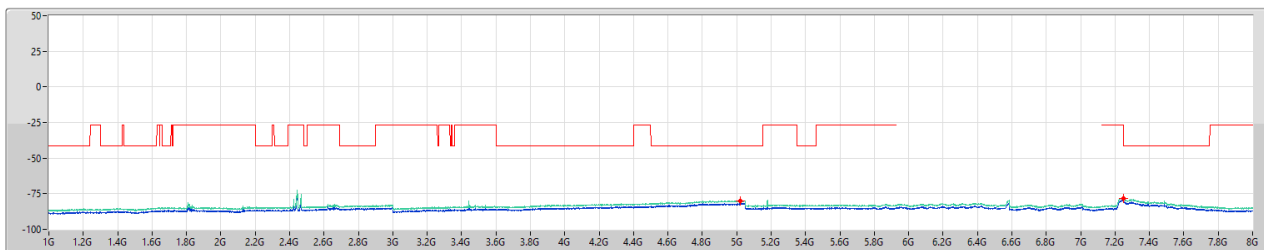
F-Start(Hz)	F-Stop(Hz)	RBW(Hz)	Type	Freq(Hz)	EIRP(dBm)	Limit(dBm)	Margin(dB)	DG(dB)	RefI(dB)	Psum(dBm)	P1(dBm)
1G	8G	1M	PK	5.01888G	-70.13	-21.20	-48.93	2.00	0.00	-72.13	-72.13
1G	8G	1M	PK	7.2895G	-69.74	-21.20	-48.54	2.00	0.00	-71.74	-71.74

6.525-6.875GHz_802.11ax_HEW40_Nss1,(MCS0)_1TX

CSE Other [AV]

6565MHz

01/09/2023



Legend for CSE Other [AV]:
 Limit:AV (Red line)
 ERP:AV (Green line)
 Port 1 (Blue line)

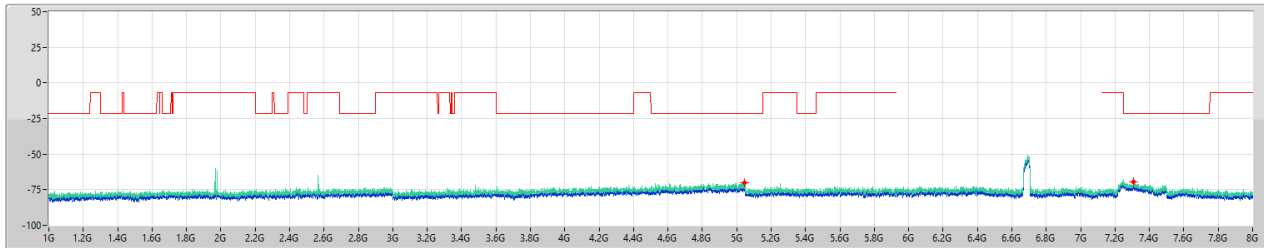
F-Start(Hz)	F-Stop(Hz)	RBW(Hz)	Type	Freq(Hz)	EIRP(dBm)	Limit(dBm)	Margin(dB)	DG(dB)	RefI(dB)	Psum(dBm)	P1(dBm)
1G	8G	1M	AV	5.02063G	-79.97	-41.20	-38.77	2.00	0.00	-81.97	-81.97
1G	8G	1M	AV	7.251G	-78.11	-41.20	-36.91	2.00	0.00	-80.11	-80.11

6.525-6.875GHz_802.11ax HEW40_Nss1,(MCS0)_1TX

CSE Other [PK]

6685MHz

01/09/2023



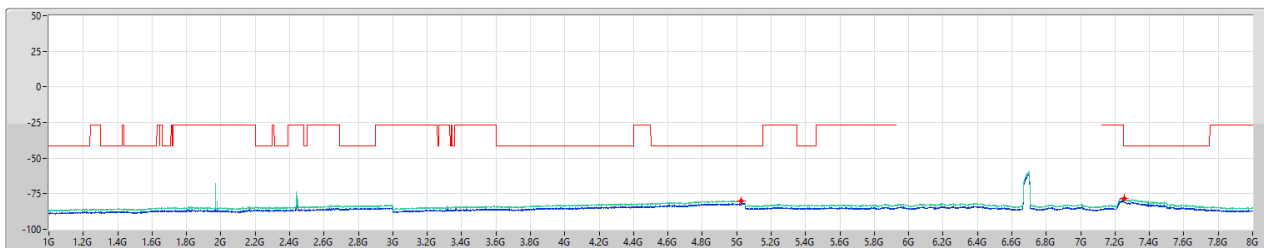
F-Start(Hz)	F-Stop(Hz)	RBW(Hz)	Type	Freq(Hz)	EIRP(dBm)	Limit(dBm)	Margin(dB)	DG(dB)	RefI(dB)	Psum(dBm)	P1(dBm)
1G	8G	1M	PK	5.04688G	-69.94	-21.20	-48.74	2.00	0.00	-71.94	-71.94
1G	8G	1M	PK	7.30613G	-69.81	-21.20	-48.61	2.00	0.00	-71.81	-71.81

6.525-6.875GHz_802.11ax HEW40_Nss1,(MCS0)_1TX

CSE Other [AV]

6685MHz

01/09/2023



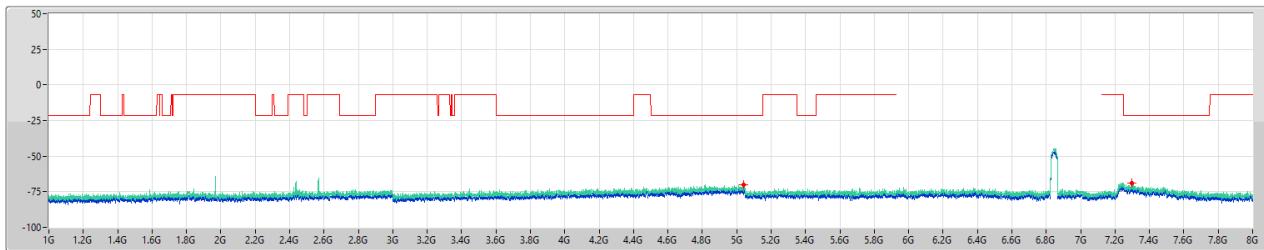
F-Start(Hz)	F-Stop(Hz)	RBW(Hz)	Type	Freq(Hz)	EIRP(dBm)	Limit(dBm)	Margin(dB)	DG(dB)	RefI(dB)	Psum(dBm)	P1(dBm)
1G	8G	1M	AV	5.02763G	-79.85	-41.20	-38.65	2.00	0.00	-81.85	-81.85
1G	8G	1M	AV	7.25275G	-78.09	-41.20	-36.89	2.00	0.00	-80.09	-80.09

6.525-6.875GHz_802.11ax HEW40_Nss1,(MCS0)_1TX

CSE Other [PK]

6845MHz

01/09/2023



Limit:PK

ERP:PK

Port 1

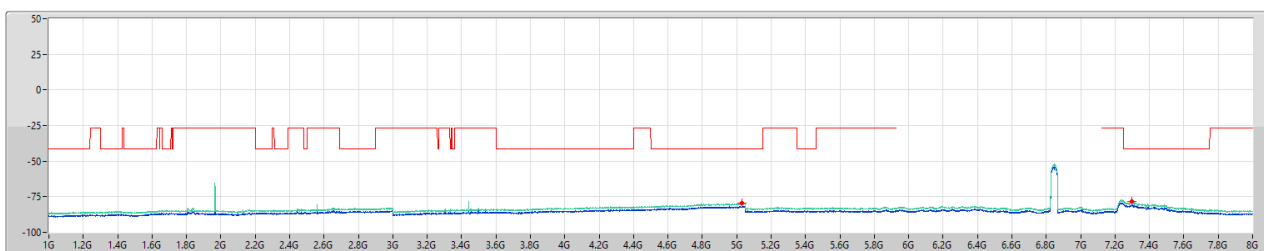
F-Start(Hz)	F-Stop(Hz)	RBW(Hz)	Type	Freq(Hz)	EIRP(dBm)	Limit(dBm)	Margin(dB)	DG(dB)	Ref1(dB)	Psum(dBm)	P1(dBm)
1G	8G	1M	PK	5.0425G	-69.85	-21.20	-48.65	2.00	0.00	-71.85	-71.85
1G	8G	1M	PK	7.29563G	-69.03	-21.20	-47.83	2.00	0.00	-71.03	-71.03

6.525-6.875GHz_802.11ax HEW40_Nss1,(MCS0)_1TX

CSE Other [AV]

6845MHz

01/09/2023



Limit:AV

ERP:AV

Port 1

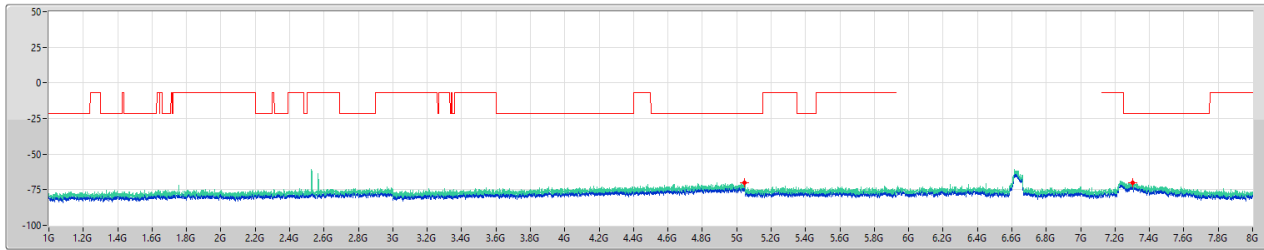
F-Start(Hz)	F-Stop(Hz)	RBW(Hz)	Type	Freq(Hz)	EIRP(dBm)	Limit(dBm)	Margin(dB)	DG(dB)	Ref1(dB)	Psum(dBm)	P1(dBm)
1G	8G	1M	AV	5.03113G	-79.75	-41.20	-38.55	2.00	0.00	-81.75	-81.75
1G	8G	1M	AV	7.2965G	-78.25	-41.20	-37.05	2.00	0.00	-80.25	-80.25

6.525-6.875GHz_802.11ax HEW80_Nss1,(MCS0)_1TX

CSE Other [PK]

6625MHz

01/09/2023

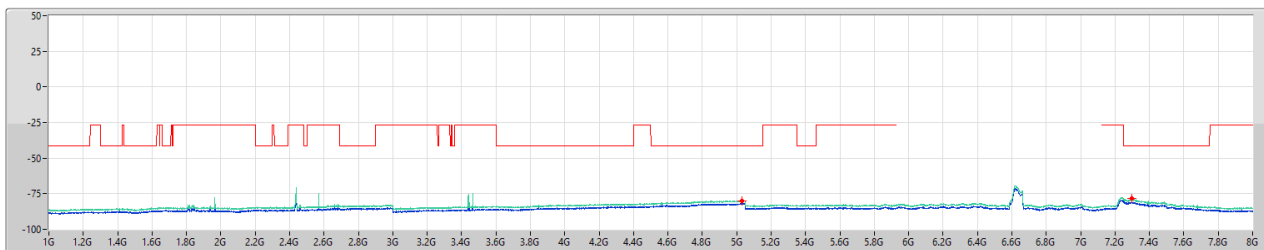


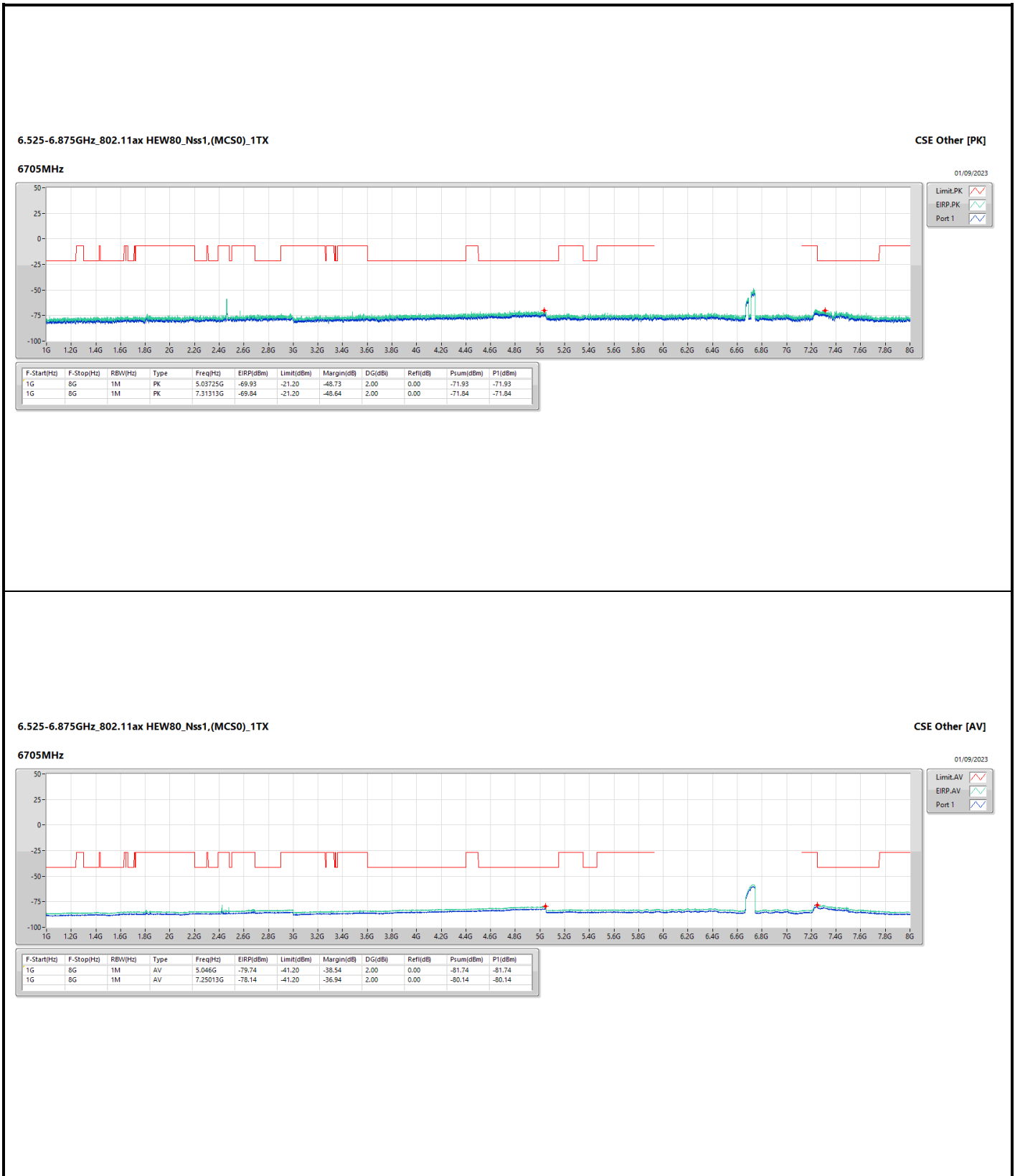
6.525-6.875GHz_802.11ax HEW80_Nss1,(MCS0)_1TX

CSE Other [AV]

6625MHz

01/09/2023



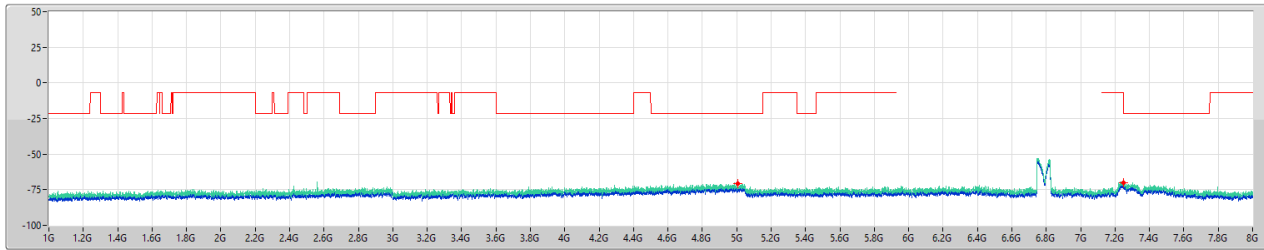


6.525-6.875GHz_802.11ax HEW80_Nss1,(MCS0)_1TX

CSE Other [PK]

6785MHz

01/09/2023



Legend for CSE Other [PK]:
 Limit:PK (Red line)
 ERP:PK (Blue line)
 Port 1 (Blue line)

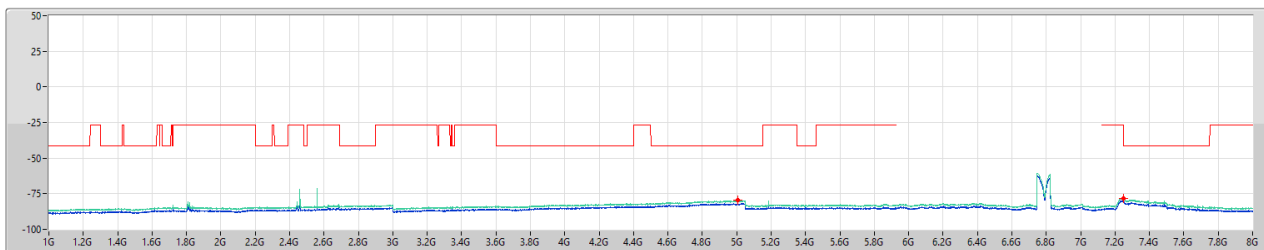
F-Start(Hz)	F-Stop(Hz)	RBW(Hz)	Type	Freq(Hz)	EIRP(dBm)	Limit(dBm)	Margin(dB)	DG(dB)	RefI(dB)	Psum(dBm)	P1(dBm)
1G	8G	1M	PK	5.00575G	-70.85	-21.20	-49.65	2.00	0.00	-72.85	-72.85
1G	8G	1M	PK	7.25013G	-69.89	-21.20	-48.69	2.00	0.00	-71.89	-71.89

6.525-6.875GHz_802.11ax HEW80_Nss1,(MCS0)_1TX

CSE Other [AV]

6785MHz

01/09/2023



Legend for CSE Other [AV]:
 Limit:AV (Red line)
 ERP:AV (Blue line)
 Port 1 (Blue line)

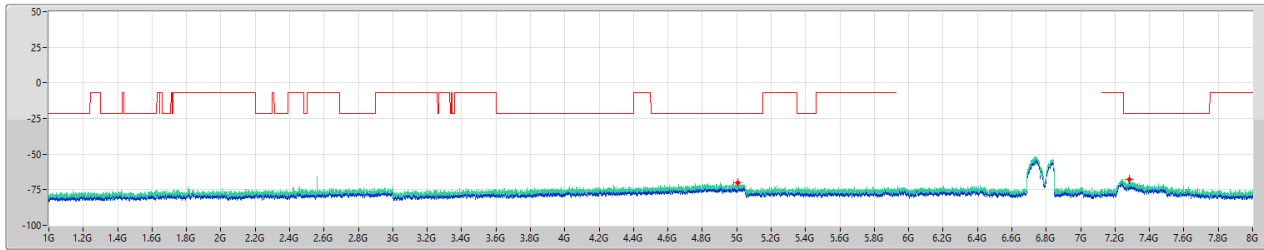
F-Start(Hz)	F-Stop(Hz)	RBW(Hz)	Type	Freq(Hz)	EIRP(dBm)	Limit(dBm)	Margin(dB)	DG(dB)	RefI(dB)	Psum(dBm)	P1(dBm)
1G	8G	1M	AV	5.004G	-79.67	-41.20	-38.47	2.00	0.00	-81.67	-81.67
1G	8G	1M	AV	7.25013G	-78.61	-41.20	-37.41	2.00	0.00	-80.61	-80.61

6.525-6.875GHz_802.11ax HEW160_Nss1,(MCS0)_1TX

CSE Other [PK]

6665MHz

01/09/2023



Legend for CSE Other [PK]:
 Limit:PK (Red line)
 ERP:PK (Blue line)
 Port 1 (Blue line)

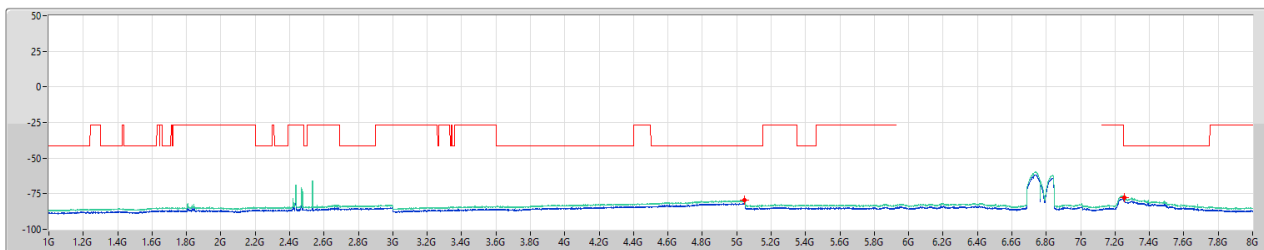
F-Start(Hz)	F-Stop(Hz)	RBW(Hz)	Type	Freq(Hz)	EIRP(dBm)	Limit(dBm)	Margin(dB)	DG(dB)	Ref(dB)	Psum(dBm)	P1(dBm)
1G	8G	1M	PK	5.00838G	-70.11	-21.20	-48.91	2.00	0.00	-72.11	-72.11
1G	8G	1M	PK	7.28163G	-67.83	-21.20	-46.63	2.00	0.00	-69.83	-69.83

6.525-6.875GHz_802.11ax HEW160_Nss1,(MCS0)_1TX

CSE Other [AV]

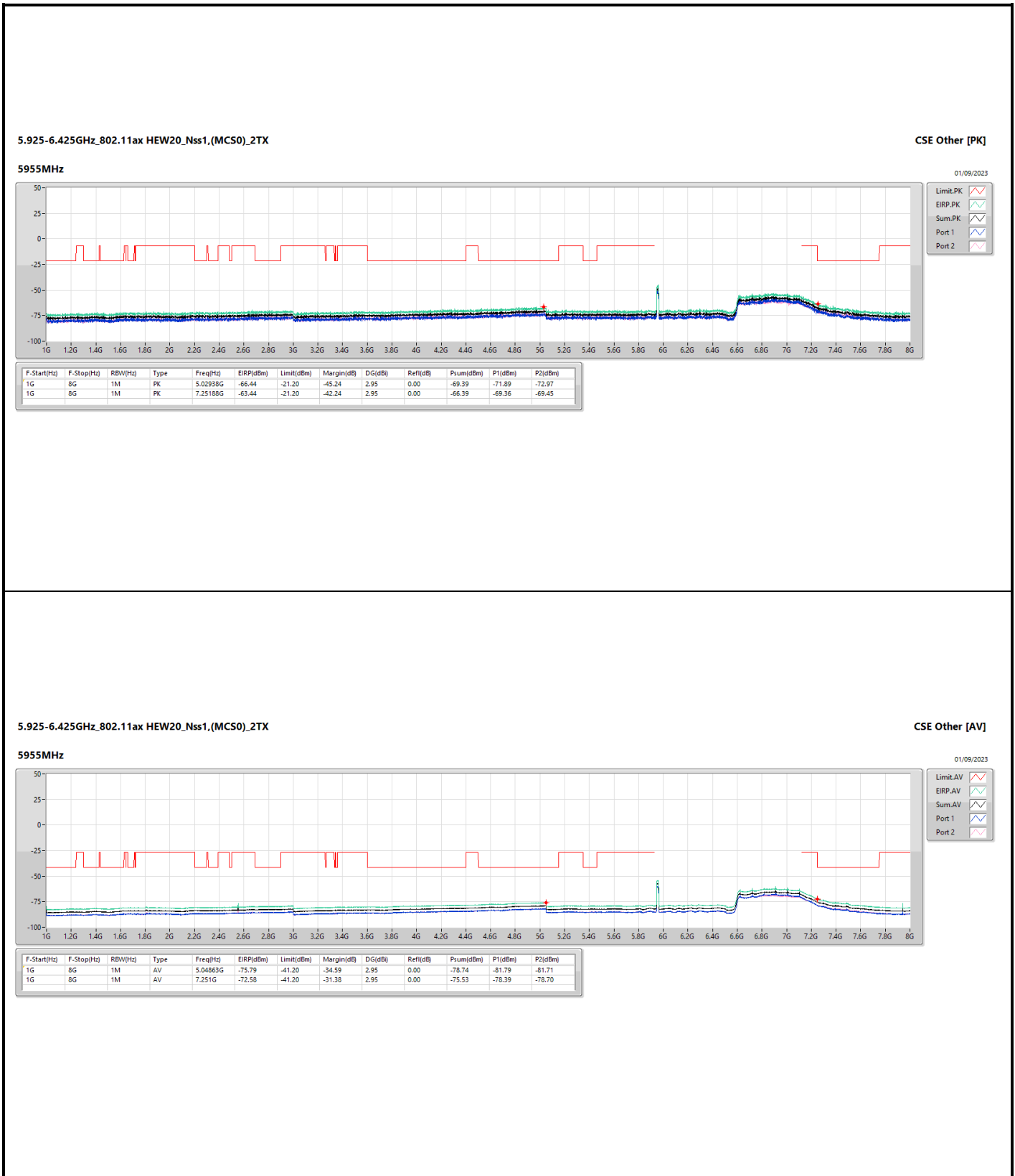
6665MHz

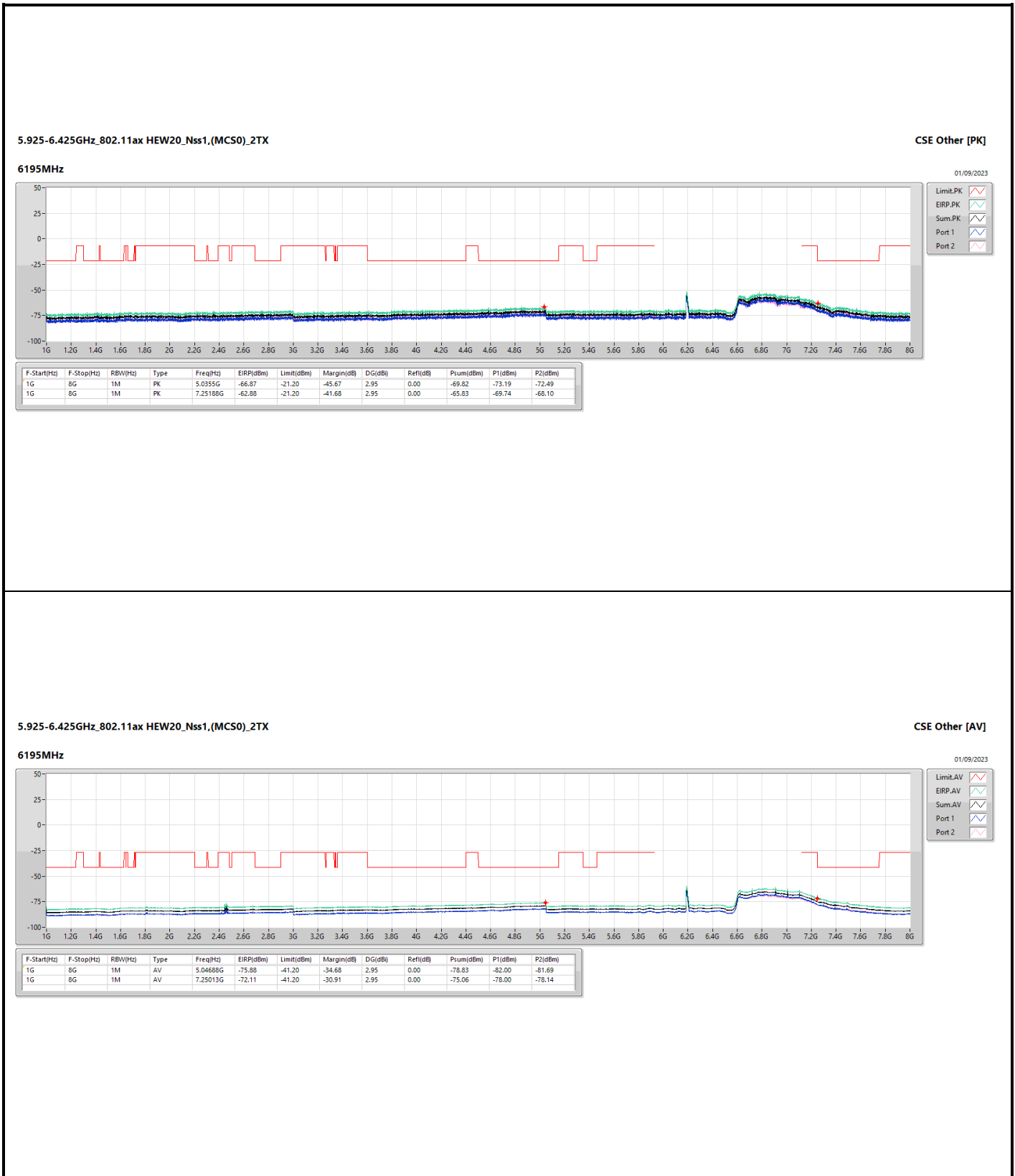
01/09/2023

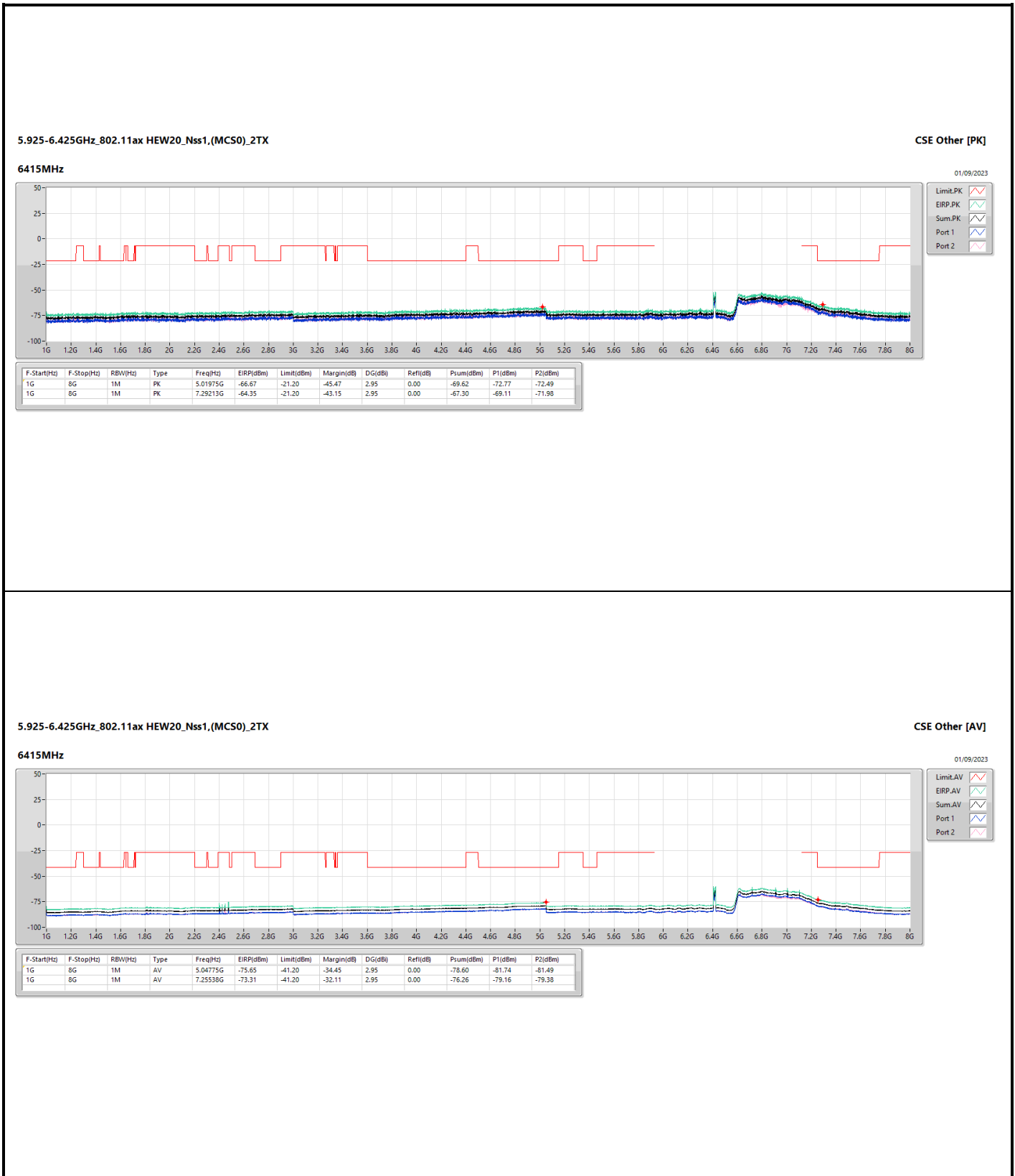


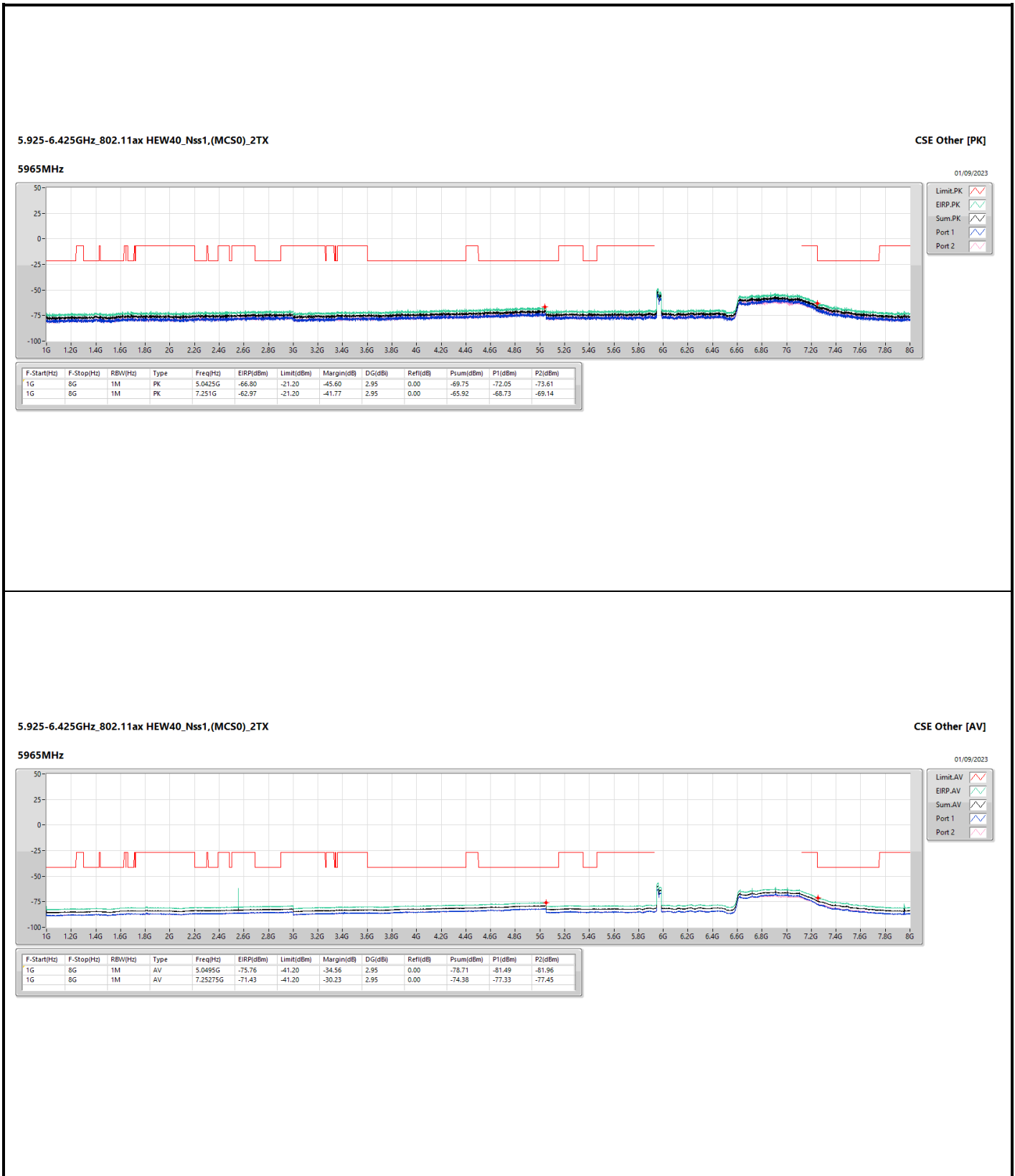
Legend for CSE Other [AV]:
 Limit:AV (Red line)
 ERP:AV (Blue line)
 Port 1 (Blue line)

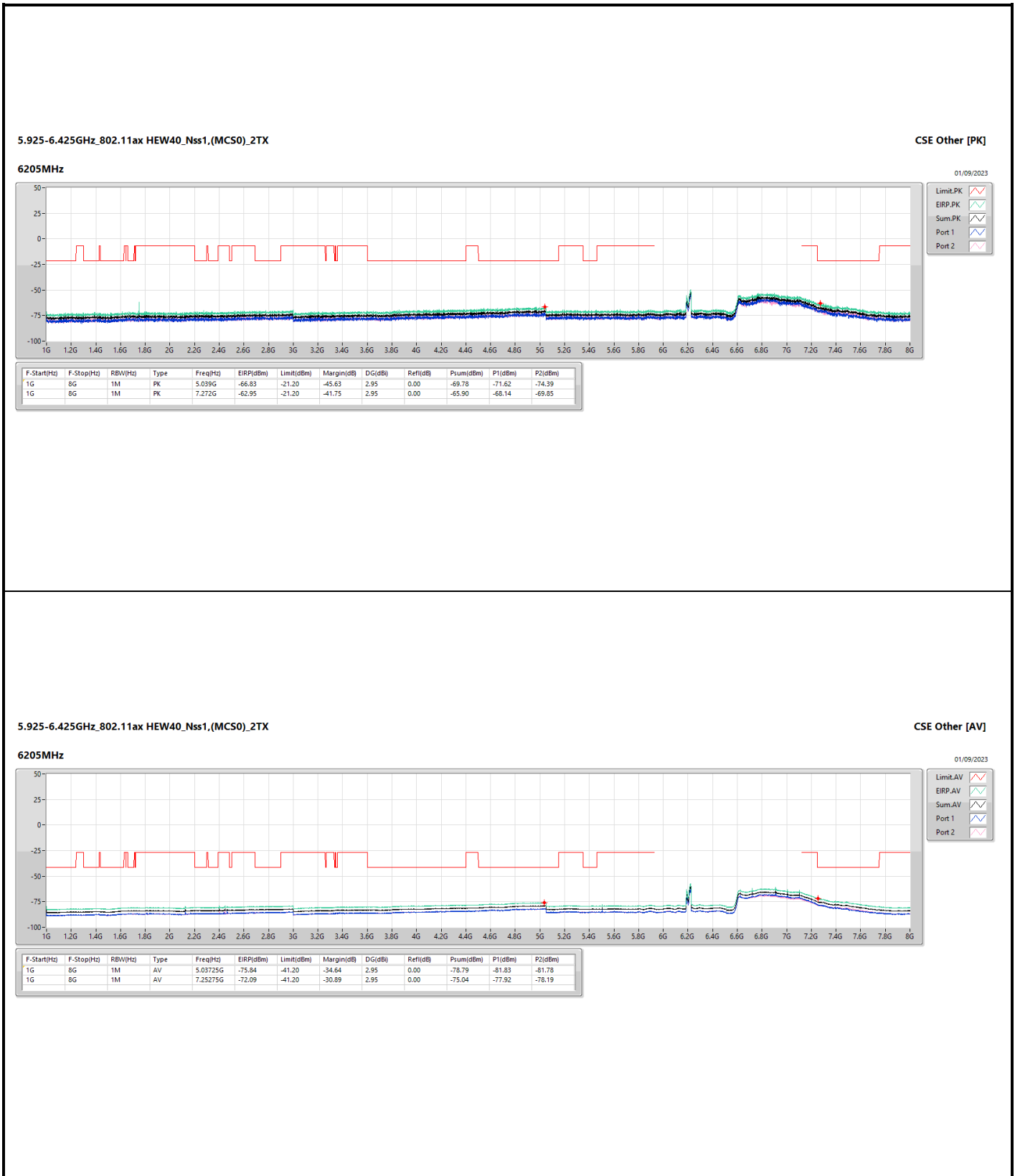
F-Start(Hz)	F-Stop(Hz)	RBW(Hz)	Type	Freq(Hz)	EIRP(dBm)	Limit(dBm)	Margin(dB)	DG(dB)	Ref(dB)	Psum(dBm)	P1(dBm)
1G	8G	1M	AV	5.04513G	-79.59	-41.20	-38.39	2.00	0.00	-81.59	-81.59
1G	8G	1M	AV	7.25188G	-77.45	-41.20	-36.25	2.00	0.00	-79.45	-79.45

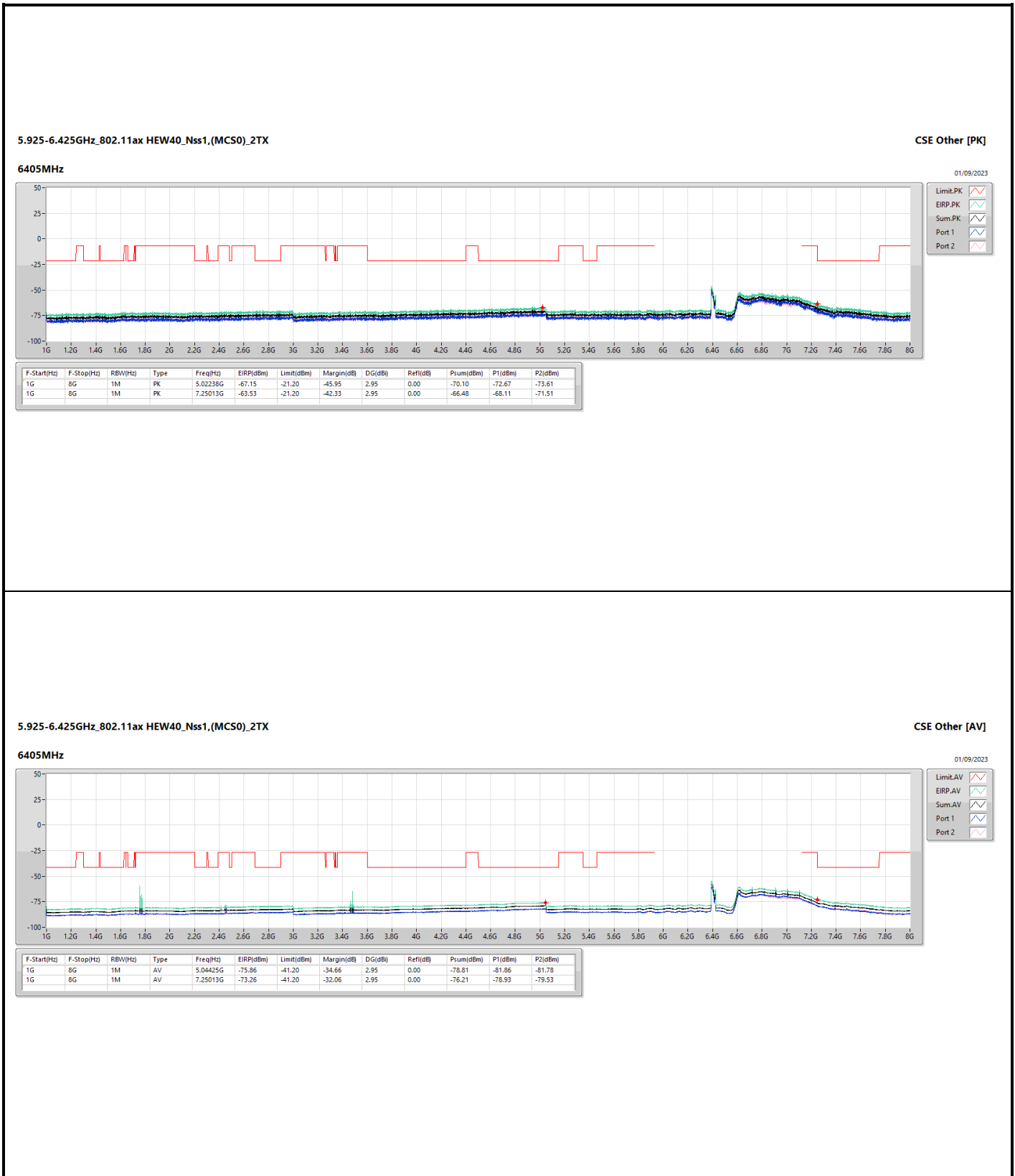


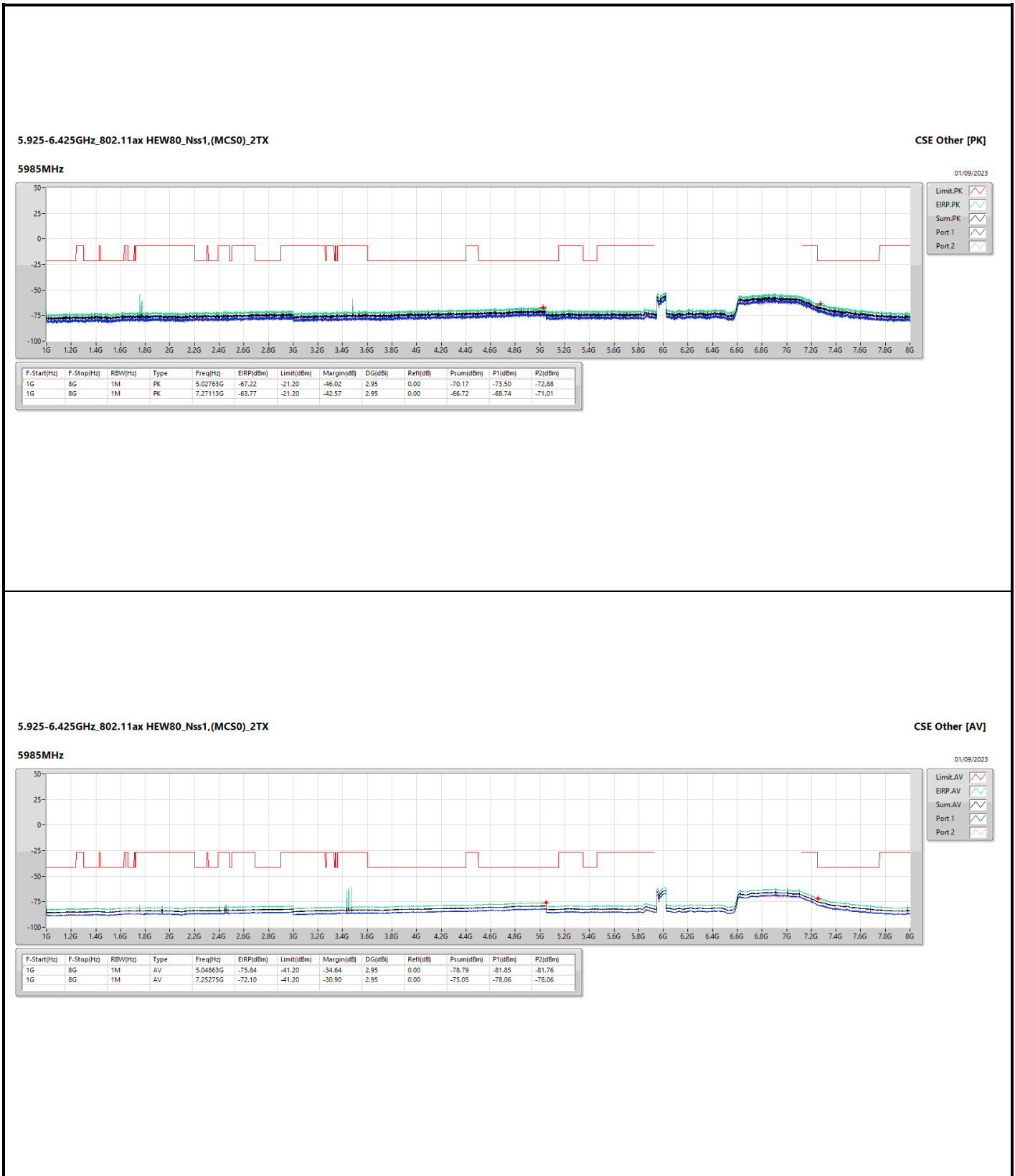


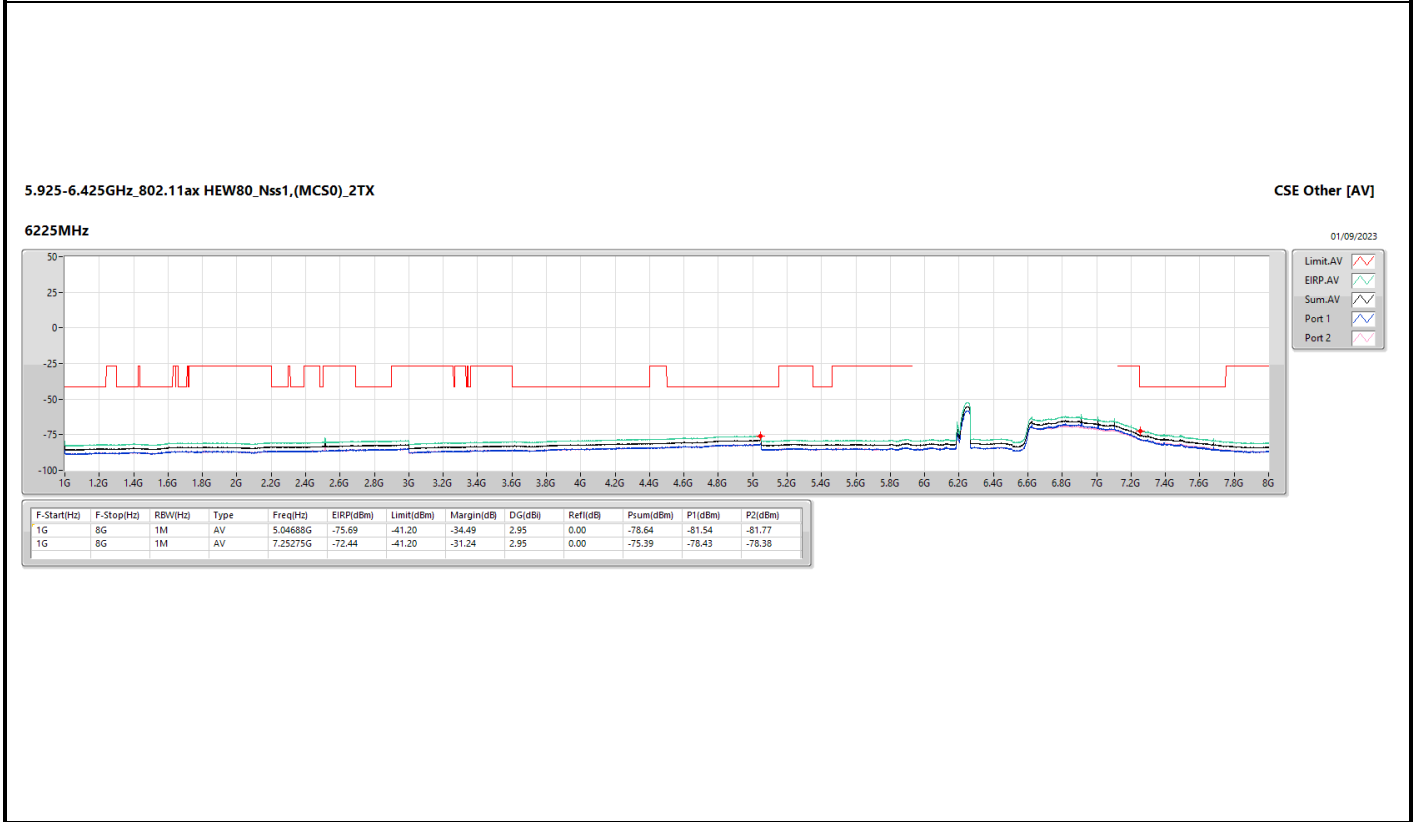
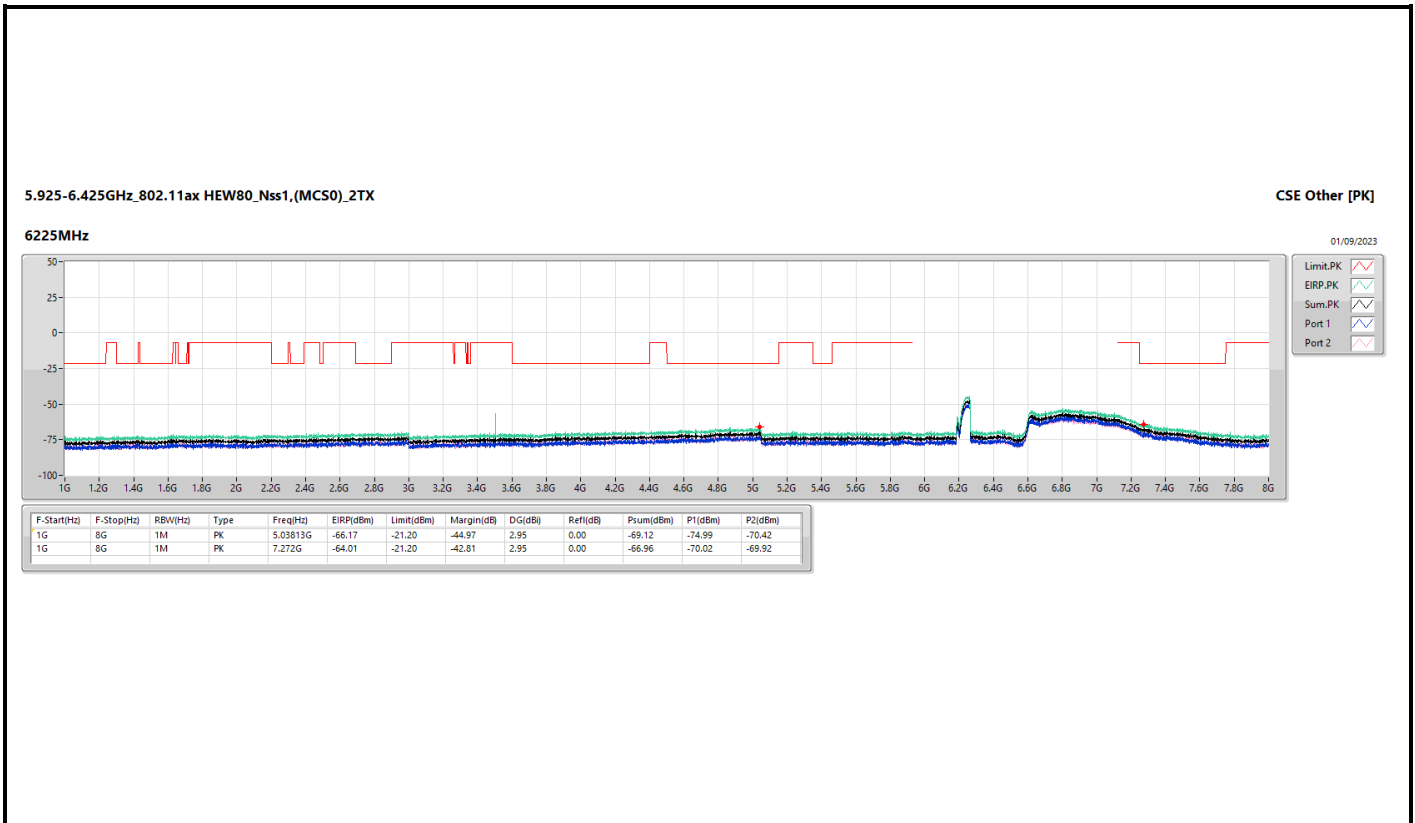


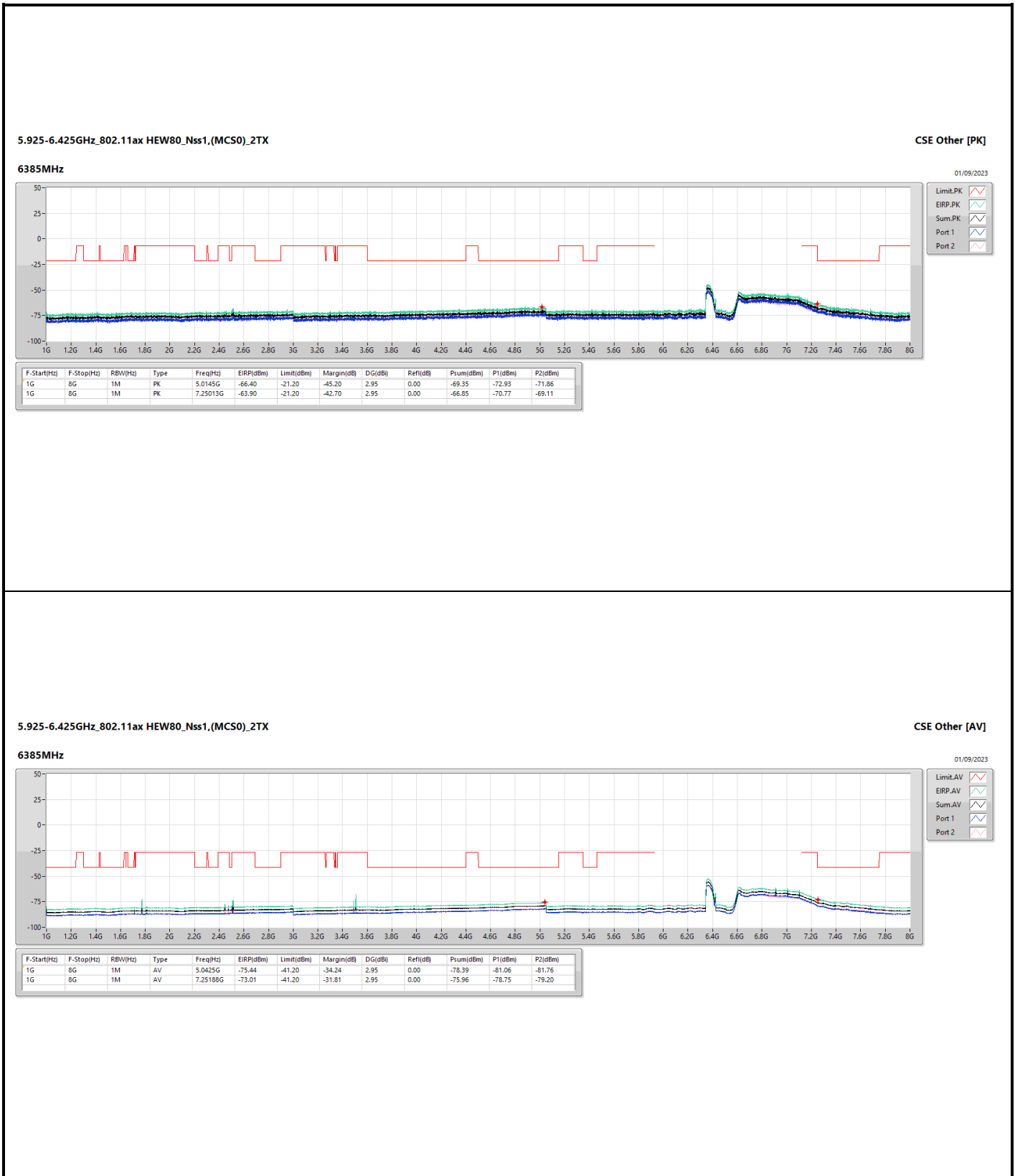


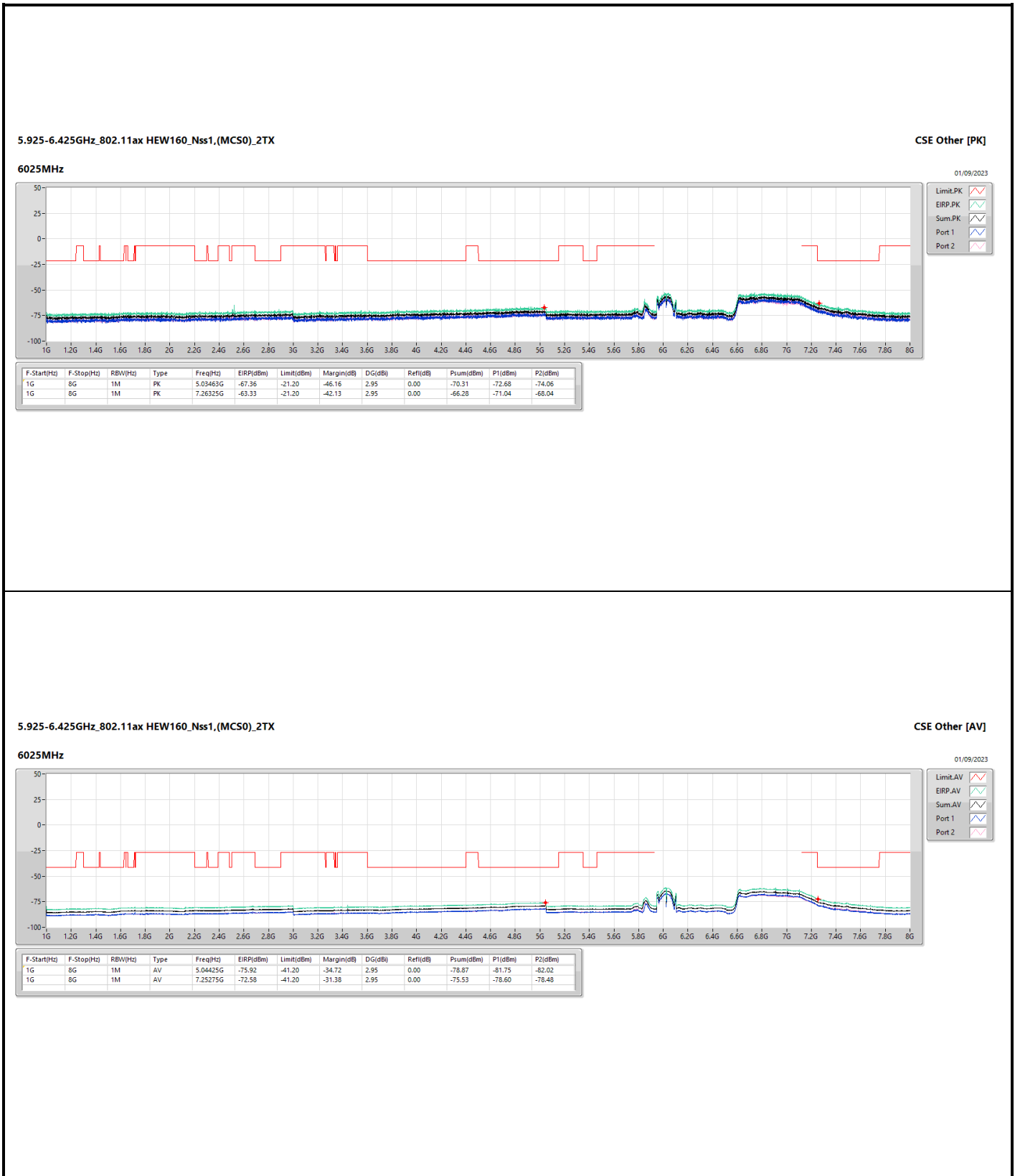


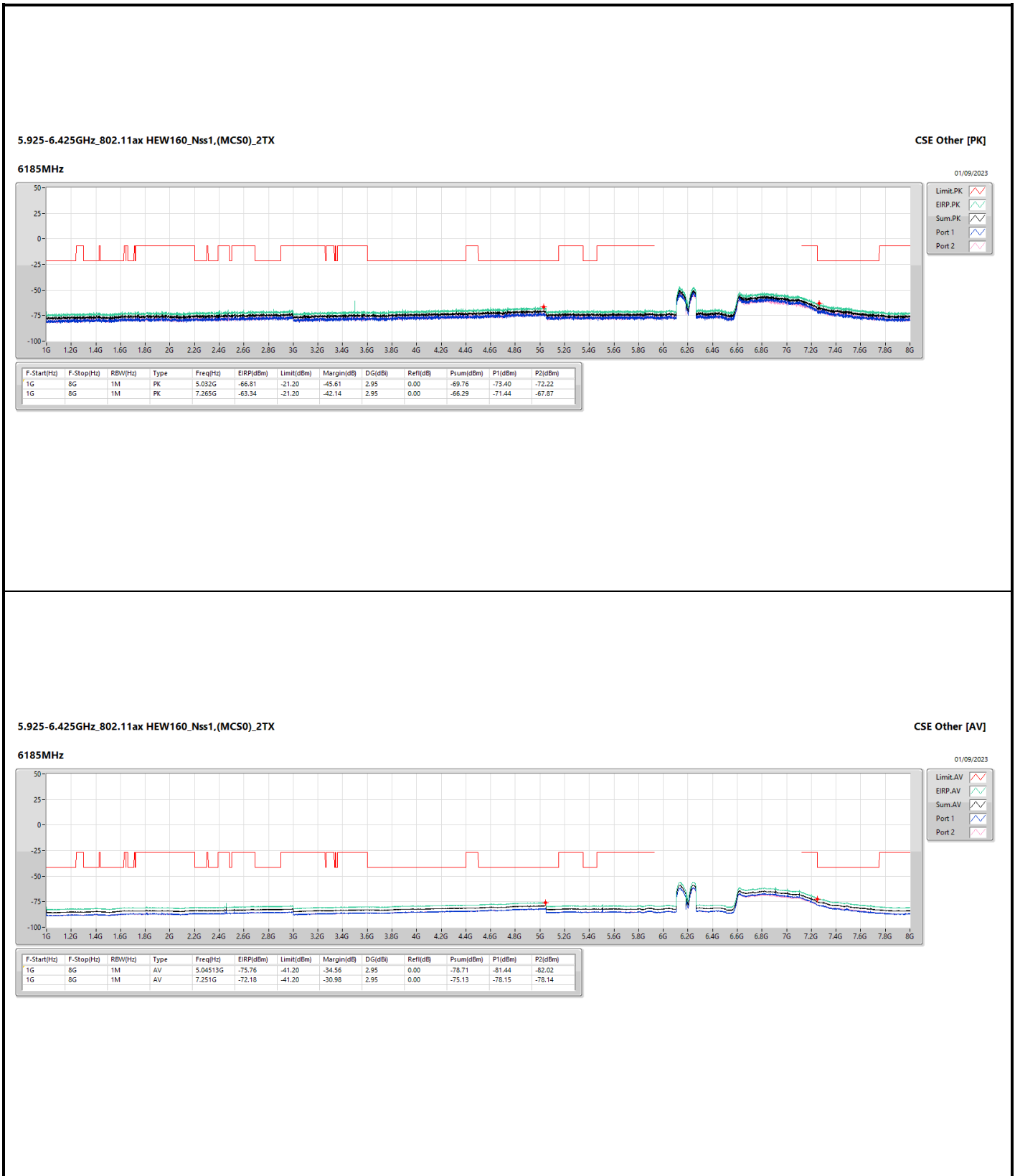


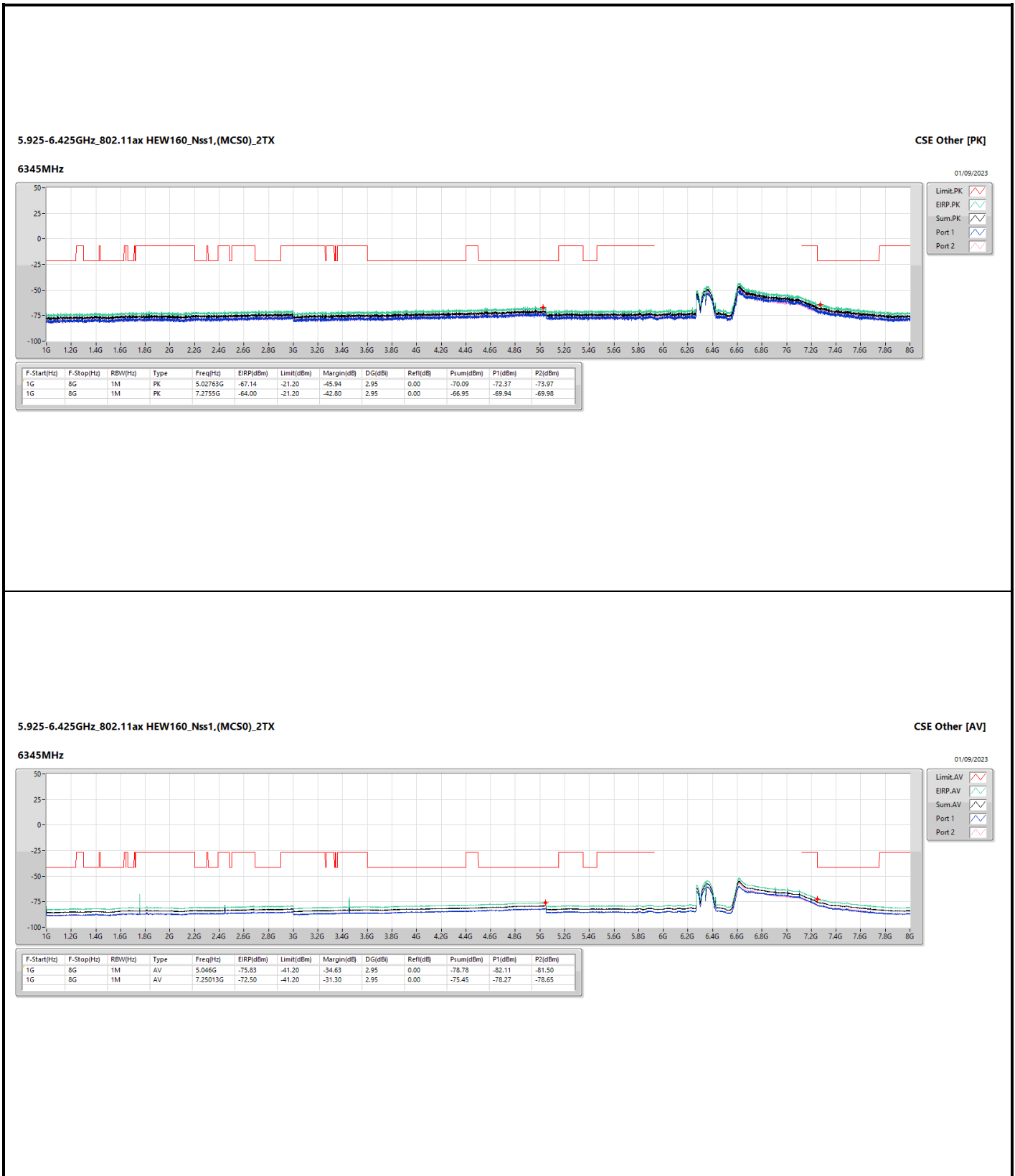










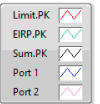
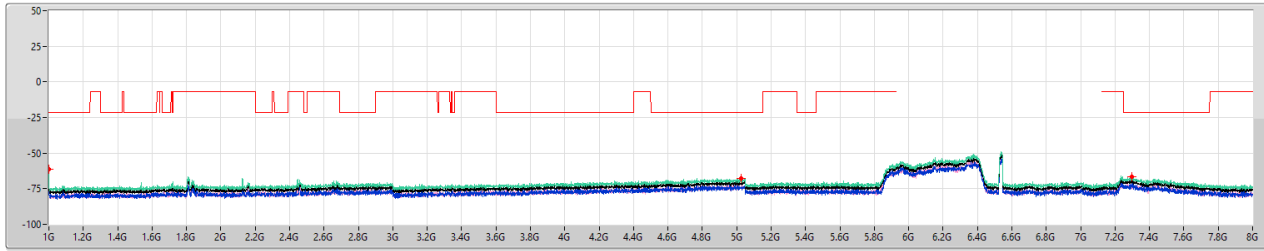


6.525-6.875GHz_802.11ax HEW20_Nss1,(MCS0)_2TX

CSE Other [PK]

6535MHz

01/09/2023



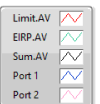
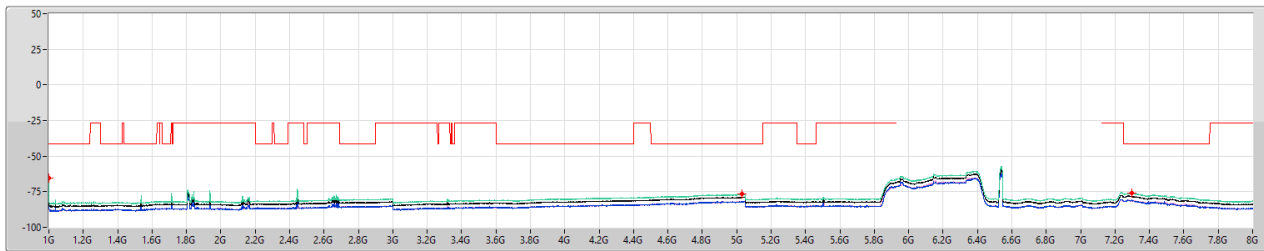
F-Start(Hz)	F-Stop(Hz)	RBW(Hz)	Type	Freq(Hz)	EIRP(dBm)	Limit(dBm)	Margin(dB)	DG(dB)	Ref1(dB)	Psum(dBm)	P1(dBm)	P2(dBm)
1G	8G	1M	PK	1.00088G	-61.35	-21.20	-40.15	2.00	0.00	-63.35	-66.40	-66.33
1G	8G	1M	PK	5.025G	-67.55	-21.20	-46.35	2.00	0.00	-69.55	-73.65	-71.70
1G	8G	1M	PK	7.2965G	-66.64	-21.20	-45.44	2.00	0.00	-68.64	-70.30	-73.61

6.525-6.875GHz_802.11ax HEW20_Nss1,(MCS0)_2TX

CSE Other [AV]

6535MHz

01/09/2023



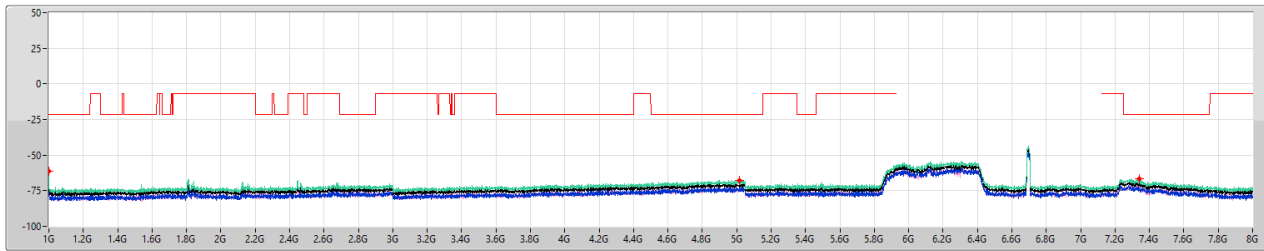
F-Start(Hz)	F-Stop(Hz)	RBW(Hz)	Type	Freq(Hz)	EIRP(dBm)	Limit(dBm)	Margin(dB)	DG(dB)	Ref1(dB)	Psum(dBm)	P1(dBm)	P2(dBm)
1G	8G	1M	AV	1.00088G	-65.27	-41.20	-24.07	2.00	0.00	-67.27	-70.09	-70.48
1G	8G	1M	AV	5.03115G	-76.73	-41.20	-35.53	2.00	0.00	-78.73	-81.81	-81.68
1G	8G	1M	AV	7.2965G	-75.75	-41.20	-34.55	2.00	0.00	-77.75	-80.42	-81.12

6.525-6.875GHz_802.11ax HEW20_Nss1,(MCS0)_2TX

CSE Other [PK]

6695MHz

01/09/2023



- Limit.PK
- EIRP.PK
- Sum.PK
- Port 1
- Port 2

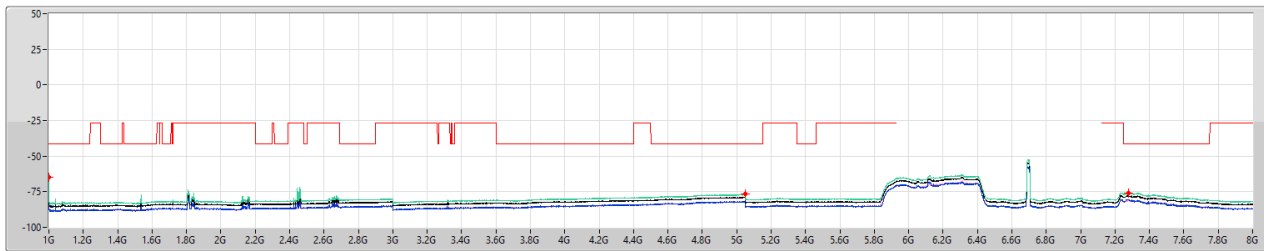
F-Start(Hz)	F-Stop(Hz)	RBW(Hz)	Type	Freq(Hz)	EIRP(dBm)	Limit(dBm)	Margin(dB)	DG(dB)	Ref1(dB)	Psum(dBm)	P1(dBm)	P2(dBm)
1G	8G	1M	PK	1.00088G	-61.40	-21.20	-40.20	2.00	0.00	-63.40	-66.30	-66.52
1G	8G	1M	PK	5.01536G	-67.64	-21.20	-46.44	2.00	0.00	-69.64	-73.29	-72.09
1G	8G	1M	PK	7.3426G	-66.83	-21.20	-45.63	2.00	0.00	-68.83	-72.81	-71.04

6.525-6.875GHz_802.11ax HEW20_Nss1,(MCS0)_2TX

CSE Other [AV]

6695MHz

01/09/2023



- Limit.AV
- EIRP.AV
- Sum.AV
- Port 1
- Port 2

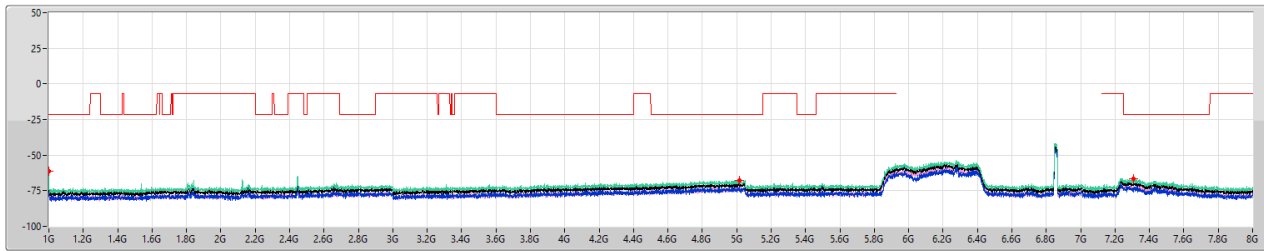
F-Start(Hz)	F-Stop(Hz)	RBW(Hz)	Type	Freq(Hz)	EIRP(dBm)	Limit(dBm)	Margin(dB)	DG(dB)	Ref1(dB)	Psum(dBm)	P1(dBm)	P2(dBm)
1G	8G	1M	AV	1.00088G	-65.13	-41.20	-23.93	2.00	0.00	-67.13	-70.01	-70.27
1G	8G	1M	AV	5.04863G	-76.75	-41.20	-35.55	2.00	0.00	-78.75	-81.99	-81.55
1G	8G	1M	AV	7.27725G	-75.80	-41.20	-34.60	2.00	0.00	-77.80	-80.41	-81.26

6.525-6.875GHz_802.11ax HEW20_Nss1,(MCS0)_2TX

CSE Other [PK]

6855MHz

01/09/2023



- Limit.PK
- EIRP.PK
- Sum.PK
- Port 1
- Port 2

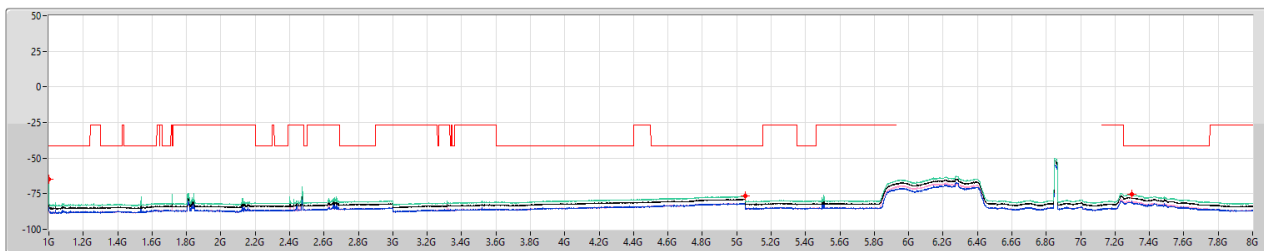
F-Start(Hz)	F-Stop(Hz)	RBW(Hz)	Type	Freq(Hz)	EIRP(dBm)	Limit(dBm)	Margin(dB)	DG(dB)	Ref1(dB)	Psum(dBm)	P1(dBm)	P2(dBm)
1G	8G	1M	PK	1.00088G	-61.18	-21.20	-39.98	2.00	0.00	-63.18	-66.07	-66.31
1G	8G	1M	PK	5.01713G	-67.93	-21.20	-46.73	2.00	0.00	-69.93	-71.86	-74.39
1G	8G	1M	PK	7.30875G	-66.62	-21.20	-45.42	2.00	0.00	-68.62	-73.10	-70.53

6.525-6.875GHz_802.11ax HEW20_Nss1,(MCS0)_2TX

CSE Other [AV]

6855MHz

01/09/2023



- Limit.AV
- EIRP.AV
- Sum.AV
- Port 1
- Port 2

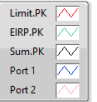
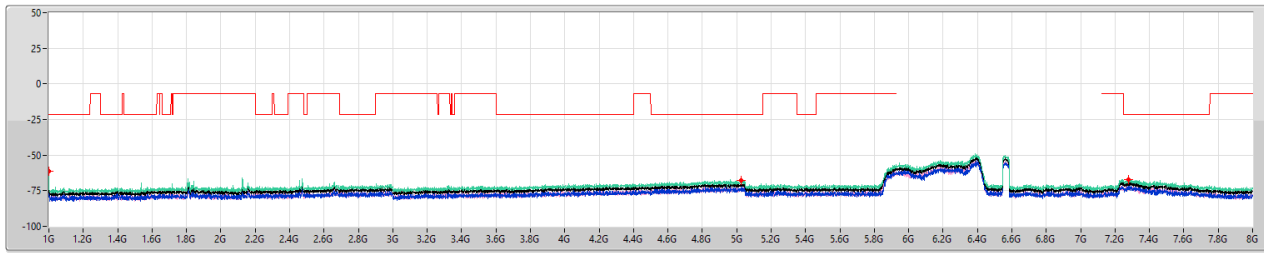
F-Start(Hz)	F-Stop(Hz)	RBW(Hz)	Type	Freq(Hz)	EIRP(dBm)	Limit(dBm)	Margin(dB)	DG(dB)	Ref1(dB)	Psum(dBm)	P1(dBm)	P2(dBm)
1G	8G	1M	AV	1.00088G	-65.07	-41.20	-23.87	2.00	0.00	-67.07	-70.04	-70.12
1G	8G	1M	AV	5.04955G	-76.79	-41.20	-35.59	2.00	0.00	-78.79	-81.61	-81.99
1G	8G	1M	AV	7.2965G	-75.51	-41.20	-34.31	2.00	0.00	-77.51	-80.32	-80.72

6.525-6.875GHz_802.11ax HEW40_Nss1,(MCS0)_2TX

CSE Other [PK]

6565MHz

01/09/2023



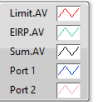
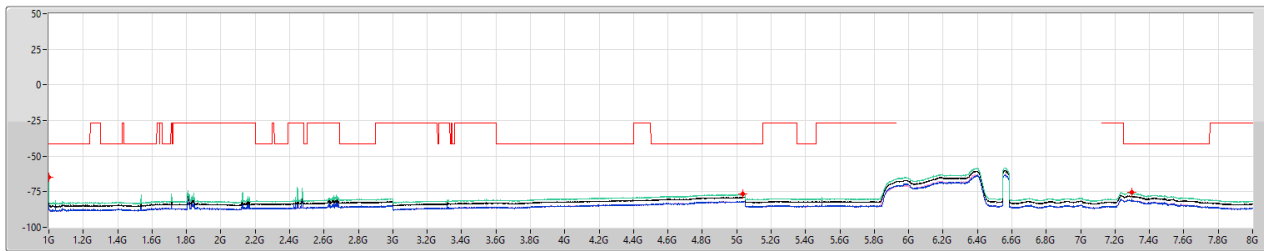
F-Start(Hz)	F-Stop(Hz)	RBW(Hz)	Type	Freq(Hz)	EIRP(dBm)	Limit(dBm)	Margin(dB)	DG(dB)	Ref(dB)	Psum(dBm)	P1(dBm)	P2(dBm)
1G	8G	1M	PK	1.00088G	-61.22	-21.20	-40.02	2.00	0.00	-63.22	-65.91	-66.58
1G	8G	1M	PK	5.02588G	-67.92	-21.20	-46.72	2.00	0.00	-69.92	-72.43	-73.50
1G	8G	1M	PK	7.27638G	-67.32	-21.20	-46.12	2.00	0.00	-69.32	-72.16	-72.50

6.525-6.875GHz_802.11ax HEW40_Nss1,(MCS0)_2TX

CSE Other [AV]

6565MHz

01/09/2023



F-Start(Hz)	F-Stop(Hz)	RBW(Hz)	Type	Freq(Hz)	EIRP(dBm)	Limit(dBm)	Margin(dB)	DG(dB)	Ref(dB)	Psum(dBm)	P1(dBm)	P2(dBm)
1G	8G	1M	AV	1.00088G	-65.08	-41.20	-23.88	2.00	0.00	-67.08	-69.98	-70.20
1G	8G	1M	AV	5.02638G	-76.84	-41.20	-35.64	2.00	0.00	-78.84	-81.76	-81.95
1G	8G	1M	AV	7.2965G	-75.52	-41.20	-34.32	2.00	0.00	-77.52	-80.19	-80.91