


1. Photographs of Conducted Emissions Test Configuration

For Test Mode: Mode 10

FRONT VIEW



REAR VIEW




2. Photographs of Radiated Emissions Test Configuration


Test Configuration: 30MHz~1GHz

Test Mode: Mode 10

FRONT VIEW



REAR VIEW




For Cabinet


Test Configuration: Above 1GHz

Test Mode: Mode 1

FRONT VIEW




REAR VIEW



Test Mode: Mode 2

FRONT VIEW




REAR VIEW




Test Mode: Mode 3

FRONT VIEW



REAR VIEW



————THE END————