


## 1. Photographs of Conducted Emissions Test Configuration

For Test Mode: Mode 10

FRONT VIEW



REAR VIEW




## 2. Photographs of Radiated Emissions Test Configuration


Test Configuration: 30MHz~1GHz

Test Mode: Mode 10

FRONT VIEW



REAR VIEW




For Cabinet and Harmonic and bandedge for 7115MHz


Test Configuration: Above 1GHz

Test Mode: Mode 1, 2

FRONT VIEW




REAR VIEW




Test Mode: Mode 3

FRONT VIEW




REAR VIEW




Test Mode: Mode 4

FRONT VIEW



REAR VIEW



————THE END————