




RADIO TEST REPORT

FCC ID : LDK-9160S2578
Equipment : Catalyst Wireless 9166I Wi-Fi 6E Series Access Point ,
Catalyst Wireless 9164I Wi-Fi 6E Series Access Point
Brand Name : CISCO
Model Name : CW9166I-B, CW9164I-B, CW9166I-MR, CW9164I-MR
Applicant : Cisco Systems Inc
125 West Tasman Drive San Jose California United
States 95134-1706
Manufacturer : Cisco Systems Inc
125 West Tasman Drive San Jose California United
States 95134-1706
Standard : 47 CFR FCC Part 15.247

The product was received on Dec. 28, 2021, and testing was started from Jan. 22, 2022 and completed on May 13, 2022. We, Sporton International Inc. Hsinchu Laboratory, would like to declare that the tested sample has been evaluated in accordance with the procedures given in ANSI C63.10-2013 and shown compliance with the applicable technical standards.

The test results in this report apply exclusively to the tested model / sample. Without written approval of Sporton International Inc. Hsinchu Laboratory, the test report shall not be reproduced except in full.



Approved by: Sam Chen

Sporton International Inc. Hsinchu Laboratory
No.8, Ln. 724, Bo'ai St., Zhubei City, Hsinchu County 302010, Taiwan (R.O.C.)



Table of Contents

History of this test report.....3

Summary of Test Result.....4

1 General Description5

1.1 Information.....5

1.2 Applicable Standards11

1.3 Testing Location Information.....11

1.4 Measurement Uncertainty12

2 Test Configuration of EUT13

2.1 Test Channel Mode13

2.2 The Worst Case Measurement Configuration.....16

2.3 EUT Operation during Test20

2.4 Accessories20

2.5 Support Equipment.....20

2.6 Test Setup Diagram22

3 Transmitter Test Result25

3.1 AC Power-line Conducted Emissions25

3.2 DTS Bandwidth27

3.3 Maximum Conducted Output Power28

3.4 Power Spectral Density31

3.5 Emissions in Non-restricted Frequency Bands33

3.6 Emissions in Restricted Frequency Bands.....34

4 Test Equipment and Calibration Data39

Appendix A. Test Results of AC Power-line Conducted Emissions

Appendix B. Test Results of DTS Bandwidth

Appendix C. Test Results of Maximum Conducted Output Power

Appendix D. Test Results of Power Spectral Density

Appendix E. Test Results of Emissions in Non-restricted Frequency Bands

Appendix F. Test Results of Emissions in Restricted Frequency Bands

Appendix G. Test Results of Radiated Emission Co-location

Appendix H. Test Photos

Photographs of EUT v01



Summary of Test Result

Report Clause	Ref Std. Clause	Test Items	Result (PASS/FAIL)	Remark
1.1.2	15.203	Antenna Requirement	PASS	-
3.1	15.207	AC Power-line Conducted Emissions	PASS	-
3.2	15.247(a)	DTS Bandwidth	PASS	-
3.3	15.247(b)	Maximum Conducted Output Power	PASS	-
3.4	15.247(e)	Power Spectral Density	PASS	-
3.5	15.247(d)	Emissions in Non-restricted Frequency Bands	PASS	-
3.6	15.247(d)	Emissions in Restricted Frequency Bands	PASS	-

Declaration of Conformity:

1. The test results with all measurement uncertainty excluded are presented in accordance with the regulation limits or requirements declared by manufacturers. It's means measurement values may risk exceeding the limit of regulation standards, if measurement uncertainty is include in test results.
2. The measurement uncertainty please refer to report "Measurement Uncertainty".

Comments and Explanations:

1. The test configuration, test mode and test software were written in this test report are declared by the manufacturer.
2. The declared of product specification for EUT presented in the report are provided by the manufacturer, and the manufacturer takes all the responsibilities for the accuracy of product specification.

Reviewed by: Sam Chen**Report Producer: Vicky Huang**



1 General Description

1.1 Information

1.1.1 RF General Information

Frequency Range (MHz)	IEEE Std. 802.11	Ch. Frequency (MHz)	Channel Number
2400-2483.5	b, g, n (HT20), VHT20, ax (HEW20)	2412-2462	1-11 [11]

<Radio 1>

Band	Mode	BWch (MHz)	Nant
2.4-2.4835GHz	802.11b	20	1, 2, 4
2.4-2.4835GHz	802.11g	20	1, 2, 4
2.4-2.4835GHz	802.11n HT20	20	1, 2, 4
2.4-2.4835GHz	802.11n HT20-BF	20	2, 4
2.4-2.4835GHz	VHT20	20	1, 2, 4
2.4-2.4835GHz	VHT20-BF	20	2, 4
2.4-2.4835GHz	802.11ax HEW20	20	1, 2, 4
2.4-2.4835GHz	802.11ax HEW20-BF	20	2, 4

<Radio 3>

Band	Mode	BWch (MHz)	Nant
2.4-2.4835GHz	802.11b	20	1
2.4-2.4835GHz	802.11g	20	1
2.4-2.4835GHz	802.11n HT20	20	1
2.4-2.4835GHz	VHT20	20	1
2.4-2.4835GHz	802.11ax HEW20	20	1

Note:

- 11b mode uses a combination of DSSS-DBPSK, DQPSK, CCK modulation.
- 11g, HT20 use a combination of OFDM-BPSK, QPSK, 16QAM, 64QAM modulation.
- VHT20 use a combination of OFDM-BPSK, QPSK, 16QAM, 64QAM, 256QAM modulation.
- HEW20 use a combination of OFDMA-BPSK, QPSK, 16QAM, 64QAM, 256QAM, 1024QAM modulation.
- BWch is the nominal channel bandwidth.



1.1.2 Antenna Information

Ant.	Port						Brand	Model Name	Ant. Type	Connector	Gain (dBi)
	R1: WLAN 2.4GHz	R1: WLAN 5GHz UNII 1~3	R2: WLAN 5GHz UNII 2C~3	R2: WLAN 6GHz UNII 5~8	R3: WLAN 2.4GHz /5GHz UNII 1~3/6GHz UNII 5~8	Bluetooth					
1	3	4	-	-	-	-	CISCO	95XEAJ15.G04	Folded	I-PEX	Note2
2	4	3	-	-	-	-	CISCO	95XEAJ15.G03	Folded	I-PEX	
3	2	2	-	-	-	-	CISCO	95XEAJ15.G05	Folded	I-PEX	
4	1	1	-	-	-	-	CISCO	95XEAJ15.G06	Folded	I-PEX	
5	-	-	4	4	-	-	CISCO	95XEAJ15.G12	H-POL Alford loop	I-PEX	
6	-	-	3	3	-	-	CISCO	95XEAJ15.G11	H-POL Alford loop	I-PEX	
7	-	-	1	1	-	-	CISCO	95XEAJ15.G09	H-POL Alford loop	I-PEX	
8	-	-	2	2	-	-	CISCO	95XEAJ15.G10	H-POL Alford loop	I-PEX	
9	-	-	-	-	1	-	CISCO	95XEAJ15.G07	PIFA	I-PEX	
10	-	-	-	-	2	-	CISCO	95XEAJ15.G08	PIFA	I-PEX	
11	-	-	-	-	-	1	CISCO	95XEAJ15.G13	PIFA	I-PEX	

Note1: R means Radio.

Note2:

Ant.	Antenna Gain (dBi)										Bluetooth	Remark
	WLAN 2.4GHz	WLAN 5GHz UNII 1	WLAN 5GHz UNII 2A	WLAN 5GHz UNII 2C	WLAN 5GHz UNII 3	WLAN 6GHz UNII 5	WLAN 6GHz UNII 6	WLAN 6GHz UNII 7	WLAN 6GHz UNII 8			
1	2.79	4.27	3.94	1.88	2.57	-	-	-	-	-	-	Radio 1
2	2.43	5.09	5.16	2.89	2.72	-	-	-	-	-	-	Radio 1
3	2.79	2.78	2.74	2.66	1.91	-	-	-	-	-	-	Radio 1
4	2.62	5.24	5.46	4.26	3.94	-	-	-	-	-	-	Radio 1
5	-	-	-	2.98	4.19	2.4	2.41	1.39	0.77	-	-	Radio 2
6	-	-	-	3.46	4.94	2.95	1.96	1.32	0.87	-	-	Radio 2
7	-	-	-	3.42	4.36	2.95	2.31	0.99	0.61	-	-	Radio 2
8	-	-	-	3.67	4.23	2.91	3.96	1.59	0.33	-	-	Radio 2
9	3.3	4.0				5.3					-	Radio 3
10	3.3	4.0				5.3					-	Radio 3
11	-	-	-	-	-	-	-	-	-	3.8	Radio 4	



Note3:

Item	Directional Gain (dBi)									Remark
	WLAN 2.4GHz	WLAN 5GHz UNII 1	WLAN 5GHz UNII 2A	WLAN 5GHz UNII 2C	WLAN 5GHz UNII 3	WLAN 6GHz UNII 5	WLAN 6GHz UNII 6	WLAN 6GHz UNII 7	WLAN 6GHz UNII 8	
2T1S	4.29	5.39	5.26	4.69	4.16	-	-	-	-	Radio 1
2T2S	1.28	2.99	2.99	2.02	1.65	-	-	-	-	
4T1S	6.92	6.99	7.25	6.62	5.97	-	-	-	-	
4T2S	3.92	5.24	5.46	4.26	3.94	-	-	-	-	
4T4S	0.93	1.09	1.55	0.94	0.27	-	-	-	-	
2T1S	-	-	-	5.82	5.21	5.38	4.47	4.13	3.08	Radio 2
2T2S	-	-	-	2.82	2.53	2.37	1.59	1.12	0.09	
4T1S	-	-	-	8.6	7.96	7.45	6.03	6.05	4.51	
4T2S	-	-	-	5.6	4.96	4.45	3.96	3.05	1.51	
4T4S	-	-	-	2.59	2.12	1.51	0.27	0.07	-1.19	

Note4: The above information (except gain of Radio 1 and Radio 2) was declared by manufacturer.

Note5: Radio 1 (WLAN 2.4/5GHz UNII 1~3), Radio 2 (5GHz UNII 2C~3/6GHz UNII 5~8): The directional gain is measured which follows the procedure of KDB 662911 D03. The antenna report is provided in the operational description for this application.

Note6: The EUT has eleven antennas.

For WLAN 2.4GHz function (Radio 1):

For IEEE 802.11b/g/n/VHT/ax mode (1TX,2TX,4TX/4RX):

For 1TX

Only Port 1 can be use as transmitting antenna.

For 2TX

Only Port 1 and Port 2 can be use as transmitting antenna.

Port 1 and Port 2 could transmit simultaneously.

For 4TX

Port 1, Port 2, Port 3 and Port 4 can be use as transmitting antenna.

Port 1, Port 2, Port 3 and Port 4 could transmit simultaneously.

For 4RX

Port 1, Port 2, Port 3 and Port 4 can be used as receiving antennas.

Port 1, Port 2, Port 3 and Port 4 could receive simultaneously.

For WLAN 5GHz function (Radio 1 and Radio 2):

For IEEE 802.11a/n/ac/ax mode (1TX,2TX,4TX/4RX):

For 1TX

Only Port 1 can be use as transmitting antenna.

For 2TX

Only Port 1 and Port 2 can be use as transmitting antenna.

Port 1 and Port 2 could transmit simultaneously.

For 4TX

Port 1, Port 2, Port 3 and Port 4 can be use as transmitting antenna.

Port 1, Port 2, Port 3 and Port 4 could transmit simultaneously.

For 4RX

Port 1, Port 2, Port 3 and Port 4 can be used as receiving antennas.

Port 1, Port 2, Port 3 and Port 4 could receive simultaneously.

For 6GHz function (Radio 2):

For IEEE 802.11ax mode (1TX,2TX,4TX/4RX):

For 1TX

Only Port 1 can be use as transmitting antenna.

For 2TX

Only Port 1 and Port 2 can be use as transmitting antenna.

Port 1 and Port 2 could transmit simultaneously.

For 4TX

Port 1, Port 2, Port 3 and Port 4 can be use as transmitting antenna.



Port 1, Port 2, Port 3 and Port 4 could transmit simultaneously.

For 4RX

Port 1, Port 2, Port 3 and Port 4 can be used as receiving antennas.

Port 1, Port 2, Port 3 and Port 4 could receive simultaneously.

For Scanning Radio 3:

For WLAN 2.4GHz function

For 802.11b/g/n/VHT/ax mode (1TX/2RX):

For 1TX

Only Port 1 can be use as transmitting antenna.

For 2RX

Port 1 and Port 2 can be used as receiving antennas.

Port 1 and Port 2 could receive simultaneously.

For WLAN 5GHz function

For IEEE 802.11a/n/ac/ax mode (1TX/2RX):

For 1TX

Only Port 1 can be use as transmitting antenna.

For 2RX

Port 1 and Port 2 can be used as receiving antennas.

Port 1 and Port 2 could receive simultaneously.

For 6GHz function:

For IEEE 802.11ax mode (1TX/2RX):

For 1TX

Only Port 1 can be use as transmitting antenna.

For 2RX

Port 1 and Port 2 can be used as receiving antennas.

Port 1 and Port 2 could receive simultaneously.

For Bluetooth function (Radio 4):

For Bluetooth mode (1TX/1RX):

Only Port 1 can be used as transmitting/receiving antenna.

1.1.3 Mode Test Duty Cycle

For Radio 1

For 1T1S:

Mode	DC	DCF(dB)	T(s)	VBW(Hz) ≥ 1/T
802.11b	0.908	0.42	7.025m	300
802.11g	0.926	0.33	1.433m	1k
802.11ax HEW20	0.95	0.22	5.446m	300

For 2T1S:

Mode	DC	DCF(dB)	T(s)	VBW(Hz) ≥ 1/T
802.11b	0.844	0.74	7.027m	300
802.11g	0.932	0.31	1.433m	1k
802.11ax HEW20	0.966	0.15	5.056m	300



For 4T1S:

Mode	DC	DCF(dB)	T(s)	VBW(Hz) ≥ 1/T
802.11b	0.844	0.74	7.027m	300
802.11g	0.932	0.31	1.433m	1k
802.11ax HEW20	0.966	0.15	5.056m	300

For Radio 3

For 1T1S:

Mode	DC	DCF(dB)	T(s)	VBW(Hz) ≥ 1/T
802.11b	0.962	0.17	7.024m	300
802.11g	0.933	0.3	1.433m	1k
802.11ax HEW20	0.937	0.28	5.446m	300

Note:

- ◆ DC is Duty Cycle.
- ◆ DCF is Duty Cycle Factor.

1.1.4 EUT Operational Condition

EUT Power Type	From Power Adapter or PoE			
Beamforming Function	<input checked="" type="checkbox"/>	With beamforming	<input type="checkbox"/>	Without beamforming
Test Software Version	Tera team 4.75			
The product has beamforming function for n/VHT/ax in Radio1-2.4GHz, n/ac/ax in Radio1, 2-5GHz and ax in Radio2-6GHz.				

Note: The above information was declared by manufacturer.

1.1.5 Table for Multiple Listing

Equipment Name	Model Name	SW	R1: 2.4GHz	R1: 5GHz Low Band or R1: 5GHz Full Band	R2: 5GHz High band or R2: 6GHz	R3: 2.4GHz/ 5GHz/ 6GHz	R4: Bluetooth
Catalyst Wireless 9166I Wi-Fi 6E Series Access Point	CW9166I-B	Cisco	V (1/2/4TX +4RX)	V (With 80+80MHz)	V	V	V
	CW9166I-MR	Meraki	V (1/2/4TX +4RX)	V (Without 80+80MHz)	V	V	V
Catalyst Wireless 9164I Wi-Fi 6E Series Access Point	CW9164I-B	Cisco	V (1/2TX +2RX)	V (5GHz Full Band only, with 80+80MHz)	V (6GHz only)	V	V
	CW9164I-MR	Meraki	V (1/2TX +2RX)	V (5GHz Full Band only, without 80+80MHz)	V (6GHz only)	V	V

Note1: From the above models, model: CW9166I-B was selected as representative model for the test and its data was recorded in this report.



Note2: The above information was declared by manufacturer.

1.1.6 Table for Radio function

Function Radio	WLAN 2.4GHz	WLAN 5GHz UNII 1~2A	WLAN 5GHz UNII 2C~3	WLAN 6GHz UNII 5~8	Bluetooth
1 (Iron Radio)	V	V	V	-	-
2 (Pine Radio)	-	-	V	V	-
3 (Scanning Radio)	V	V	V	V	-
4	-	-	-	-	V

Note1 : The above information was declared by manufacturer and

Note2 : The Radio 2 and Radio 3 can't operate simultaneously.

1.1.7 Table for EUT Operation Function

Mode	Operation Function
1	R1: 2.4GHz/5GHz Low Band+R2: 5GHz High band+R3: 2.4GHz+R4: Bluetooth
2	R1: 2.4GHz/5GHz Low Band+R2: 5GHz High band+R3: 5GHz+R4: Bluetooth
3	R1: 2.4GHz/5GHz Low Band+R2: 5GHz High band+R3: 6GHz+R4: Bluetooth
4	R1: 2.4GHz/5GHz Full Band+R2: 6GHz+R3: 2.4GHz+R4: Bluetooth
5	R1: 2.4GHz/5GHz Full Band+R2: 6GHz+R3: 5GHz+R4: Bluetooth
6	R1: 2.4GHz/5GHz Full Band+R2: 6GHz+R3: 6GHz+R4: Bluetooth

Note: The above information was declared by manufacturer.



1.2 Applicable Standards

According to the specifications of the manufacturer, the EUT must comply with the requirements of the following standards:

- ◆ 47 CFR FCC Part 15.247
- ◆ ANSI C63.10-2013

The following reference test guidance is not within the scope of accreditation of TAF.

- ◆ FCC KDB 558074 D01 v05r02
- ◆ FCC KDB 662911 D03 v01
- ◆ FCC KDB 414788 D01 v01r01

1.3 Testing Location Information

Testing Location Information	
Test Lab. : Sporton International Inc. Hsinchu Laboratory	
Hsinchu (TAF: 3787)	ADD: No.8, Ln. 724, Bo'ai St., Zhubei City, Hsinchu County 302010, Taiwan (R.O.C.) TEL: 886-3-656-9065 FAX: 886-3-656-9085 Test site Designation No. TW3787 with FCC. Conformity Assessment Body Identifier (CABID) TW3787 with ISED.

Test Condition	Test Site No.	Test Engineer	Test Environment (°C / %)	Test Date
RF Conducted	TH01-CB	Owen Hsu	20.3~20.7 / 60~62	Jan. 22, 2022~ May 13, 2022
Radiated for below 1GHz	03CH05-CB	Eason Chen	23.3-24.4 / 57-59	Mar. 14, 2022~ Apr. 27, 2022
Radiated for cabinet	03CH04-CB	Simmon Cheng	23.8-24.9 / 55-58	Feb. 26, 2022~ Apr. 29, 2022
Radiated for co-location	03CH03-CB	Simmon Cheng	23.5-24.6 / 55-59	Apr. 19, 2022
AC Conduction	CO01-CB	Joe Chu	20~22 / 60~62	Apr. 06, 2022~ Apr. 07, 2022



1.4 Measurement Uncertainty

ISO/IEC 17025 requires that an estimate of the measurement uncertainties associated with the emissions test results be included in the report. The measurement uncertainties given below are based on a 95% confidence level (based on a coverage factor (k=2))

Test Items	Uncertainty	Remark
Conducted Emission (150kHz ~ 30MHz)	3.4 dB	Confidence levels of 95%
Radiated Emission (9kHz ~ 30MHz)	4.2 dB	Confidence levels of 95%
Radiated Emission (30MHz ~ 1,000MHz)	5.5 dB	Confidence levels of 95%
Radiated Emission (1GHz ~ 18GHz)	4.7 dB	Confidence levels of 95%
Radiated Emission (18GHz ~ 40GHz)	4.2 dB	Confidence levels of 95%
Conducted Emission	2.5 dB	Confidence levels of 95%
Output Power Measurement	1.3 dB	Confidence levels of 95%
Power Density Measurement	2.5 dB	Confidence levels of 95%
Bandwidth Measurement	0.9%	Confidence levels of 95%



2 Test Configuration of EUT

2.1 Test Channel Mode

For Radio 1:

<Non-Beamforming Mode>

For 1T1S:

Mode	Power Setting
802.11b_Nss1,(1Mbps)_1TX	-
2412MHz	17
2437MHz	17
2462MHz	17
802.11g_Nss1,(6Mbps)_1TX	-
2412MHz	17
2437MHz	17
2462MHz	17
802.11ax HEW20_Nss1,(MCS0)_1TX	-
2412MHz	17
2437MHz	17
2462MHz	15

For 2T1S:

Mode	Power Setting
802.11b_Nss1,(1Mbps)_2TX	-
2412MHz	17
2437MHz	17
2462MHz	17
802.11g_Nss1,(6Mbps)_2TX	-
2412MHz	16
2437MHz	17
2462MHz	15
802.11ax HEW20_Nss1,(MCS0)_2TX	-
2412MHz	16
2437MHz	17
2462MHz	14



For 4T1S:

Mode	Power Setting
802.11b_Nss1,(1Mbps)_4TX	-
2412MHz	17
2437MHz	17
2462MHz	17
802.11g_Nss1,(6Mbps)_4TX	-
2412MHz	15
2437MHz	17
2462MHz	14
802.11ax HEW20_Nss1,(MCS0)_4TX	-
2412MHz	14
2437MHz	17
2457MHz	15
2462MHz	13

<Beamforming Mode>

For 2T1S:

Mode	Power Setting
802.11ax HEW20-BF_Nss1,(MCS0)_2TX	-
2412MHz	15
2437MHz	17
2462MHz	14

For 4T1S:

Mode	Power Setting
802.11ax HEW20-BF_Nss1,(MCS0)_4TX	-
2412MHz	14
2437MHz	17
2457MHz	15
2462MHz	13



For Radio 3:

For 1T1S:

Mode	Power Setting
802.11b_Nss1,(1Mbps)_1TX	-
2412MHz	19.5
2437MHz	19.5
2462MHz	19.5
802.11g_Nss1,(6Mbps)_1TX	-
2412MHz	18.5
2437MHz	20
2462MHz	18.5
802.11ax HEW20_Nss1,(MCS0)_1TX	-
2412MHz	17
2437MHz	19.5
2462MHz	17

Note1: Evaluated HEW20 mode only, due to similar modulation. The power setting of HT20/VHT20 mode are the same or lower than HEW20.

Note2: The EUT supports beamforming and CDD modes, and the CDD mode is the worst case. Therefore, all test items are evaluated in the report. The beamforming mode only evaluates the output power.



2.2 The Worst Case Measurement Configuration

The Worst Case Mode for Following Conformance Tests	
Tests Item	AC power-line conducted emissions
Condition	AC power-line conducted measurement for line and neutral Test Voltage: 120Vac / 60Hz
Operating Mode	Normal Link(WLAN), CTX(Bluetooth)
1	R1: 2.4GHz/5GHz Low Band+R2: 5GHz High band+R3: 2.4GHz+R4: Bluetooth+Adapter
2	R1: 2.4GHz/5GHz Low Band+R2: 5GHz High band+R3: 5GHz+R4: Bluetooth+Adapter
3	R1: 2.4GHz/5GHz Low Band+R2: 5GHz High band+R3: 6GHz+R4: Bluetooth+Adapter
4	R1: 2.4GHz/5GHz Full Band+R2: 6GHz+R3: 2.4GHz+R4: Bluetooth+Adapter
5	R1: 2.4GHz/5GHz Full Band+R2: 6GHz+R3: 5GHz+R4: Bluetooth+Adapter
6	R1: 2.4GHz/5GHz Full Band+R2: 6GHz+R3: 6GHz+R4: Bluetooth+Adapter
Mode 1 has been evaluated to be the worst case among Mode 1~6, thus measurement for Mode 7~11 will follow this same test mode.	
7	R1: 2.4GHz/5GHz Low Band+R2: 5GHz High band+R3: 2.4GHz+R4: Bluetooth+PoE1
8	R1: 2.4GHz/5GHz Low Band+R2: 5GHz High band+R3: 2.4GHz+R4: Bluetooth+PoE2
9	R1: 2.4GHz/5GHz Low Band+R2: 5GHz High band+R3: 2.4GHz+R4: Bluetooth+PoE3
10	R1: 2.4GHz/5GHz Low Band+R2: 5GHz High band+R3: 2.4GHz+R4: Bluetooth+PoE4
11	R1: 2.4GHz/5GHz Low Band+R2: 5GHz High band+R3: 2.4GHz+R4: Bluetooth+PoE5
For operating mode 7 is the worst case and it was record in this test report.	

The Worst Case Mode for Following Conformance Tests	
Tests Item	DTS Bandwidth Maximum Conducted Output Power Power Spectral Density Emissions in Non-restricted Frequency Bands
Test Condition	Conducted measurement at transmit chains
Operating Mode	
1	R1: 1T1S
2	R1: 2T1S
3	R1: 4T1S
4	R3: 1T1S



The Worst Case Mode for Following Conformance Tests	
Tests Item	Emissions in Restricted Frequency Bands
Test Condition	Radiated measurement If EUT consist of multiple antenna assembly (multiple antenna are used in EUT regardless of spatial multiplexing MIMO configuration), the radiated test should be performed with highest antenna gain of each antenna type.
Operating Mode < 1GHz	Normal Link(WLAN), CTX(Bluetooth)
1	EUT in Z axis-R1: 2.4GHz/5GHz Low Band+R2: 5GHz High band+R3: 2.4GHz+R4: Bluetooth+Adapter
2	EUT in Y axis-R1: 2.4GHz/5GHz Low Band+R2: 5GHz High band+R3: 2.4GHz+R4: Bluetooth+Adapter
3	EUT in X axis-R1: 2.4GHz/5GHz Low Band+R2: 5GHz High band+R3: 2.4GHz+R4: Bluetooth+Adapter
Mode 1 has been evaluated to be the worst case among Mode 1~3, thus measurement for Mode 4 ~8 will follow this same test mode.	
4	EUT in Z axis-R1: 2.4GHz/5GHz Low Band+R2: 5GHz High band+R3: 5GHz+R4: Bluetooth+Adapter
5	EUT in Z axis-R1: 2.4GHz/5GHz Low Band+R2: 5GHz High band+R3: 6GHz+R4: Bluetooth+Adapter
6	EUT in Z axis-R1: 2.4GHz/5GHz Full Band+R2: 6GHz+R3: 2.4GHz+R4: Bluetooth+Adapter
7	EUT in Z axis-R1: 2.4GHz/5GHz Full Band+R2: 6GHz+R3: 5GHz+R4: Bluetooth+Adapter
8	EUT in Z axis-R1: 2.4GHz/5GHz Full Band+R2: 6GHz+R3: 6GHz+R4: Bluetooth+Adapter
Mode 1 has been evaluated to be the worst case among Mode 1~8, thus measurement for Mode 9 ~13 will follow this same test mode.	
9	EUT in Z axis-R1: 2.4GHz/5GHz Low Band+R2: 5GHz High band+R3: 2.4GHz+R4: Bluetooth+PoE1
10	EUT in Z axis-R1: 2.4GHz/5GHz Low Band+R2: 5GHz High band+R3: 2.4GHz+R4: Bluetooth+PoE2
11	EUT in Z axis-R1: 2.4GHz/5GHz Low Band+R2: 5GHz High band+R3: 2.4GHz+R4: Bluetooth+PoE3
12	EUT in Z axis-R1: 2.4GHz/5GHz Low Band+R2: 5GHz High band+R3: 2.4GHz+R4: Bluetooth+PoE4
13	EUT in Z axis-R1: 2.4GHz/5GHz Low Band+R2: 5GHz High band+R3: 2.4GHz+R4: Bluetooth+PoE5
For operating mode 1 is the worst case and it was record in this test report.	



The Worst Case Mode for Following Conformance Tests	
Tests Item	Emissions in Restricted Frequency Bands
Test Condition	Conducted measurement at transmit chains
Operating Mode > 1GHz	CTX(Harmonic and bandedge)
1	R1: 1T1S
2	R1: 2T1S
3	R1: 4T1S
4	R3: 1T1S

The Worst Case Mode for Following Conformance Tests	
Tests Item	Emissions in Restricted Frequency Bands
Test Condition	Radiated measurement If EUT consist of multiple antenna assembly (multiple antenna are used in EUT regardless of spatial multiplexing MIMO configuration), the radiated test should be performed with highest antenna gain of each antenna type.
Operating Mode > 1GHz	CTX(Cabinet)
The EUT was performed at X axis, Y axis and Z axis position, and the worst case was found as below. So the measurement will follow this same test configuration.	
1	For R1:1T1S_EUT in X axis
2	For R1:2T1S_EUT in Z axis
3	For R1:4T1S_EUT in Z axis
4	For R3:4T1S_EUT in Y axis

The Worst Case Mode for Following Conformance Tests	
Tests Item	Simultaneous Transmission Analysis - Radiated Emission Co-location
Test Condition	Radiated measurement
Operating Mode	Normal Link
The EUT was performed at X axis, Y axis and Z axis position for Emissions in Restricted Frequency Bands above 1GHz, and the worst case was found as below. So the measurement will follow this same test configuration.	
1	EUT in X axis - R1: 2.4GHz/5GHz Low Band
2	EUT in X axis - R1: 2.4GHz/5GHz Full Band
For operating mode 1 is the worst case and it was record in this test report.	
Refer to Appendix G for Radiated Emission Co-location.	



The Worst Case Mode for Following Conformance Tests	
Tests Item	Simultaneous Transmission Analysis - Co-location RF Exposure Evaluation
Operating Mode	
1	R1: 2.4GHz/5GHz Low Band+R2: 5GHz High band+R3: 2.4GHz+R4: Bluetooth
2	R1: 2.4GHz/5GHz Low Band+R2: 5GHz High band+R3: 5GHz+R4: Bluetooth
3	R1: 2.4GHz/5GHz Low Band+R2: 5GHz High band+R3: 6GHz+R4: Bluetooth
4	R1: 2.4GHz/5GHz Full Band+R2: 6GHz+R3: 2.4GHz+R4: Bluetooth
5	R1: 2.4GHz/5GHz Full Band+R2: 6GHz+R3: 5GHz+R4: Bluetooth
6	R1: 2.4GHz/5GHz Full Band+R2: 6GHz+R3: 6GHz+R4: Bluetooth

Refer to Sporton Test Report No.: FA1D2822-01 for Co-location RF Exposure Evaluation.

Note: The Adapter and PoEs are for measurement only, would not be marketed.

Adapter and PoEs information as below:

Power	Brand	Model
Adapter	UMEC	MA-PWR-50WAC
PoE 1	PHIHONG	POEA33U-1ATE
PoE 2	PHIHONG	POE60U-1BT-X
PoE 3	Delta	ADH-65AR B
PoE 4	Microchip	PD-9001GR/AT/AC
PoE 5	PHIHONG	POE29U-1AT



2.3 EUT Operation during Test

For CTX Mode:

The EUT was programmed to be in continuously transmitting mode.

For Normal Link Mode:

During the test, the EUT operation to normal function.

2.4 Accessories

Wall-mounted rack*1

2.5 Support Equipment

For AC Conduction:

Support Equipment				
No.	Equipment	Brand Name	Model Name	FCC ID
A	LAN PC	DELL	T3400	N/A
B	2.4G NB	DELL	E6430	N/A
C	Iron 5G NB	DELL	E6430	N/A
D	Pine NB	DELL	E6430	N/A
E	Flash disk3.0	Transcend	JetFlash-700	N/A
F	PoE 1	PHIHONG	POEA33U-1ATE	N/A

For Radiated (below 1GHz):

Support Equipment				
No.	Equipment	Brand Name	Model Name	FCC ID
A	LAN PC	DELL	T3400	N/A
B	NB	DELL	E4300	N/A
C	2.4G WiFi NB	DELL	E4300	N/A
D	5G(Iron) WiFi NB	DELL	E4300	N/A
E	5G(Pine) WiFi NB	DELL	E4300	N/A
F	Flash disk3.0	Silicon Power	B06	N/A
D	Adapter	UMEC	MA-PWR-50WAC	N/A



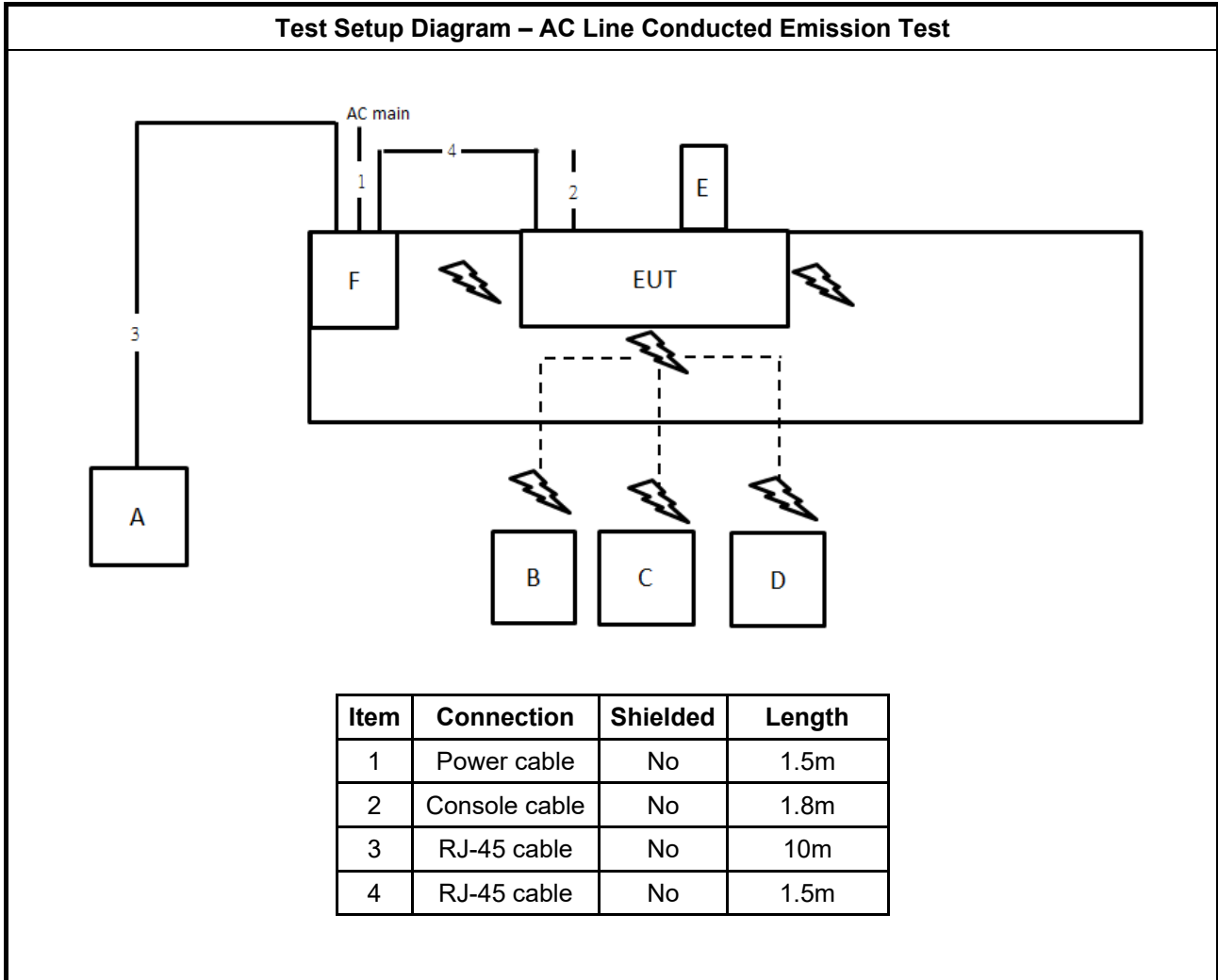
For Radiated (above 1GHz):
For cabinet:

Support Equipment				
No.	Equipment	Brand Name	Model Name	FCC ID
A	NB	DELL	E4300	N/A
B	PoE 1	PHIHONG	POEA33U-1ATE	N/A

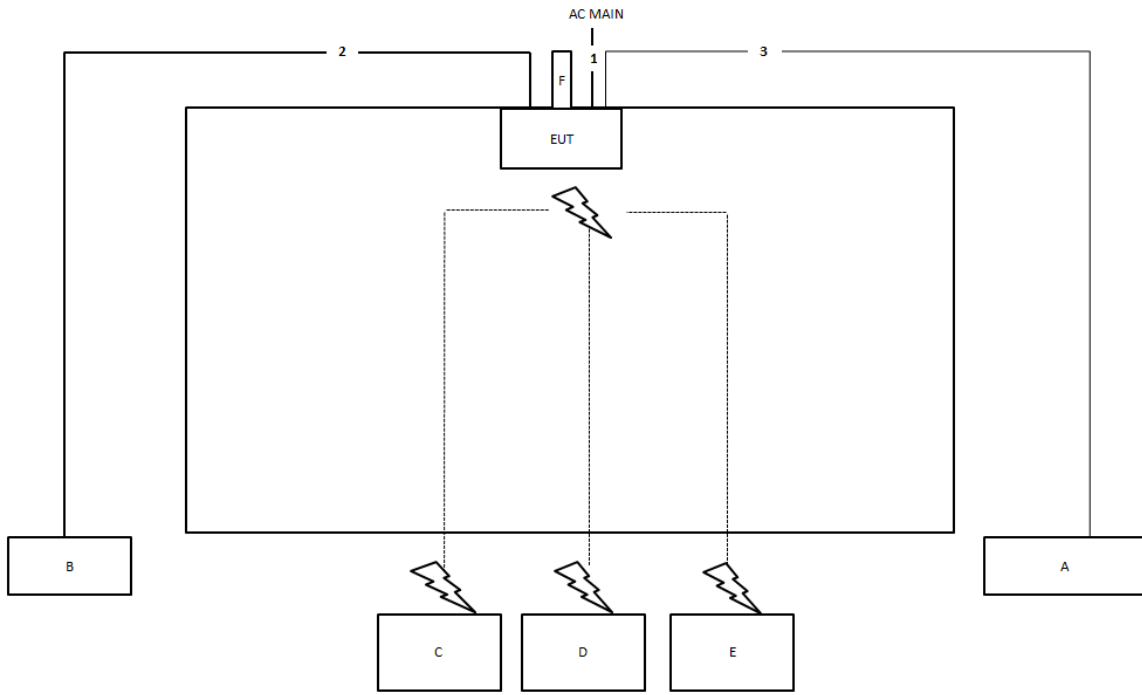
For RF Conducted:

Support Equipment				
No.	Equipment	Brand Name	Model Name	FCC ID
A	NB	DELL	E4300	N/A
B	PoE 1	PHIHONG	POEA33U-1ATE	N/A

2.6 Test Setup Diagram

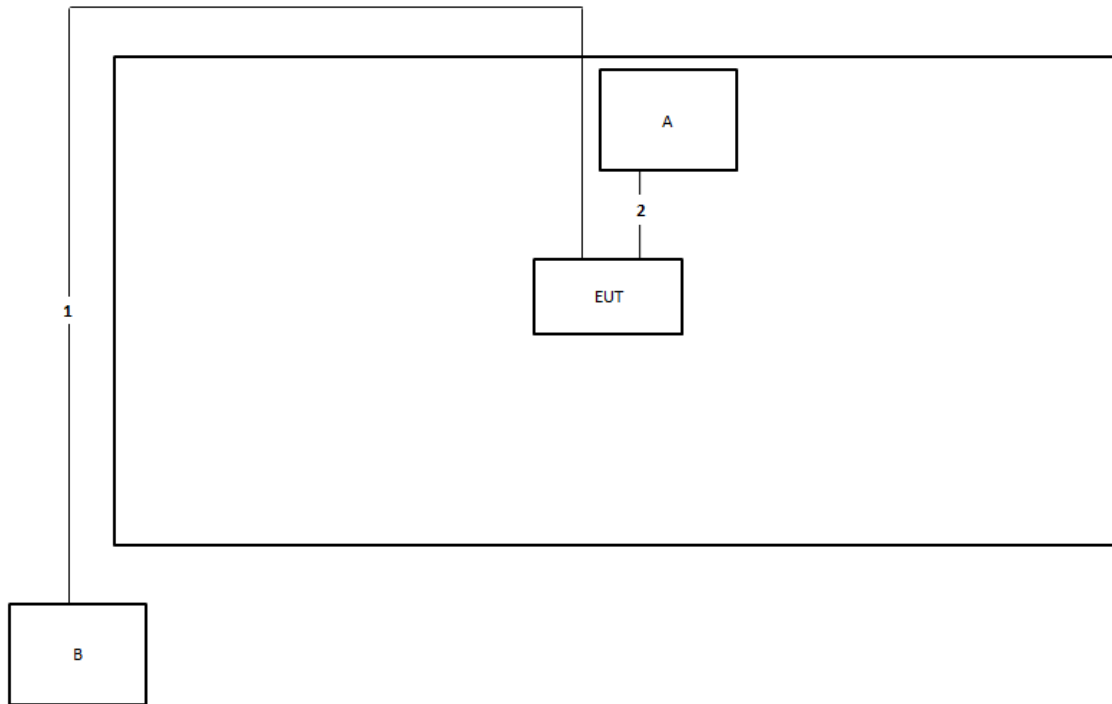


Test Setup Diagram - Radiated Test < 1GHz



Item	Connection	Shielded	Length
1	Power cable	No	1.5m
2	RJ-45 cable	No	10m
3	RJ-45 cable	No	10m

Test Setup Diagram - Radiated Test > 1GHz for Cabinet



Item	Connection	Shielded	Length
1	RJ-45 cable	No	10m
2	Console cable (RS-232 to RJ-45)	No	0.5m



3 Transmitter Test Result

3.1 AC Power-line Conducted Emissions

3.1.1 AC Power-line Conducted Emissions Limit

AC Power-line Conducted Emissions Limit		
Frequency Emission (MHz)	Quasi-Peak	Average
0.15-0.5	66 - 56 *	56 - 46 *
0.5-5	56	46
5-30	60	50

Note 1: * Decreases with the logarithm of the frequency.

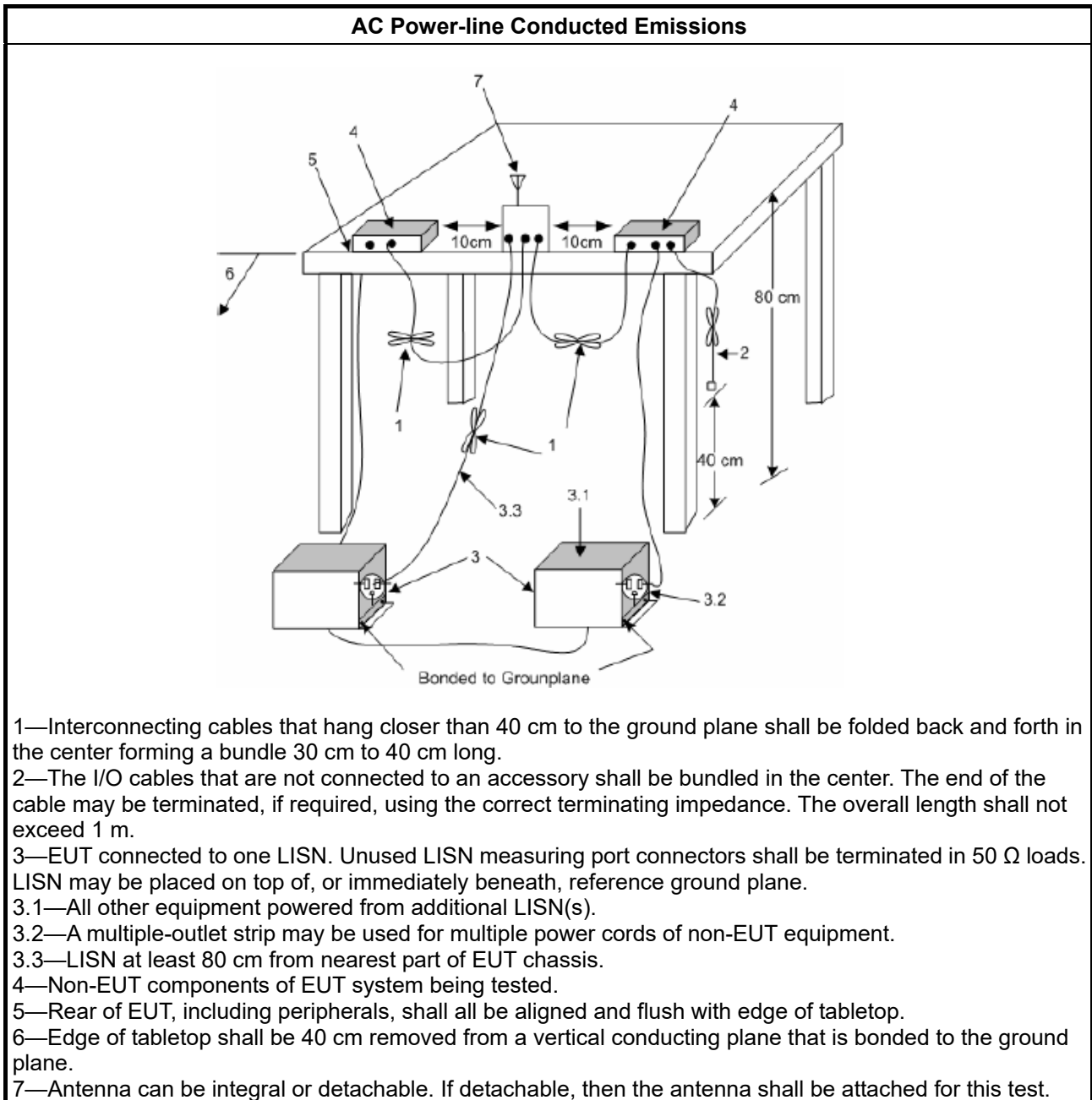
3.1.2 Measuring Instruments

Refer a test equipment and calibration data table in this test report.

3.1.3 Test Procedures

Test Method
<input checked="" type="checkbox"/> Refer as ANSI C63.10-2013, clause 6.2 for AC power-line conducted emissions.

3.1.4 Test Setup



3.1.5 Measurement Results Calculation

The measured Level is calculated using:

- a. Corrected Reading: LISN Factor (LISN) + Attenuator (AT/AUX) + Cable Loss (CL) + Read Level (Raw) = Level
- b. Margin = -Limit + Level

3.1.6 Test Result of AC Power-line Conducted Emissions

Refer as Appendix A

3.2 DTS Bandwidth

3.2.1 6dB Bandwidth Limit

6dB Bandwidth Limit
Systems using digital modulation techniques:
<ul style="list-style-type: none"> ▪ 6 dB bandwidth \geq 500 kHz.

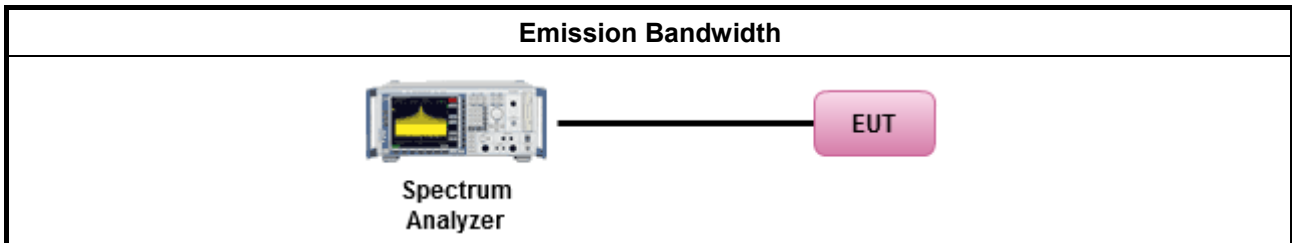
3.2.2 Measuring Instruments

Refer a test equipment and calibration data table in this test report.

3.2.3 Test Procedures

Test Method
<ul style="list-style-type: none"> ▪ For the emission bandwidth shall be measured using one of the options below:
<input checked="" type="checkbox"/> Refer as FCC KDB 558074, clause 8.2 & C63.10 clause 11.8.1 Option 1 for 6 dB bandwidth measurement.
<input type="checkbox"/> Refer as FCC KDB 558074, clause 8.2 & C63.10 clause 11.8.2 Option 2 for 6 dB bandwidth measurement.
<input type="checkbox"/> Refer as ANSI C63.10, clause 6.9.1 for occupied bandwidth testing.

3.2.4 Test Setup



3.2.5 Test Result of Emission Bandwidth

Refer as Appendix B



3.3 Maximum Conducted Output Power

3.3.1 Maximum Conducted Output Power Limit

Maximum Conducted Output Power Limit	
	<ul style="list-style-type: none"> ▪ If $G_{TX} \leq 6$ dBi, then $P_{Out} \leq 30$ dBm (1 W)
	<ul style="list-style-type: none"> ▪ Point-to-multipoint systems (P2M): If $G_{TX} > 6$ dBi, then $P_{Out} = 30 - (G_{TX} - 6)$ dBm
	<ul style="list-style-type: none"> ▪ Point-to-point systems (P2P): If $G_{TX} > 6$ dBi, then $P_{Out} = 30 - (G_{TX} - 6)/3$ dBm
	<ul style="list-style-type: none"> ▪ Smart antenna system (SAS):
	<ul style="list-style-type: none"> - Single beam: If $G_{TX} > 6$ dBi, then $P_{Out} = 30 - (G_{TX} - 6)/3$ dBm
	<ul style="list-style-type: none"> - Overlap beam: If $G_{TX} > 6$ dBi, then $P_{Out} = 30 - (G_{TX} - 6)/3$ dBm
	<ul style="list-style-type: none"> - Aggregate power on all beams: If $G_{TX} > 6$ dBi, then $P_{Out} = 30 - (G_{TX} - 6)/3 + 8$ dB dBm
<p>P_{Out} = maximum peak conducted output power or maximum conducted output power in dBm, G_{TX} = the maximum transmitting antenna directional gain in dBi.</p>	

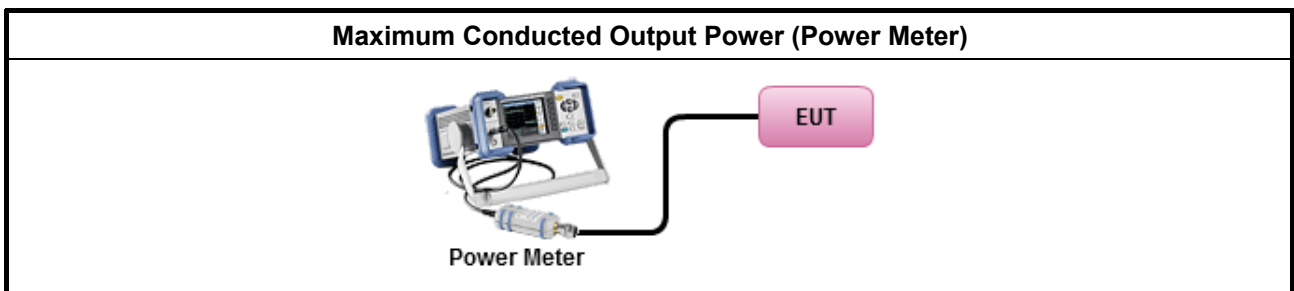
3.3.2 Measuring Instruments

Refer a test equipment and calibration data table in this test report.

3.3.3 Test Procedures

Test Method	
<ul style="list-style-type: none"> ▪ Maximum Peak Conducted Output Power 	
<input type="checkbox"/>	Refer as FCC KDB 558074, clause 8.3.1.1 & C63.10 clause 11.9.1.1 (RBW ≥ EBW method).
<input type="checkbox"/>	Refer as FCC KDB 558074, clause 8.3.1.3 & C63.10 clause 11.9.1.3 (peak power meter).
<ul style="list-style-type: none"> ▪ Maximum Conducted Output Power 	
[duty cycle ≥ 98% or external video / power trigger]	
<input type="checkbox"/>	Refer as FCC KDB 558074, clause 8.3.2.2 & C63.10 clause 11.9.2.2.2 Method AVGSA-1.
<input type="checkbox"/>	Refer as FCC KDB 558074, clause 8.3.2.2 & C63.10 clause 11.9.2.2.3 Method AVGSA-1A. (alternative)
duty cycle < 98% and average over on/off periods with duty factor	
<input type="checkbox"/>	Refer as FCC KDB 558074, clause 8.3.2.2 & C63.10 clause 11.9.2.2.4 Method AVGSA-2.
<input type="checkbox"/>	Refer as FCC KDB 558074, clause 8.3.2.2 & C63.10 clause 11.9.2.2.5 Method AVGSA-2A (alternative)
<input type="checkbox"/>	Refer as FCC KDB 558074, clause 8.3.2.2 & C63.10 clause 11.9.2.2.6 Method AVGSA-3
<input type="checkbox"/>	Refer as FCC KDB 558074, clause 8.3.2.2 & C63.10 clause 11.9.2.2.7 Method AVGSA-3A (alternative)
Measurement using a power meter (PM)	
<input type="checkbox"/>	Refer as FCC KDB 558074, clause 8.3.2.3 & C63.10 clause 11.9.2.3.1 Method AVGPM (using an RF average power meter).
<input checked="" type="checkbox"/>	Refer as FCC KDB 558074, clause 8.3.2.3 & C63.10 clause 11.9.2.3.2 Method AVGPM-G (using an gate RF average power meter).
<ul style="list-style-type: none"> ▪ For conducted measurement. 	
<ul style="list-style-type: none"> ▪ If the EUT supports multiple transmit chains using options given below: Refer as FCC KDB 662911, In-band power measurements. Using the measure-and-sum approach, measured all transmit ports individually. Sum the power (in linear power units e.g., mW) of all ports for each individual sample and save them. 	
<ul style="list-style-type: none"> ▪ If multiple transmit chains, EIRP calculation could be following as methods: $P_{total} = P_1 + P_2 + \dots + P_n$ (calculated in linear unit [mW] and transfer to log unit [dBm]) $EIRP_{total} = P_{total} + DG$ 	

3.3.4 Test Setup





3.3.5 Test Result of Maximum Conducted Output Power

Refer as Appendix C



3.4 Power Spectral Density

3.4.1 Power Spectral Density Limit

Power Spectral Density Limit
<ul style="list-style-type: none"> Power Spectral Density (PSD) \leq 8 dBm/3kHz

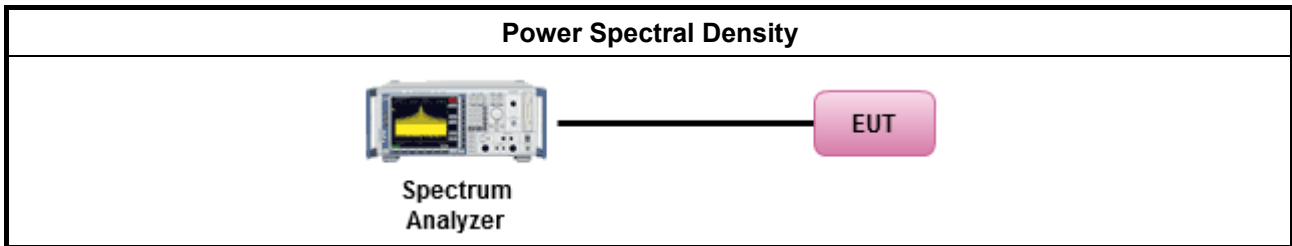
3.4.2 Measuring Instruments

Refer a test equipment and calibration data table in this test report.

3.4.3 Test Procedures

Test Method			
<ul style="list-style-type: none"> Peak power spectral density procedures that the same method as used to determine the conducted output power. If maximum peak conducted output power was measured to demonstrate compliance to the output power limit, then the peak PSD procedure below (Method PKPSD) shall be used. If maximum conducted output power was measured to demonstrate compliance to the output power limit, then one of the average PSD procedures shall be used, as applicable based on the following criteria (the peak PSD procedure is also an acceptable option). 			
<input checked="" type="checkbox"/> Refer as FCC KDB 558074, clause 8.4 & C63.10 clause 11.10 Method Max. PSD.			
<ul style="list-style-type: none"> For conducted measurement. <ul style="list-style-type: none"> If The EUT supports multiple transmit chains using options given below: <table border="1"> <tbody> <tr> <td> <input checked="" type="checkbox"/> Option 1: Measure and sum the spectra across the outputs. Refer as FCC KDB 662911, In-band power spectral density (PSD). Sample all transmit ports simultaneously using a spectrum analyzer for each transmit port. Where the trace bin-by-bin of each transmit port summing can be performed. (i.e., in the first spectral bin of output 1 is summed with that in the first spectral bin of output 2 and that from the first spectral bin of output 3, and so on up to the NTX output to obtain the value for the first frequency bin of the summed spectrum.). Add up the amplitude (power) values for the different transmit chains and use this as the new data trace. </td> </tr> <tr> <td> <input type="checkbox"/> Option 2: Measure and sum spectral maxima across the outputs. With this technique, spectra are measured at each output of the device at the required resolution bandwidth. The maximum value (peak) of each spectrum is determined. These maximum values are then summed mathematically in linear power units across the outputs. These operations shall be performed separately over frequency spans that have different out-of-band or spurious emission limits, </td> </tr> <tr> <td> <input type="checkbox"/> Option 3: Measure and add 10 log(N) dB, where N is the number of transmit chains. Refer as FCC KDB 662911, In-band power spectral density (PSD). Performed at each transmit chains and each transmit chains shall be compared with the limit have been reduced with 10 log(N). Or each transmit chains shall be add 10 log(N) to compared with the limit. </td> </tr> </tbody> </table> 	<input checked="" type="checkbox"/> Option 1: Measure and sum the spectra across the outputs. Refer as FCC KDB 662911, In-band power spectral density (PSD). Sample all transmit ports simultaneously using a spectrum analyzer for each transmit port. Where the trace bin-by-bin of each transmit port summing can be performed. (i.e., in the first spectral bin of output 1 is summed with that in the first spectral bin of output 2 and that from the first spectral bin of output 3, and so on up to the NTX output to obtain the value for the first frequency bin of the summed spectrum.). Add up the amplitude (power) values for the different transmit chains and use this as the new data trace.	<input type="checkbox"/> Option 2: Measure and sum spectral maxima across the outputs. With this technique, spectra are measured at each output of the device at the required resolution bandwidth. The maximum value (peak) of each spectrum is determined. These maximum values are then summed mathematically in linear power units across the outputs. These operations shall be performed separately over frequency spans that have different out-of-band or spurious emission limits,	<input type="checkbox"/> Option 3: Measure and add 10 log(N) dB, where N is the number of transmit chains. Refer as FCC KDB 662911, In-band power spectral density (PSD). Performed at each transmit chains and each transmit chains shall be compared with the limit have been reduced with 10 log(N). Or each transmit chains shall be add 10 log(N) to compared with the limit.
<input checked="" type="checkbox"/> Option 1: Measure and sum the spectra across the outputs. Refer as FCC KDB 662911, In-band power spectral density (PSD). Sample all transmit ports simultaneously using a spectrum analyzer for each transmit port. Where the trace bin-by-bin of each transmit port summing can be performed. (i.e., in the first spectral bin of output 1 is summed with that in the first spectral bin of output 2 and that from the first spectral bin of output 3, and so on up to the NTX output to obtain the value for the first frequency bin of the summed spectrum.). Add up the amplitude (power) values for the different transmit chains and use this as the new data trace.			
<input type="checkbox"/> Option 2: Measure and sum spectral maxima across the outputs. With this technique, spectra are measured at each output of the device at the required resolution bandwidth. The maximum value (peak) of each spectrum is determined. These maximum values are then summed mathematically in linear power units across the outputs. These operations shall be performed separately over frequency spans that have different out-of-band or spurious emission limits,			
<input type="checkbox"/> Option 3: Measure and add 10 log(N) dB, where N is the number of transmit chains. Refer as FCC KDB 662911, In-band power spectral density (PSD). Performed at each transmit chains and each transmit chains shall be compared with the limit have been reduced with 10 log(N). Or each transmit chains shall be add 10 log(N) to compared with the limit.			

3.4.4 Test Setup



3.4.5 Test Result of Power Spectral Density

Refer as Appendix D

3.5 Emissions in Non-restricted Frequency Bands

3.5.1 Emissions in Non-restricted Frequency Bands Limit

Un-restricted Band Emissions Limit	
RF output power procedure	Limit (dBc)
Peak output power procedure	20
Average output power procedure	30

Note 1: If the peak output power procedure is used to measure the fundamental emission power to demonstrate compliance to requirements, then the peak conducted output power measured within any 100 kHz outside the authorized frequency band shall be attenuated by at least 20 dB relative to the maximum measured in-band peak PSD level.

Note 2: If the average output power procedure is used to measure the fundamental emission power to demonstrate compliance to requirements, then the power in any 100 kHz outside of the authorized frequency band shall be attenuated by at least 30 dB relative to the maximum measured in-band average PSD level.

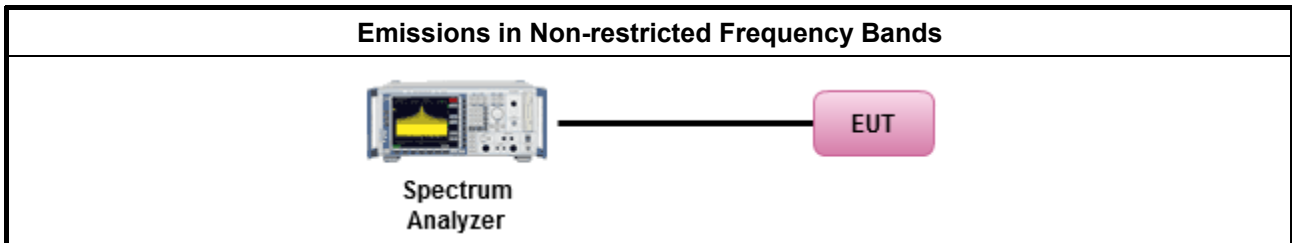
3.5.2 Measuring Instruments

Refer a test equipment and calibration data table in this test report.

3.5.3 Test Procedures

Test Method
<ul style="list-style-type: none"> Refer as FCC KDB 558074, clause 8.5 for unwanted emissions into non-restricted bands.

3.5.4 Test Setup



3.5.5 Test Result of Emissions in Non-restricted Frequency Bands

Refer as Appendix E



3.6 Emissions in Restricted Frequency Bands

3.6.1 Emissions in Restricted Frequency Bands Limit

Restricted Band Emissions Limit			
Frequency Range (MHz)	Field Strength (uV/m)	Field Strength (dBuV/m)	Measure Distance (m)
0.009~0.490	2400/F(kHz)	48.5 - 13.8	300
0.490~1.705	24000/F(kHz)	33.8 - 23	30
1.705~30.0	30	29	30
30~88	100	40	3
88~216	150	43.5	3
216~960	200	46	3
Above 960	500	54	3

Note 1: Test distance for frequencies at or above 30 MHz, measurements may be performed at a distance other than the limit distance provided they are not performed in the near field and the emissions to be measured can be detected by the measurement equipment. When performing measurements at a distance other than that specified, the results shall be extrapolated to the specified distance using an extrapolation factor of 20 dB/decade (inverse of linear distance for field-strength measurements, inverse of linear distance-squared for power-density measurements).

Note 2: Test distance for frequencies at below 30 MHz, measurements may be performed at a distance closer than the EUT limit distance; however, an attempt should be made to avoid making measurements in the near field. When performing measurements below 30 MHz at a closer distance than the limit distance, the results shall be extrapolated to the specified distance by either making measurements at a minimum of two or more distances on at least one radial to determine the proper extrapolation factor or by using the square of an inverse linear distance extrapolation factor (40 dB/decade). The test report shall specify the extrapolation method used to determine compliance of the EUT.

Note 3: Using the distance of 1m during the test for above 18 GHz, and the test value to correct for the distance factor at 3m.

3.6.2 Measuring Instruments

Refer a test equipment and calibration data table in this test report.



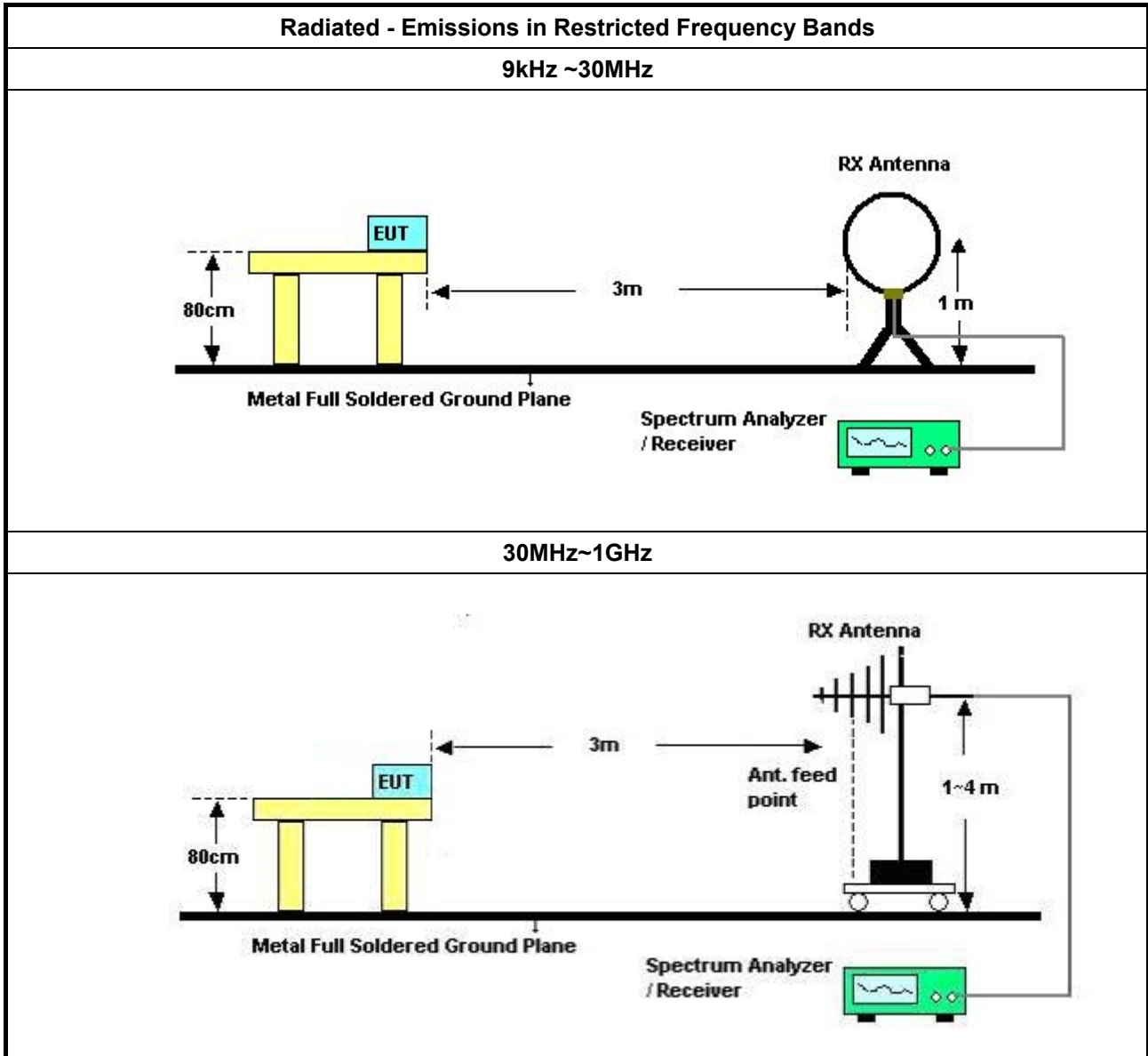
3.6.3 Test Procedures

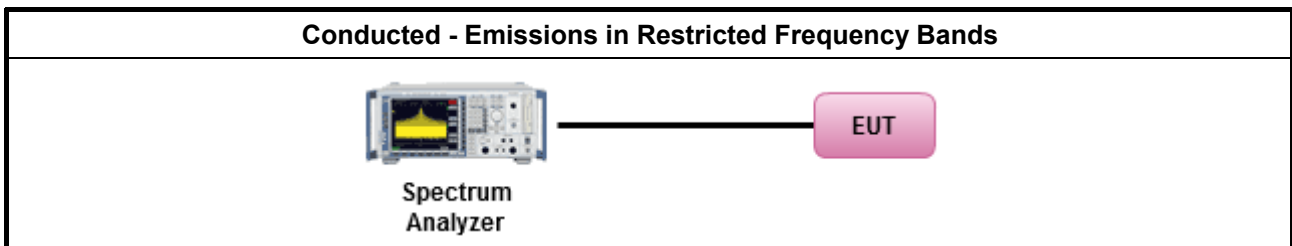
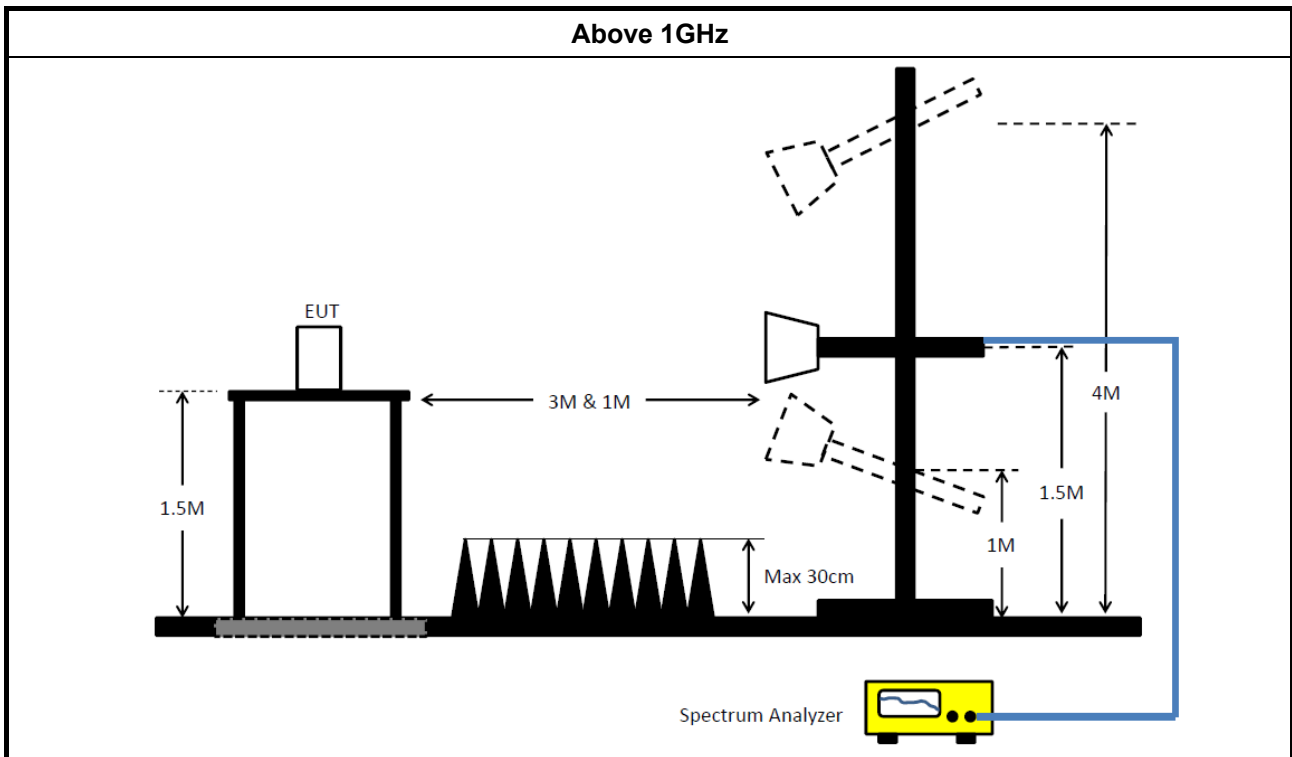
Test Method	
<ul style="list-style-type: none"> ▪ The average emission levels shall be measured in [duty cycle \geq 98 or duty factor]. 	
<ul style="list-style-type: none"> ▪ Refer as ANSI C63.10, clause 6.10.3 band-edge testing shall be performed at the lowest frequency channel and highest frequency channel within the allowed operating band. 	
<ul style="list-style-type: none"> ▪ For the transmitter unwanted emissions shall be measured using following options below: 	
	<ul style="list-style-type: none"> ▪ Refer as FCC KDB 558074, clause 8.6 for unwanted emissions into restricted bands.
	<input type="checkbox"/> Refer as FCC KDB 558074, clause 8.6 & C63.10 clause 11.12.2.5.1(trace averaging for duty cycle \geq 98%).
	<input type="checkbox"/> Refer as FCC KDB 558074, clause 8.6 & C63.10 clause 11.12.2.5.2(trace averaging + duty factor).
	<input checked="" type="checkbox"/> Refer as FCC KDB 558074, clause 8.6 & C63.10 clause 11.12.2.5.3(Reduced VBW \geq 1/T).
	<input type="checkbox"/> Refer as ANSI C63.10, clause 11.12.2.5.3 (Reduced VBW). VBW \geq 1/T, where T is pulse time.
	<input type="checkbox"/> Refer as ANSI C63.10, clause 7.5 average value of pulsed emissions.
	<input checked="" type="checkbox"/> Refer as FCC KDB 558074, clause 8.6 & C63.10 clause 11.12.2.4 measurement procedure peak limit.
<ul style="list-style-type: none"> ▪ For the transmitter band-edge emissions shall be measured using following options below: 	
	<ul style="list-style-type: none"> ▪ Refer as FCC KDB 558074 clause 8.7 & C63.10 clause 11.13.1, When the performing peak or average radiated measurements, emissions within 2 MHz of the authorized band edge may be measured using the marker-delta method described below.
	<ul style="list-style-type: none"> ▪ Refer as FCC KDB 558074, clause 8.7 (ANSI C63.10, clause 6.10.6) for marker-delta method for band-edge measurements.
	<ul style="list-style-type: none"> ▪ Refer as FCC KDB 558074, clause 8.7 for narrower resolution bandwidth (100kHz) using the band power and summing the spectral levels (i.e., 1 MHz).
	<ul style="list-style-type: none"> ▪ For conducted unwanted emissions into restricted bands (absolute emission limits). Devices with multiple transmit chains using options given below: (1) Measure and sum the spectra across the outputs or (2) Measure and add 10 log(N) dB
	<ul style="list-style-type: none"> ▪ For FCC KDB 662911 The methodology described here may overestimate array gain, thereby resulting in apparent failures to satisfy the out-of-band limits even if the device is actually compliant. In such cases, compliance may be demonstrated by performing radiated tests around the frequencies at which the apparent failures occurred.



Test Method	
<ul style="list-style-type: none">▪ For conducted and cabinet radiation measurement, refer as FCC KDB 558074, clause 8.6 & C63.10 clause 11.12.2.2.	
	<ul style="list-style-type: none">▪ For conducted unwanted emissions into non-restricted bands (relative emission limits). Devices with multiple transmit chains: Refer as FCC KDB 662911, when testing out-of-band and spurious emissions against relative emission limits, tests may be performed on each output individually without summing or adding 10 log(N) if the measurements are made relative to the in-band emissions on the individual outputs.
	<ul style="list-style-type: none">▪ For conducted unwanted emissions into restricted bands (absolute emission limits). Devices with multiple transmit chains using options given below: (1) Measure and sum the spectra across the outputs or (2) Measure and add 10 log(N) dB
	<ul style="list-style-type: none">▪ For FCC KDB 662911 The methodology described here may overestimate array gain, thereby resulting in apparent failures to satisfy the out-of-band limits even if the device is actually compliant. In such cases, compliance may be demonstrated by performing radiated tests around the frequencies at which the apparent failures occurred.

3.6.4 Test Setup





3.6.5 Measurement Results Calculation

The measured Level is calculated using:

Corrected Reading: Antenna factor (AF) + Cable loss (CL) + Read level (Raw) - Preamp factor (PA)(if applicable) = Level.

3.6.6 Emissions in Restricted Frequency Bands (Below 30MHz)

There is a comparison data of both open-field test site and alternative test site - semi-Anechoic chamber according to KDB414788 Radiated Test Site, and the result came out very similar.

All amplitude of spurious emissions that are attenuated by more than 20 dB below the permissible value has no need to be reported.

The radiated emissions were investigated from 9 kHz or the lowest frequency generated within the device, up to the 10th harmonic or 40 GHz, whichever is appropriate.

3.6.7 Test Result of Emissions in Restricted Frequency Bands

Refer as Appendix F



4 Test Equipment and Calibration Data

Instrument	Brand	Model No.	Serial No.	Characteristics	Calibration Date	Calibration Due Date	Remark
EMI Receiver	Agilent	N9038A	My52260123	9kHz ~ 8.4GHz	Feb. 22, 2022	Feb. 21, 2023	Conduction (CO01-CB)
LISN	F.C.C.	FCC-LISN-50-16-2	04083	150kHz ~ 100MHz	Feb. 09, 2022	Feb. 08, 2023	Conduction (CO01-CB)
LISN	Schwarzbeck	NSLK 8127	8127650	9kHz ~ 30MHz	Jan. 07, 2022	Jan. 06, 2023	Conduction (CO01-CB)
Pulse Limiter	Rohde & Schwarz	ESH3-Z2	100430	9kHz ~ 30MHz	Feb. 10, 2022	Feb. 09, 2023	Conduction (CO01-CB)
COND Cable	Woken	Cable	Low cable-CO01	9kHz ~ 30MHz	May 19, 2021	May 18, 2022	Conduction (CO01-CB)
Software	SPORTON	SENSE	V5.10	-	N.C.R.	N.C.R.	Conduction (CO01-CB)
3m Semi Anechoic Chamber NSA	TDK	SAC-3M	03CH05-CB	30 MHz ~ 1 GHz	Aug. 09, 2021	Aug. 08, 2022	Radiation (03CH05-CB)
Bilog Antenna with 6dB Attenuator	TESEQ & EMCI	CBL 6112D & N-6-06	35236 & AT-N0610	30MHz ~ 2GHz	Mar. 26, 2021	Mar. 25, 2022	Radiation (03CH05-CB)
Bilog Antenna with 6dB Attenuator	TESEQ & EMCI	CBL 6112D & N-6-06	35236 & AT-N0610	30MHz ~ 2GHz	Mar. 25, 2022	Mar. 24, 2023	Radiation (03CH05-CB)
Pre-Amplifier	EMCI	EMC330N	980331	20MHz ~ 3GHz	Apr. 27, 2021	Apr. 26, 2022	Radiation (03CH05-CB)
Pre-Amplifier	EMCI	EMC330N	980331	20MHz ~ 3GHz	Apr. 26, 2022	Apr. 25, 2023	Radiation (03CH05-CB)
Spectrum Analyzer	R&S	FSP40	100304	9kHz ~ 40GHz	Mar. 14, 2022	Mar. 13, 2023	Radiation (03CH05-CB)
Loop Antenna	Teseq	HLA 6120	24155	9kHz - 30 MHz	Apr. 14, 2021	Apr. 13, 2022	Radiation (03CH05-CB)
Loop Antenna	Teseq	HLA 6120	31244	9kHz - 30 MHz	Mar. 18, 2022	Mar. 17, 2023	Radiation (03CH05-CB)
EMI Test Receiver	R&S	ESCS	826547/017	9kHz ~ 2.75GHz	Jun. 21, 2021	Jun. 20, 2022	Radiation (03CH05-CB)
RF Cable-low	Woken	RG402	Low Cable-04+23	30MHz~1GHz	Oct. 13, 2021	Oct. 12, 2022	Radiation (03CH05-CB)
Test Software	SPORTON	SENSE	V5.10	-	N.C.R.	N.C.R.	Radiation (03CH05-CB)



Instrument	Brand	Model No.	Serial No.	Characteristics	Calibration Date	Calibration Due Date	Remark
3m Semi Anechoic Chamber VSWR	TDK	SAC-3M	03CH03-CB	1GHz ~18GHz 3m	May 06, 2021	May 05, 2022	Radiation (03CH03-CB)
Horn Antenna	ETS · Lindgren	3115	6821	750MHz~ 18GHz	Jan. 21, 2022	Jan. 20, 2023	Radiation (03CH03-CB)
Horn Antenna	Schwarzbeck	BBHA 9170	BBHA9170252	15GHz ~ 40GHz	Aug. 05, 2021	Aug. 04, 2022	Radiation (03CH03-CB)
Pre-Amplifier	Agilent	8449B	3008A02097	1GHz ~ 26.5GHz	Jul. 02, 2021	Jul. 01, 2022	Radiation (03CH03-CB)
Pre-Amplifier	MITEQ	TTA1840-35-H G	1864479	18GHz ~ 40GHz	Jul. 13, 2021	Jul. 12, 2022	Radiation (03CH03-CB)
Spectrum Analyzer	R&S	FSP40	100019	9kHz ~ 40GHz	Jun. 04, 2021	Jun. 03, 2022	Radiation (03CH03-CB)
RF Cable-high	Woken	RG402	High Cable-20+29	1GHz ~ 18GHz	Oct. 04, 2021	Oct. 03, 2022	Radiation (03CH03-CB)
RF Cable-high	Woken	RG402	High Cable-29	1GHz ~ 18GHz	Oct. 04, 2021	Oct. 03, 2022	Radiation (03CH03-CB)
High Cable	Woken	WCA0929M	40G#5+7	1GHz ~ 40 GHz	Dec. 14, 2021	Dec. 13, 2022	Radiation (03CH03-CB)
High Cable	Woken	WCA0929M	40G#5	1GHz ~ 40 GHz	Dec. 08, 2021	Dec. 07, 2022	Radiation (03CH03-CB)
High Cable	Woken	WCA0929M	40G#7	1GHz ~ 40 GHz	Dec. 14, 2021	Dec. 13, 2022	Radiation (03CH03-CB)
Test Software	SPORTON	SENSE	V5.10	-	N.C.R.	N.C.R.	Radiation (03CH03-CB)
3m Semi Anechoic Chamber VSWR	TDK	SAC-3M	03CH04-CB	1GHz ~18GHz 3m	Feb. 24, 2022	Feb. 23, 2023	Radiation (03CH04-CB)
Horn Antenna	ETS · Lindgren	3115	00143147	750MHz~ 18GHz	Oct. 25, 2021	Oct. 24, 2022	Radiation (03CH04-CB)
Horn Antenna	Schwarzbeck	BBHA 9170	BBHA9170252	15GHz ~ 40GHz	Aug. 05, 2021	Aug. 04, 2022	Radiation (03CH04-CB)
Pre-Amplifier	Agilent	83017A	MY53270063	0.5GHz ~ 26.5GHz	Jul. 12, 2021	Jul. 11, 2022	Radiation (03CH04-CB)
Pre-Amplifier	MITEQ	TTA1840-35-H G	1864479	18GHz ~ 40GHz	Jul. 13, 2021	Jul. 12, 2022	Radiation (03CH04-CB)
Signal Analyzer	R&S	FSV40	101904	9kHz ~ 40GHz	Apr. 15, 2021	Apr. 14, 2022	Radiation (03CH04-CB)



Instrument	Brand	Model No.	Serial No.	Characteristics	Calibration Date	Calibration Due Date	Remark
Spectrum Analyzer	R&S	FSP40	100142	9kHz~40GHz	Mar. 28, 2022	Mar. 27, 2023	Radiation (03CH04-CB)
RF Cable-high	Woken	RG402	High Cable-21	1GHz - 18GHz	Oct. 04, 2021	Oct. 03, 2022	Radiation (03CH04-CB)
RF Cable-high	Woken	RG402	High Cable-21+67	1GHz - 18GHz	Oct. 04, 2021	Oct. 03, 2022	Radiation (03CH04-CB)
High Cable	Woken	WCA0929M	40G#5+7	1GHz ~ 40 GHz	Dec. 14, 2021	Dec. 13, 2022	Radiation (03CH04-CB)
High Cable	Woken	WCA0929M	40G#5	1GHz ~ 40 GHz	Dec. 08, 2021	Dec. 07, 2022	Radiation (03CH04-CB)
High Cable	Woken	WCA0929M	40G#7	1GHz ~ 40 GHz	Dec. 14, 2021	Dec. 13, 2022	Radiation (03CH04-CB)
Test Software	SPORTON	SENSE	V5.10	-	N.C.R.	N.C.R.	Radiation (03CH04-CB)
Spectrum analyzer	R&S	FSV40	100979	9kHz~40GHz	May 21, 2021	May 20, 2022	Conducted (TH01-CB)
RF Cable-high	Woken	RG402	High Cable-06	1 GHz~26.5 GHz	Oct. 04, 2021	Oct. 03, 2022	Conducted (TH01-CB)
RF Cable-high	Woken	RG402	High Cable-07	1 GHz~26.5 GHz	Oct. 04, 2021	Oct. 03, 2022	Conducted (TH01-CB)
RF Cable-high	Woken	RG402	High Cable-08	1 GHz~26.5 GHz	Oct. 04, 2021	Oct. 03, 2022	Conducted (TH01-CB)
RF Cable-high	Woken	RG402	High Cable-09	1 GHz~26.5 GHz	Oct. 04, 2021	Oct. 03, 2022	Conducted (TH01-CB)
RF Cable-high	Woken	RG402	High Cable-10	1 GHz~26.5 GHz	Oct. 04, 2021	Oct. 03, 2022	Conducted (TH01-CB)
RF Cable-high	Woken	RG402	High Cable-30	1 GHz~26.5 GHz	Oct. 04, 2021	Oct. 03, 2022	Conducted (TH01-CB)
Switch	SPTCB	SP-SWI	SWI-01	1 GHz~26.5 GHz	Dec. 13, 2021	Dec. 12, 2022	Conducted (TH01-CB)
RF Cable-high	Woken	RG402	SWI-01-P1	1 GHz~26.5 GHz	Dec. 13, 2021	Dec. 12, 2022	Conducted (TH01-CB)
RF Cable-high	Woken	RG402	SWI-01-P2	1 GHz~26.5 GHz	Dec. 13, 2021	Dec. 12, 2022	Conducted (TH01-CB)
RF Cable-high	Woken	RG402	SWI-01-P3	1 GHz~26.5 GHz	Dec. 13, 2021	Dec. 12, 2022	Conducted (TH01-CB)
RF Cable-high	Woken	RG402	SWI-01-P4	1 GHz~26.5 GHz	Dec. 13, 2021	Dec. 12, 2022	Conducted (TH01-CB)
RF Cable-high	Woken	RG402	SWI-01-P5	1 GHz~26.5 GHz	Dec. 13, 2021	Dec. 12, 2022	Conducted (TH01-CB)



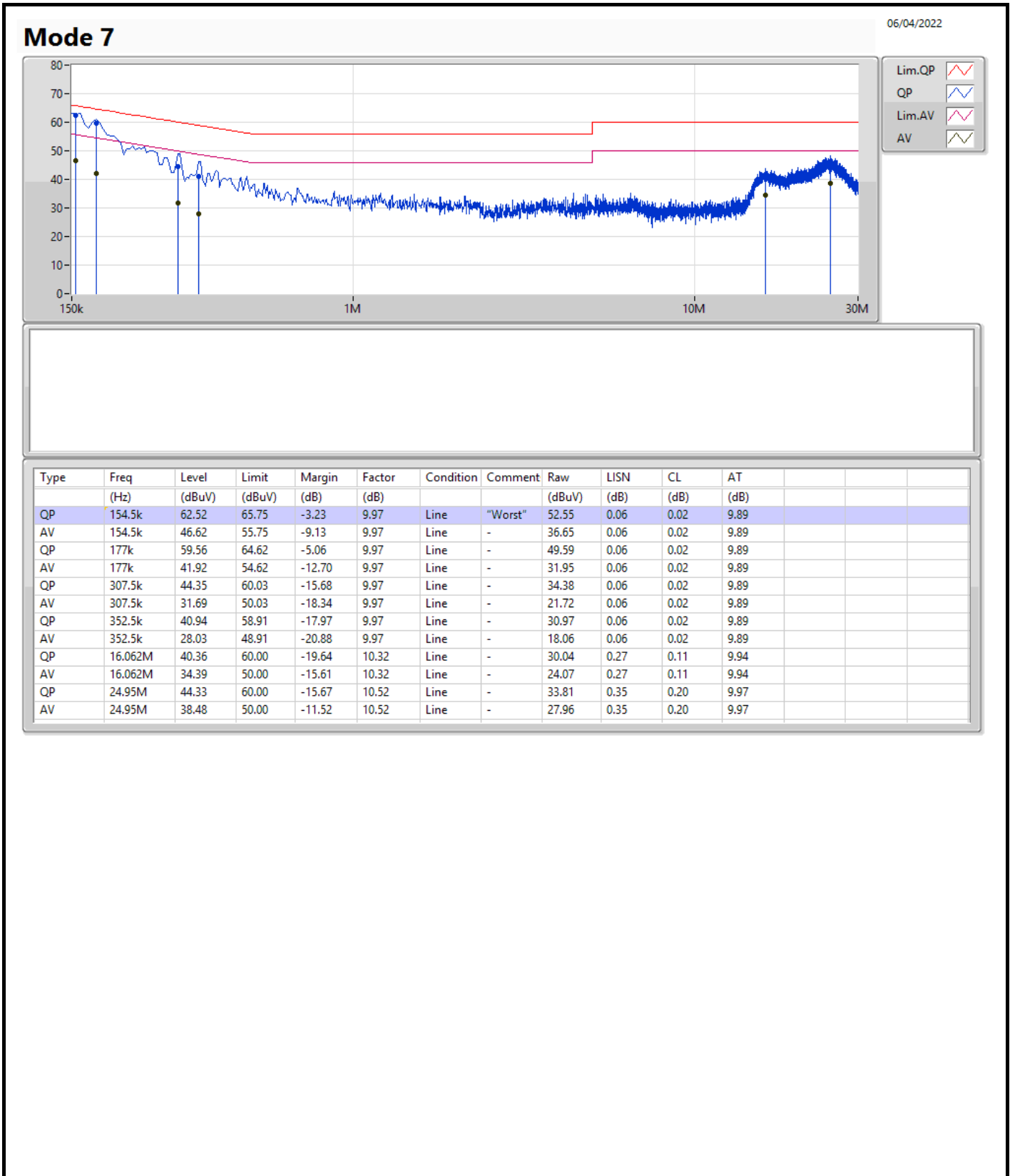
Instrument	Brand	Model No.	Serial No.	Characteristics	Calibration Date	Calibration Due Date	Remark
Power Sensor	Anritsu	MA2411B	1339408	300MHz~ 40GHz	Sep. 06, 2021	Sep. 05, 2022	Conducted (TH01-CB)
Power Meter	Anritsu	ML2495A	1517009	300MHz~ 40GHz	Sep. 06, 2021	Sep. 05, 2022	Conducted (TH01-CB)
Test Software	SPORTON	SENSE	V5.10	-	N.C.R.	N.C.R.	Conducted (TH01-CB)

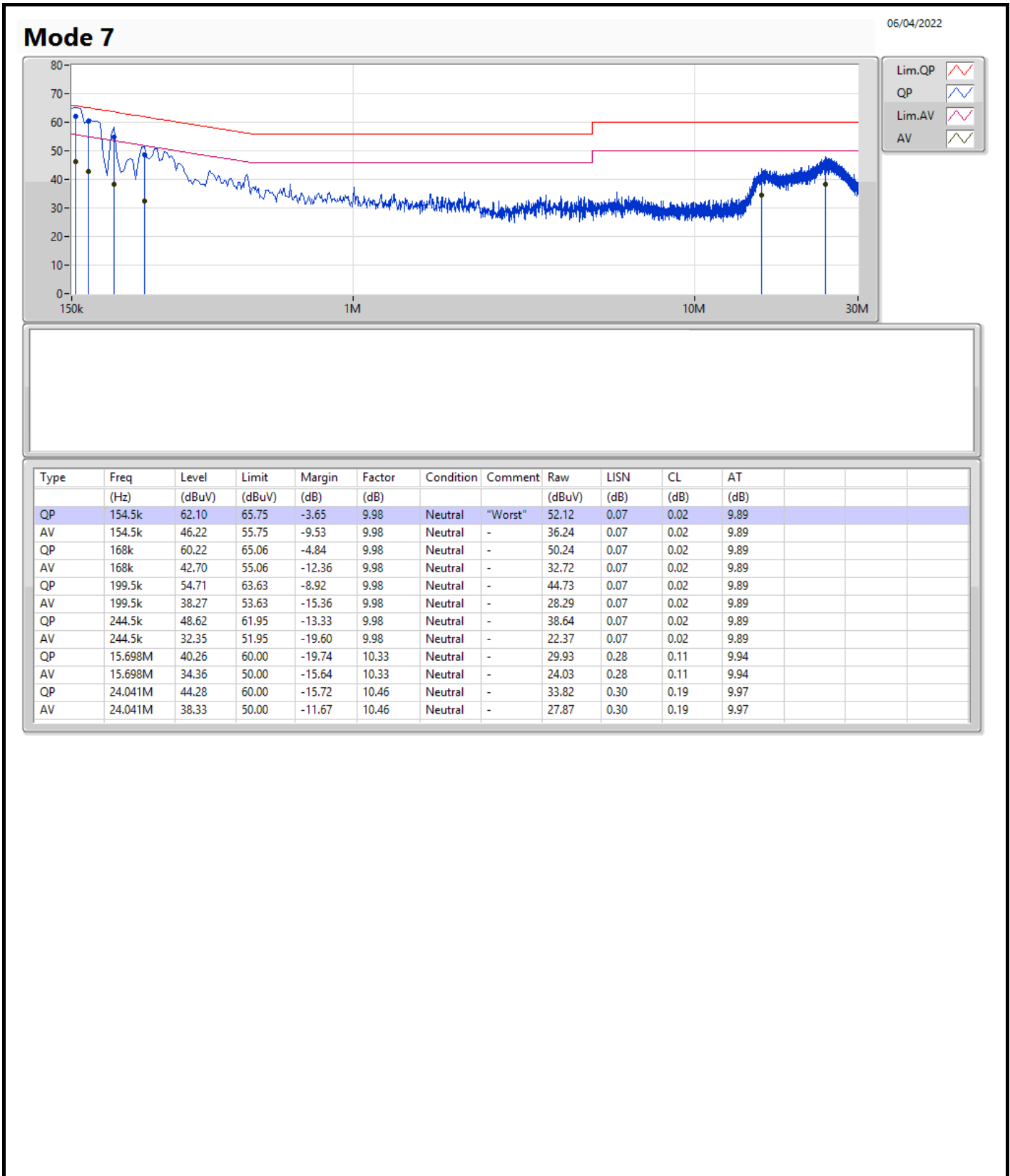
Note: Calibration Interval of instruments listed above is one year.
NCR means Non-Calibration required.



Summary

Mode	Result	Type	Freq (Hz)	Level (dBuV)	Limit (dBuV)	Margin (dB)	Condition
Mode 7	Pass	QP	154.5k	62.52	65.75	-3.23	Line







Summary

Mode	Max-N dB (Hz)	Max-OBW (Hz)	ITU-Code	Min-N dB (Hz)	Min-OBW (Hz)
2.4-2.4835GHz	-	-	-	-	-
802.11b_Nss1,(1Mbps)_1TX	8.05M	13.018M	13M0G1D	6.55M	12.894M
802.11g_Nss1,(6Mbps)_1TX	16.3M	16.467M	16M5D1D	16.05M	16.442M
802.11ax HEW20_Nss1,(MCS0)_1TX	18.975M	18.941M	18M9D1D	18.7M	18.891M

Max-N dB = Maximum 6dB down bandwidth; Max-OBW = Maximum 99% occupied bandwidth;
Min-N dB = Minimum 6dB down bandwidth; Min-OBW = Minimum 99% occupied bandwidth

Result

Mode	Result	Limit (Hz)	Port 1-N dB (Hz)	Port 1-OBW (Hz)
802.11b_Nss1,(1Mbps)_1TX	-	-	-	-
2412MHz	Pass	500k	8.05M	12.894M
2437MHz	Pass	500k	6.55M	12.894M
2462MHz	Pass	500k	7.55M	13.018M
802.11g_Nss1,(6Mbps)_1TX	-	-	-	-
2412MHz	Pass	500k	16.3M	16.442M
2437MHz	Pass	500k	16.3M	16.442M
2462MHz	Pass	500k	16.05M	16.467M
802.11ax HEW20_Nss1,(MCS0)_1TX	-	-	-	-
2412MHz	Pass	500k	18.7M	18.891M
2437MHz	Pass	500k	18.975M	18.941M
2462MHz	Pass	500k	18.775M	18.941M

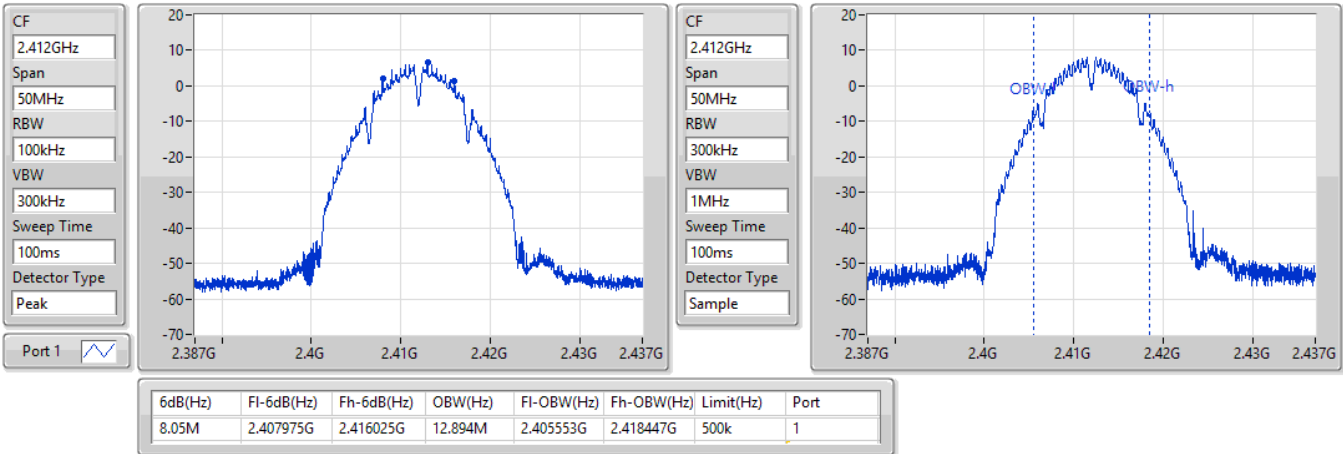
Port X-N dB = Port X 6dB down bandwidth;
 Port X-OBW = Port X 99% occupied bandwidth

802.11b_Nss1,(1Mbps)_1TX

EBW

2412MHz

11/02/2022

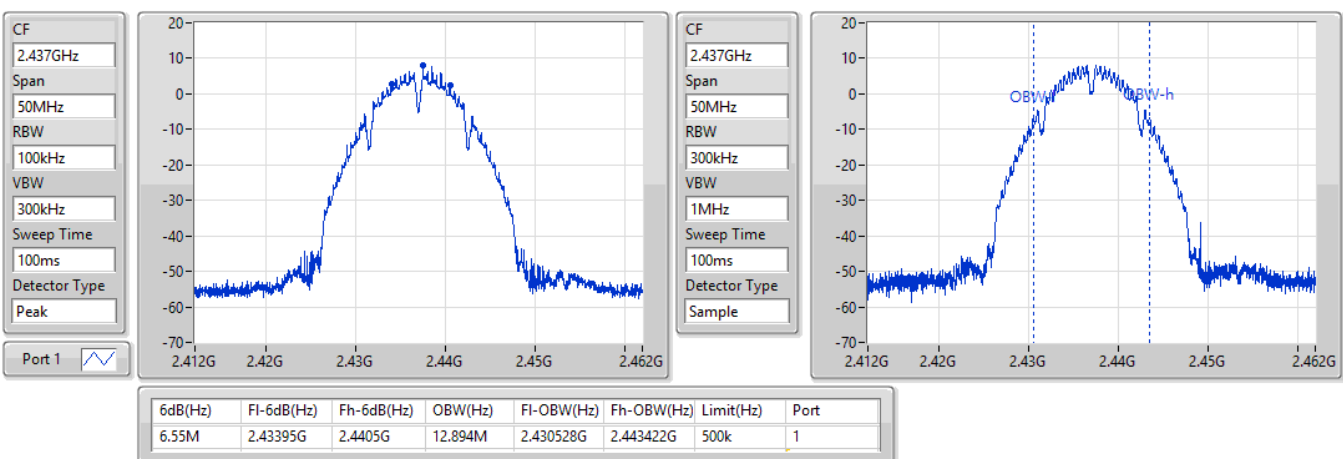


802.11b_Nss1,(1Mbps)_1TX

EBW

2437MHz

11/02/2022

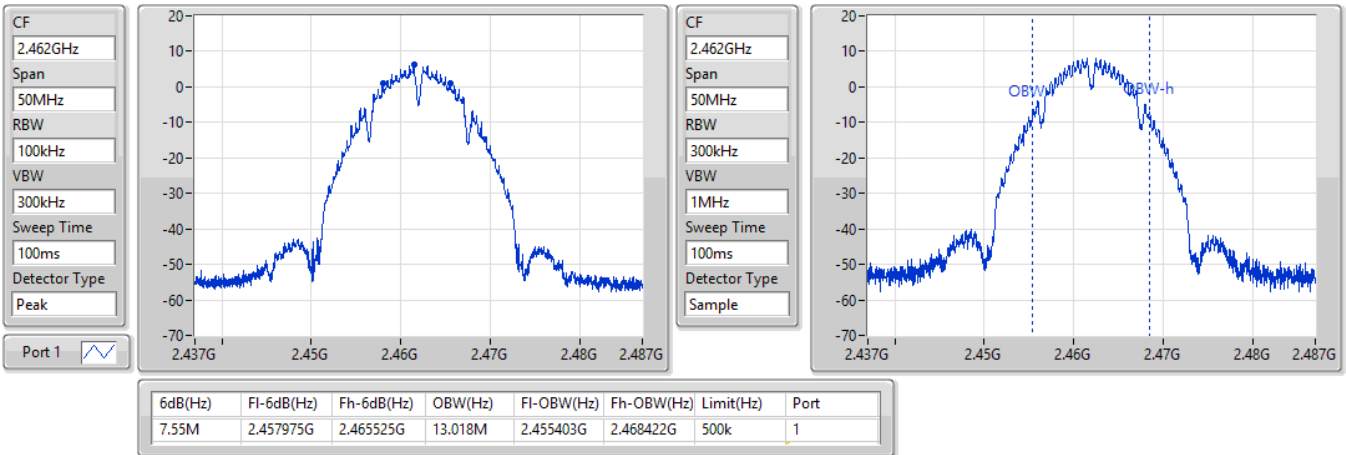


802.11b_Nss1,(1Mbps)_1TX

EBW

2462MHz

11/02/2022

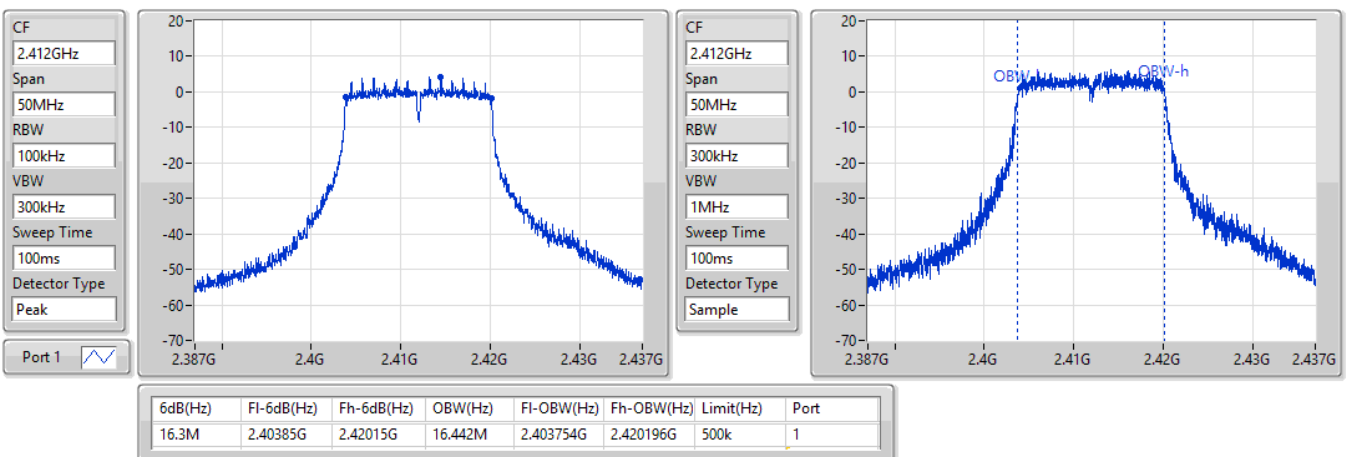


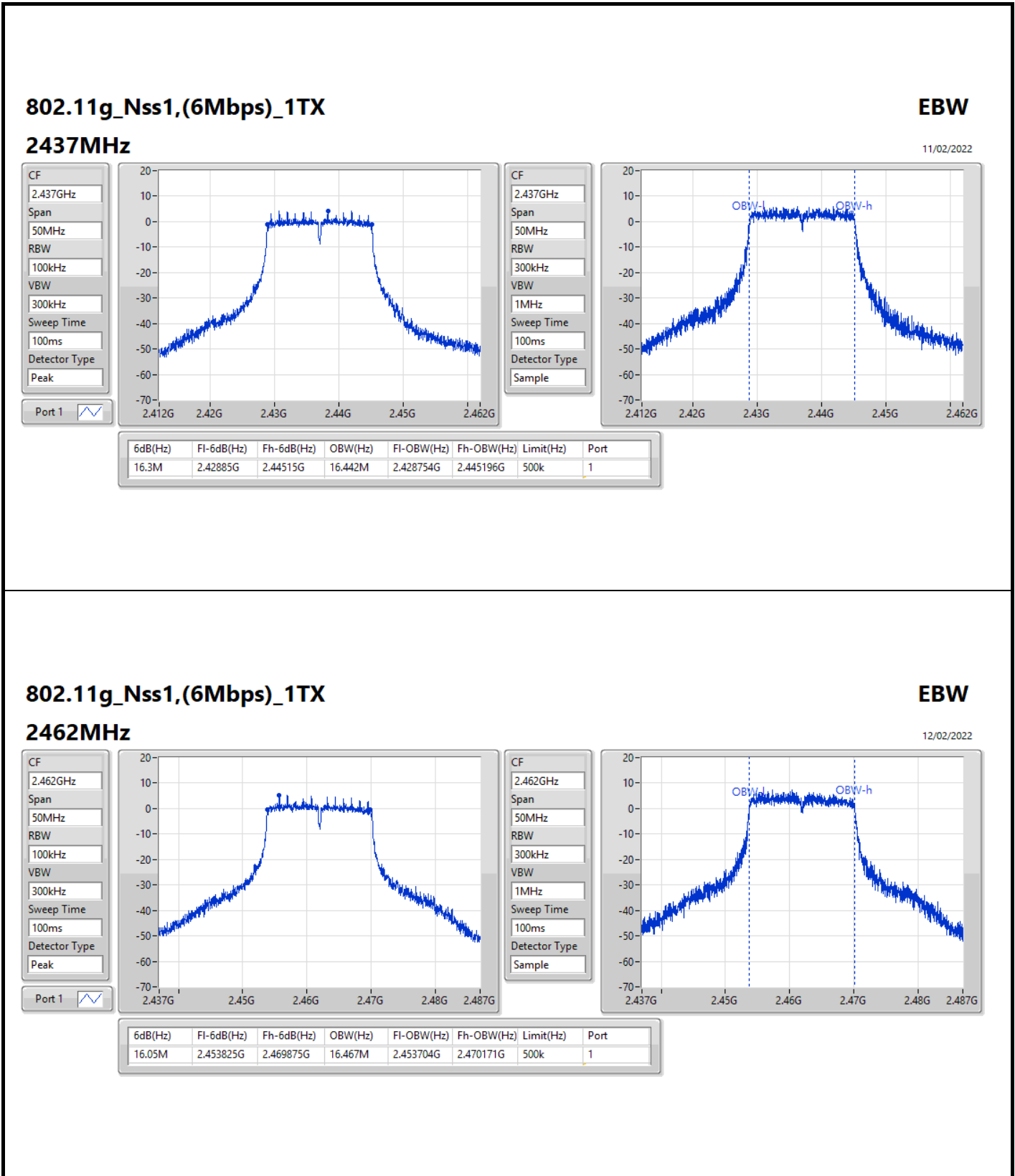
802.11g_Nss1,(6Mbps)_1TX

EBW

2412MHz

11/02/2022



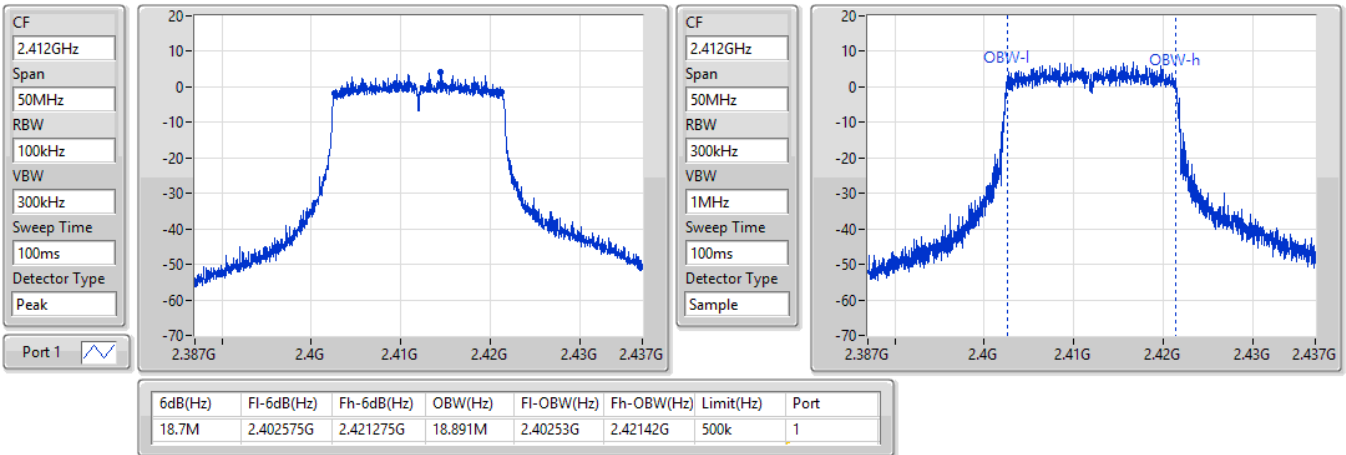


802.11ax HEW20_Nss1,(MCS0)_1TX

EBW

2412MHz

11/02/2022

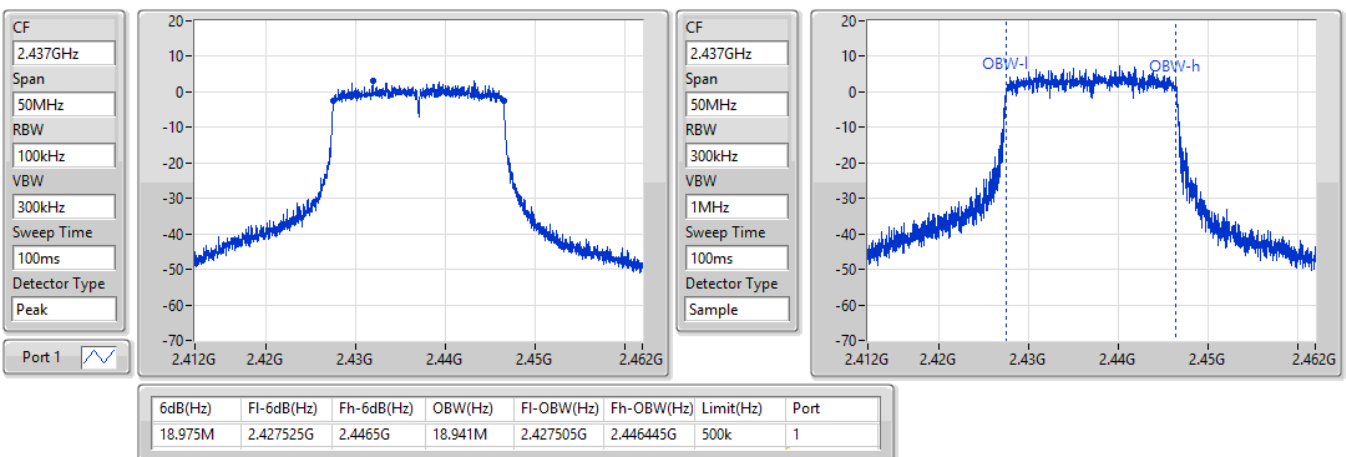


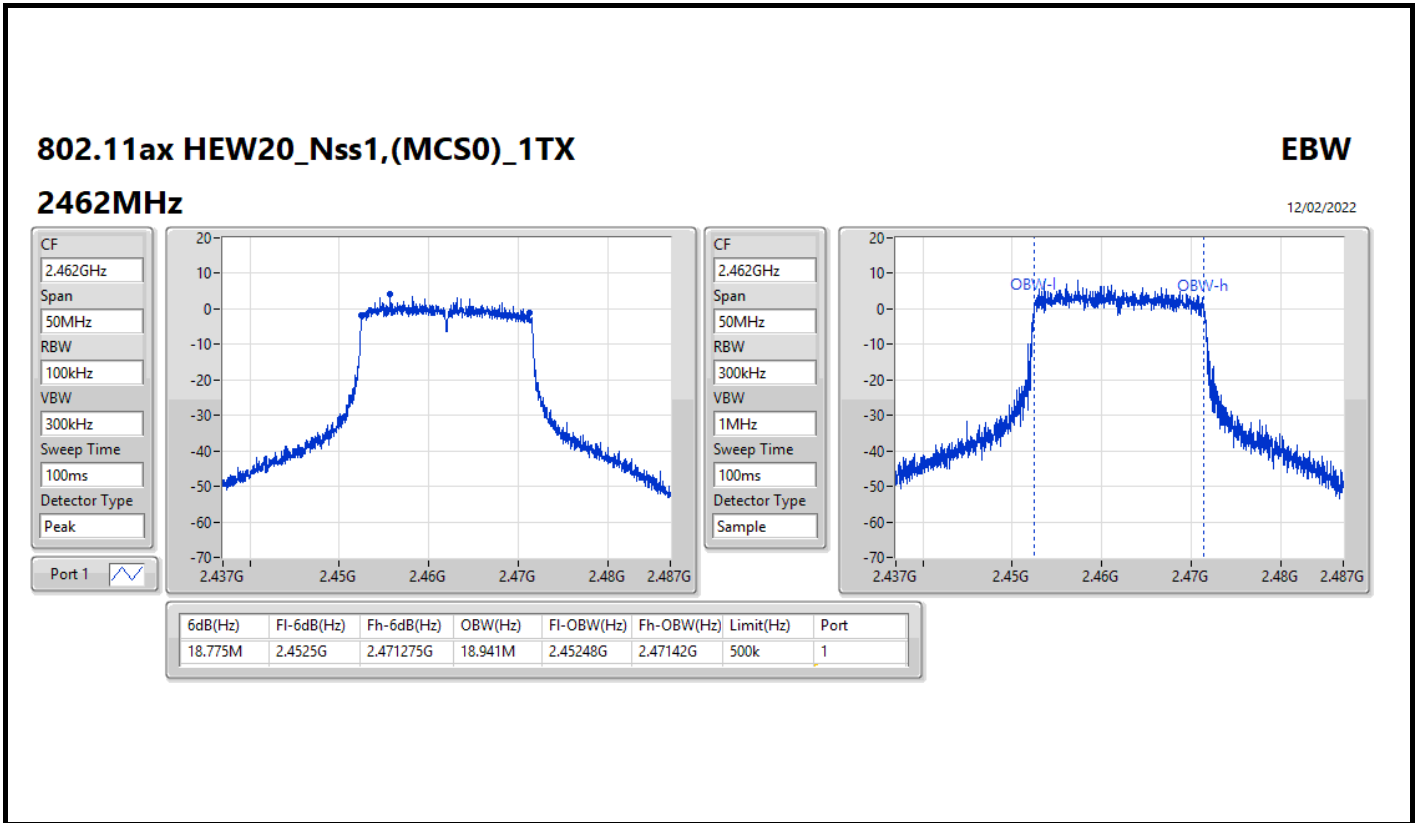
802.11ax HEW20_Nss1,(MCS0)_1TX

EBW

2437MHz

11/02/2022







Summary

Mode	Max-N dB (Hz)	Max-OBW (Hz)	ITU-Code	Min-N dB (Hz)	Min-OBW (Hz)
2.4-2.4835GHz	-	-	-	-	-
802.11b_Nss1,(1Mbps)_2TX	8.525M	13.043M	13M0G1D	6.575M	12.769M
802.11g_Nss1,(6Mbps)_2TX	16.325M	16.517M	16M5D1D	15.95M	16.392M
802.11ax HEW20_Nss1,(MCS0)_2TX	18.9M	18.966M	19M0D1D	18.575M	18.916M

Max-N dB = Maximum 6dB down bandwidth; Max-OBW = Maximum 99% occupied bandwidth;
Min-N dB = Minimum 6dB down bandwidth; Min-OBW = Minimum 99% occupied bandwidth

Result

Mode	Result	Limit (Hz)	Port 1-N dB (Hz)	Port 1-OBW (Hz)	Port 2-N dB (Hz)	Port 2-OBW (Hz)
802.11b_Nss1,(1Mbps)_2TX	-	-	-	-	-	-
2412MHz	Pass	500k	8.025M	12.894M	8.525M	12.769M
2437MHz	Pass	500k	8.525M	12.919M	8.05M	12.894M
2462MHz	Pass	500k	6.575M	13.043M	8.05M	12.969M
802.11g_Nss1,(6Mbps)_2TX	-	-	-	-	-	-
2412MHz	Pass	500k	16.3M	16.392M	15.95M	16.442M
2437MHz	Pass	500k	16.325M	16.442M	16.3M	16.442M
2462MHz	Pass	500k	16.05M	16.442M	16.025M	16.517M
802.11ax HEW20_Nss1,(MCS0)_2TX	-	-	-	-	-	-
2412MHz	Pass	500k	18.725M	18.941M	18.85M	18.916M
2437MHz	Pass	500k	18.85M	18.966M	18.9M	18.941M
2462MHz	Pass	500k	18.675M	18.941M	18.575M	18.941M

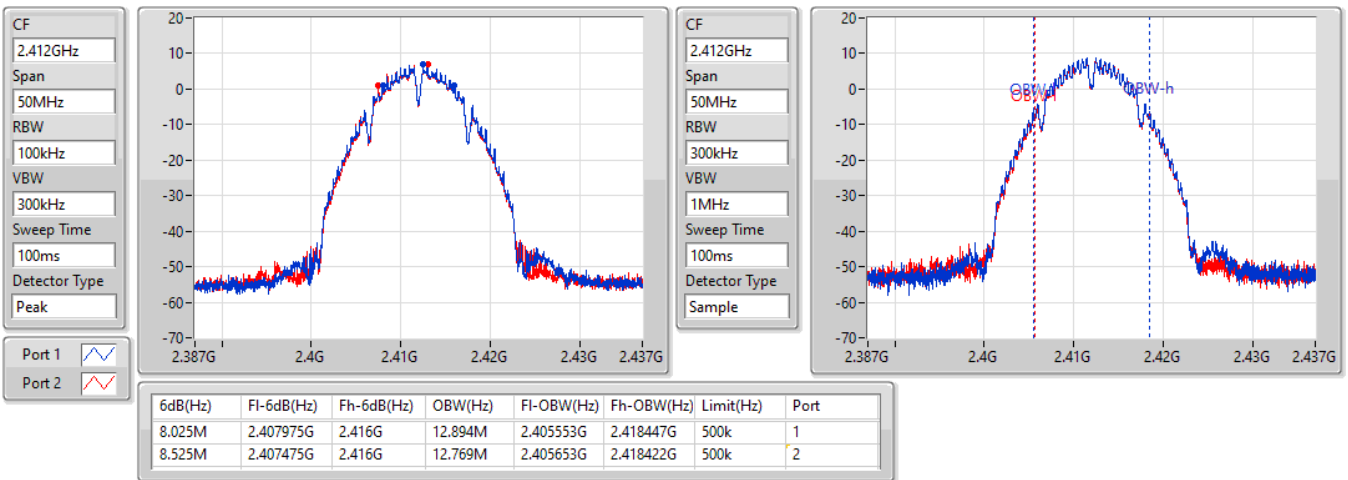
Port X-N dB = Port X 6dB down bandwidth;
 Port X-OBW = Port X 99% occupied bandwidth

802.11b_Nss1,(1Mbps)_2TX

EBW

2412MHz

21/01/2022

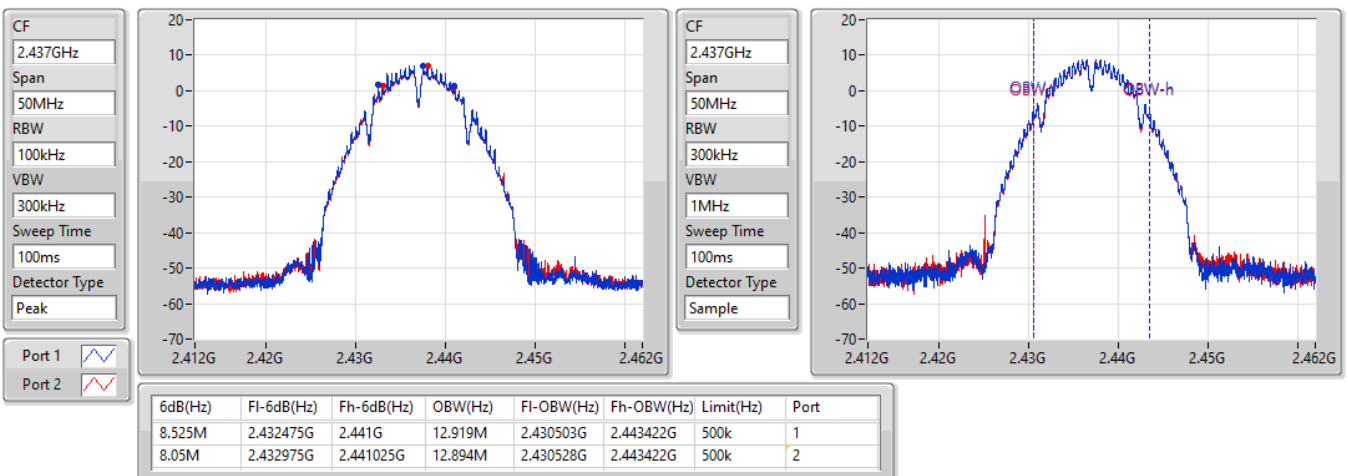


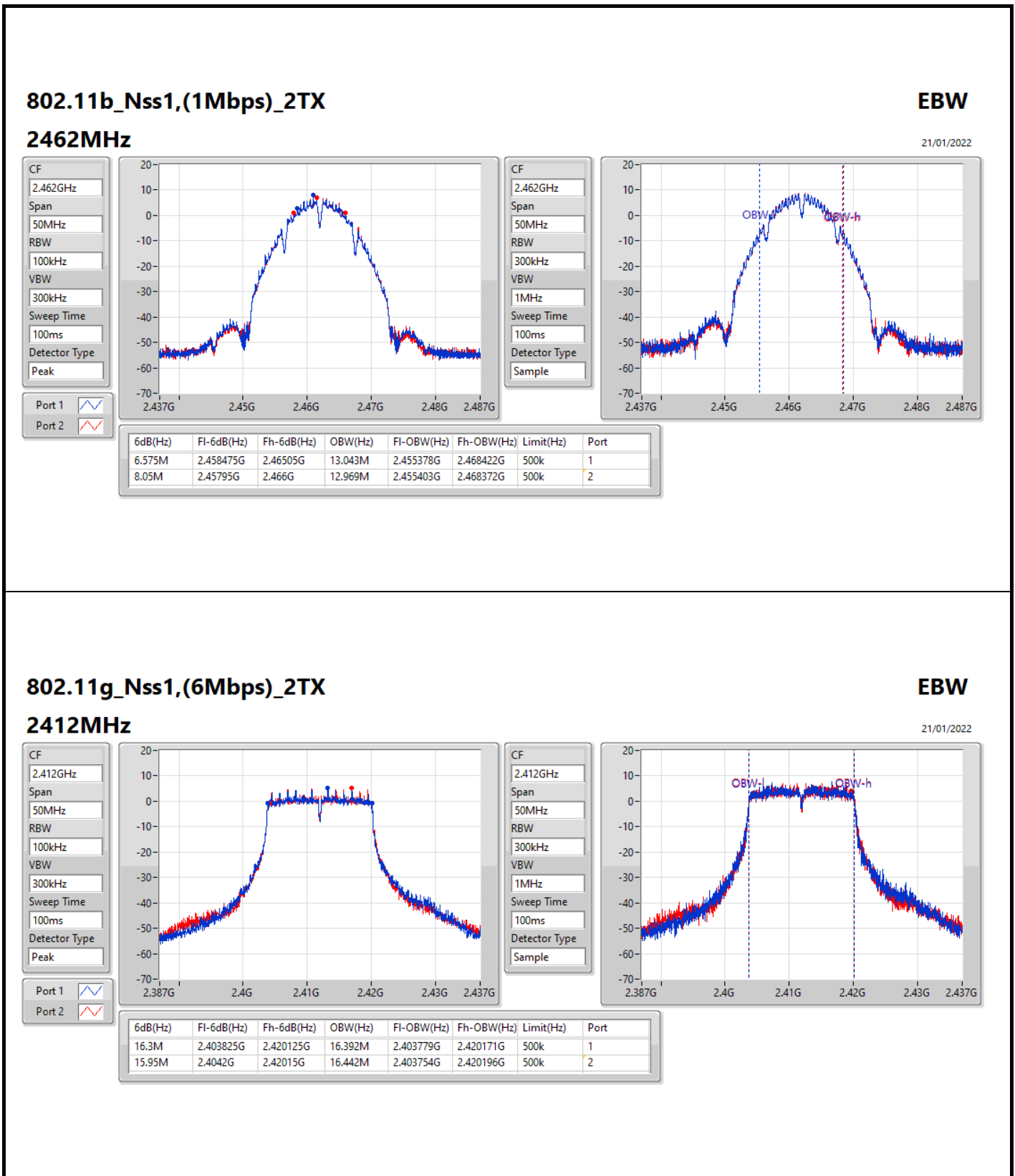
802.11b_Nss1,(1Mbps)_2TX

EBW

2437MHz

21/01/2022



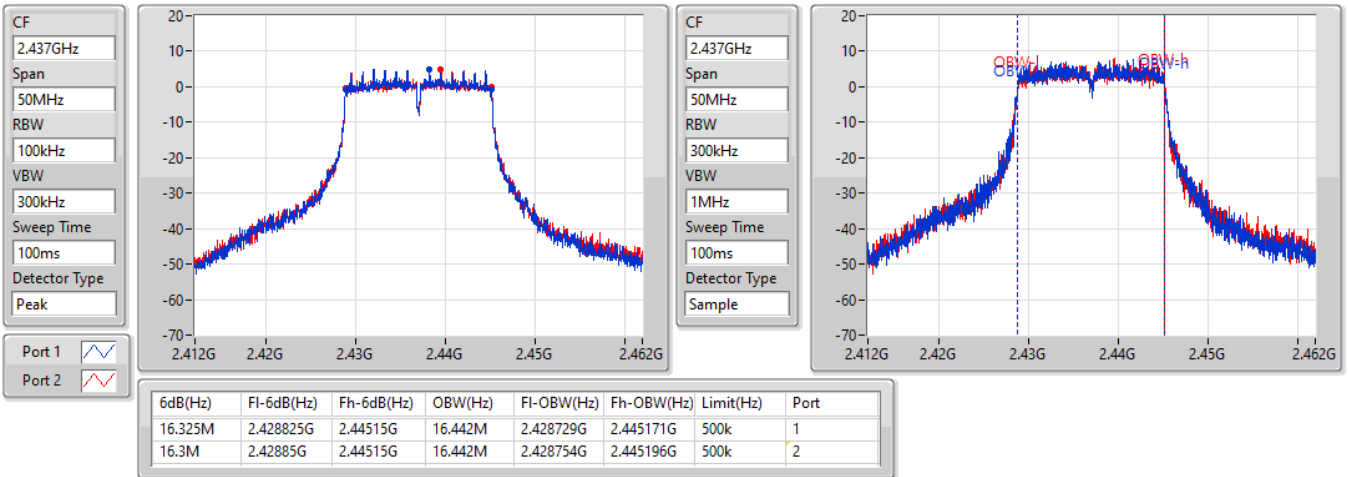


802.11g_Nss1,(6Mbps)_2TX

EBW

2437MHz

21/01/2022

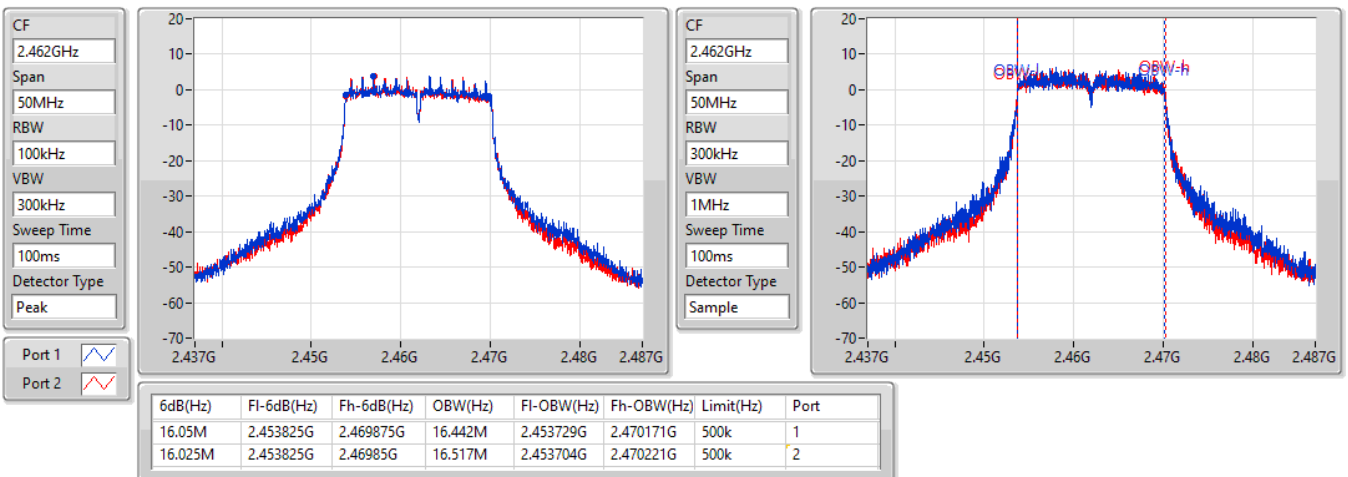


802.11g_Nss1,(6Mbps)_2TX

EBW

2462MHz

21/01/2022

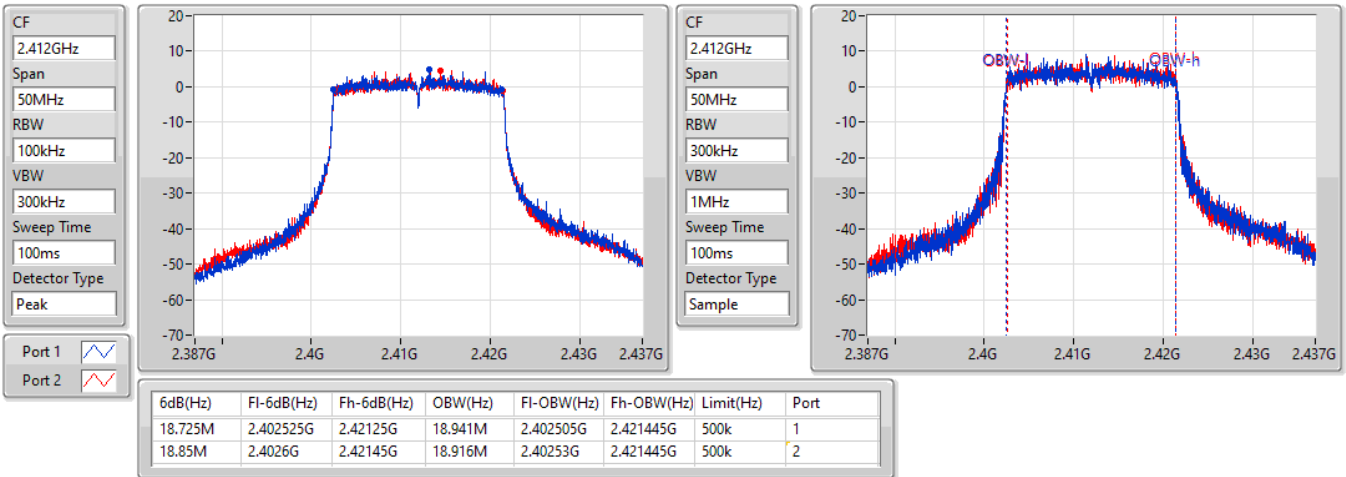


802.11ax HEW20_Nss1,(MCS0)_2TX

EBW

2412MHz

21/01/2022

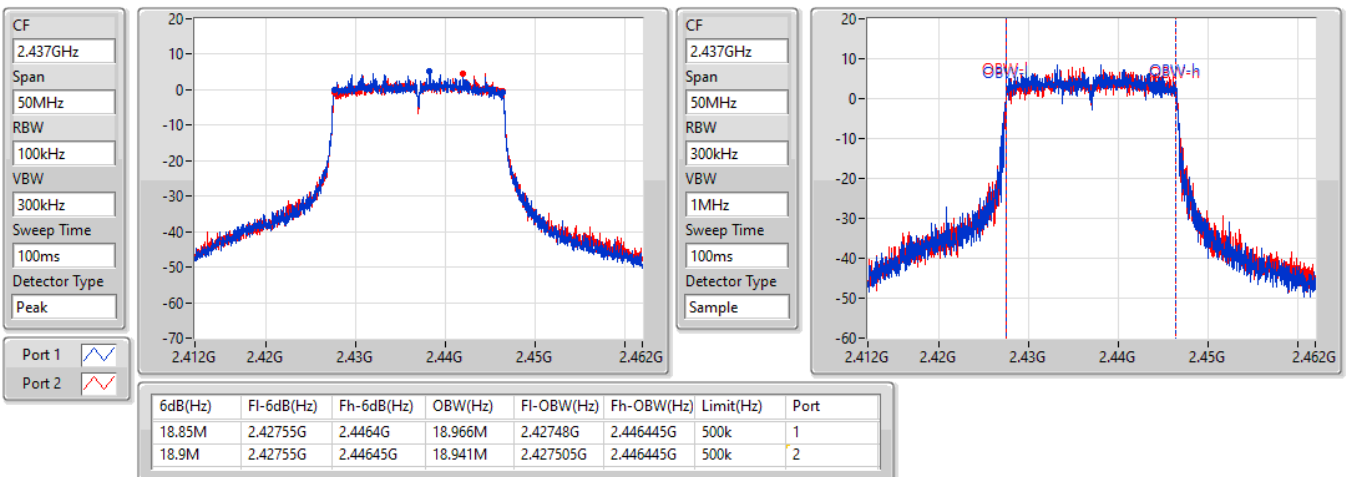


802.11ax HEW20_Nss1,(MCS0)_2TX

EBW

2437MHz

21/01/2022

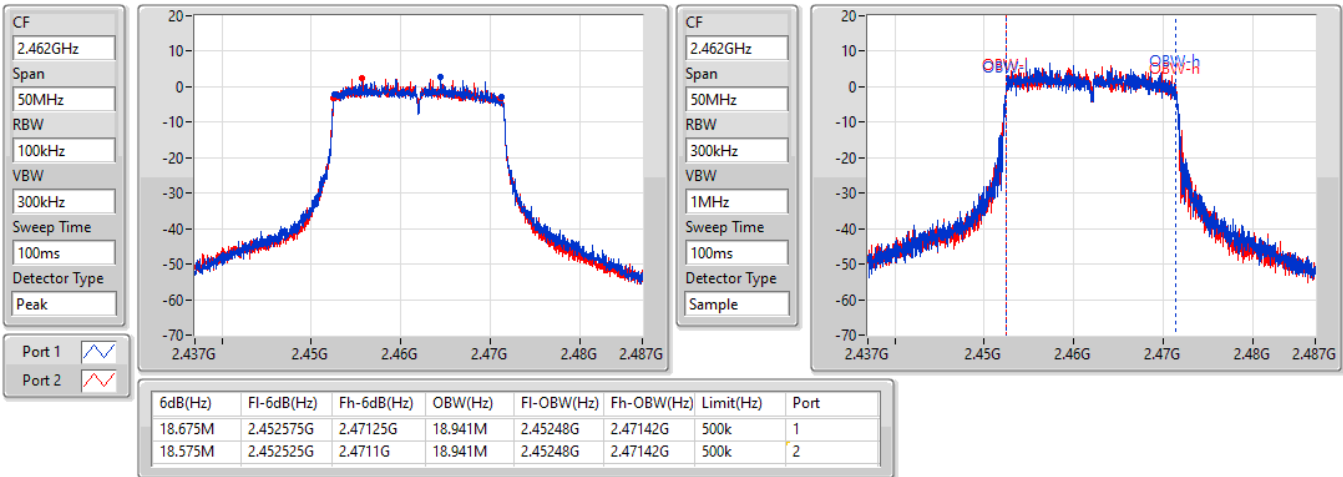


802.11ax HEW20_Nss1,(MCS0)_2TX

EBW

2462MHz

21/01/2022





Summary

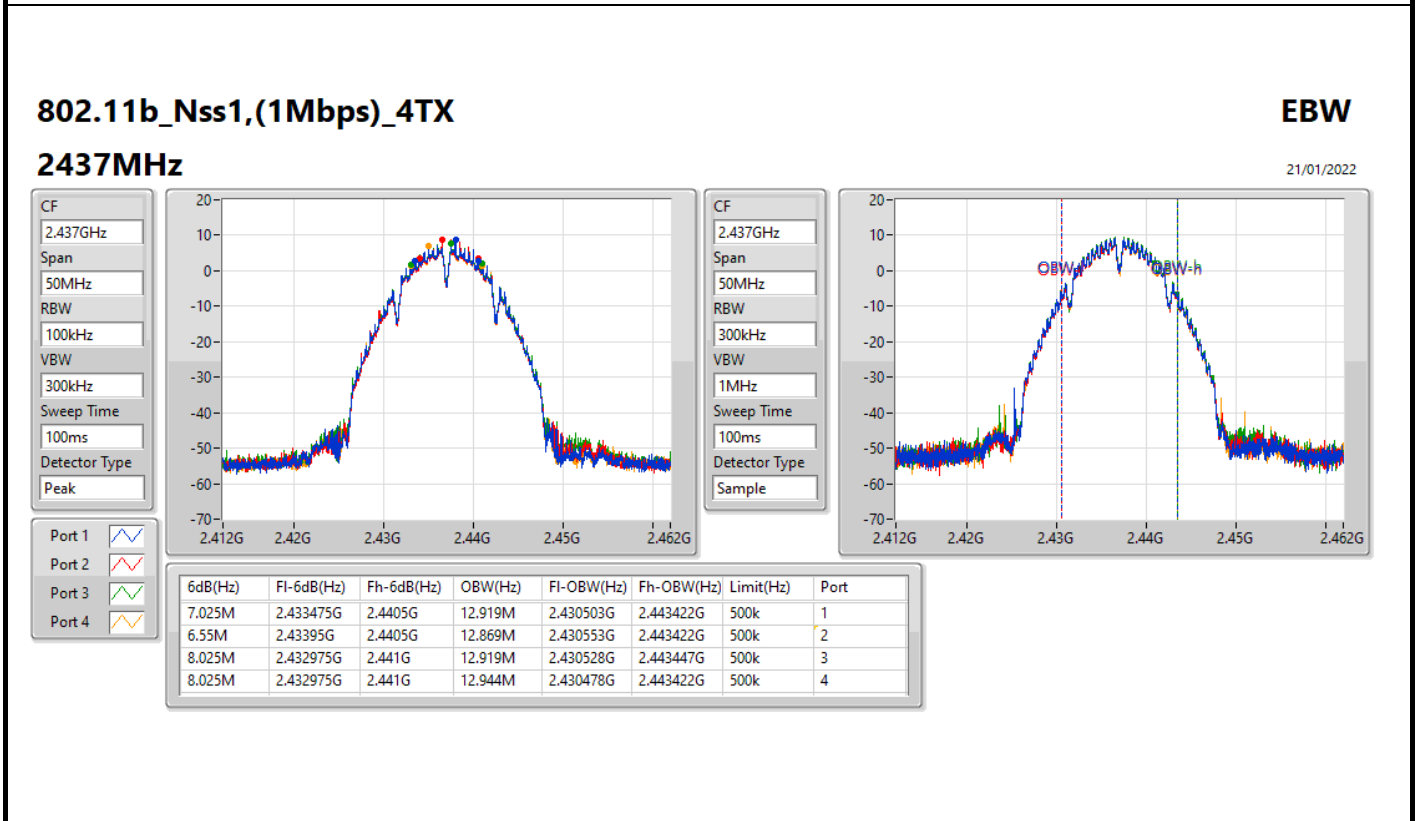
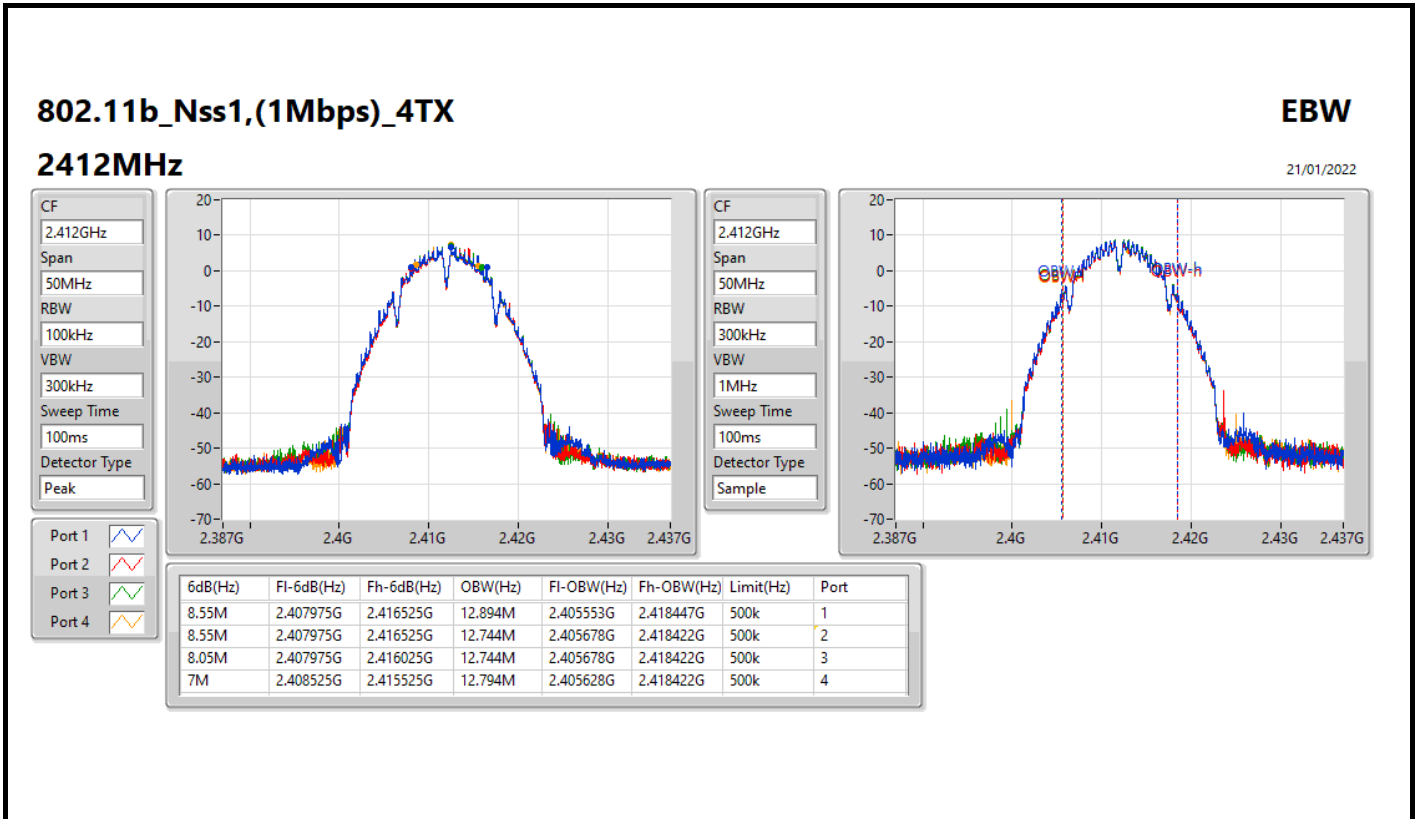
Mode	Max-N dB (Hz)	Max-OBW (Hz)	ITU-Code	Min-N dB (Hz)	Min-OBW (Hz)
2.4-2.4835GHz	-	-	-	-	-
802.11b_Nss1,(1Mbps)_4TX	8.55M	13.068M	13M1G1D	6.55M	12.744M
802.11g_Nss1,(6Mbps)_4TX	16.3M	16.517M	16M5D1D	15.725M	16.392M
802.11ax HEW20_Nss1,(MCS0)_4TX	18.95M	18.991M	19M0D1D	18.25M	18.891M

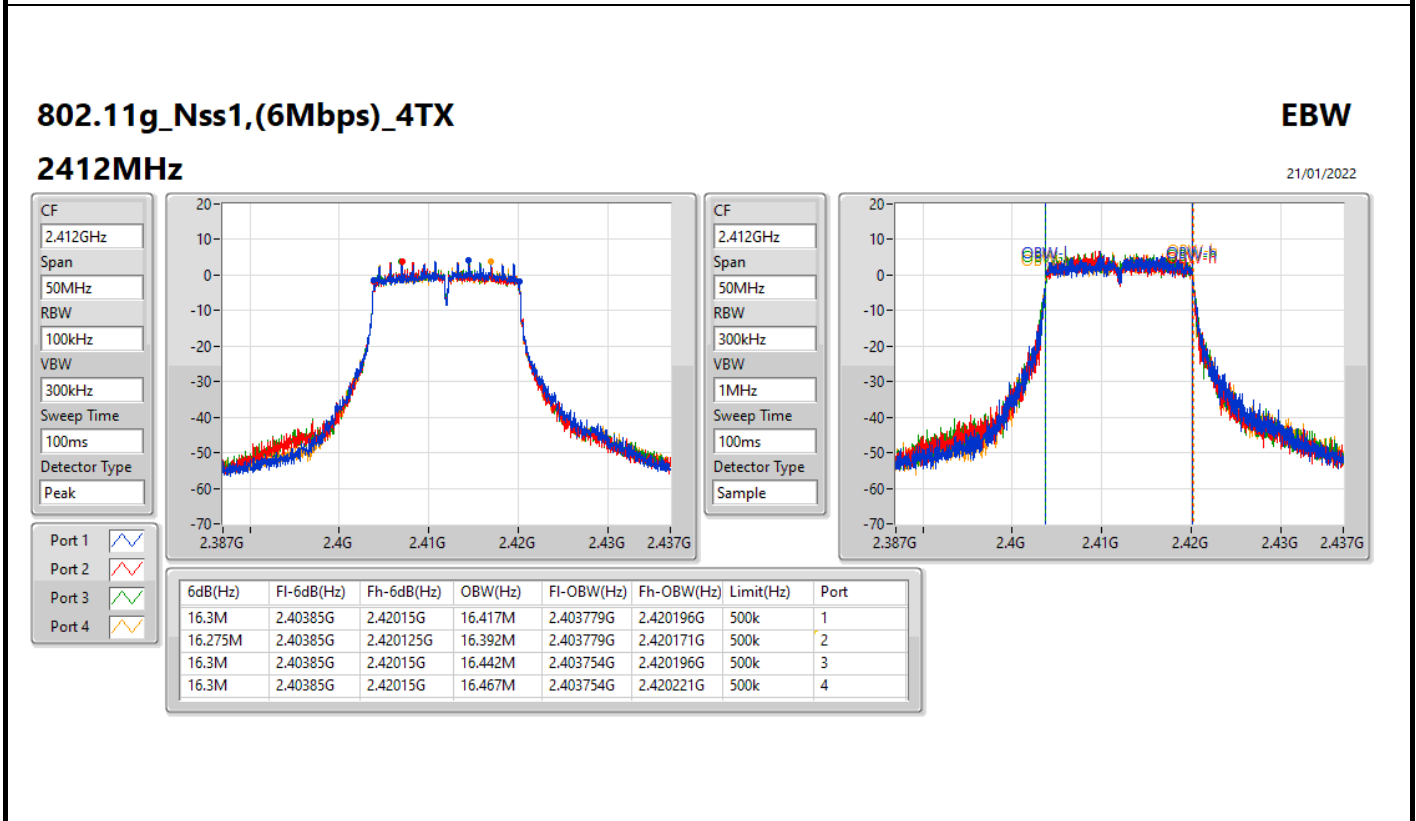
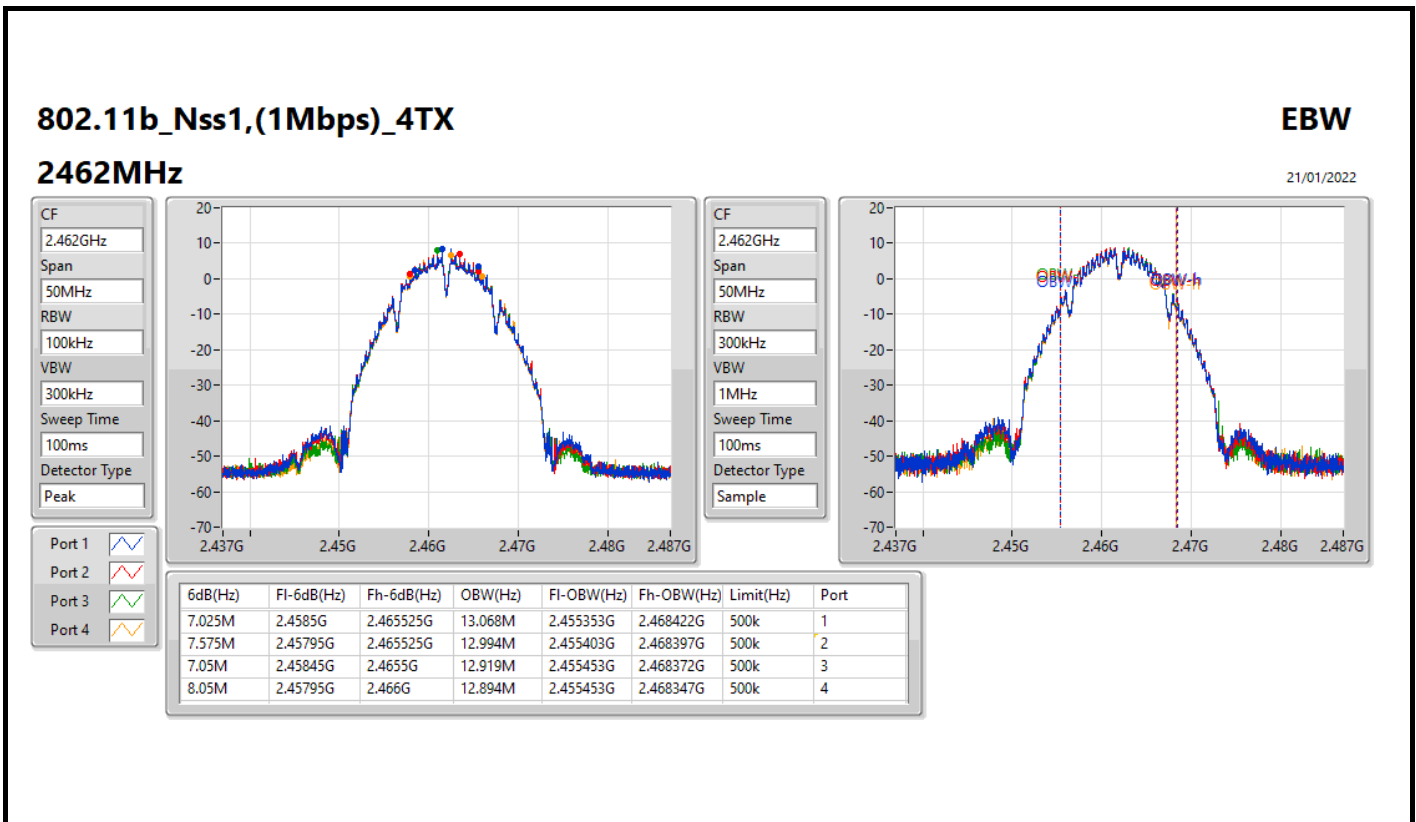
Max-N dB = Maximum 6dB down bandwidth; Max-OBW = Maximum 99% occupied bandwidth;
Min-N dB = Minimum 6dB down bandwidth; Min-OBW = Minimum 99% occupied bandwidth

Result

Mode	Result	Limit (Hz)	Port 1-N dB (Hz)	Port 1-OBW (Hz)	Port 2-N dB (Hz)	Port 2-OBW (Hz)	Port 3-N dB (Hz)	Port 3-OBW (Hz)	Port 4-N dB (Hz)	Port 4-OBW (Hz)
802.11b_Nss1,(1Mbps)_4TX	-	-	-	-	-	-	-	-	-	-
2412MHz	Pass	500k	8.55M	12.894M	8.55M	12.744M	8.05M	12.744M	7M	12.794M
2437MHz	Pass	500k	7.025M	12.919M	6.55M	12.869M	8.025M	12.919M	8.025M	12.944M
2462MHz	Pass	500k	7.025M	13.068M	7.575M	12.994M	7.05M	12.919M	8.05M	12.894M
802.11g_Nss1,(6Mbps)_4TX	-	-	-	-	-	-	-	-	-	-
2412MHz	Pass	500k	16.3M	16.417M	16.275M	16.392M	16.3M	16.442M	16.3M	16.467M
2437MHz	Pass	500k	16.3M	16.467M	16.3M	16.442M	16.3M	16.442M	16.3M	16.467M
2462MHz	Pass	500k	16.3M	16.492M	15.725M	16.442M	16.05M	16.517M	16.3M	16.417M
802.11ax HEW20_Nss1,(MCS0)_4TX	-	-	-	-	-	-	-	-	-	-
2412MHz	Pass	500k	18.45M	18.916M	18.8M	18.916M	18.875M	18.891M	18.775M	18.891M
2437MHz	Pass	500k	18.95M	18.916M	18.25M	18.916M	18.625M	18.916M	18.825M	18.991M
2462MHz	Pass	500k	18.675M	18.891M	18.825M	18.916M	18.675M	18.966M	18.35M	18.891M

Port X-N dB = Port X 6dB down bandwidth;
 Port X-OBW = Port X 99% occupied bandwidth





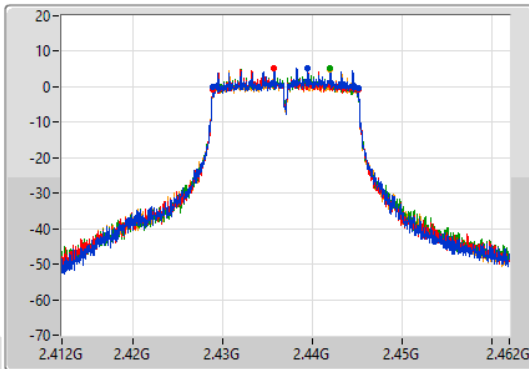
802.11g_Nss1,(6Mbps)_4TX

EBW

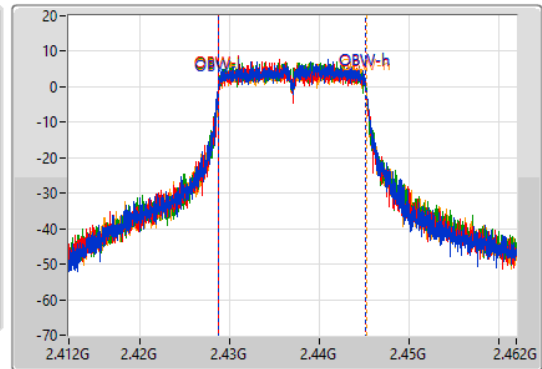
2437MHz

21/01/2022

CF
2.437GHz
Span
50MHz
RBW
100kHz
VBW
300kHz
Sweep Time
100ms
Detector Type
Peak



CF
2.437GHz
Span
50MHz
RBW
300kHz
VBW
1MHz
Sweep Time
100ms
Detector Type
Sample



6dB(Hz)	Fl-6dB(Hz)	Fh-6dB(Hz)	OBW(Hz)	Fl-OBW(Hz)	Fh-OBW(Hz)	Limit(Hz)	Port
16.3M	2.42885G	2.44515G	16.467M	2.428729G	2.445196G	500k	1
16.3M	2.42885G	2.44515G	16.442M	2.428754G	2.445196G	500k	2
16.3M	2.42885G	2.44515G	16.442M	2.428754G	2.445196G	500k	3
16.3M	2.428825G	2.445125G	16.467M	2.428754G	2.445221G	500k	4

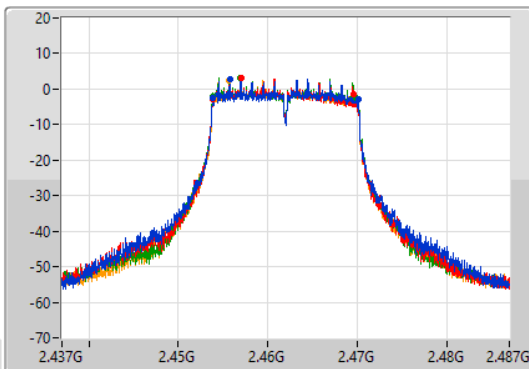
802.11g_Nss1,(6Mbps)_4TX

EBW

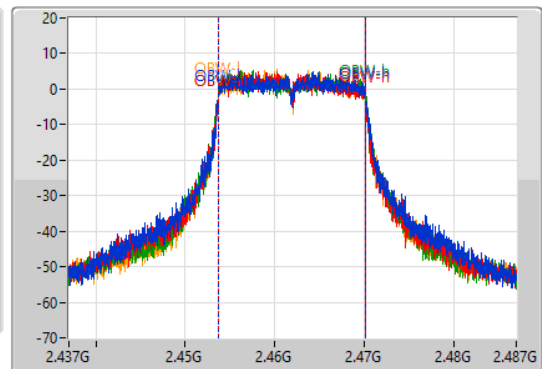
2462MHz

21/01/2022

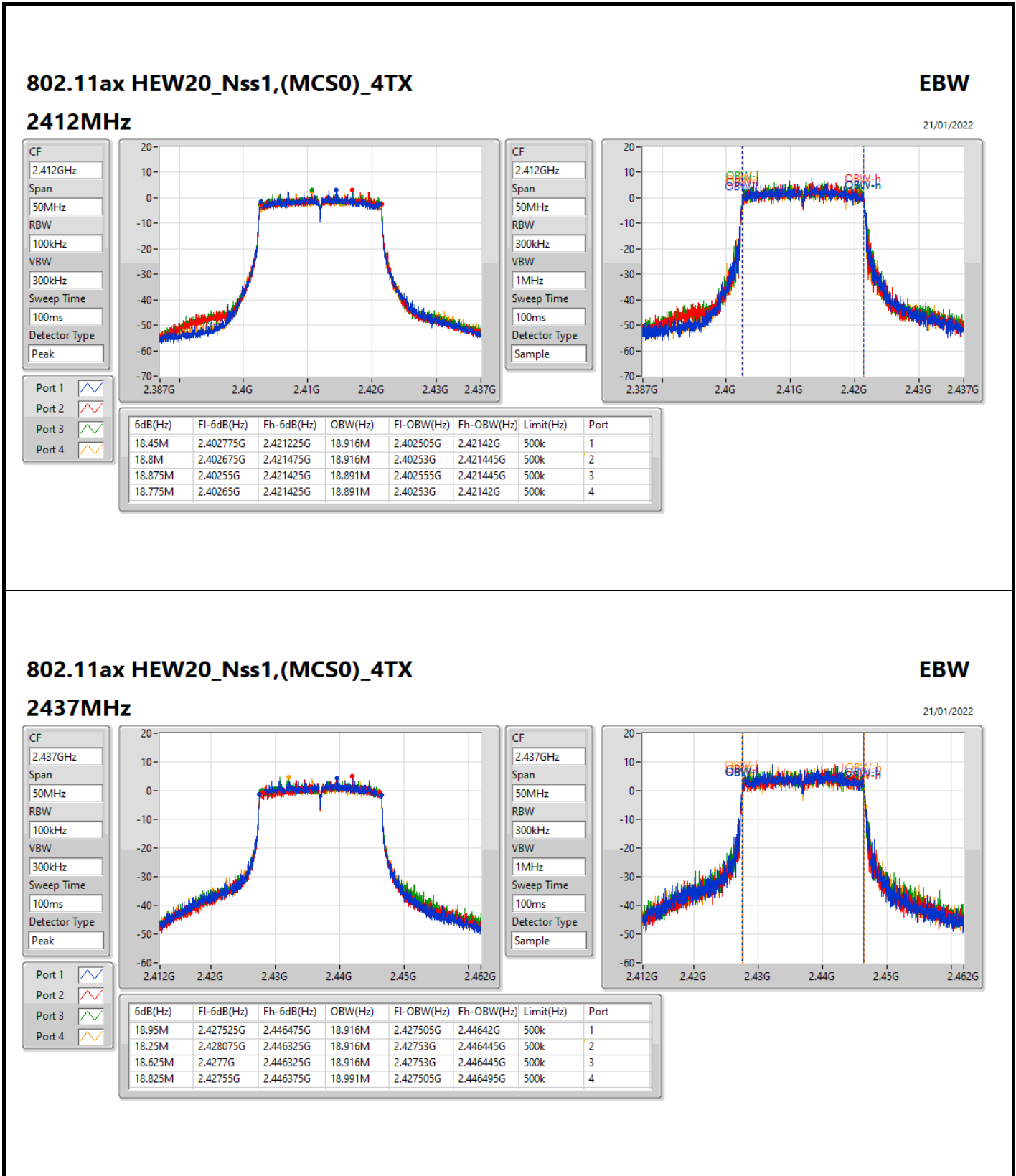
CF
2.462GHz
Span
50MHz
RBW
100kHz
VBW
300kHz
Sweep Time
100ms
Detector Type
Peak

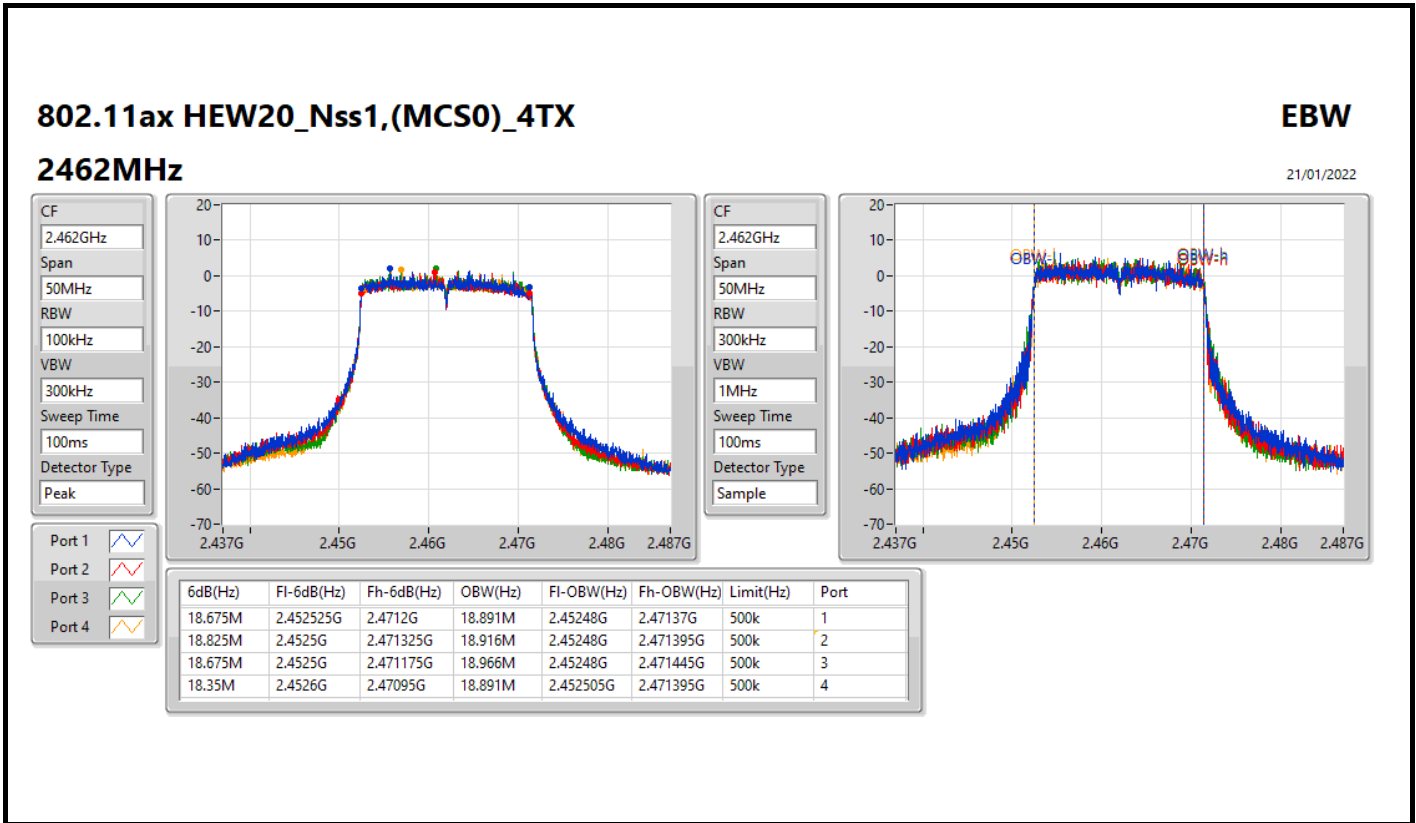


CF
2.462GHz
Span
50MHz
RBW
300kHz
VBW
1MHz
Sweep Time
100ms
Detector Type
Sample



6dB(Hz)	Fl-6dB(Hz)	Fh-6dB(Hz)	OBW(Hz)	Fl-OBW(Hz)	Fh-OBW(Hz)	Limit(Hz)	Port
16.3M	2.453825G	2.470125G	16.492M	2.453704G	2.470196G	500k	1
15.725M	2.453825G	2.46955G	16.442M	2.453679G	2.470121G	500k	2
16.05M	2.453825G	2.469875G	16.517M	2.453679G	2.470196G	500k	3
16.3M	2.453825G	2.470125G	16.417M	2.453754G	2.470171G	500k	4







Summary

Mode	Max-N dB (Hz)	Max-OBW (Hz)	ITU-Code	Min-N dB (Hz)	Min-OBW (Hz)
2.4-2.4835GHz	-	-	-	-	-
802.11b_Nss1,(1Mbps)_1TX	8.1M	13.068M	13M1G1D	7.025M	13.043M
802.11g_Nss1,(6Mbps)_1TX	16.35M	16.667M	16M7D1D	16.35M	16.617M
802.11ax HEW20_Nss1,(MCS0)_1TX	19.05M	19.09M	19M1D1D	19.025M	19.04M

Max-N dB = Maximum 6dB down bandwidth; Max-OBW = Maximum 99% occupied bandwidth;
Min-N dB = Minimum 6dB down bandwidth; Min-OBW = Minimum 99% occupied bandwidth

Result

Mode	Result	Limit (Hz)	Port 1-N dB (Hz)	Port 1-OBW (Hz)
802.11b_Nss1,(1Mbps)_1TX	-	-	-	-
2412MHz	Pass	500k	7.025M	13.068M
2437MHz	Pass	500k	8.1M	13.043M
2462MHz	Pass	500k	7.525M	13.043M
802.11g_Nss1,(6Mbps)_1TX	-	-	-	-
2412MHz	Pass	500k	16.35M	16.667M
2437MHz	Pass	500k	16.35M	16.617M
2462MHz	Pass	500k	16.35M	16.642M
802.11ax HEW20_Nss1,(MCS0)_1TX	-	-	-	-
2412MHz	Pass	500k	19.025M	19.09M
2437MHz	Pass	500k	19.05M	19.09M
2462MHz	Pass	500k	19.05M	19.04M

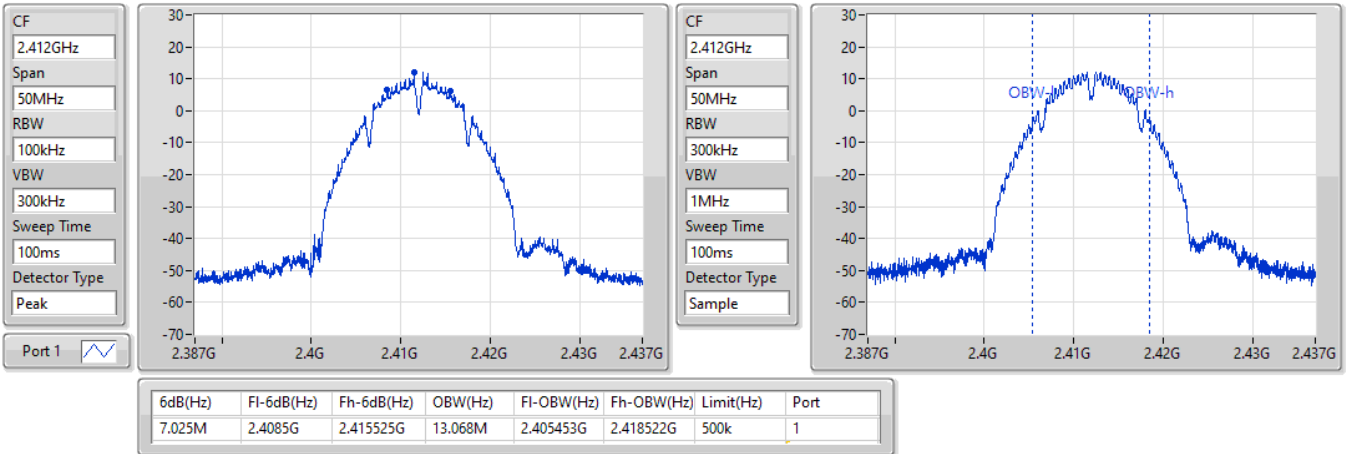
Port X-N dB = Port X 6dB down bandwidth;
 Port X-OBW = Port X 99% occupied bandwidth

802.11b_Nss1,(1Mbps)_1TX

EBW

2412MHz

01/03/2022

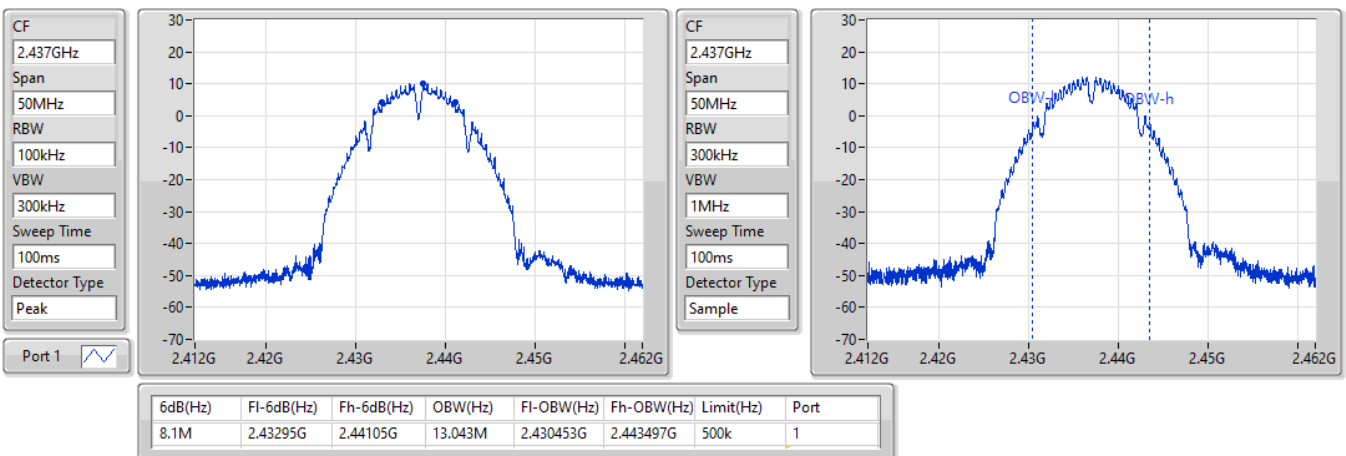


802.11b_Nss1,(1Mbps)_1TX

EBW

2437MHz

01/03/2022

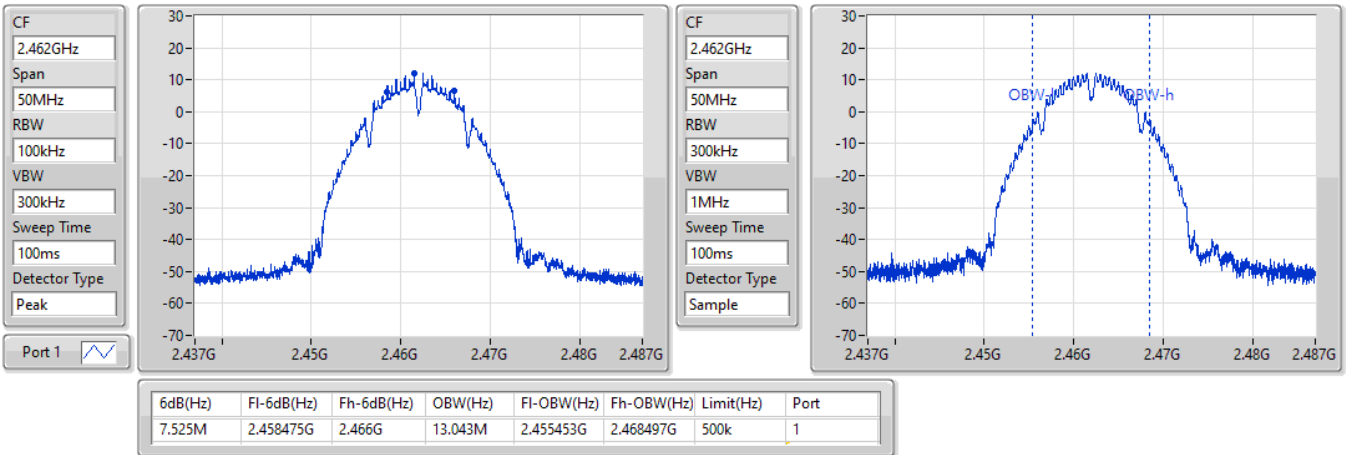


802.11b_Nss1,(1Mbps)_1TX

EBW

2462MHz

01/03/2022

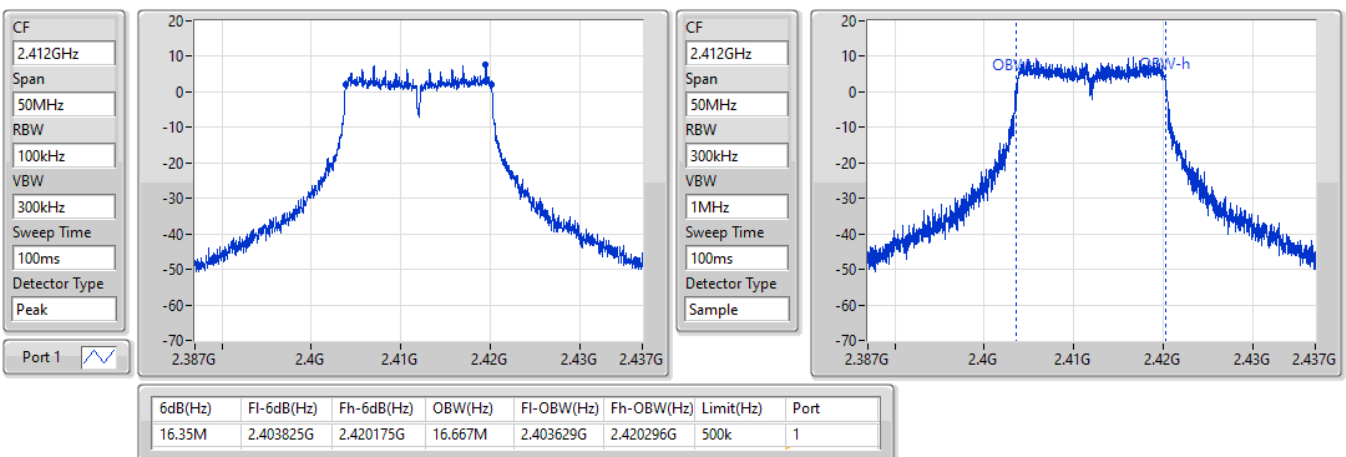


802.11g_Nss1,(6Mbps)_1TX

EBW

2412MHz

01/03/2022

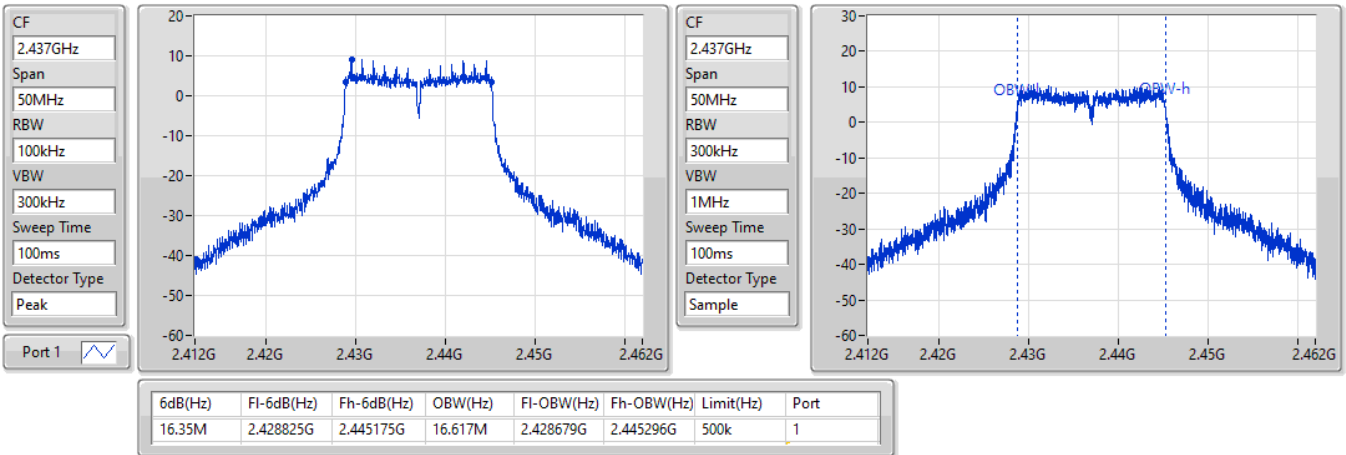


802.11g_Nss1,(6Mbps)_1TX

EBW

2437MHz

01/03/2022

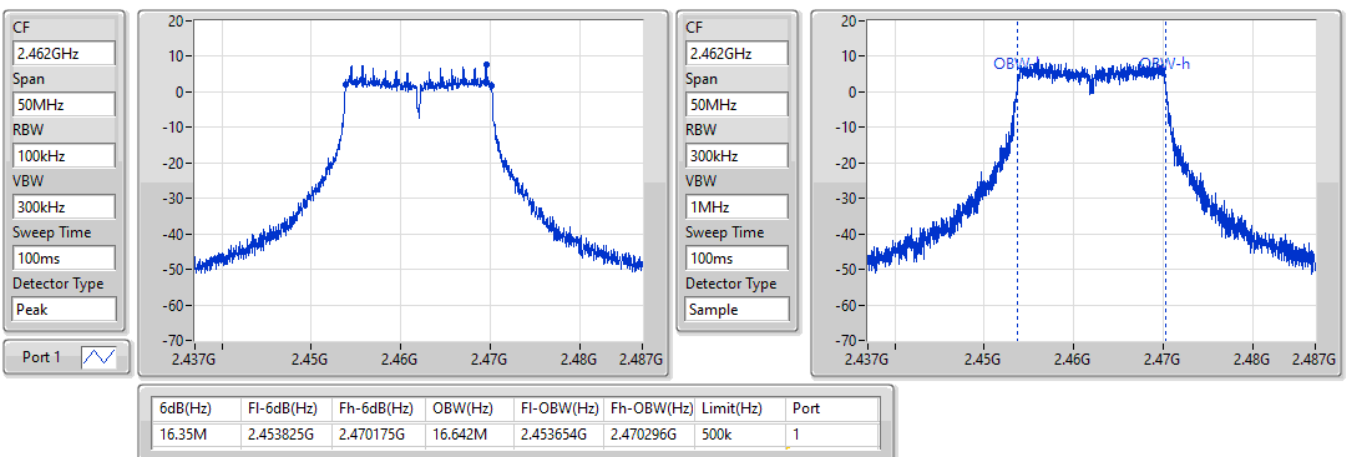


802.11g_Nss1,(6Mbps)_1TX

EBW

2462MHz

01/03/2022

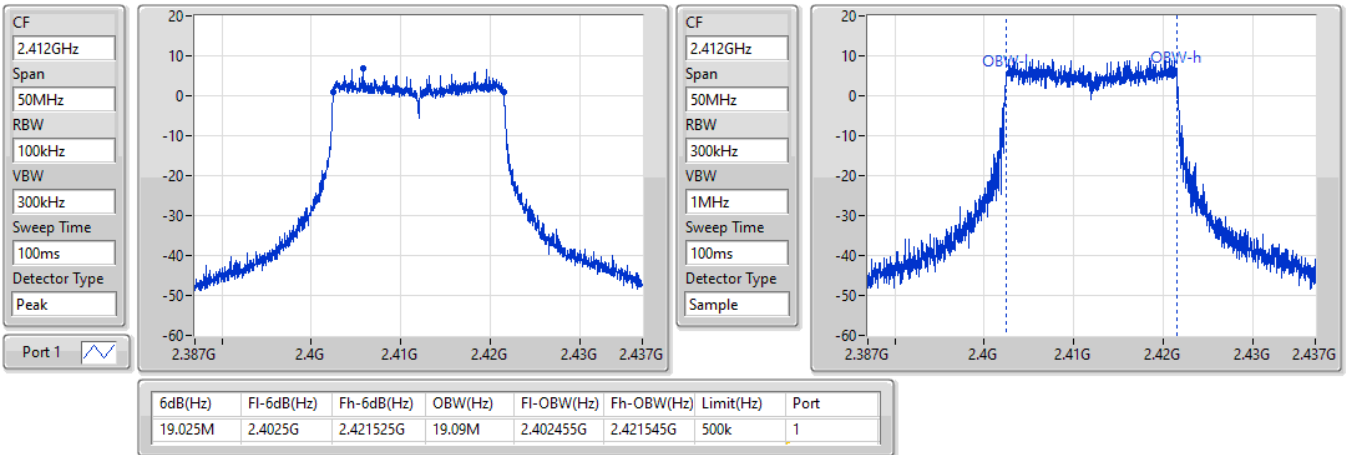


802.11ax HEW20_Nss1,(MCS0)_1TX

EBW

2412MHz

01/03/2022

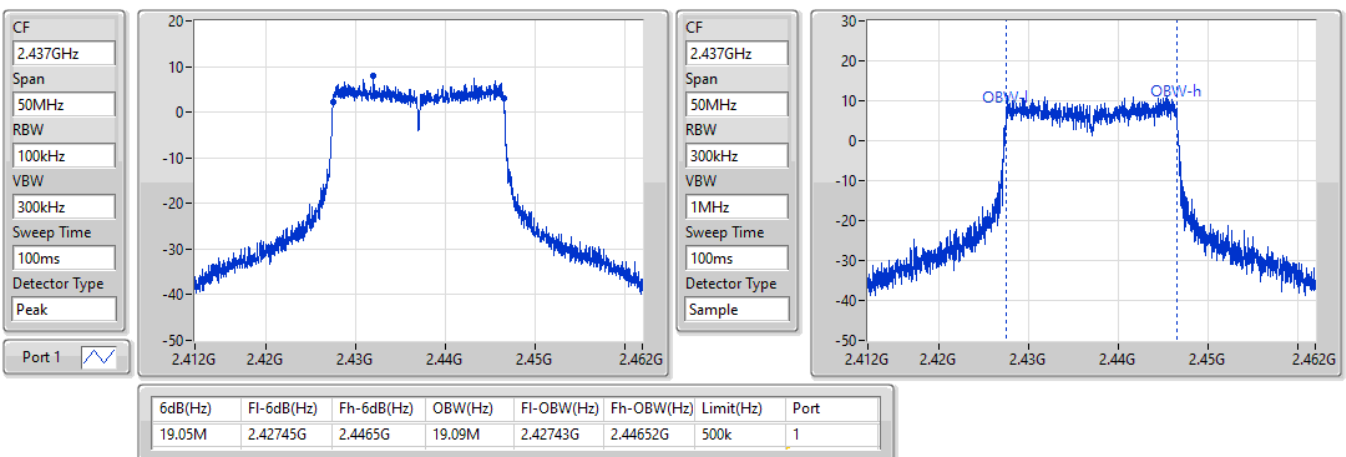


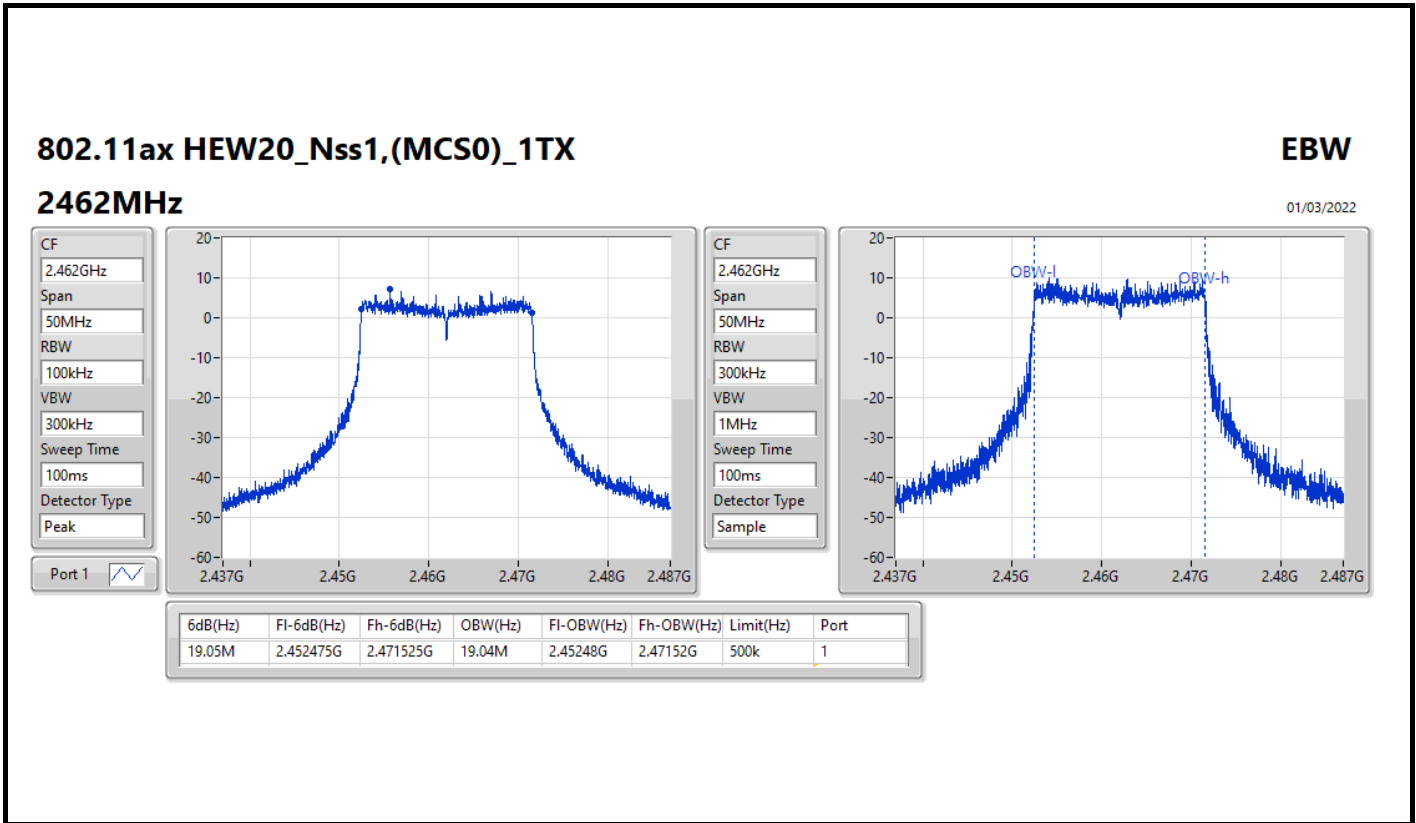
802.11ax HEW20_Nss1,(MCS0)_1TX

EBW

2437MHz

01/03/2022







<Non-Beamforming Mode>

Summary

Mode	Total Power (dBm)	Total Power (W)
2.4-2.4835GHz	-	-
802.11b_Nss1,(1Mbps)_1TX	17.75	0.05957
802.11g_Nss1,(6Mbps)_1TX	17.56	0.05702
802.11ax HEW20_Nss1,(MCS0)_1TX	17.86	0.06109



Result

Mode	Result	DG (dBi)	Port 1 (dBm)	Total Power (dBm)	Power Limit (dBm)
802.11b_Nss1,(1Mbps)_1TX	-	-	-	-	-
2412MHz	Pass	2.62	17.52	17.52	30.00
2437MHz	Pass	2.62	17.75	17.75	30.00
2462MHz	Pass	2.62	17.62	17.62	30.00
802.11g_Nss1,(6Mbps)_1TX	-	-	-	-	-
2412MHz	Pass	2.62	17.33	17.33	30.00
2437MHz	Pass	2.62	17.56	17.56	30.00
2462MHz	Pass	2.62	17.55	17.55	30.00
802.11ax HEW20_Nss1,(MCS0)_1TX	-	-	-	-	-
2412MHz	Pass	2.62	17.52	17.52	30.00
2437MHz	Pass	2.62	17.86	17.86	30.00
2462MHz	Pass	2.62	15.71	15.71	30.00

DG = Directional Gain; Port X = Port X output power



<Non-Beamforming Mode>
Summary

Mode	Total Power (dBm)	Total Power (W)
2.4-2.4835GHz	-	-
802.11b_Nss1,(1Mbps)_2TX	20.37	0.10889
802.11g_Nss1,(6Mbps)_2TX	20.18	0.10423
802.11ax HEW20_Nss1,(MCS0)_2TX	20.30	0.10715



Result

Mode	Result	DG (dBi)	Port 1 (dBm)	Port 2 (dBm)	Total Power (dBm)	Power Limit (dBm)
802.11b_Nss1,(1Mbps)_2TX	-	-	-	-	-	-
2412MHz	Pass	2.79	17.11	17.09	20.11	30.00
2437MHz	Pass	2.79	17.48	17.23	20.37	30.00
2462MHz	Pass	2.79	17.11	17.38	20.26	30.00
802.11g_Nss1,(6Mbps)_2TX	-	-	-	-	-	-
2412MHz	Pass	2.79	15.08	15.09	18.10	30.00
2437MHz	Pass	2.79	17.26	17.08	20.18	30.00
2462MHz	Pass	2.79	14.83	14.72	17.79	30.00
802.11ax HEW20_Nss1,(MCS0)_2TX	-	-	-	-	-	-
2412MHz	Pass	2.79	15.05	15.11	18.09	30.00
2437MHz	Pass	2.79	17.38	17.19	20.30	30.00
2462MHz	Pass	2.79	13.94	14.02	16.99	30.00

DG = Directional Gain; Port X = Port X output power



<Beamforming Mode>
Summary

Mode	Total Power (dBm)	Total Power (W)
2.4-2.4835GHz	-	-
802.11ax HEW20-BF_Nss1,(MCS0)_2TX	20.30	0.10715



Result

Mode	Result	DG (dBi)	Port 1 (dBm)	Port 2 (dBm)	Total Power (dBm)	Power Limit (dBm)
802.11ax HEW20-BF_Nss1,(MCS0)_2TX	-	-	-	-	-	-
2412MHz	Pass	4.29	15.05	15.11	18.09	30.00
2437MHz	Pass	4.29	17.38	17.19	20.30	30.00
2462MHz	Pass	4.29	13.94	14.02	16.99	30.00

DG = Directional Gain; Port X = Port X output power



<Non-Beamforming Mode>
Summary

Mode	Total Power (dBm)	Total Power (W)
2.4-2.4835GHz	-	-
802.11b_Nss1,(1Mbps)_4TX	23.50	0.22387
802.11g_Nss1,(6Mbps)_4TX	23.15	0.20654
802.11ax HEW20_Nss1,(MCS0)_4TX	23.34	0.21577

Result

Mode	Result	DG (dBi)	Port 1 (dBm)	Port 2 (dBm)	Port 3 (dBm)	Port 4 (dBm)	Total Power (dBm)	Power Limit (dBm)
802.11b_Nss1,(1Mbps)_4TX	-	-	-	-	-	-	-	-
2412MHz	Pass	2.79	17.07	16.59	17.41	16.80	23.00	30.00
2437MHz	Pass	2.79	17.53	17.23	17.84	17.27	23.50	30.00
2462MHz	Pass	2.79	16.75	17.13	17.07	16.97	23.00	30.00
802.11g_Nss1,(6Mbps)_4TX	-	-	-	-	-	-	-	-
2412MHz	Pass	2.79	14.11	14.10	14.25	14.12	20.17	30.00
2437MHz	Pass	2.79	17.25	17.01	17.25	17.01	23.15	30.00
2462MHz	Pass	2.79	12.73	12.87	12.84	12.86	18.85	30.00
802.11ax HEW20_Nss1,(MCS0)_4TX	-	-	-	-	-	-	-	-
2412MHz	Pass	2.79	14.05	14.28	14.47	14.09	20.25	30.00
2437MHz	Pass	2.79	17.42	17.23	17.49	17.14	23.34	30.00
2457MHz	Pass	2.79	13.81	13.73	14.08	13.99	19.93	30.00
2462MHz	Pass	2.79	13.01	13.09	13.34	13.05	19.15	30.00

DG = Directional Gain; Port X = Port X output power



<Beamforming Mode>
Summary

Mode	Total Power (dBm)	Total Power (W)
2.4-2.4835GHz	-	-
802.11ax HEW20-BF_Nss1,(MCS0)_4TX	23.34	0.21577



Result

Mode	Result	DG (dBi)	Port 1 (dBm)	Port 2 (dBm)	Port 3 (dBm)	Port 4 (dBm)	Total Power (dBm)	Power Limit (dBm)
802.11ax HEW20-BF_Nss1,(MCS0)_4TX	-	-	-	-	-	-	-	-
2412MHz	Pass	6.92	14.05	14.28	14.47	14.09	20.25	29.08
2437MHz	Pass	6.92	17.42	17.23	17.49	17.14	23.34	29.08
2457MHz	Pass	6.92	13.81	13.73	14.08	13.99	19.93	29.08
2462MHz	Pass	6.92	13.01	13.09	13.34	13.05	19.15	29.08

DG = Directional Gain; Port X = Port X output power



Summary

Mode	Total Power (dBm)	Total Power (W)
2.4-2.4835GHz	-	-
802.11b_Nss1,(1Mbps)_1TX	19.94	0.09863
802.11g_Nss1,(6Mbps)_1TX	19.87	0.09705
802.11ax HEW20_Nss1,(MCS0)_1TX	19.92	0.09817



Result

Mode	Result	DG (dBi)	Port 1 (dBm)	Total Power (dBm)	Power Limit (dBm)
802.11b_Nss1,(1Mbps)_1TX	-	-	-	-	-
2412MHz	Pass	3.30	19.90	19.90	30.00
2437MHz	Pass	3.30	19.94	19.94	30.00
2462MHz	Pass	3.30	19.76	19.76	30.00
802.11g_Nss1,(6Mbps)_1TX	-	-	-	-	-
2412MHz	Pass	3.30	18.46	18.46	30.00
2437MHz	Pass	3.30	19.87	19.87	30.00
2462MHz	Pass	3.30	18.23	18.23	30.00
802.11ax HEW20_Nss1,(MCS0)_1TX	-	-	-	-	-
2412MHz	Pass	3.30	17.65	17.65	30.00
2437MHz	Pass	3.30	19.92	19.92	30.00
2462MHz	Pass	3.30	17.47	17.47	30.00

DG = Directional Gain; Port X = Port X output power



Summary

Mode	PD (dBm/RBW)
2.4-2.4835GHz	-
802.11b_Nss1,(1Mbps)_1TX	-8.43
802.11g_Nss1,(6Mbps)_1TX	-10.64
802.11ax HEW20_Nss1,(MCS0)_1TX	-10.06

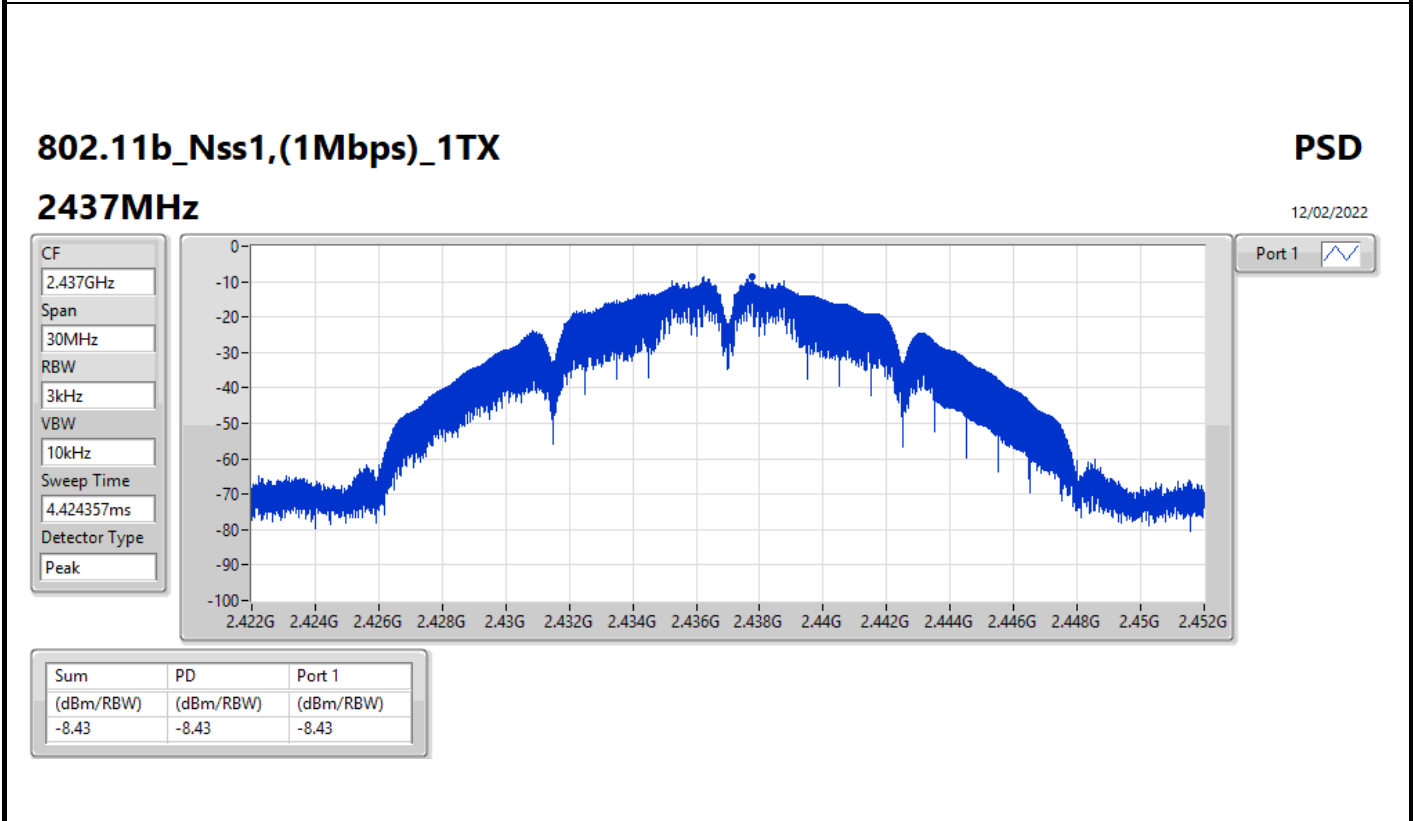
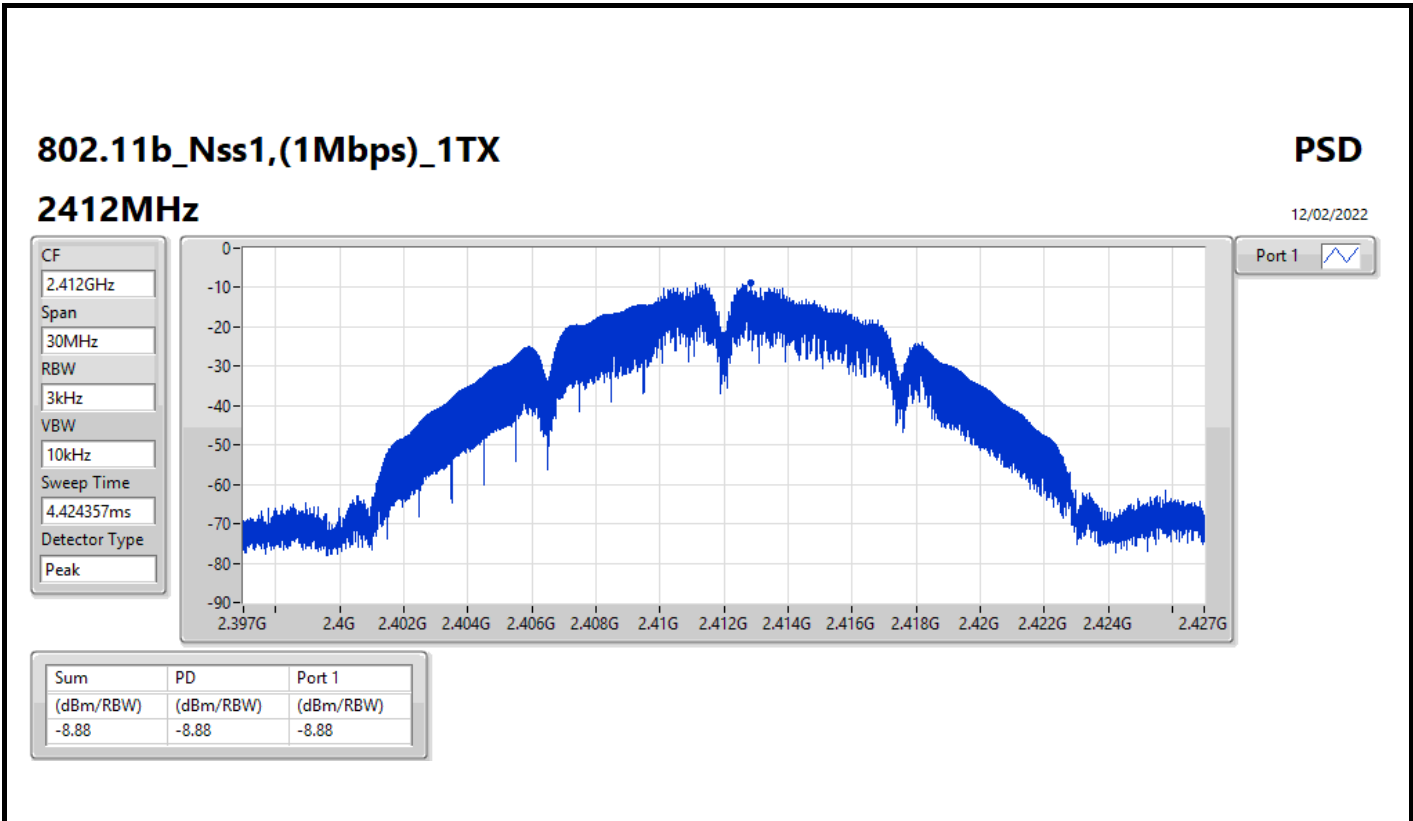
RBW = 3kHz;



Result

Mode	Result	DG (dBi)	Port 1 (dBm/RBW)	PD (dBm/RBW)	PD Limit (dBm/RBW)
802.11b_Nss1,(1Mbps)_1TX	-	-	-	-	-
2412MHz	Pass	2.62	-8.88	-8.88	8.00
2437MHz	Pass	2.62	-8.43	-8.43	8.00
2462MHz	Pass	2.62	-8.84	-8.84	8.00
802.11g_Nss1,(6Mbps)_1TX	-	-	-	-	-
2412MHz	Pass	2.62	-10.96	-10.96	8.00
2437MHz	Pass	2.62	-10.66	-10.66	8.00
2462MHz	Pass	2.62	-10.64	-10.64	8.00
802.11ax HEW20_Nss1,(MCS0)_1TX	-	-	-	-	-
2412MHz	Pass	2.62	-10.51	-10.51	8.00
2437MHz	Pass	2.62	-10.06	-10.06	8.00
2462MHz	Pass	2.62	-11.65	-11.65	8.00

DG = Directional Gain; RBW = 3kHz;
PD = trace bin-by-bin of each transmits port summing can be performed maximum power density; Port X = Port X Power Density;



802.11b_Nss1,(1Mbps)_1TX

PSD

2462MHz

12/02/2022

CF
2.462GHz

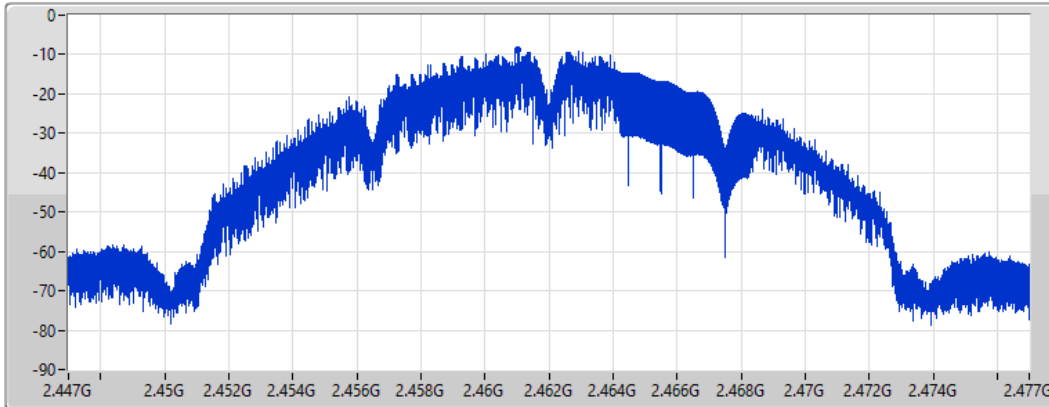
Span
30MHz


RBW
3kHz

VBW
10kHz

Sweep Time
4.424357ms

Detector Type
Peak



Port 1 

Sum	PD	Port 1
(dBm/RBW)	(dBm/RBW)	(dBm/RBW)
-8.84	-8.84	-8.84

802.11g_Nss1,(6Mbps)_1TX

PSD

2412MHz

12/02/2022

CF
2.412GHz

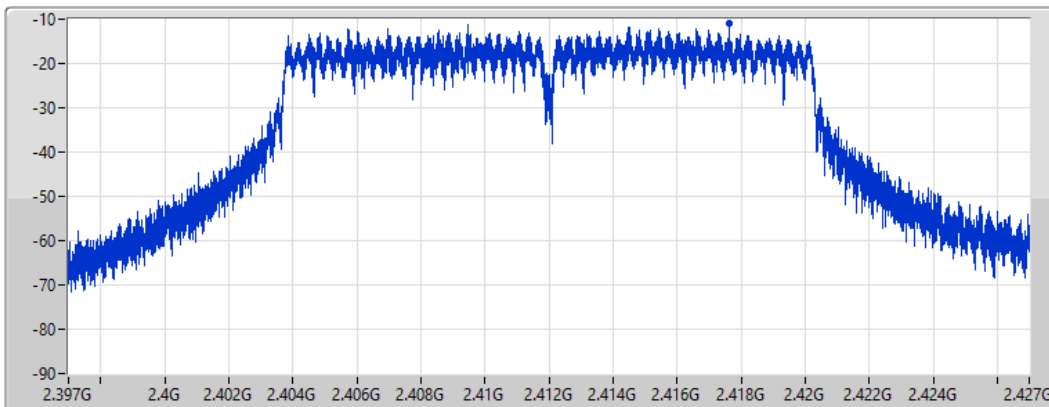
Span
30MHz


RBW
3kHz

VBW
10kHz

Sweep Time
4.424357ms

Detector Type
Peak



Port 1 

Sum	PD	Port 1
(dBm/RBW)	(dBm/RBW)	(dBm/RBW)
-10.96	-10.96	-10.96

802.11g_Nss1,(6Mbps)_1TX

PSD

2437MHz

12/02/2022

CF
2.437GHz

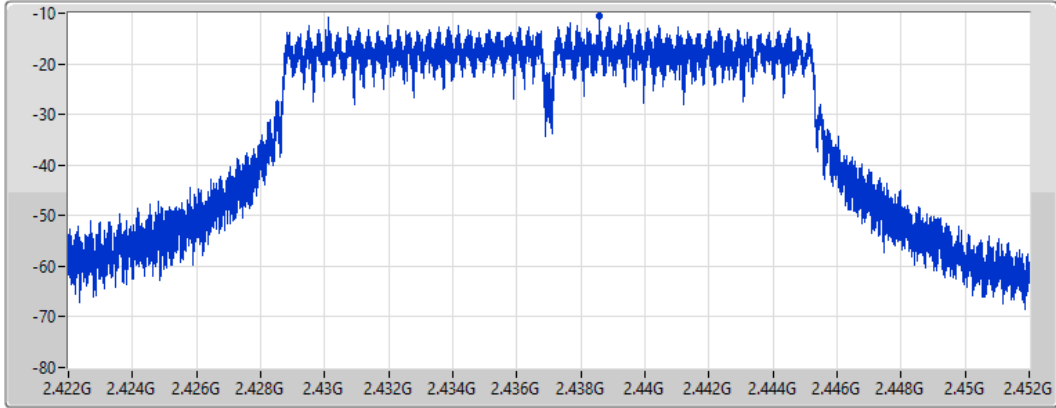
Span
30MHz

RBW
3kHz

VBW
10kHz

Sweep Time
4.424357ms

Detector Type
Peak



Port 1 

Sum	PD	Port 1
(dBm/RBW)	(dBm/RBW)	(dBm/RBW)
-10.66	-10.66	-10.66

802.11g_Nss1,(6Mbps)_1TX

PSD

2462MHz

12/02/2022

CF
2.462GHz

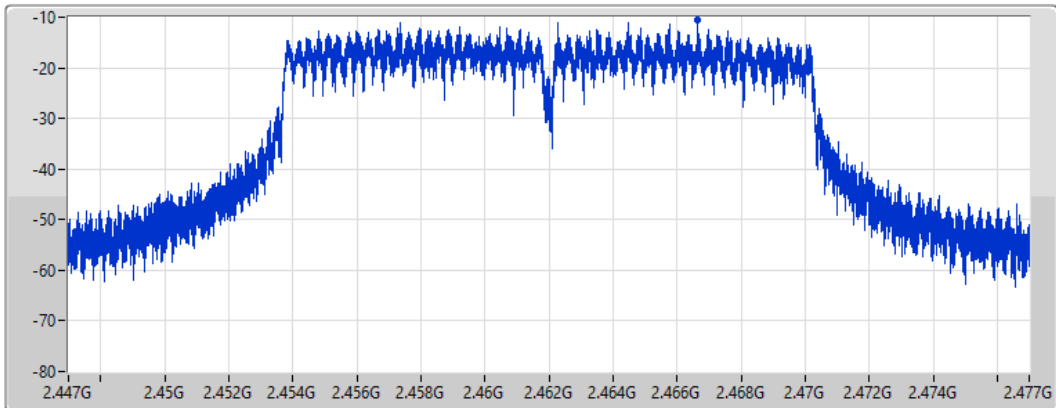
Span
30MHz

RBW
3kHz

VBW
10kHz

Sweep Time
4.424357ms

Detector Type
Peak



Port 1 

Sum	PD	Port 1
(dBm/RBW)	(dBm/RBW)	(dBm/RBW)
-10.64	-10.64	-10.64

802.11ax HEW20_Nss1,(MCS0)_1TX

PSD

2412MHz

12/02/2022

CF
2.412GHz

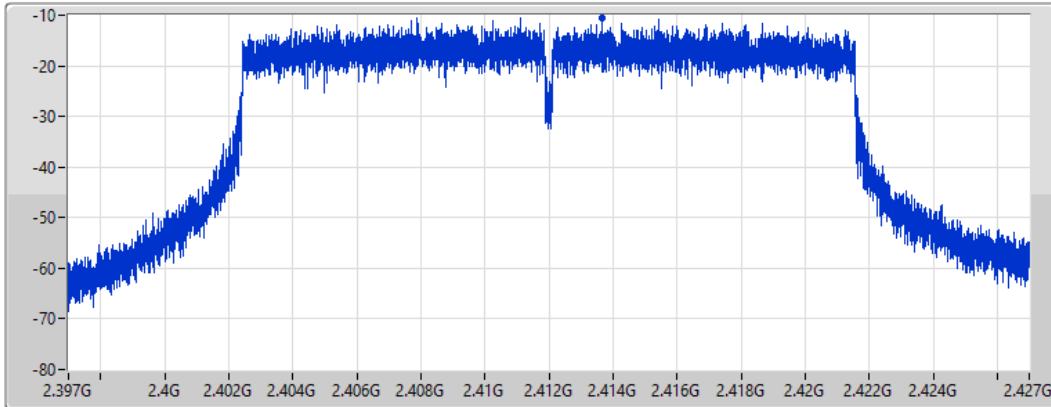
Span
30MHz


RBW
3kHz

VBW
10kHz

Sweep Time
4.424357ms

Detector Type
Peak



Port 1 

Sum	PD	Port 1
(dBm/RBW)	(dBm/RBW)	(dBm/RBW)
-10.51	-10.51	-10.51

802.11ax HEW20_Nss1,(MCS0)_1TX

PSD

2437MHz

12/02/2022

CF
2.437GHz

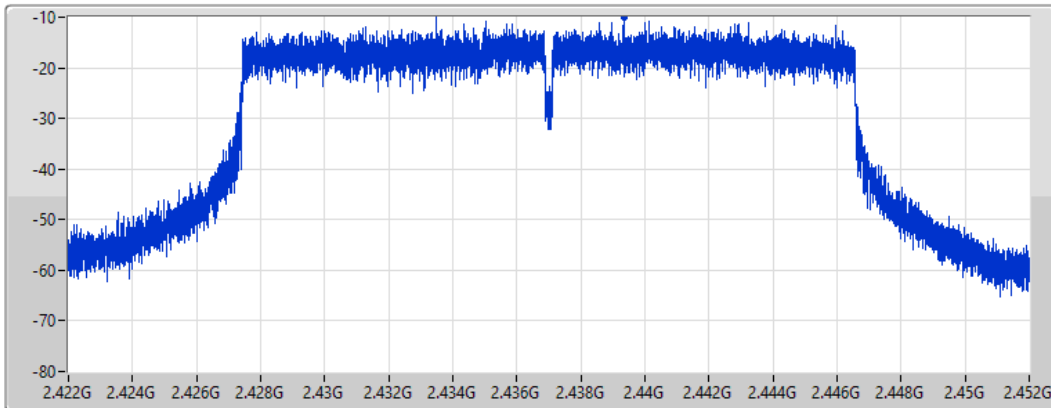
Span
30MHz


RBW
3kHz

VBW
10kHz

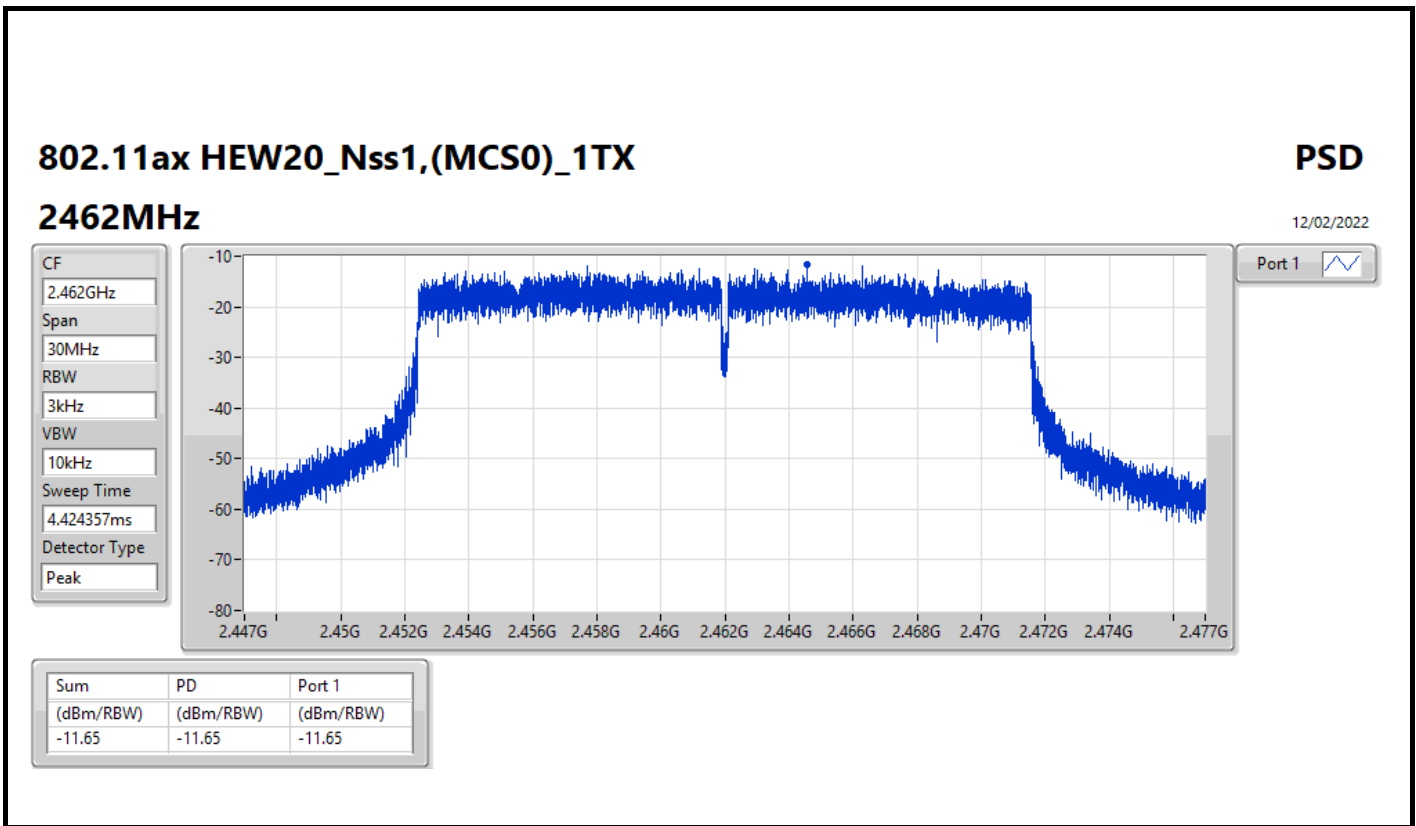
Sweep Time
4.424357ms

Detector Type
Peak



Port 1 

Sum	PD	Port 1
(dBm/RBW)	(dBm/RBW)	(dBm/RBW)
-10.06	-10.06	-10.06





Summary

Mode	PD (dBm/RBW)
2.4-2.4835GHz	-
802.11b_Nss1,(1Mbps)_2TX	-7.19
802.11g_Nss1,(6Mbps)_2TX	-8.23
802.11ax HEW20_Nss1,(MCS0)_2TX	-8.34

RBW = 3kHz;



Result

Mode	Result	DG (dBi)	Port 1 (dBm/RBW)	Port 2 (dBm/RBW)	PD (dBm/RBW)	PD Limit (dBm/RBW)
802.11b_Nss1,(1Mbps)_2TX	-	-	-	-	-	-
2412MHz	Pass	4.29	-9.28	-10.21	-7.49	8.00
2437MHz	Pass	4.29	-9.55	-10.10	-7.35	8.00
2462MHz	Pass	4.29	-8.20	-8.90	-7.19	8.00
802.11g_Nss1,(6Mbps)_2TX	-	-	-	-	-	-
2412MHz	Pass	4.29	-10.93	-11.28	-9.60	8.00
2437MHz	Pass	4.29	-10.76	-10.56	-8.23	8.00
2462MHz	Pass	4.29	-12.08	-12.55	-10.76	8.00
802.11ax HEW20_Nss1,(MCS0)_2TX	-	-	-	-	-	-
2412MHz	Pass	4.29	-9.45	-10.26	-8.44	8.00
2437MHz	Pass	4.29	-10.20	-10.06	-8.34	8.00
2462MHz	Pass	4.29	-12.83	-12.47	-10.59	8.00

DG = Directional Gain; RBW = 3kHz;
PD = trace bin-by-bin of each transmits port summing can be performed maximum power density; Port X = Port X Power Density;

802.11b_Nss1,(1Mbps)_2TX

PSD

2412MHz

21/01/2022

CF
2.412GHz

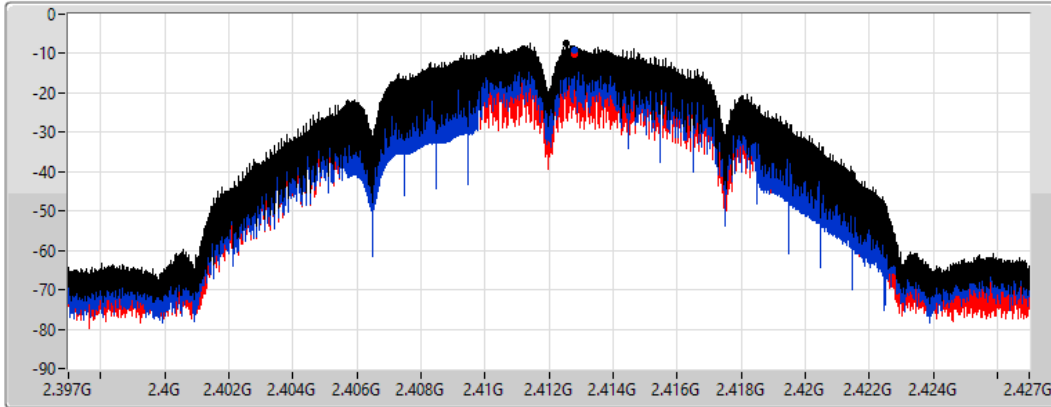
Span
30MHz


RBW
3kHz


VBW
10kHz


Sweep Time
4.424357ms

Detector Type
Peak



Sum 

Port 1 

Port 2 

Sum	PD	Port 1	Port 2
(dBm/RBW)	(dBm/RBW)	(dBm/RBW)	(dBm/RBW)
-7.49	-7.49	-9.28	-10.21

802.11b_Nss1,(1Mbps)_2TX

PSD

2437MHz

21/01/2022

CF
2.437GHz

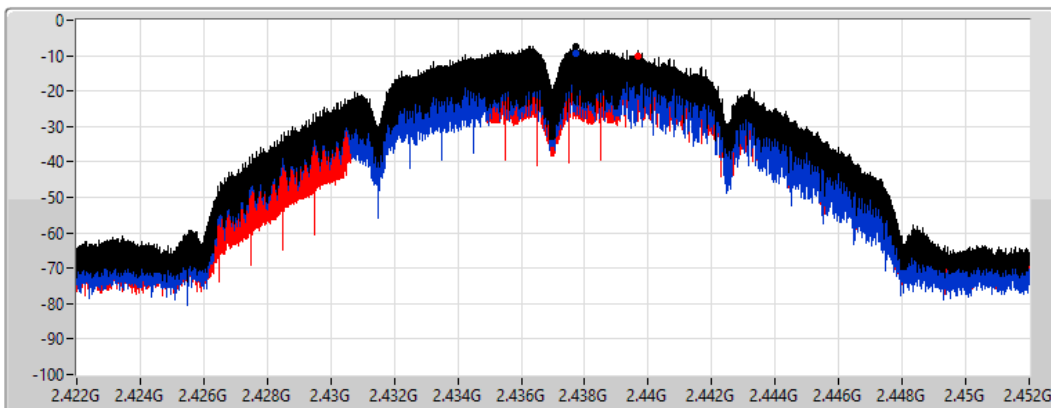
Span
30MHz


RBW
3kHz


VBW
10kHz


Sweep Time
4.424357ms

Detector Type
Peak



Sum 

Port 1 

Port 2 

Sum	PD	Port 1	Port 2
(dBm/RBW)	(dBm/RBW)	(dBm/RBW)	(dBm/RBW)
-7.35	-7.35	-9.55	-10.10

802.11b_Nss1,(1Mbps)_2TX

PSD

2462MHz

21/01/2022

CF
2.462GHz

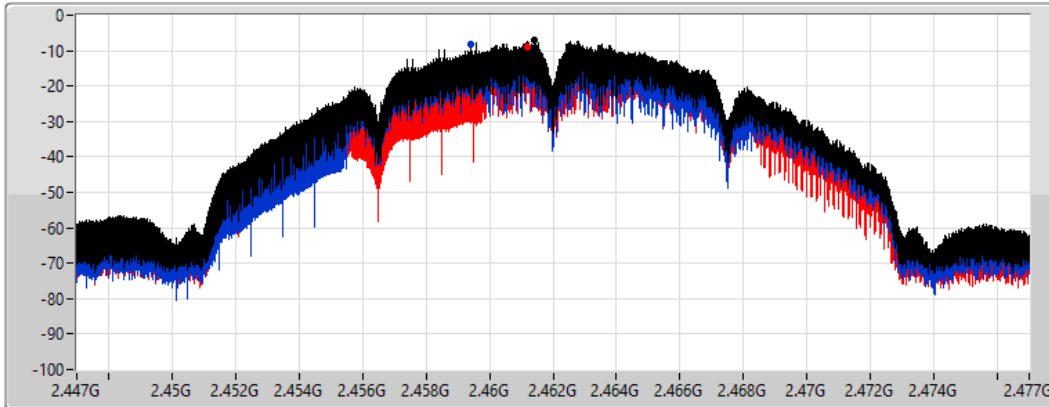
Span
30MHz


RBW
3kHz


VBW
10kHz


Sweep Time
4.424357ms

Detector Type
Peak



Sum 

Port 1 

Port 2 

Sum	PD	Port 1	Port 2
(dBm/RBW)	(dBm/RBW)	(dBm/RBW)	(dBm/RBW)
-7.19	-7.19	-8.20	-8.90

802.11g_Nss1,(6Mbps)_2TX

PSD

2412MHz

21/01/2022

CF
2.412GHz

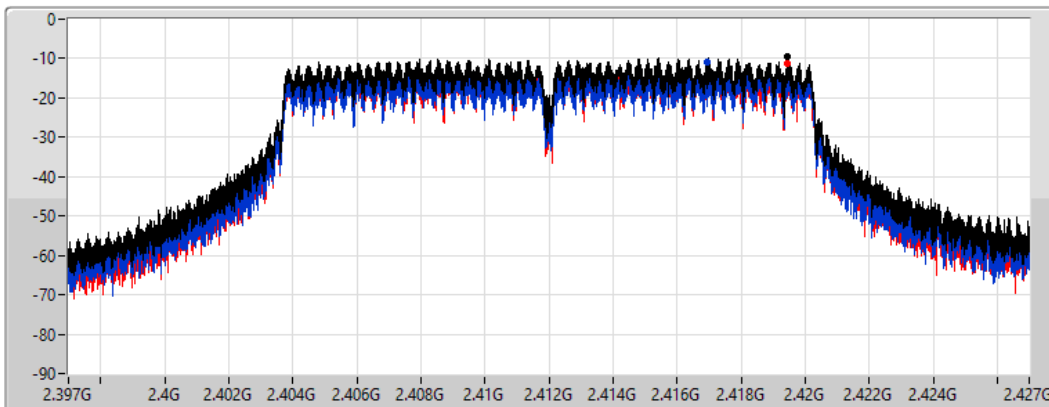
Span
30MHz


RBW
3kHz


VBW
10kHz


Sweep Time
4.424357ms

Detector Type
Peak



Sum 

Port 1 

Port 2 

Sum	PD	Port 1	Port 2
(dBm/RBW)	(dBm/RBW)	(dBm/RBW)	(dBm/RBW)
-9.60	-9.60	-10.93	-11.28

802.11g_Nss1,(6Mbps)_2TX

PSD

2437MHz

21/01/2022

CF
2.437GHz

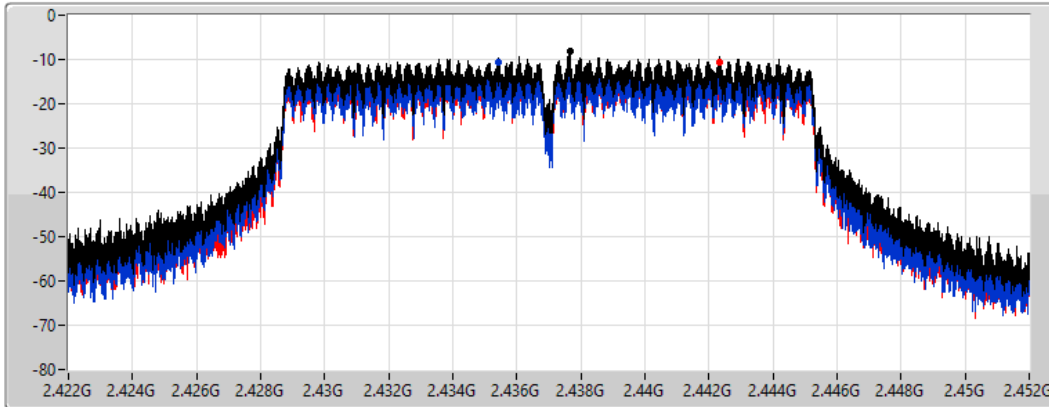
Span
30MHz


RBW
3kHz


VBW
10kHz


Sweep Time
4.424357ms

Detector Type
Peak



Sum 

Port 1 

Port 2 

Sum	PD	Port 1	Port 2
(dBm/RBW)	(dBm/RBW)	(dBm/RBW)	(dBm/RBW)
-8.23	-8.23	-10.76	-10.56

802.11g_Nss1,(6Mbps)_2TX

PSD

2462MHz

21/01/2022

CF
2.462GHz

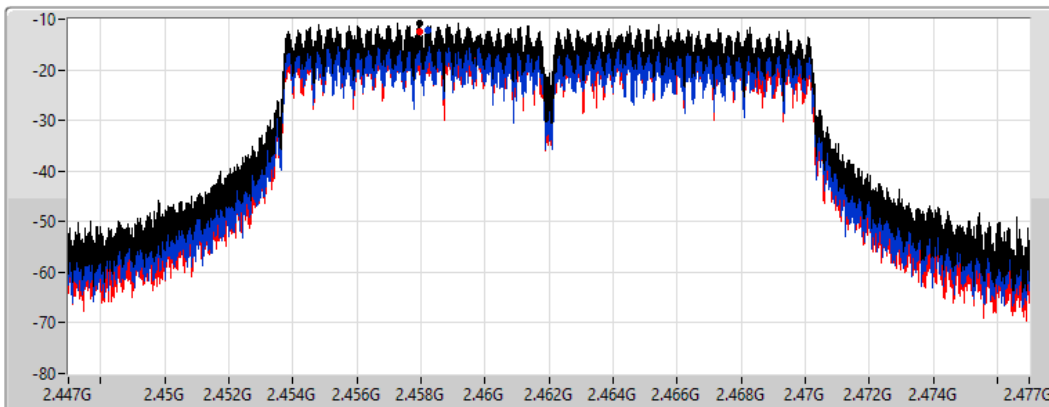
Span
30MHz


RBW
3kHz


VBW
10kHz


Sweep Time
4.424357ms

Detector Type
Peak



Sum 

Port 1 

Port 2 

Sum	PD	Port 1	Port 2
(dBm/RBW)	(dBm/RBW)	(dBm/RBW)	(dBm/RBW)
-10.76	-10.76	-12.08	-12.55

802.11ax HEW20_Nss1,(MCS0)_2TX

PSD

2412MHz

21/01/2022

CF
2.412GHz

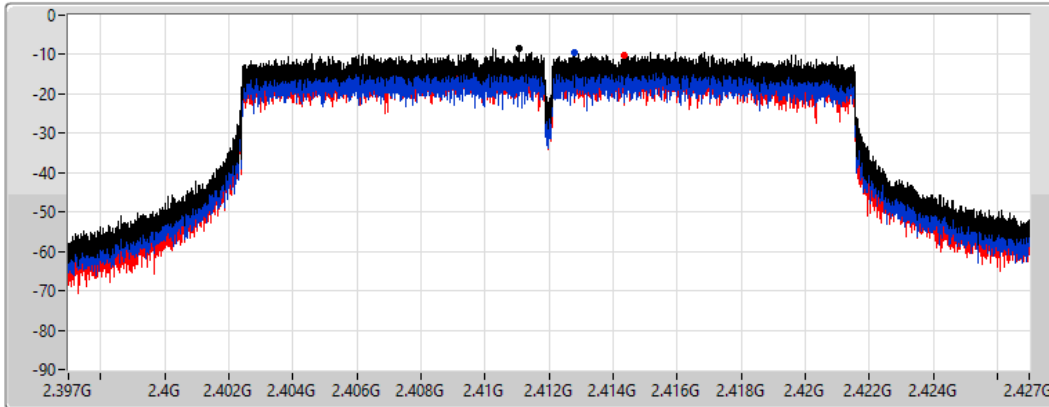
Span
30MHz

RBW
3kHz

VBW
10kHz

Sweep Time
4.424357ms

Detector Type
Peak



Sum

Port 1

Port 2

Sum	PD	Port 1	Port 2
(dBm/RBW)	(dBm/RBW)	(dBm/RBW)	(dBm/RBW)
-8.44	-8.44	-9.45	-10.26

802.11ax HEW20_Nss1,(MCS0)_2TX

PSD

2437MHz

21/01/2022

CF
2.437GHz

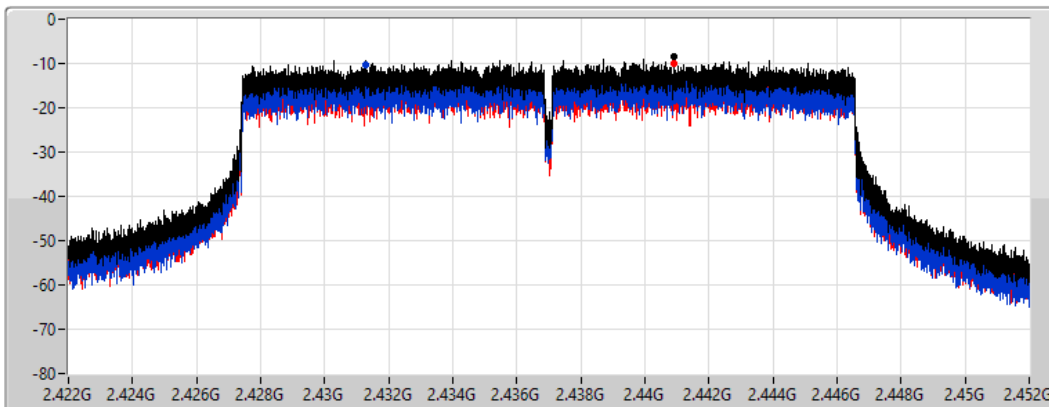
Span
30MHz

RBW
3kHz

VBW
10kHz

Sweep Time
4.424357ms

Detector Type
Peak



Sum

Port 1

Port 2

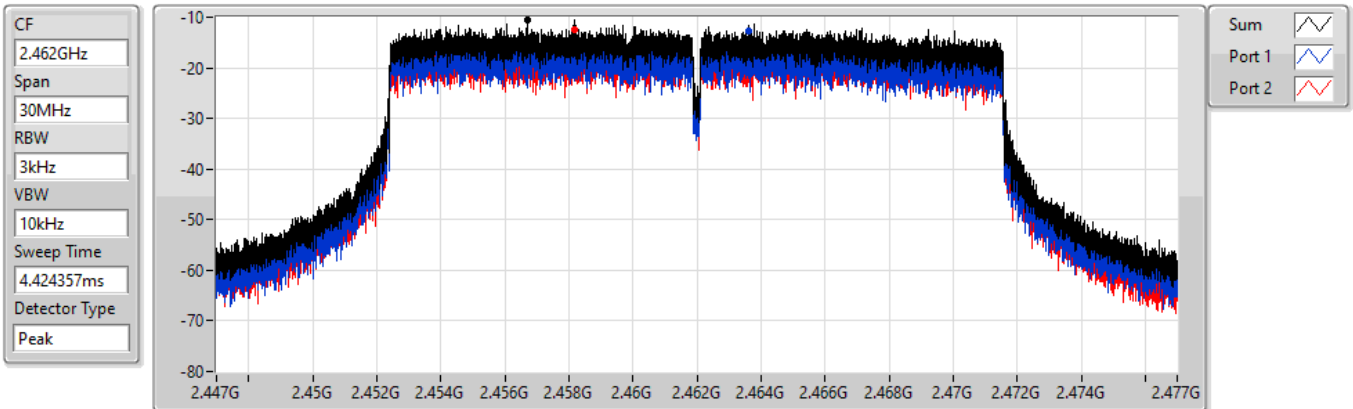
Sum	PD	Port 1	Port 2
(dBm/RBW)	(dBm/RBW)	(dBm/RBW)	(dBm/RBW)
-8.34	-8.34	-10.20	-10.06

802.11ax HEW20_Nss1,(MCS0)_2TX

PSD

2462MHz

21/01/2022



Sum	PD	Port 1	Port 2
(dBm/RBW)	(dBm/RBW)	(dBm/RBW)	(dBm/RBW)
-10.59	-10.59	-12.83	-12.47



Summary

Mode	PD (dBm/RBW)
2.4-2.4835GHz	-
802.11b_Nss1,(1Mbps)_4TX	-4.41
802.11g_Nss1,(6Mbps)_4TX	-6.40
802.11ax HEW20_Nss1,(MCS0)_4TX	-5.90

RBW = 3kHz;

Result

Mode	Result	DG (dBi)	Port 1 (dBm/RBW)	Port 2 (dBm/RBW)	Port 3 (dBm/RBW)	Port 4 (dBm/RBW)	PD (dBm/RBW)	PD Limit (dBm/RBW)
802.11b_Nss1,(1Mbps)_4TX	-	-	-	-	-	-	-	-
2412MHz	Pass	6.92	-9.54	-9.99	-10.50	-11.73	-5.04	7.08
2437MHz	Pass	6.92	-7.89	-9.79	-9.16	-9.22	-4.41	7.08
2462MHz	Pass	6.92	-9.38	-10.88	-10.90	-11.35	-5.06	7.08
802.11g_Nss1,(6Mbps)_4TX	-	-	-	-	-	-	-	-
2412MHz	Pass	6.92	-11.76	-12.37	-12.24	-13.13	-7.19	7.08
2437MHz	Pass	6.92	-11.35	-11.04	-10.55	-10.35	-6.40	7.08
2462MHz	Pass	6.92	-12.81	-13.08	-12.87	-13.14	-8.15	7.08
802.11ax HEW20_Nss1,(MCS0)_4TX	-	-	-	-	-	-	-	-
2412MHz	Pass	6.92	-11.40	-11.71	-12.03	-11.89	-8.31	7.08
2437MHz	Pass	6.92	-10.06	-10.55	-10.47	-10.02	-5.90	7.08
2462MHz	Pass	6.92	-13.14	-13.77	-13.61	-13.53	-9.38	7.08

DG = Directional Gain; RBW = 3kHz;
 PD = trace bin-by-bin of each transmits port summing can be performed maximum power density; Port X = Port X Power Density;

802.11b_Nss1,(1Mbps)_4TX

PSD

2412MHz

21/01/2022

CF
2.412GHz

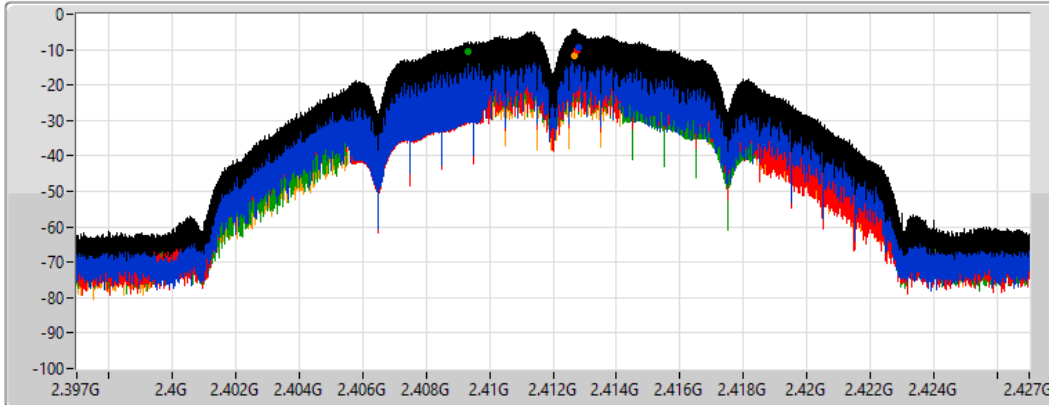
Span
30MHz


RBW
3kHz


VBW
10kHz


Sweep Time
4.424357ms


Detector Type
Peak




Sum 

Port 1 

Port 2 

Port 3 

Port 4 

Sum	PD	Port 1	Port 2	Port 3	Port 4
(dBm/RBW)	(dBm/RBW)	(dBm/RBW)	(dBm/RBW)	(dBm/RBW)	(dBm/RBW)
-5.04	-5.04	-9.54	-9.99	-10.50	-11.73

802.11b_Nss1,(1Mbps)_4TX

PSD

2437MHz

21/01/2022

CF
2.437GHz

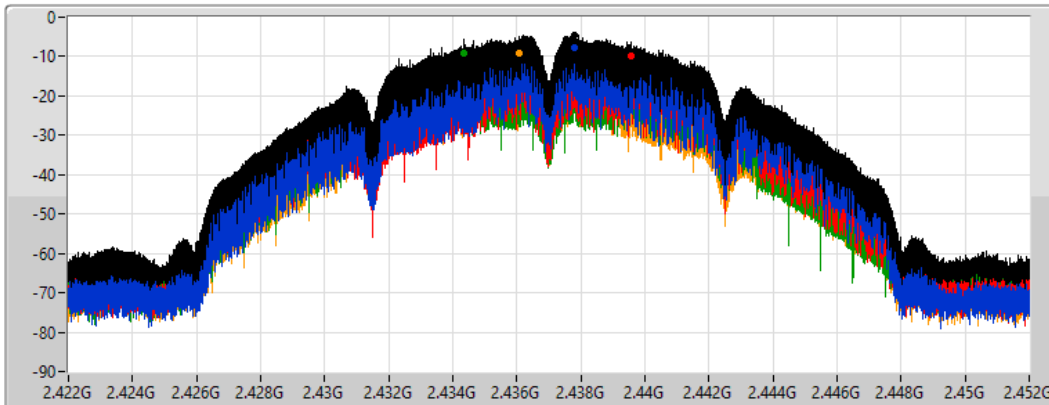
Span
30MHz


RBW
3kHz


VBW
10kHz


Sweep Time
4.424357ms


Detector Type
Peak




Sum 

Port 1 

Port 2 

Port 3 

Port 4 

Sum	PD	Port 1	Port 2	Port 3	Port 4
(dBm/RBW)	(dBm/RBW)	(dBm/RBW)	(dBm/RBW)	(dBm/RBW)	(dBm/RBW)
-4.41	-4.41	-7.89	-9.79	-9.16	-9.22

802.11b_Nss1,(1Mbps)_4TX

PSD

2462MHz

21/01/2022

CF
2.462GHz

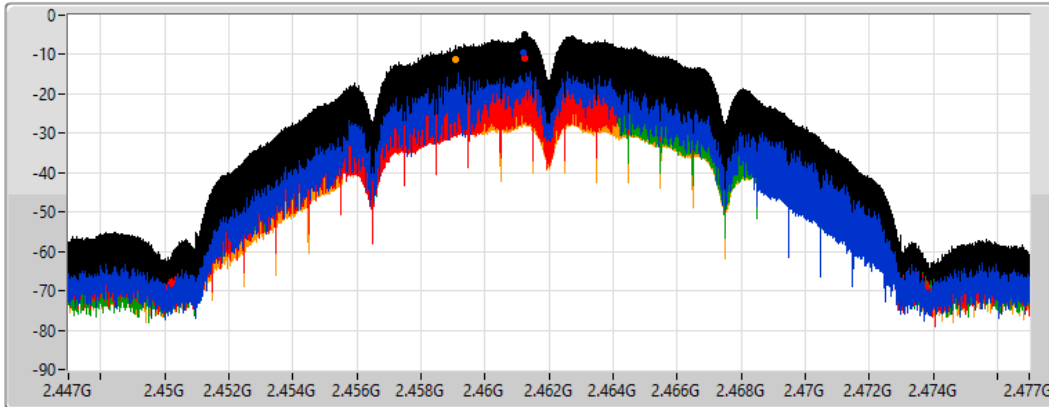
Span
30MHz


RBW
3kHz


VBW
10kHz


Sweep Time
4.424357ms


Detector Type
Peak




Sum 

Port 1 

Port 2 

Port 3 

Port 4 

Sum	PD	Port 1	Port 2	Port 3	Port 4
(dBm/RBW)	(dBm/RBW)	(dBm/RBW)	(dBm/RBW)	(dBm/RBW)	(dBm/RBW)
-5.06	-5.06	-9.38	-10.88	-10.90	-11.35

802.11g_Nss1,(6Mbps)_4TX

PSD

2412MHz

21/01/2022

CF
2.412GHz

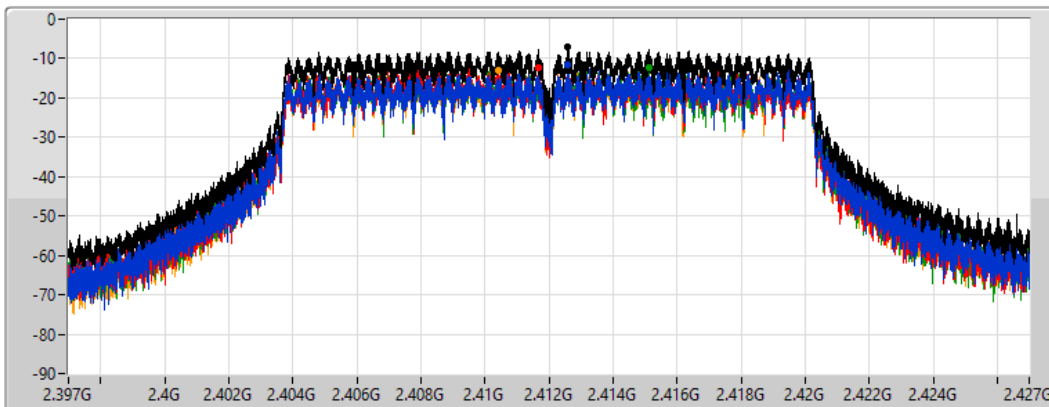
Span
30MHz


RBW
3kHz


VBW
10kHz


Sweep Time
4.424357ms


Detector Type
Peak




Sum 

Port 1 

Port 2 

Port 3 

Port 4 

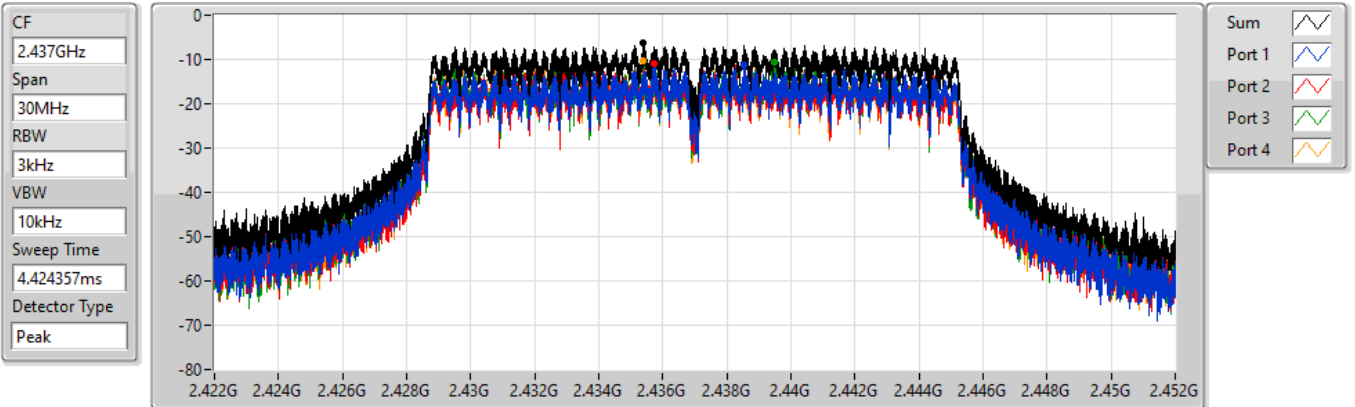
Sum	PD	Port 1	Port 2	Port 3	Port 4
(dBm/RBW)	(dBm/RBW)	(dBm/RBW)	(dBm/RBW)	(dBm/RBW)	(dBm/RBW)
-7.19	-7.19	-11.76	-12.37	-12.24	-13.13

802.11g_Nss1,(6Mbps)_4TX

PSD

2437MHz

21/01/2022



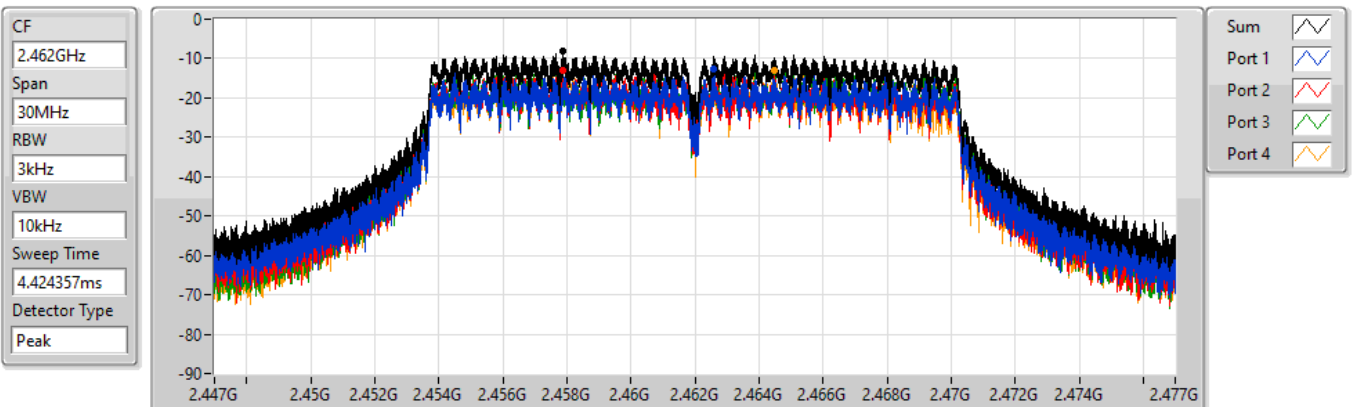
Sum	PD	Port 1	Port 2	Port 3	Port 4
(dBm/RBW)	(dBm/RBW)	(dBm/RBW)	(dBm/RBW)	(dBm/RBW)	(dBm/RBW)
-6.40	-6.40	-11.35	-11.04	-10.55	-10.35

802.11g_Nss1,(6Mbps)_4TX

PSD

2462MHz

21/01/2022



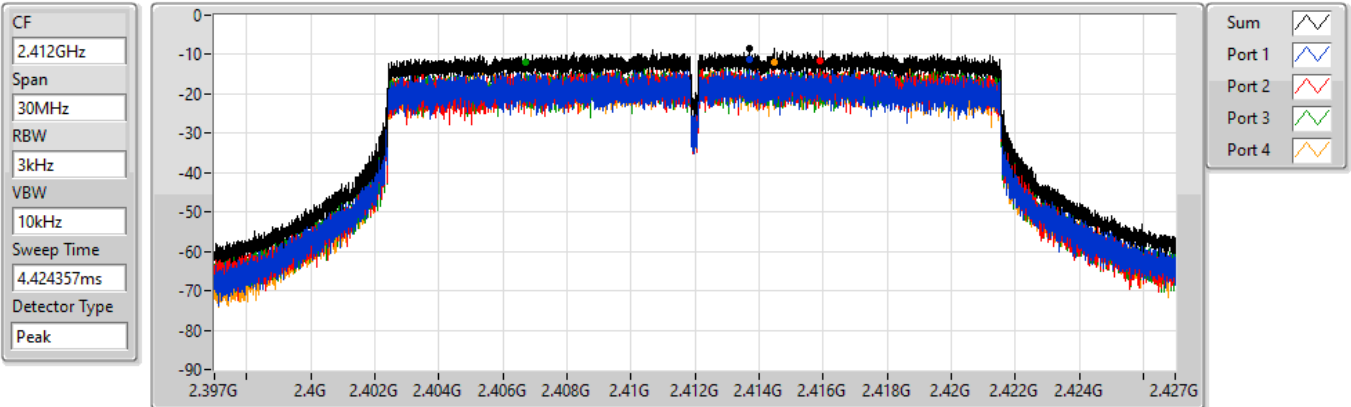
Sum	PD	Port 1	Port 2	Port 3	Port 4
(dBm/RBW)	(dBm/RBW)	(dBm/RBW)	(dBm/RBW)	(dBm/RBW)	(dBm/RBW)
-8.15	-8.15	-12.81	-13.08	-12.87	-13.14

802.11ax HEW20_Nss1,(MCS0)_4TX

PSD

2412MHz

21/01/2022



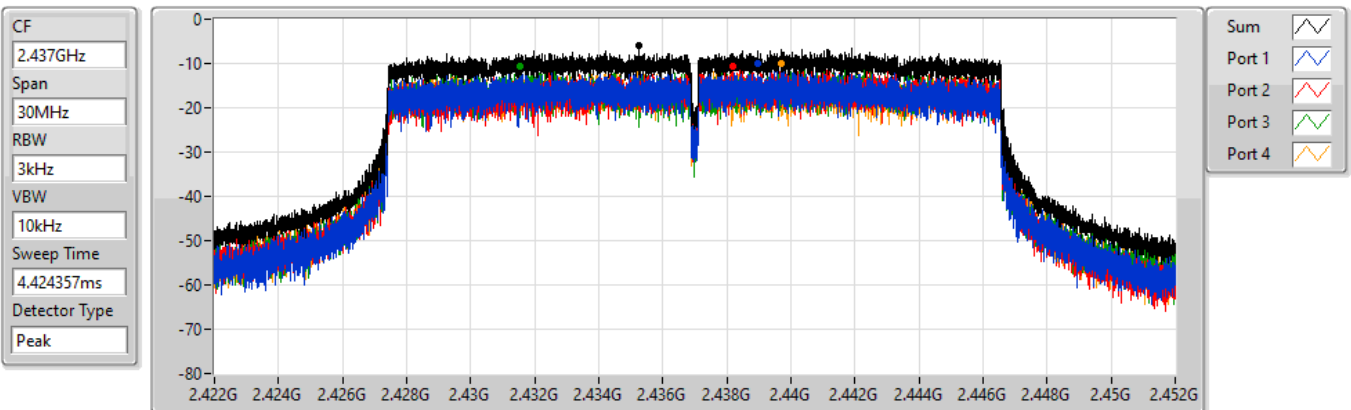
Sum	PD	Port 1	Port 2	Port 3	Port 4
(dBm/RBW)	(dBm/RBW)	(dBm/RBW)	(dBm/RBW)	(dBm/RBW)	(dBm/RBW)
-8.31	-8.31	-11.40	-11.71	-12.03	-11.89

802.11ax HEW20_Nss1,(MCS0)_4TX

PSD

2437MHz

21/01/2022



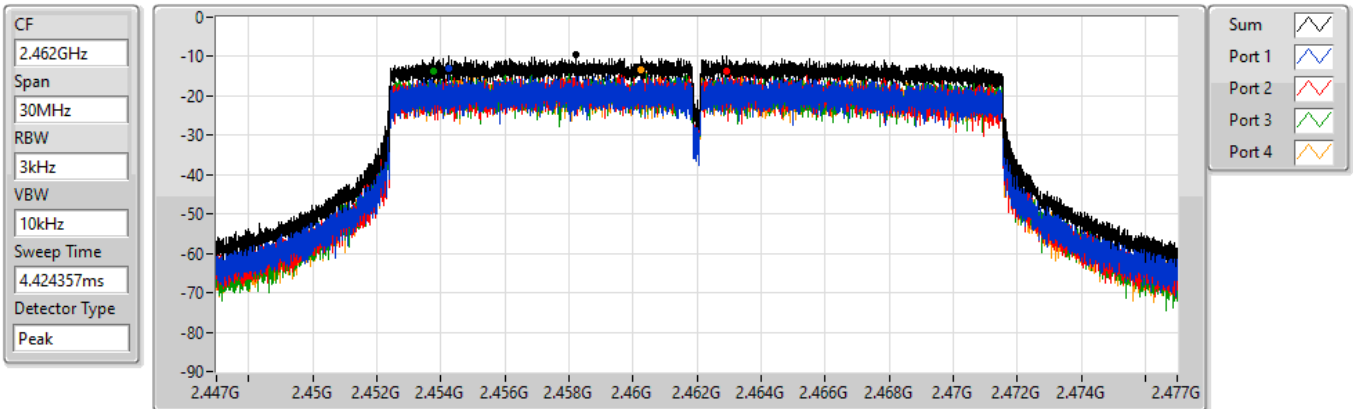
Sum	PD	Port 1	Port 2	Port 3	Port 4
(dBm/RBW)	(dBm/RBW)	(dBm/RBW)	(dBm/RBW)	(dBm/RBW)	(dBm/RBW)
-5.90	-5.90	-10.06	-10.55	-10.47	-10.02

802.11ax HEW20_Nss1,(MCS0)_4TX

PSD

2462MHz

21/01/2022



Sum	PD	Port 1	Port 2	Port 3	Port 4
(dBm/RBW)	(dBm/RBW)	(dBm/RBW)	(dBm/RBW)	(dBm/RBW)	(dBm/RBW)
-9.38	-9.38	-13.14	-13.77	-13.61	-13.53



Summary

Mode	PD (dBm/RBW)
2.4-2.4835GHz	-
802.11b_Nss1,(1Mbps)_1TX	-4.26
802.11g_Nss1,(6Mbps)_1TX	-6.90
802.11ax HEW20_Nss1,(MCS0)_1TX	-6.66

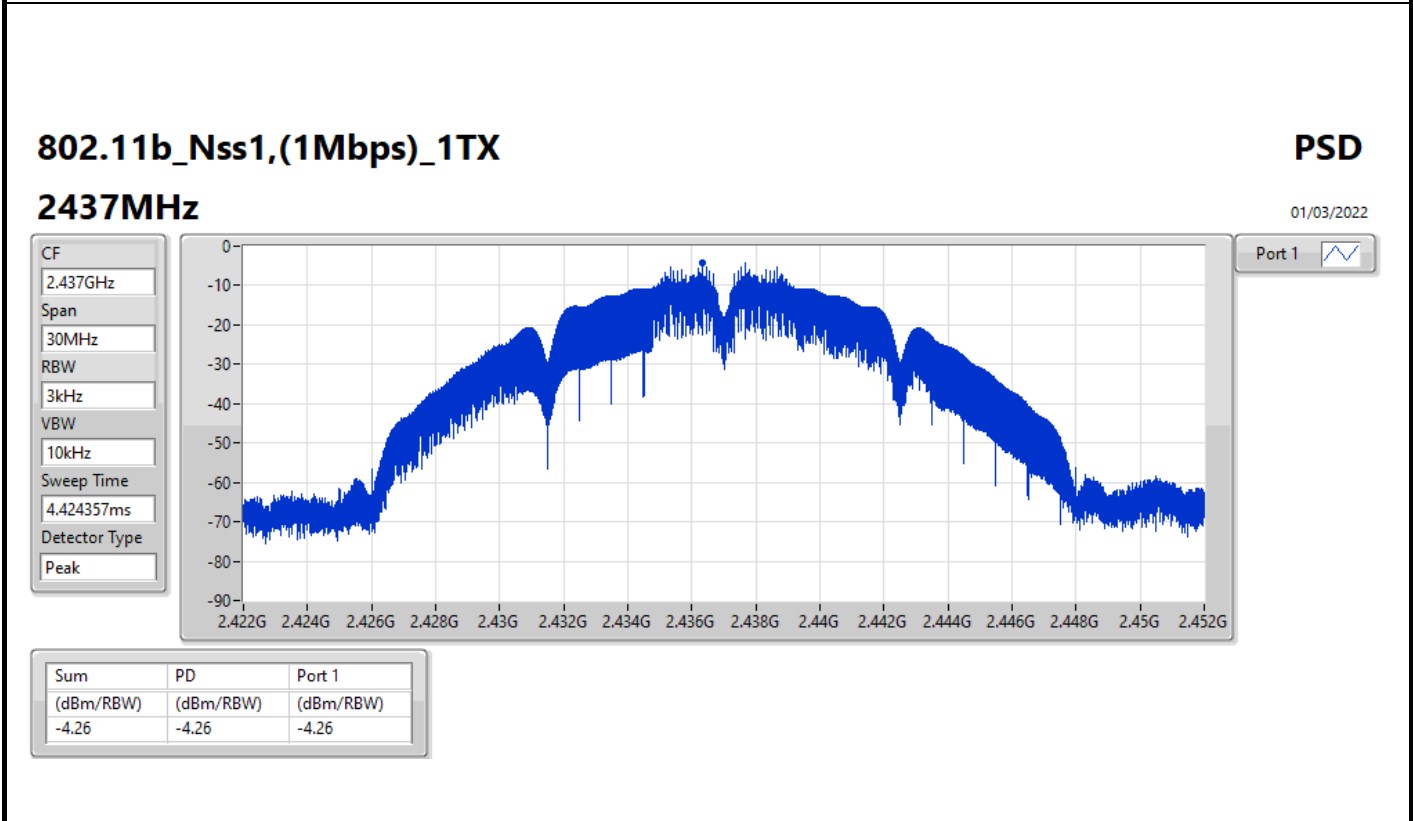
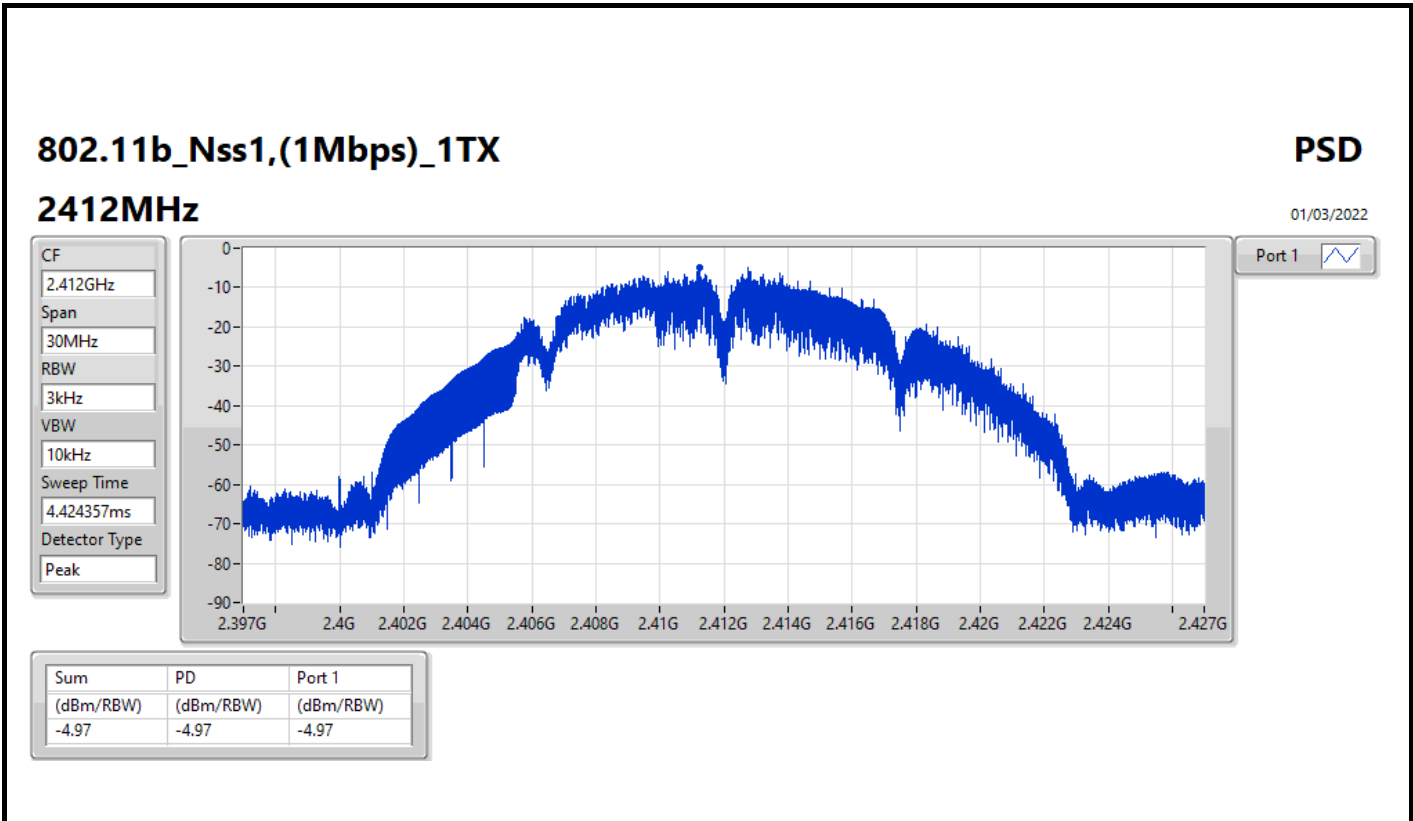
RBW = 3kHz;



Result

Mode	Result	DG (dBi)	Port 1 (dBm/RBW)	PD (dBm/RBW)	PD Limit (dBm/RBW)
802.11b_Nss1,(1Mbps)_1TX	-	-	-	-	-
2412MHz	Pass	3.30	-4.97	-4.97	8.00
2437MHz	Pass	3.30	-4.26	-4.26	8.00
2462MHz	Pass	3.30	-7.87	-7.87	8.00
802.11g_Nss1,(6Mbps)_1TX	-	-	-	-	-
2412MHz	Pass	3.30	-9.00	-9.00	8.00
2437MHz	Pass	3.30	-6.90	-6.90	8.00
2462MHz	Pass	3.30	-9.14	-9.14	8.00
802.11ax HEW20_Nss1,(MCS0)_1TX	-	-	-	-	-
2412MHz	Pass	3.30	-8.85	-8.85	8.00
2437MHz	Pass	3.30	-6.66	-6.66	8.00
2462MHz	Pass	3.30	-9.00	-9.00	8.00

DG = Directional Gain; RBW = 3kHz;
PD = trace bin-by-bin of each transmits port summing can be performed maximum power density; Port X = Port X Power Density;



802.11b_Nss1,(1Mbps)_1TX

PSD

2462MHz

01/03/2022

CF
2.462GHz

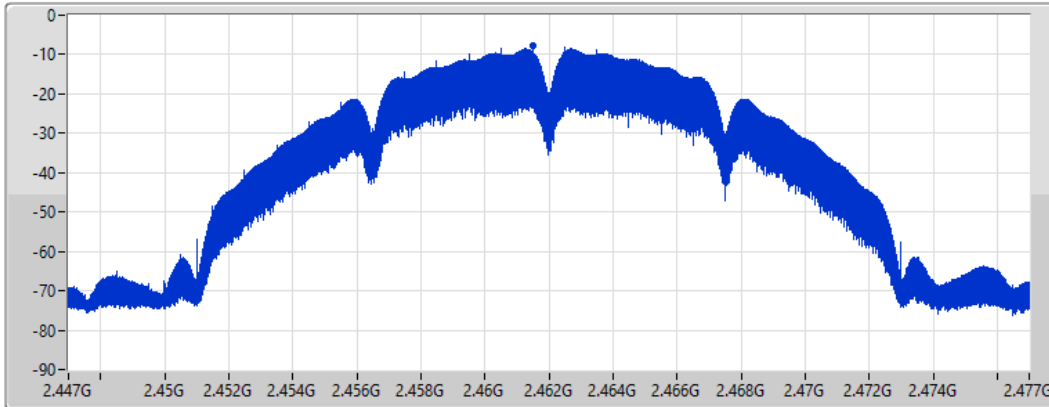
Span
30MHz


RBW
3kHz

VBW
10kHz

Sweep Time
4.424357ms

Detector Type
RMS



Port 1 

Sum	PD	Port 1
(dBm/RBW)	(dBm/RBW)	(dBm/RBW)
-7.87	-7.87	-7.87

802.11g_Nss1,(6Mbps)_1TX

PSD

2412MHz

01/03/2022

CF
2.412GHz

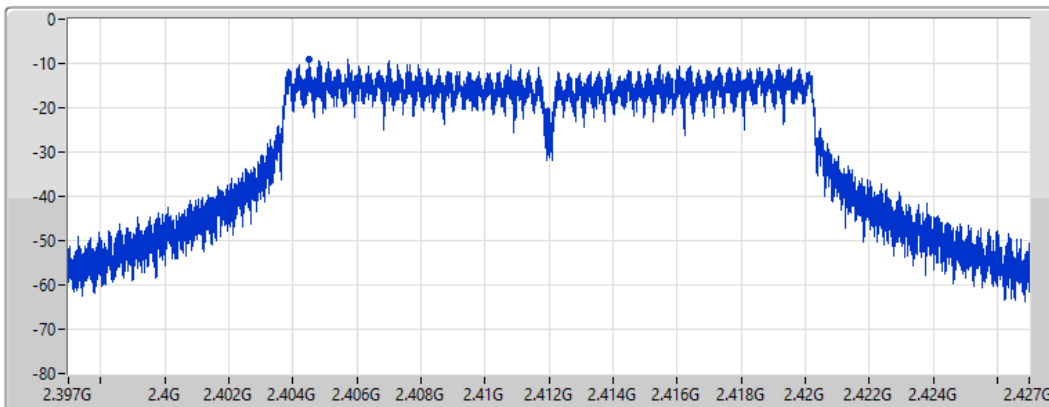
Span
30MHz


RBW
3kHz

VBW
10kHz

Sweep Time
4.424357ms

Detector Type
Peak



Port 1 

Sum	PD	Port 1
(dBm/RBW)	(dBm/RBW)	(dBm/RBW)
-9.00	-9.00	-9.00

802.11g_Nss1,(6Mbps)_1TX

PSD

2437MHz

01/03/2022

CF
2.437GHz

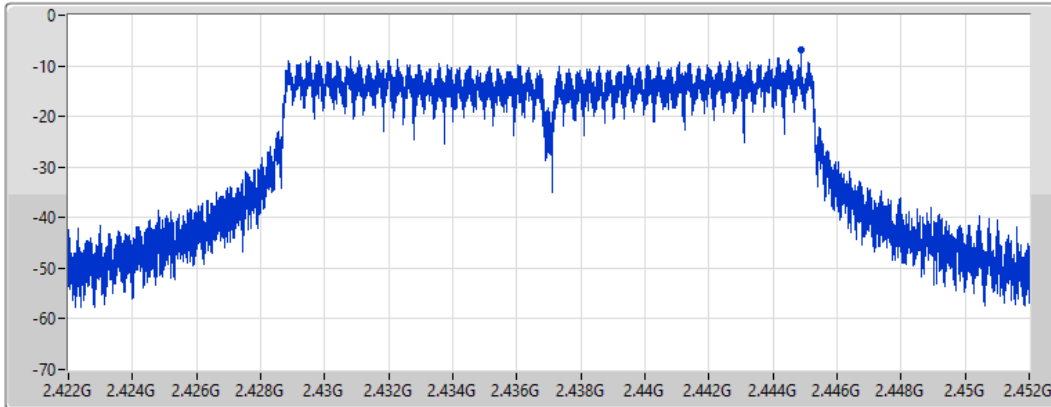
Span
30MHz


RBW
3kHz

VBW
10kHz

Sweep Time
4.424357ms

Detector Type
Peak



Port 1 

Sum	PD	Port 1
(dBm/RBW)	(dBm/RBW)	(dBm/RBW)
-6.90	-6.90	-6.90

802.11g_Nss1,(6Mbps)_1TX

PSD

2462MHz

01/03/2022

CF
2.462GHz

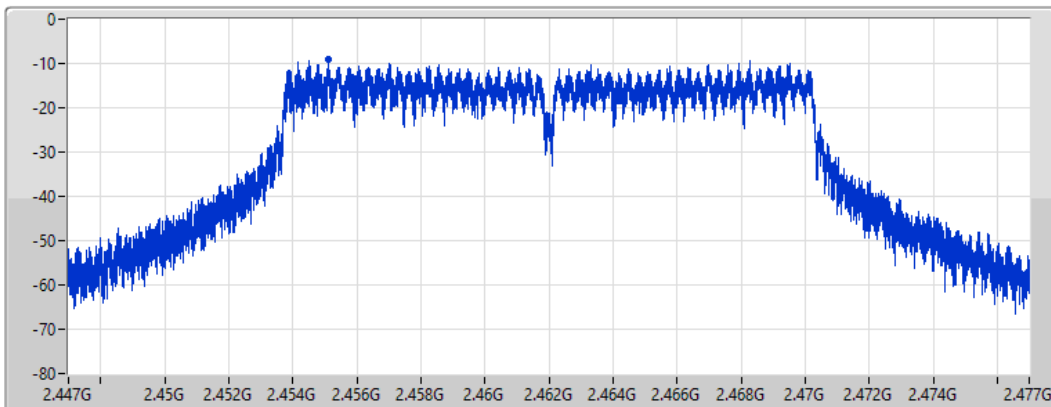
Span
30MHz


RBW
3kHz

VBW
10kHz

Sweep Time
4.424357ms

Detector Type
Peak



Port 1 

Sum	PD	Port 1
(dBm/RBW)	(dBm/RBW)	(dBm/RBW)
-9.14	-9.14	-9.14

802.11ax HEW20_Nss1,(MCS0)_1TX

PSD

2412MHz

01/03/2022

CF
2.412GHz

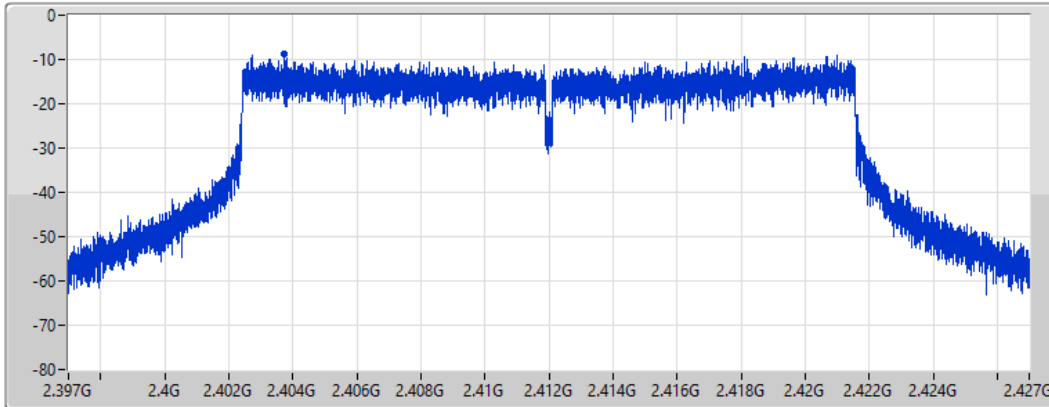
Span
30MHz


RBW
3kHz

VBW
10kHz

Sweep Time
4.424357ms

Detector Type
Peak



Port 1 

Sum	PD	Port 1
(dBm/RBW)	(dBm/RBW)	(dBm/RBW)
-8.85	-8.85	-8.85

802.11ax HEW20_Nss1,(MCS0)_1TX

PSD

2437MHz

01/03/2022

CF
2.437GHz

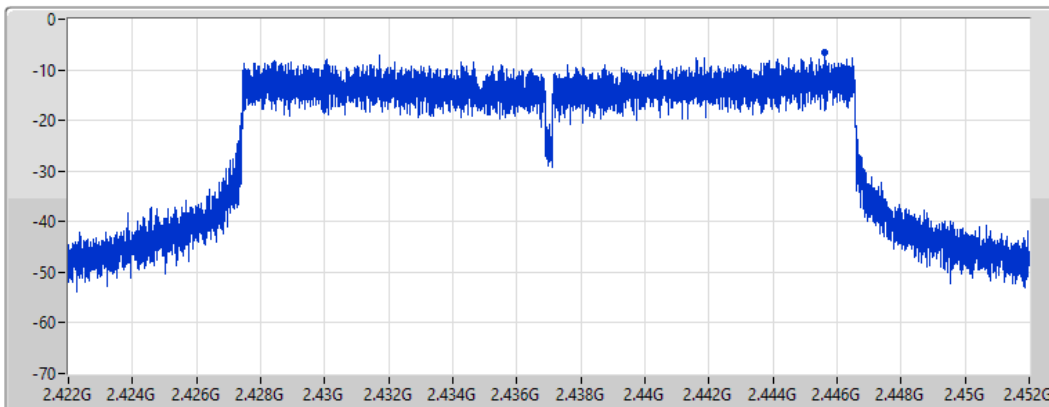
Span
30MHz


RBW
3kHz

VBW
10kHz

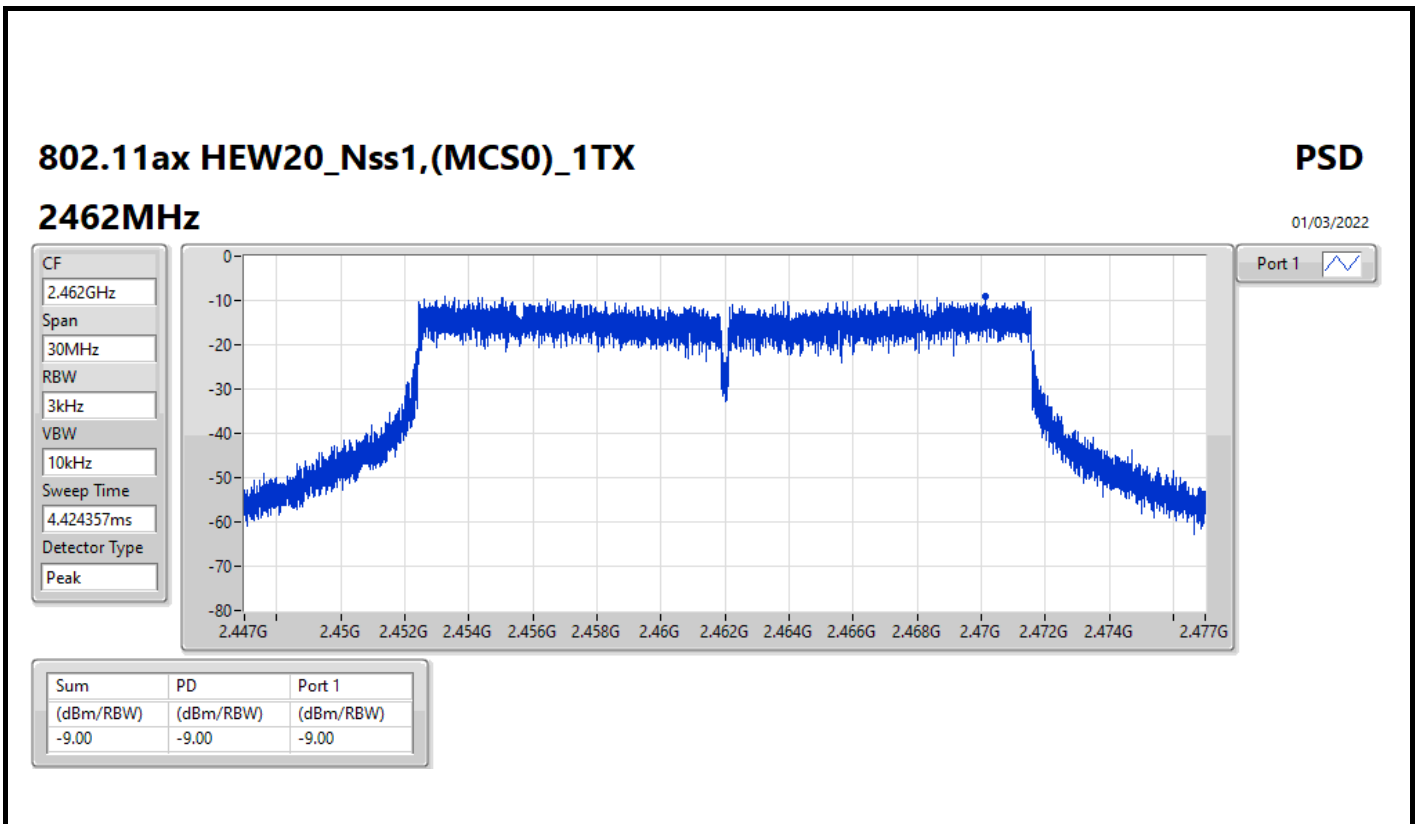
Sweep Time
4.424357ms

Detector Type
Peak



Port 1 

Sum	PD	Port 1
(dBm/RBW)	(dBm/RBW)	(dBm/RBW)
-6.66	-6.66	-6.66





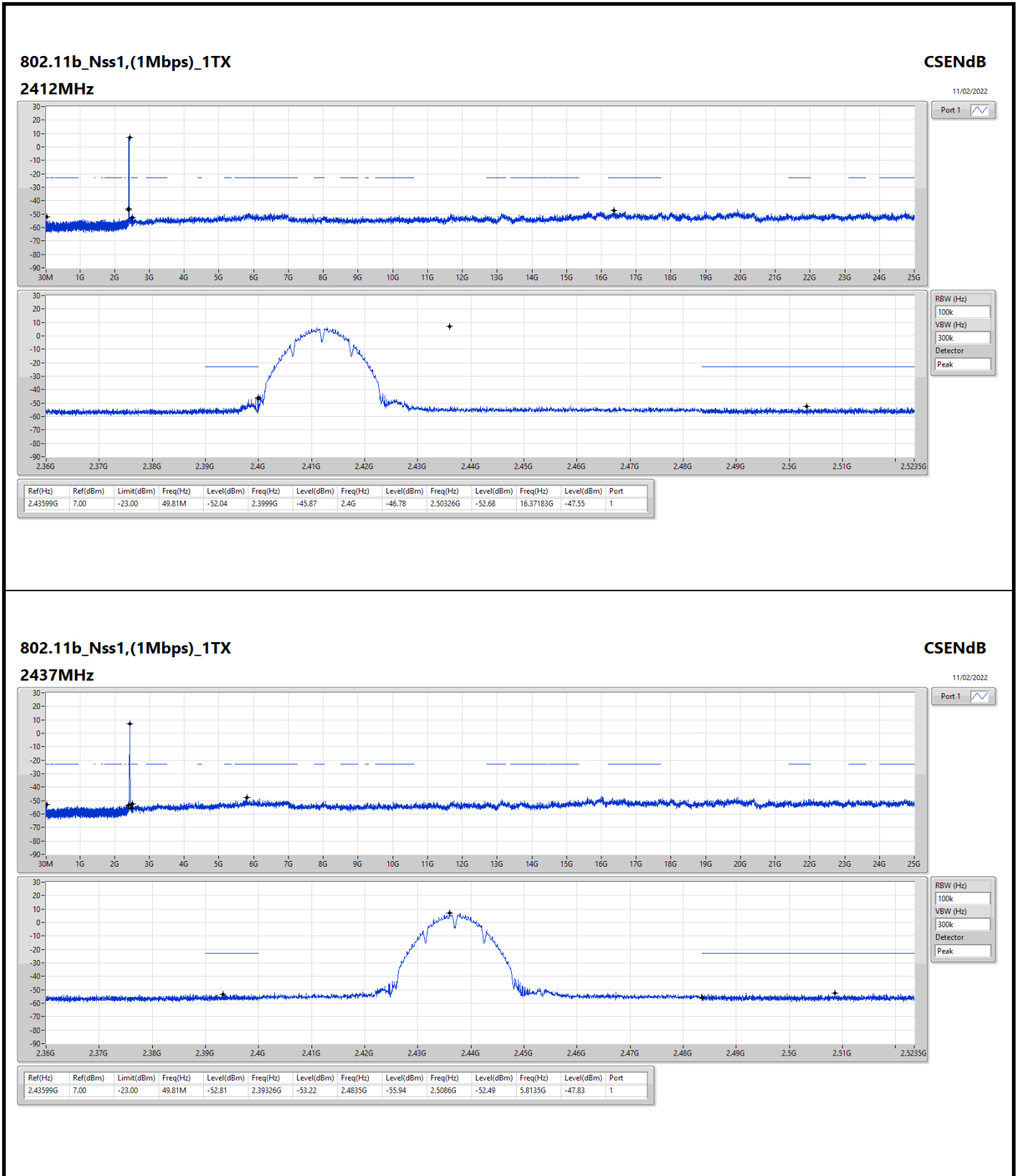
Summary

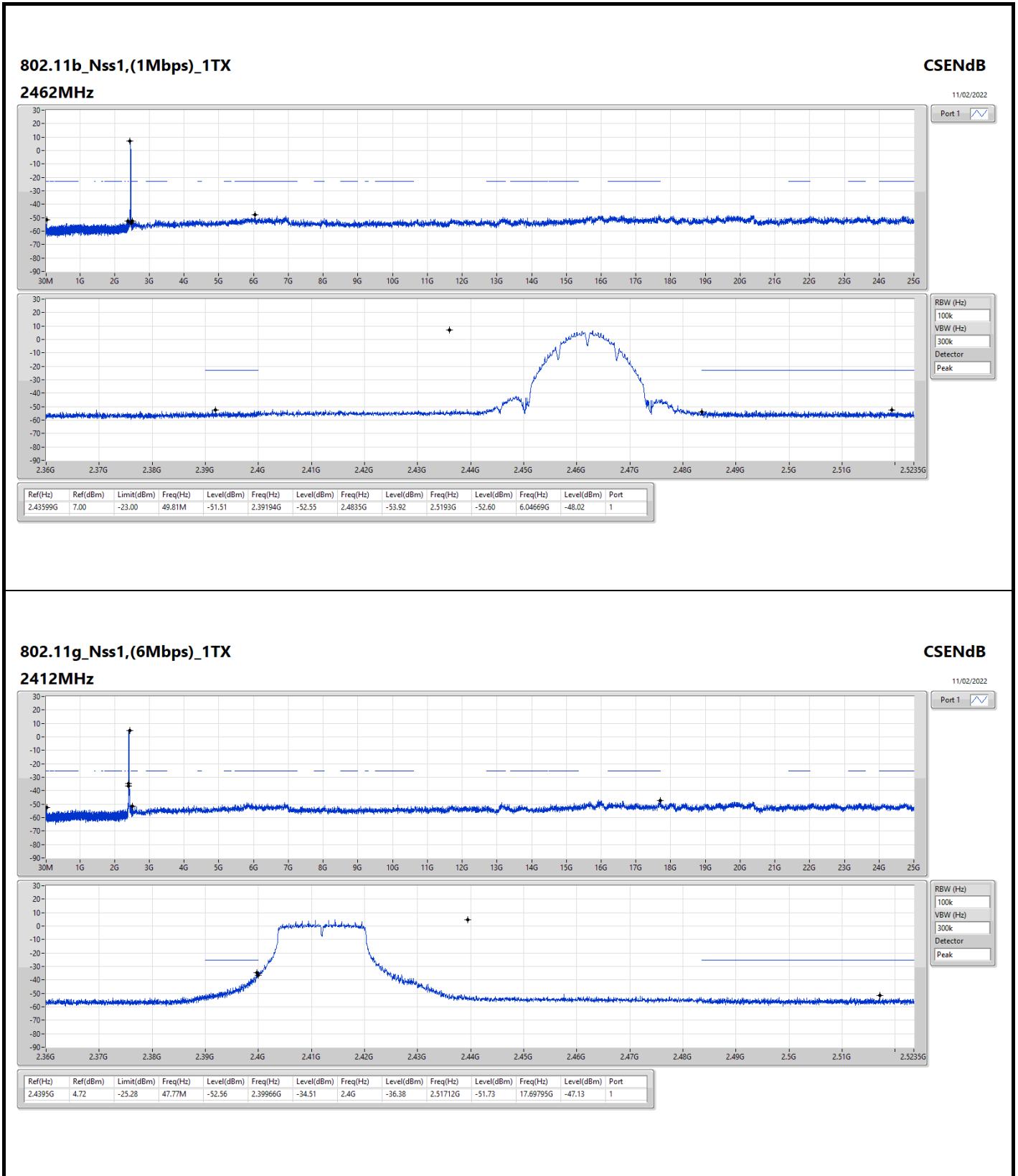
Mode	Result	Ref (Hz)	Ref (dBm)	Limit (dBm)	Freq (Hz)	Level (dBm)	Freq (Hz)	Level (dBm)	Freq (Hz)	Level (dBm)	Freq (Hz)	Level (dBm)	Freq (Hz)	Level (dBm)	Port
2.4-2.4835GHz	-	-	-	-	-	-	-	-	-	-	-	-	-	-	-
802.11b_Nss1,(1Mbps)_1TX	Pass	2.43599G	7.00	-23.00	49.81M	-52.04	2.3999G	-45.87	2.4G	-46.78	2.50326G	-52.68	16.37183G	-47.55	1
802.11g_Nss1,(6Mbps)_1TX	Pass	2.4395G	4.72	-25.28	47.77M	-52.56	2.39966G	-34.51	2.4G	-36.38	2.51712G	-51.73	17.69795G	-47.13	1
802.11ax HEW20_Nss1,(MCS0)_1TX	Pass	2.43824G	4.57	-25.43	49.81M	-53.24	2.39996G	-33.84	2.4G	-35.01	2.48364G	-53.08	24.72466G	-46.63	1

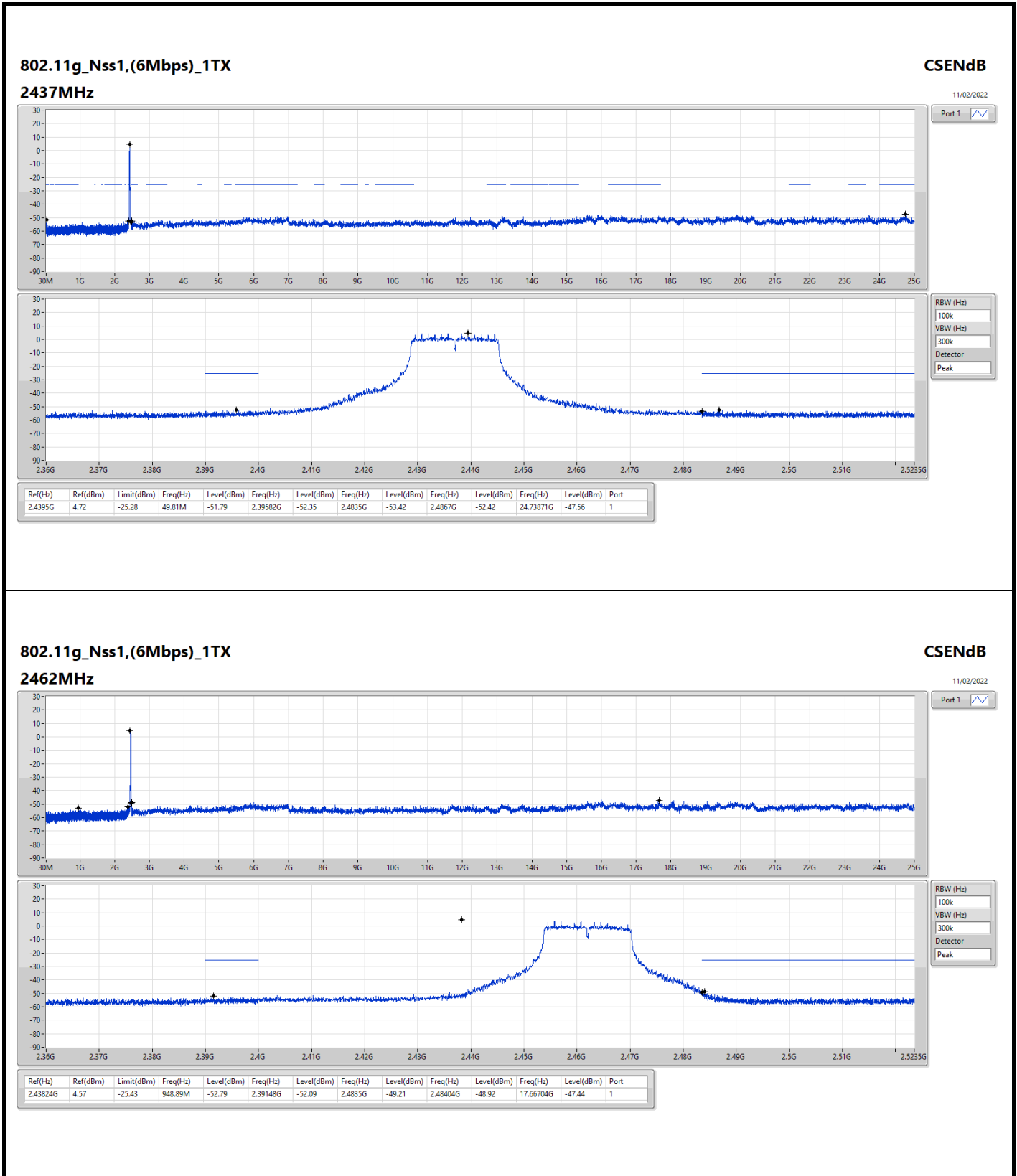


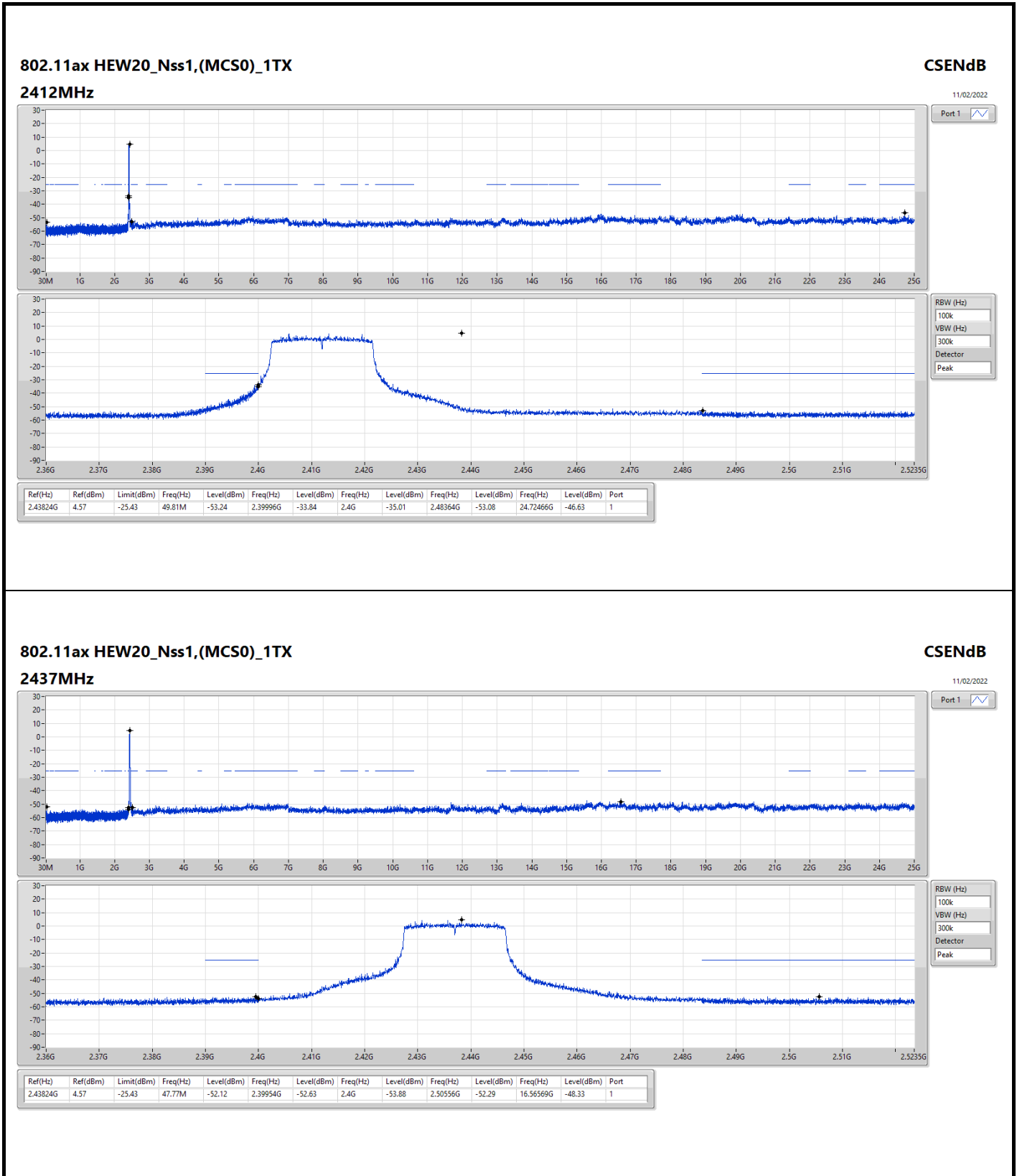
Result

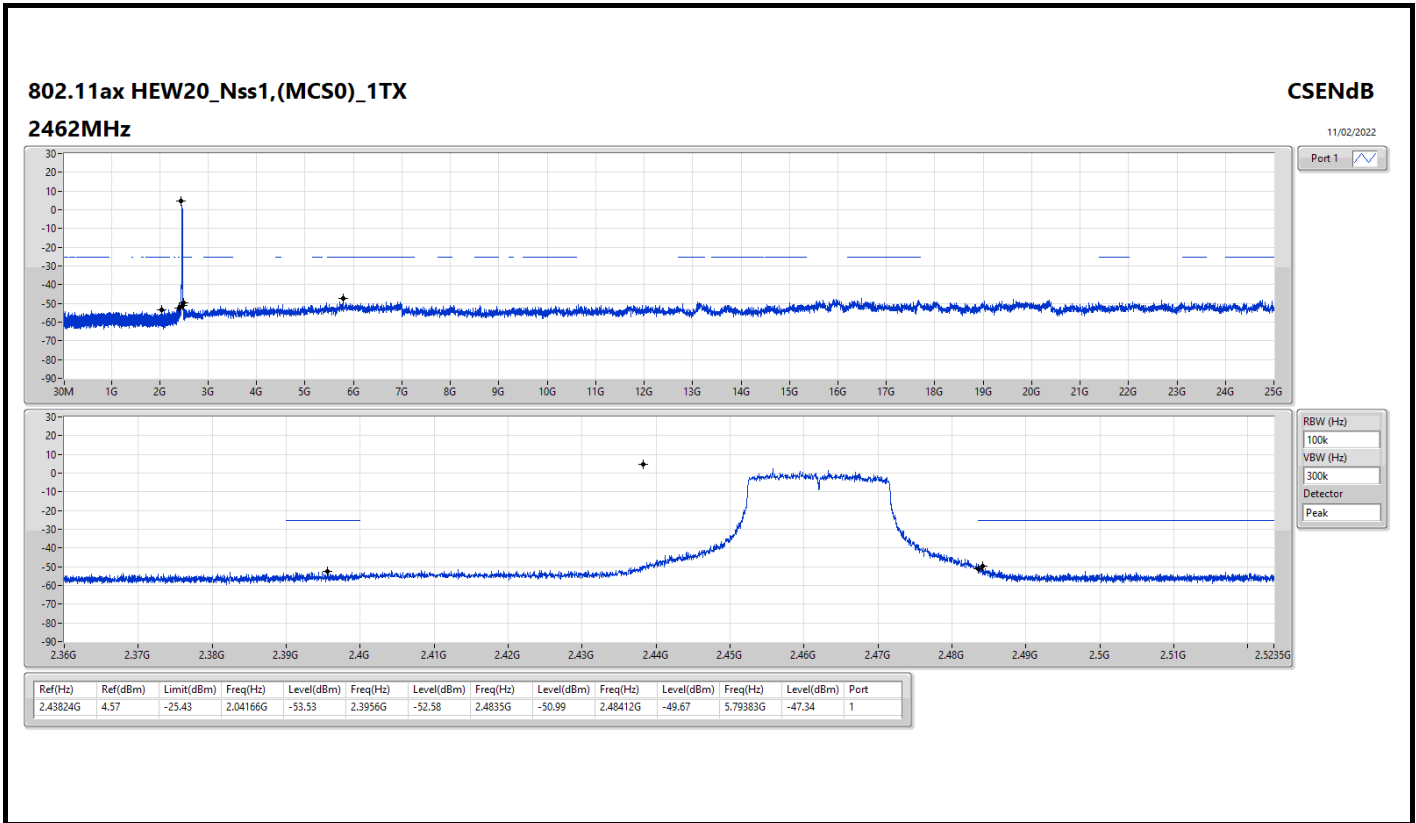
Mode	Result	Ref (Hz)	Ref (dBm)	Limit (dBm)	Freq (Hz)	Level (dBm)	Freq (Hz)	Level (dBm)	Freq (Hz)	Level (dBm)	Freq (Hz)	Level (dBm)	Freq (Hz)	Level (dBm)	Port
802.11b_Nss1,(1Mbps)_1TX	-	-	-	-	-	-	-	-	-	-	-	-	-	-	-
2412MHz	Pass	2.43599G	7.00	-23.00	49.81M	-52.04	2.3999G	-45.87	2.4G	-46.78	2.50326G	-52.68	16.37183G	-47.55	1
2437MHz	Pass	2.43599G	7.00	-23.00	49.81M	-52.81	2.39326G	-53.22	2.4835G	-55.94	2.5086G	-52.49	5.8135G	-47.83	1
2462MHz	Pass	2.43599G	7.00	-23.00	49.81M	-51.51	2.39194G	-52.55	2.4835G	-53.92	2.5193G	-52.60	6.04669G	-48.02	1
802.11g_Nss1,(6Mbps)_1TX	-	-	-	-	-	-	-	-	-	-	-	-	-	-	-
2412MHz	Pass	2.4395G	4.72	-25.28	47.77M	-52.56	2.39966G	-34.51	2.4G	-36.38	2.51712G	-51.73	17.69795G	-47.13	1
2437MHz	Pass	2.4395G	4.72	-25.28	49.81M	-51.79	2.39582G	-52.35	2.4835G	-53.42	2.4867G	-52.42	24.73871G	-47.56	1
2462MHz	Pass	2.43824G	4.57	-25.43	948.89M	-52.79	2.39148G	-52.09	2.4835G	-49.21	2.48404G	-48.92	17.66704G	-47.44	1
802.11ax HEW20_Nss1,(MCS0)_1TX	-	-	-	-	-	-	-	-	-	-	-	-	-	-	-
2412MHz	Pass	2.43824G	4.57	-25.43	49.81M	-53.24	2.39996G	-33.84	2.4G	-35.01	2.48364G	-53.08	24.72466G	-46.63	1
2437MHz	Pass	2.43824G	4.57	-25.43	47.77M	-52.12	2.39954G	-52.63	2.4G	-53.88	2.50556G	-52.29	16.56569G	-48.33	1
2462MHz	Pass	2.43824G	4.57	-25.43	2.04166G	-53.53	2.3956G	-52.58	2.4835G	-50.99	2.48412G	-49.67	5.79383G	-47.34	1













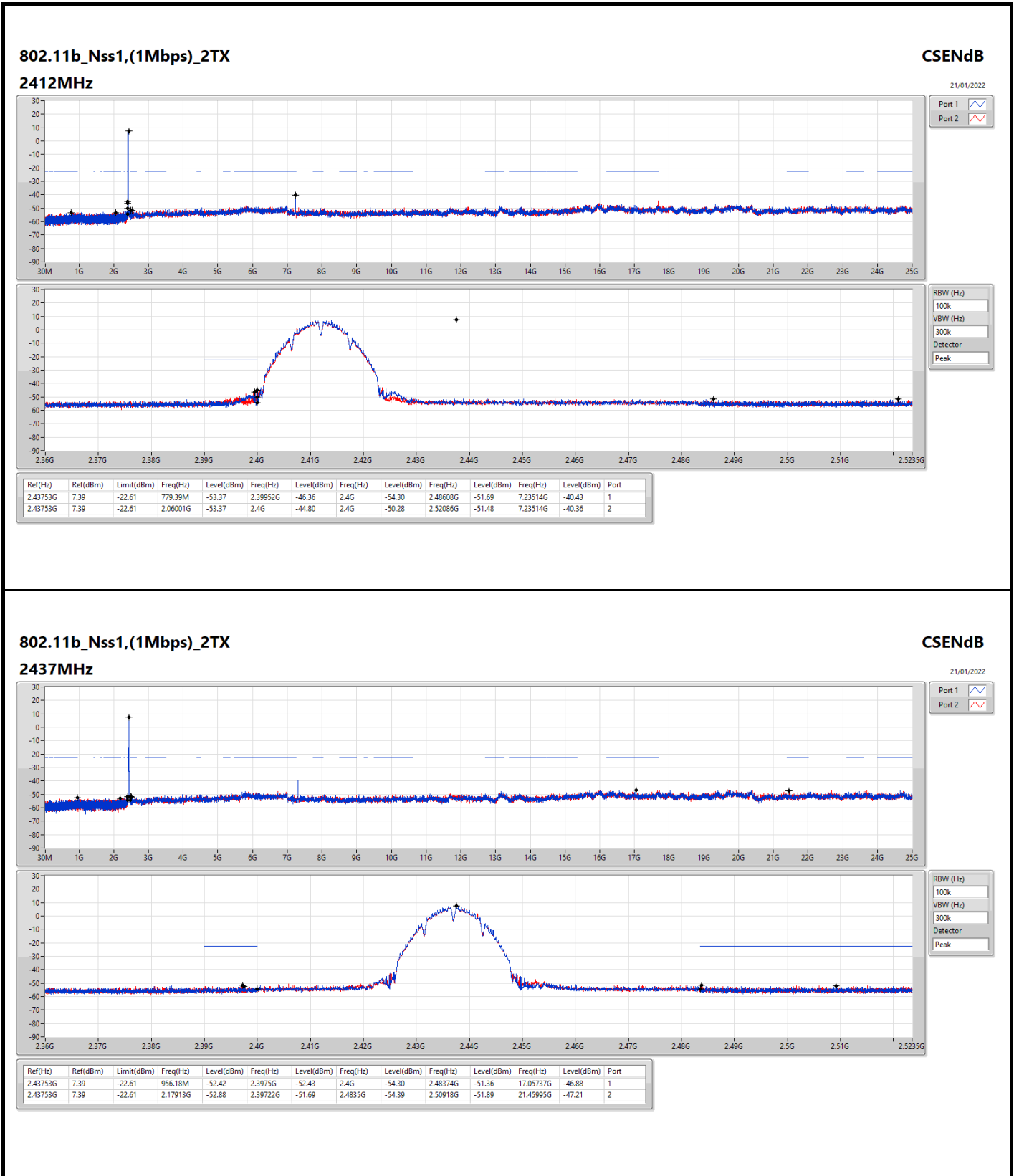
Summary

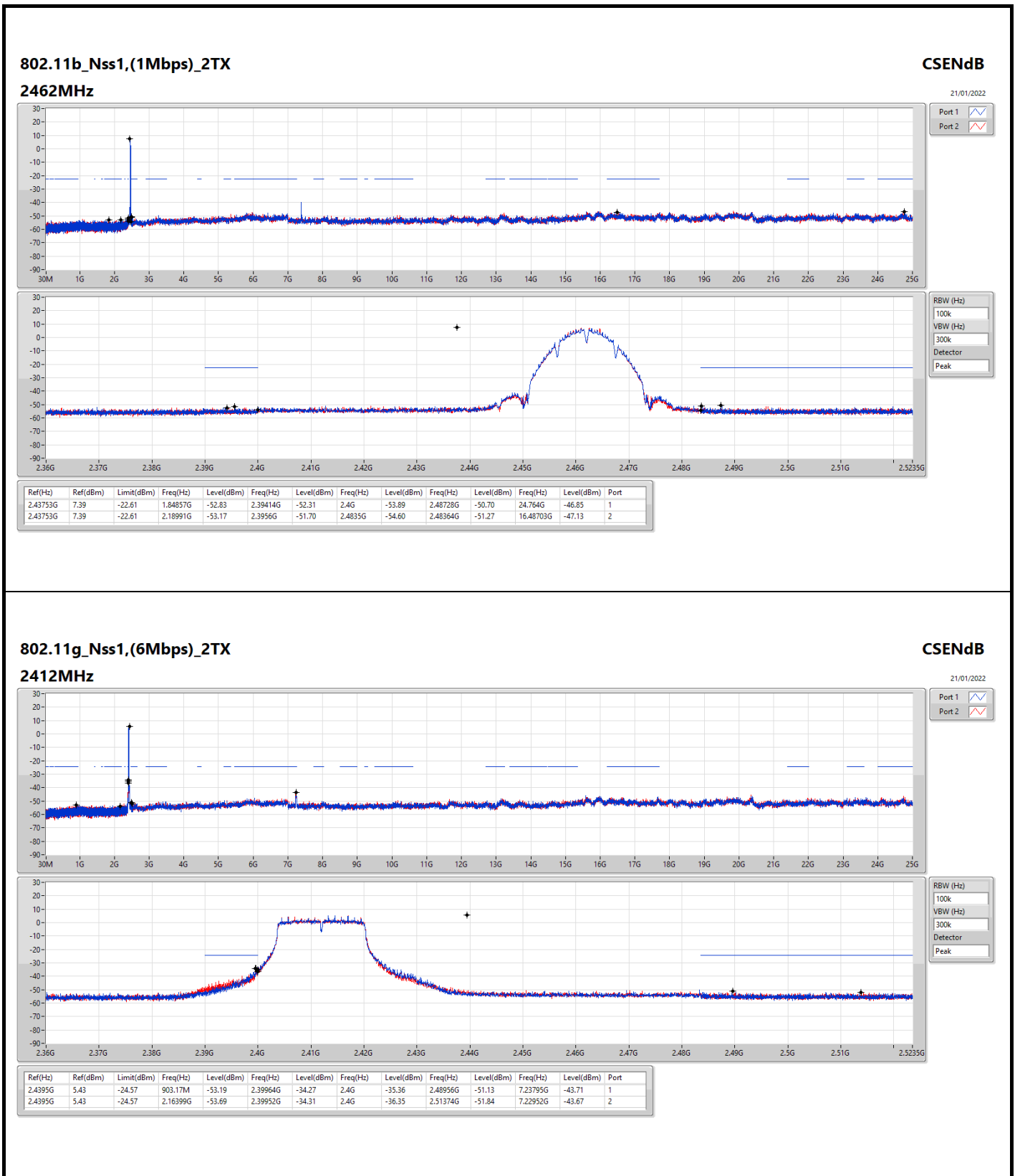
Mode	Result	Ref (Hz)	Ref (dBm)	Limit (dBm)	Freq (Hz)	Level (dBm)	Freq (Hz)	Level (dBm)	Freq (Hz)	Level (dBm)	Freq (Hz)	Level (dBm)	Freq (Hz)	Level (dBm)	Port
2.4-2.4835GHz	-	-	-	-	-	-	-	-	-	-	-	-	-	-	-
802.11b_Nss1,(1Mbps)_2TX	Pass	2.43753G	7.39	-22.61	2.06001G	-53.37	2.4G	-44.80	2.4G	-50.28	2.52086G	-51.48	7.23514G	-40.36	2
802.11g_Nss1,(6Mbps)_2TX	Pass	2.4395G	5.43	-24.57	903.17M	-53.19	2.39964G	-34.27	2.4G	-35.36	2.48956G	-51.13	7.23795G	-43.71	1
802.11ax HEW20_Nss1,(MCS0)_2TX	Pass	2.43323G	4.86	-25.14	2.11622G	-53.02	2.39974G	-32.73	2.4G	-33.90	2.48706G	-51.14	7.23514G	-43.34	1



Result

Mode	Result	Ref (Hz)	Ref (dBm)	Limit (dBm)	Freq (Hz)	Level (dBm)	Freq (Hz)	Level (dBm)	Freq (Hz)	Level (dBm)	Freq (Hz)	Level (dBm)	Freq (Hz)	Level (dBm)	Port
802.11b_Nss1,(1Mbps)_2TX	-	-	-	-	-	-	-	-	-	-	-	-	-	-	-
2412MHz	Pass	2.43753G	7.39	-22.61	779.39M	-53.37	2.39952G	-46.36	2.4G	-54.30	2.48608G	-51.69	7.23514G	-40.43	1
2412MHz	Pass	2.43753G	7.39	-22.61	2.06001G	-53.37	2.4G	-44.80	2.4G	-50.28	2.52086G	-51.48	7.23514G	-40.36	2
2437MHz	Pass	2.43753G	7.39	-22.61	956.18M	-52.42	2.3975G	-52.43	2.4G	-54.30	2.48374G	-51.36	17.05737G	-46.88	1
2437MHz	Pass	2.43753G	7.39	-22.61	2.17913G	-52.88	2.39722G	-51.69	2.4835G	-54.39	2.50918G	-51.89	21.45995G	-47.21	2
2462MHz	Pass	2.43753G	7.39	-22.61	1.84857G	-52.83	2.39414G	-52.31	2.4G	-53.89	2.48728G	-50.70	24.764G	-46.85	1
2462MHz	Pass	2.43753G	7.39	-22.61	2.18991G	-53.17	2.3956G	-51.70	2.4835G	-54.60	2.48364G	-51.27	16.48703G	-47.13	2
802.11g_Nss1,(6Mbps)_2TX	-	-	-	-	-	-	-	-	-	-	-	-	-	-	-
2412MHz	Pass	2.4395G	5.43	-24.57	903.17M	-53.19	2.39964G	-34.27	2.4G	-35.36	2.48956G	-51.13	7.23795G	-43.71	1
2412MHz	Pass	2.4395G	5.43	-24.57	2.16399G	-53.69	2.39952G	-34.31	2.4G	-36.35	2.51374G	-51.84	7.22952G	-43.67	2
2437MHz	Pass	2.4395G	5.43	-24.57	955.01M	-52.61	2.399G	-51.85	2.4G	-53.66	2.4971G	-51.35	16.32126G	-46.35	1
2437MHz	Pass	2.4395G	5.43	-24.57	2.18467G	-53.54	2.3979G	-51.98	2.4G	-53.20	2.49694G	-51.38	17.65861G	-46.85	2
2462MHz	Pass	2.4395G	5.43	-24.57	2.30525G	-53.18	2.39692G	-50.72	2.4835G	-50.25	2.4835G	-47.67	17.6839G	-46.56	1
2462MHz	Pass	2.4395G	5.43	-24.57	1.79032G	-51.77	2.39042G	-52.31	2.4835G	-49.91	2.48386G	-49.67	16.61346G	-45.83	2
802.11ax HEW20_Nss1,(MCS0)_2TX	-	-	-	-	-	-	-	-	-	-	-	-	-	-	-
2412MHz	Pass	2.43323G	4.86	-25.14	2.11622G	-53.02	2.39974G	-32.73	2.4G	-33.90	2.48706G	-51.14	7.23514G	-43.34	1
2412MHz	Pass	2.43323G	4.86	-25.14	1.84536G	-52.35	2.39998G	-34.55	2.4G	-34.77	2.48892G	-51.60	7.23233G	-43.86	2
2437MHz	Pass	2.43323G	4.86	-25.14	864.72M	-52.31	2.39406G	-51.76	2.4G	-53.95	2.49232G	-51.97	24.77243G	-46.36	1
2437MHz	Pass	2.43323G	4.86	-25.14	2.17127G	-52.80	2.39474G	-51.95	2.4G	-53.96	2.5124G	-51.08	13.21389G	-46.90	2
2462MHz	Pass	2.43323G	4.86	-25.14	1.92604G	-52.38	2.3952G	-51.82	2.4835G	-49.91	2.48354G	-46.40	16.28474G	-46.80	1
2462MHz	Pass	2.43323G	4.86	-25.14	2.11681G	-53.42	2.39716G	-51.96	2.4835G	-51.02	2.48364G	-50.52	16.29317G	-47.14	2



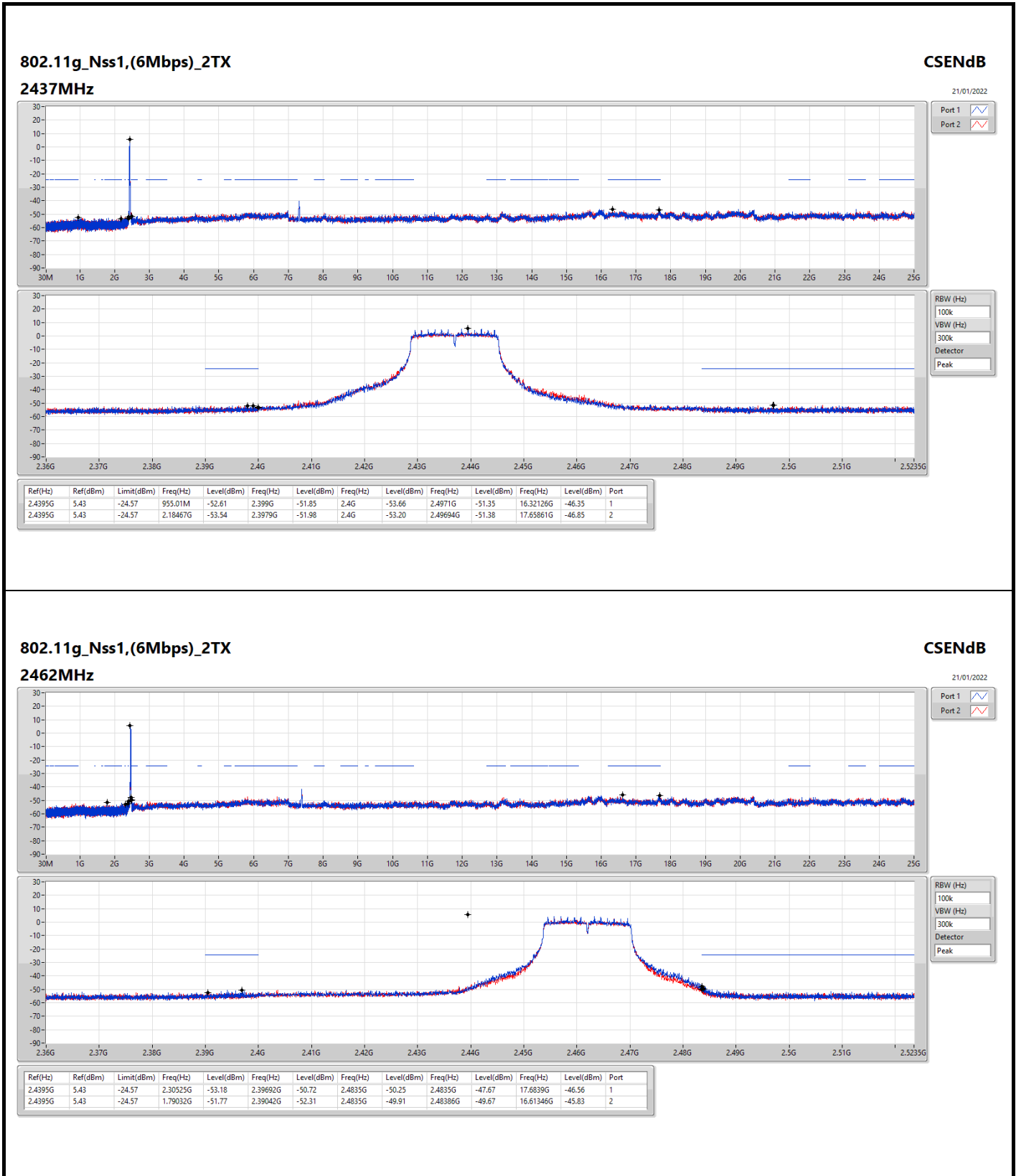


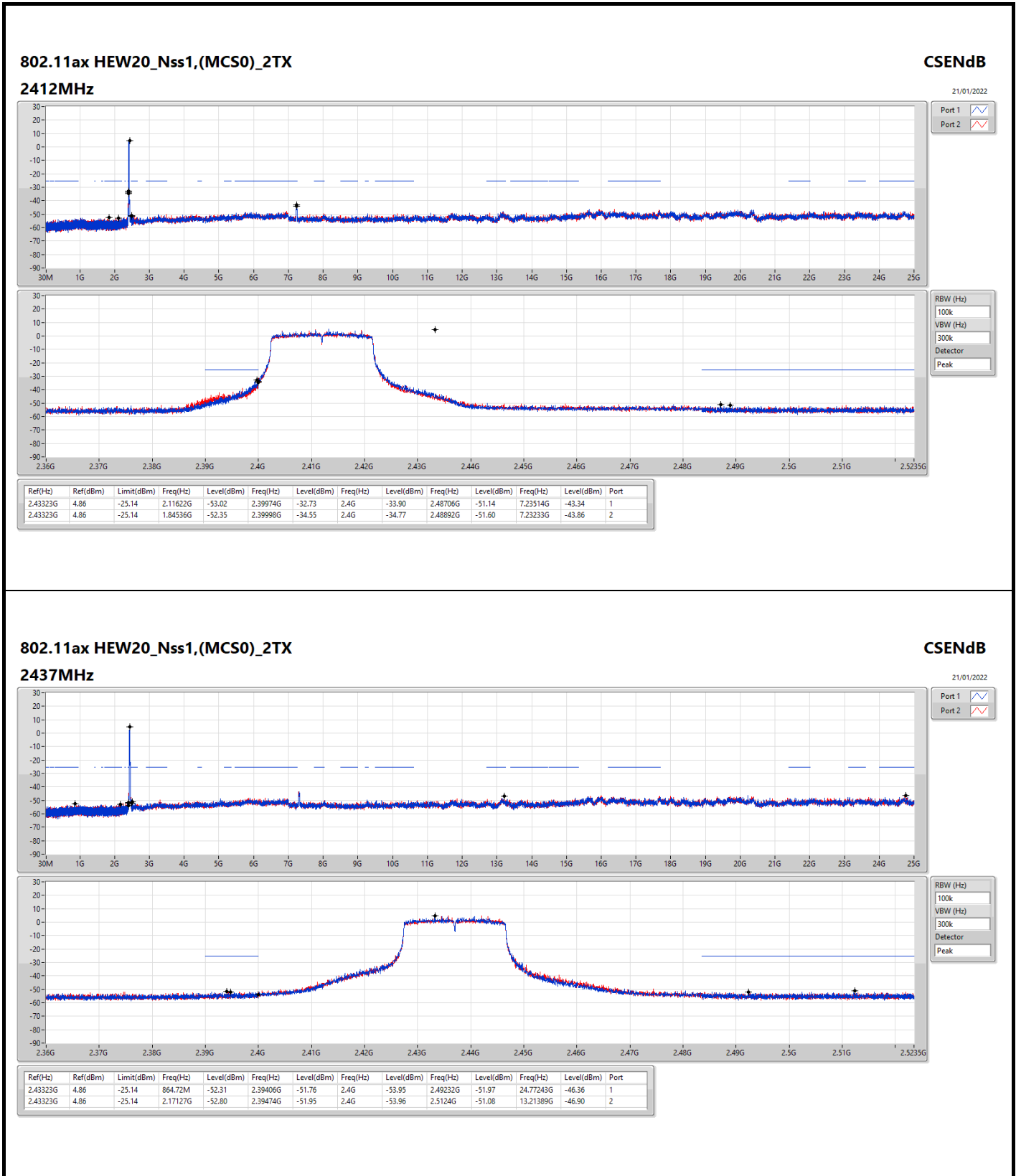
802.11g_Nss1,(6Mbps)_2TX

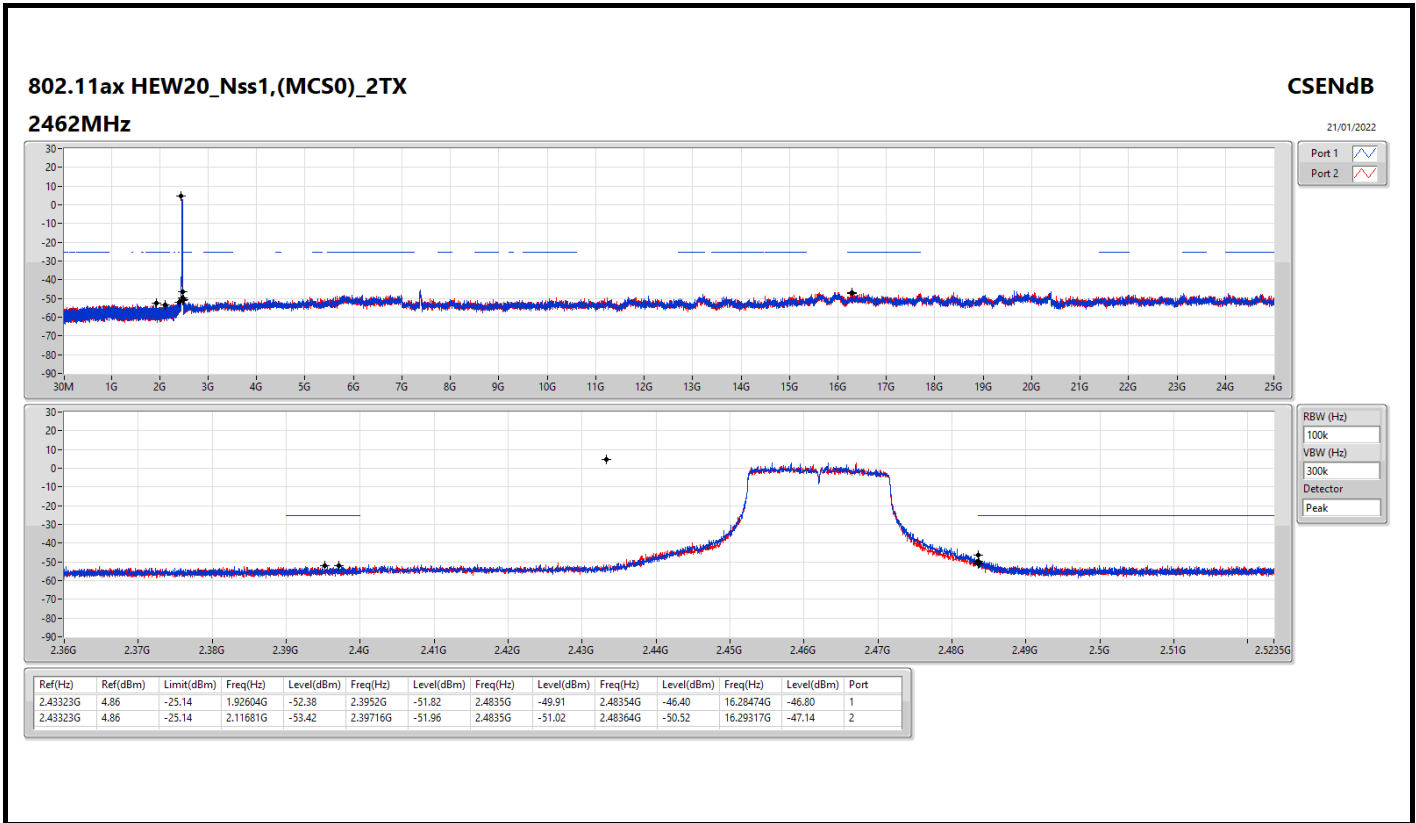
2412MHz

CSENdB

21/01/2022









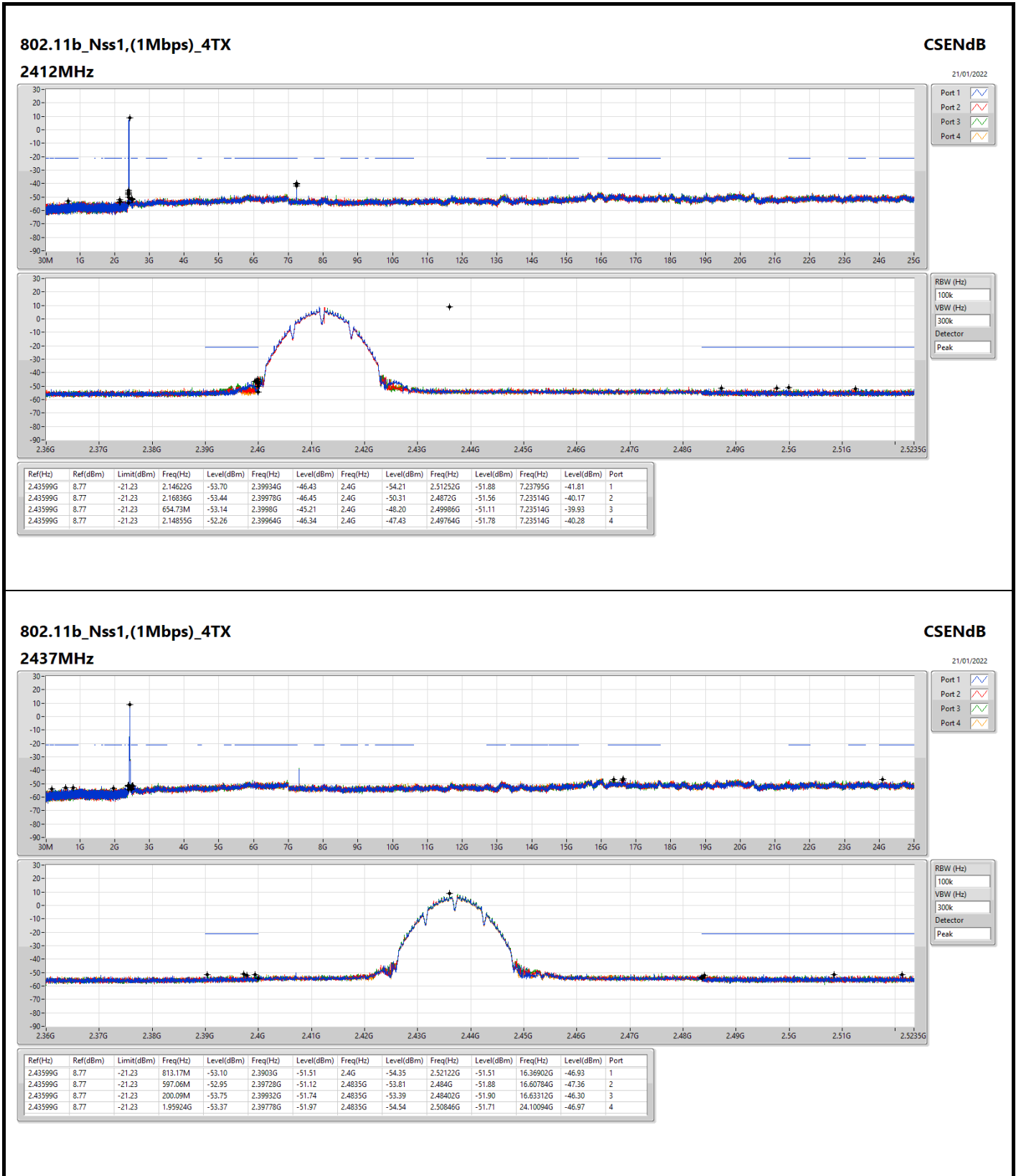
Summary

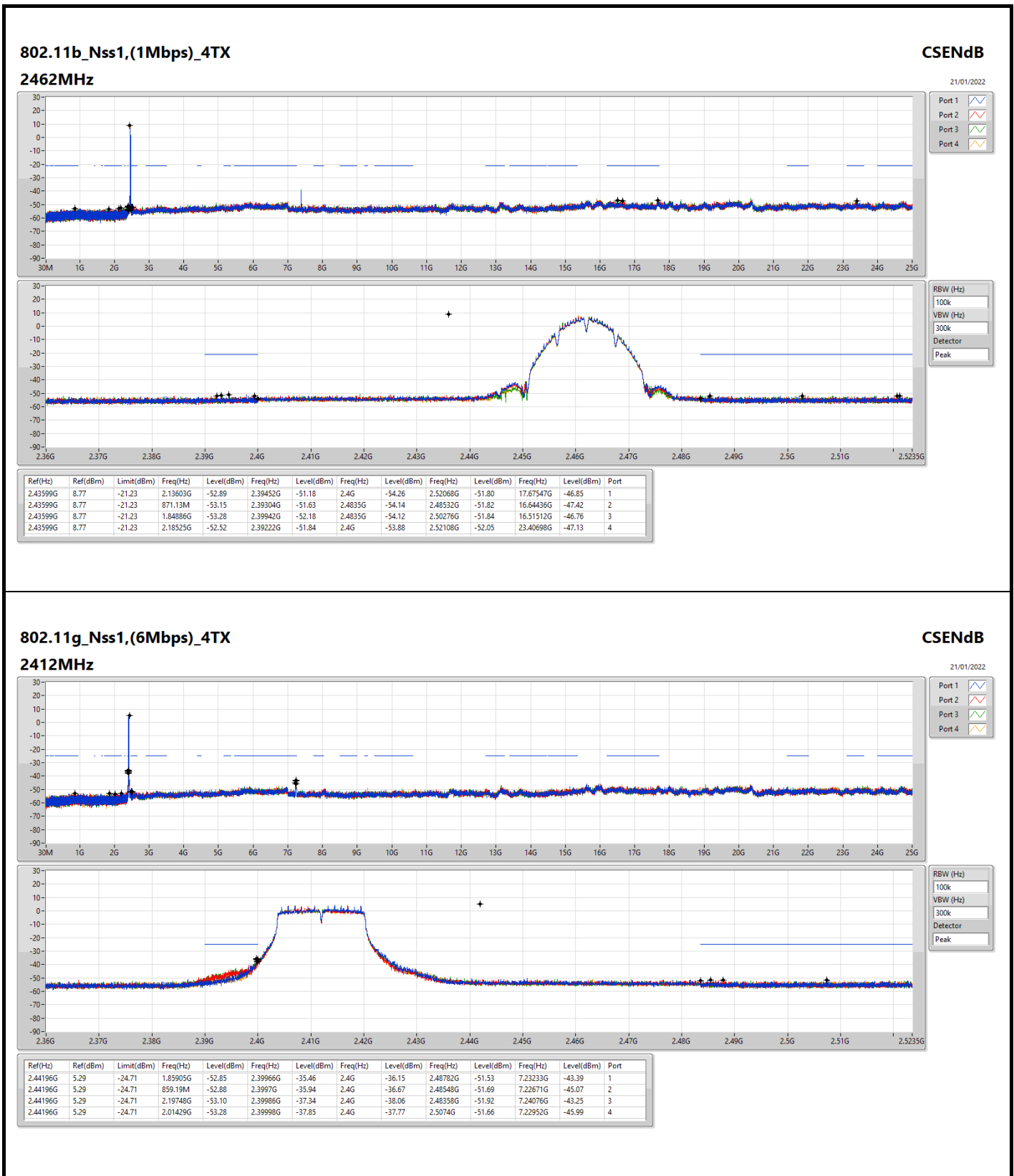
Mode	Result	Ref (Hz)	Ref (dBm)	Limit (dBm)	Freq (Hz)	Level (dBm)	Freq (Hz)	Level (dBm)	Freq (Hz)	Level (dBm)	Freq (Hz)	Level (dBm)	Freq (Hz)	Level (dBm)	Port
2.4-2.4835GHz	-	-	-	-	-	-	-	-	-	-	-	-	-	-	-
802.11b_Nss1,(1Mbps)_4TX	Pass	2.43599G	8.77	-21.23	654.73M	-53.14	2.3998G	-45.21	2.4G	-48.20	2.49986G	-51.11	7.23514G	-39.93	3
802.11g_Nss1,(6Mbps)_4TX	Pass	2.44196G	5.29	-24.71	1.85905G	-52.85	2.39966G	-35.46	2.4G	-36.15	2.48782G	-51.53	7.23233G	-43.39	1
802.11ax HEW20_Nss1,(MCS0)_4TX	Pass	2.442G	5.80	-24.20	494.25M	-52.61	2.3998G	-35.58	2.4G	-36.45	2.49114G	-51.98	7.23233G	-45.14	1



Result

Mode	Result	Ref (Hz)	Ref (dBm)	Limit (dBm)	Freq (Hz)	Level (dBm)	Freq (Hz)	Level (dBm)	Freq (Hz)	Level (dBm)	Freq (Hz)	Level (dBm)	Freq (Hz)	Level (dBm)	Port
802.11b_Nss1_(1Mbps)_4TX	-	-	-	-	-	-	-	-	-	-	-	-	-	-	-
2412MHz	Pass	2.43599G	8.77	-21.23	2.14622G	-53.70	2.39934G	-46.43	2.4G	-54.21	2.51252G	-51.88	7.23795G	-41.81	1
2412MHz	Pass	2.43599G	8.77	-21.23	2.16836G	-53.44	2.39978G	-46.45	2.4G	-50.31	2.4872G	-51.56	7.23514G	-40.17	2
2412MHz	Pass	2.43599G	8.77	-21.23	654.73M	-53.14	2.3998G	-45.21	2.4G	-48.20	2.49986G	-51.11	7.23514G	-39.93	3
2412MHz	Pass	2.43599G	8.77	-21.23	2.14855G	-52.26	2.39964G	-46.34	2.4G	-47.43	2.49764G	-51.78	7.23514G	-40.28	4
2437MHz	Pass	2.43599G	8.77	-21.23	813.17M	-53.10	2.3903G	-51.51	2.4G	-54.35	2.52122G	-51.51	16.36902G	-46.93	1
2437MHz	Pass	2.43599G	8.77	-21.23	597.06M	-52.95	2.39728G	-51.12	2.4835G	-53.81	2.484G	-51.88	16.60784G	-47.36	2
2437MHz	Pass	2.43599G	8.77	-21.23	200.09M	-53.75	2.39932G	-51.74	2.4835G	-53.39	2.48402G	-51.90	16.63312G	-46.30	3
2437MHz	Pass	2.43599G	8.77	-21.23	1.95924G	-53.37	2.39778G	-51.97	2.4835G	-54.54	2.50846G	-51.71	24.10094G	-46.97	4
2462MHz	Pass	2.43599G	8.77	-21.23	2.13603G	-52.89	2.39452G	-51.18	2.4G	-54.26	2.52068G	-51.80	17.67547G	-46.85	1
2462MHz	Pass	2.43599G	8.77	-21.23	871.13M	-53.15	2.39304G	-51.63	2.4835G	-54.14	2.48532G	-51.82	16.64436G	-47.42	2
2462MHz	Pass	2.43599G	8.77	-21.23	1.84886G	-53.28	2.39942G	-52.18	2.4835G	-54.12	2.50276G	-51.84	16.51512G	-46.76	3
2462MHz	Pass	2.43599G	8.77	-21.23	2.18525G	-52.52	2.39222G	-51.84	2.4G	-53.88	2.52108G	-52.05	23.40698G	-47.13	4
802.11g_Nss1_(6Mbps)_4TX	-	-	-	-	-	-	-	-	-	-	-	-	-	-	-
2412MHz	Pass	2.44196G	5.29	-24.71	1.85905G	-52.85	2.39966G	-35.46	2.4G	-36.15	2.48782G	-51.53	7.23233G	-43.39	1
2412MHz	Pass	2.44196G	5.29	-24.71	859.19M	-52.88	2.3997G	-35.94	2.4G	-36.67	2.48548G	-51.69	7.22671G	-45.07	2
2412MHz	Pass	2.44196G	5.29	-24.71	2.19748G	-53.10	2.39986G	-37.34	2.4G	-38.06	2.48358G	-51.92	7.24076G	-43.25	3
2412MHz	Pass	2.44196G	5.29	-24.71	2.01429G	-53.28	2.39998G	-37.85	2.4G	-37.77	2.5074G	-51.66	7.22952G	-45.99	4
2437MHz	Pass	2.44196G	5.29	-24.71	2.30117G	-52.73	2.39964G	-51.35	2.4G	-52.53	2.51078G	-51.41	16.26507G	-47.26	1
2437MHz	Pass	2.44196G	5.29	-24.71	2.18379G	-53.28	2.39738G	-51.95	2.4G	-53.42	2.50546G	-51.77	17.00118G	-47.65	2
2437MHz	Pass	2.44196G	5.29	-24.71	786.96M	-52.68	2.39302G	-52.08	2.4835G	-54.30	2.48924G	-51.76	16.87755G	-46.58	3
2437MHz	Pass	2.44196G	5.29	-24.71	1.88089G	-53.51	2.39808G	-51.73	2.4G	-54.70	2.50868G	-51.55	23.56712G	-46.18	4
2462MHz	Pass	2.44196G	5.29	-24.71	1.63537G	-53.46	2.39802G	-51.92	2.4835G	-51.72	2.4836G	-51.05	17.65018G	-46.86	1
2462MHz	Pass	2.44196G	5.29	-24.71	2.15962G	-52.52	2.3945G	-52.05	2.4835G	-52.50	2.4836G	-50.74	16.69493G	-46.75	2
2462MHz	Pass	2.44196G	5.29	-24.71	2.30874G	-53.04	2.39676G	-52.52	2.4835G	-53.51	2.50508G	-51.28	17.66985G	-45.58	3
2462MHz	Pass	2.44196G	5.29	-24.71	625.02M	-52.89	2.39956G	-52.57	2.4835G	-53.65	2.50156G	-51.43	24.84547G	-46.81	4
802.11ax HEW20_Nss1_(MCS0)_4TX	-	-	-	-	-	-	-	-	-	-	-	-	-	-	-
2412MHz	Pass	2.442G	5.80	-24.20	494.25M	-52.61	2.39998G	-35.58	2.4G	-36.45	2.49114G	-51.98	7.23233G	-45.14	1
2412MHz	Pass	2.442G	5.80	-24.20	2.07632G	-52.47	2.39982G	-36.54	2.4G	-39.20	2.50244G	-51.05	7.24076G	-44.57	2
2412MHz	Pass	2.442G	5.80	-24.20	2.03555G	-53.57	2.3998G	-37.97	2.4G	-35.72	2.51556G	-51.97	7.23233G	-46.11	3
2412MHz	Pass	2.442G	5.80	-24.20	349.5M	-53.18	2.39942G	-35.91	2.4G	-37.55	2.50198G	-52.09	7.23514G	-47.26	4
2437MHz	Pass	2.442G	5.80	-24.20	2.19981G	-53.06	2.39812G	-51.47	2.4G	-53.01	2.5023G	-51.71	16.61065G	-47.50	1
2437MHz	Pass	2.442G	5.80	-24.20	474.45M	-52.45	2.39948G	-52.35	2.4835G	-53.60	2.48678G	-50.92	17.68952G	-46.41	2
2437MHz	Pass	2.442G	5.80	-24.20	2.17622G	-53.02	2.39884G	-50.59	2.4835G	-53.40	2.48472G	-51.20	16.5685G	-47.59	3
2437MHz	Pass	2.442G	5.80	-24.20	2.0772G	-53.03	2.39838G	-50.97	2.4G	-54.10	2.5191G	-51.55	5.82474G	-47.27	4
2462MHz	Pass	2.442G	5.80	-24.20	2.1503G	-53.44	2.39014G	-51.98	2.4835G	-53.07	2.48366G	-50.48	24.73309G	-46.28	1
2462MHz	Pass	2.442G	5.80	-24.20	2.30758G	-53.15	2.39516G	-51.91	2.4835G	-54.76	2.48574G	-50.96	17.63895G	-47.41	2
2462MHz	Pass	2.442G	5.80	-24.20	2.15409G	-52.78	2.39818G	-51.58	2.4835G	-54.02	2.52274G	-51.41	17.69233G	-47.13	3
2462MHz	Pass	2.442G	5.80	-24.20	2.18379G	-52.69	2.398G	-52.26	2.4835G	-54.92	2.48622G	-51.02	16.64436G	-47.84	4



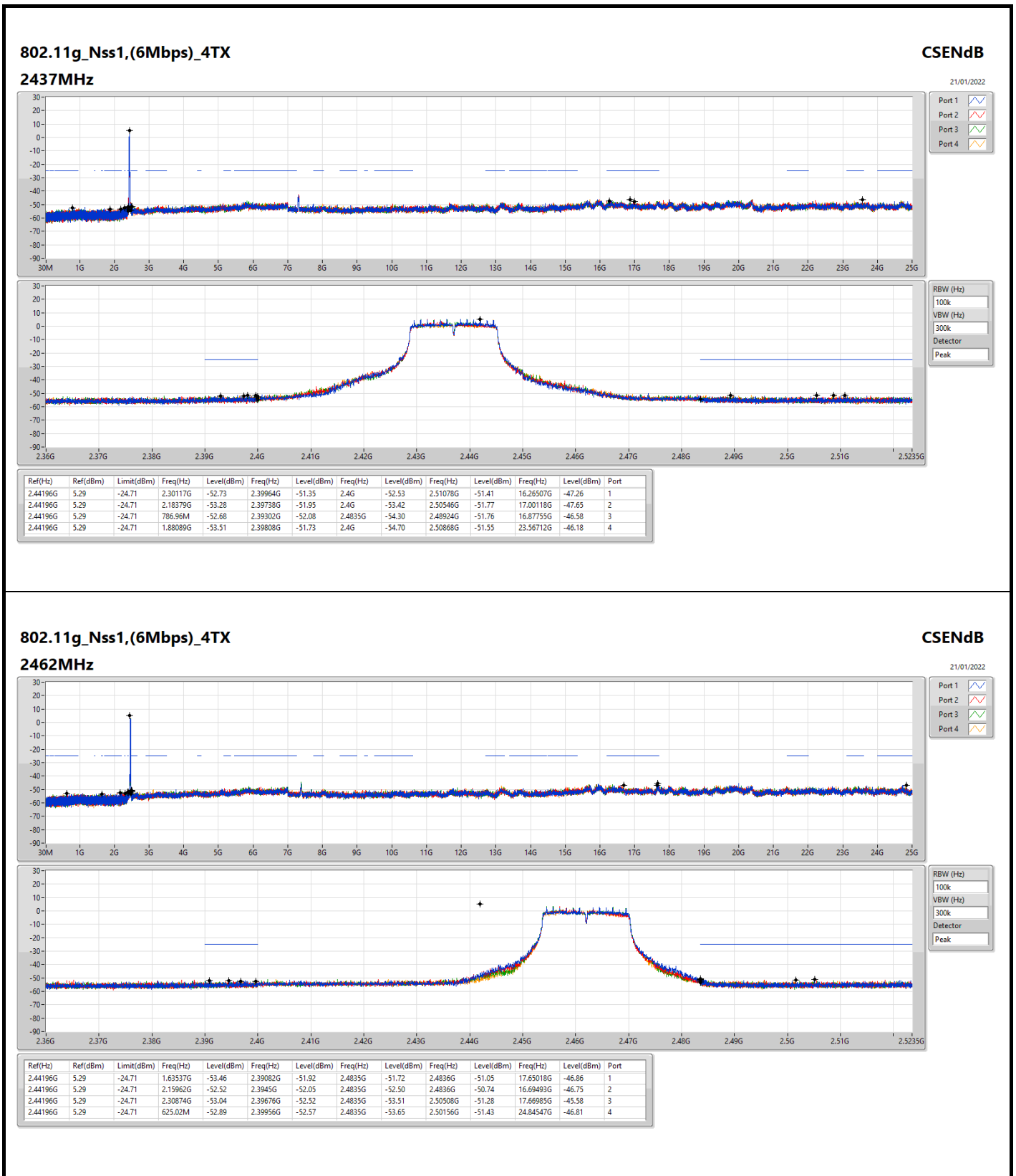


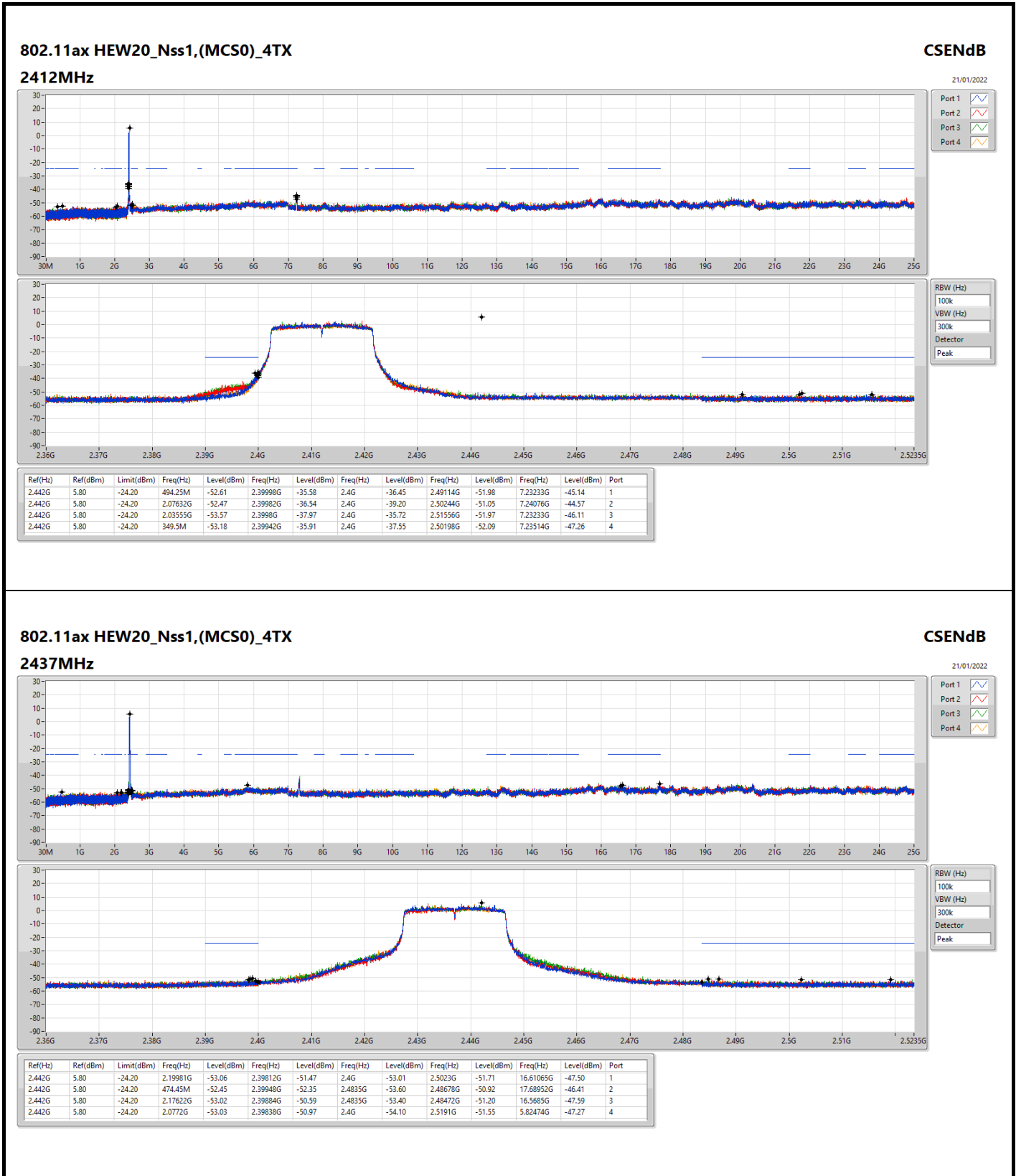
802.11g_Nss1,(6Mbps)_4TX

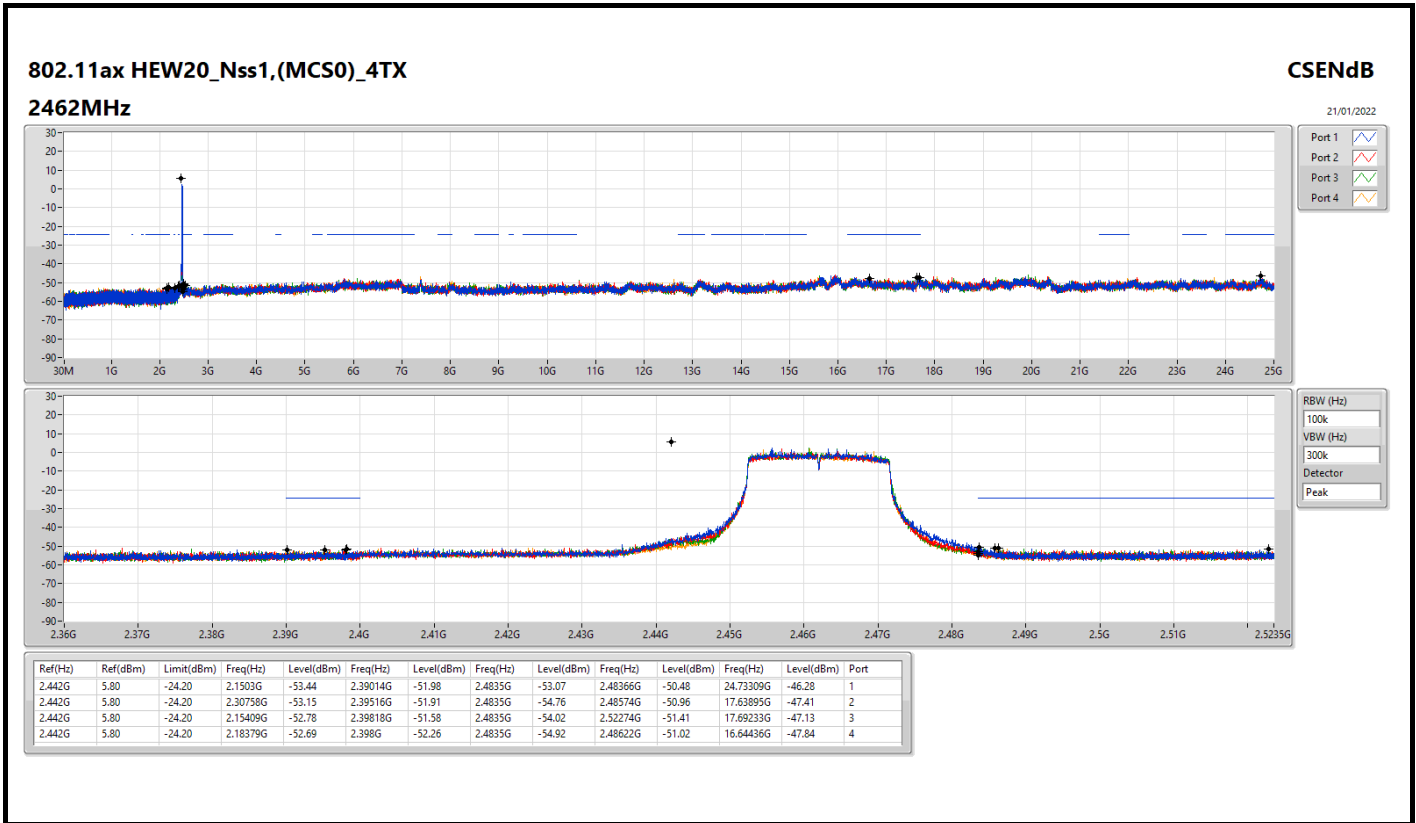
2412MHz

CSEndB

21/01/2022







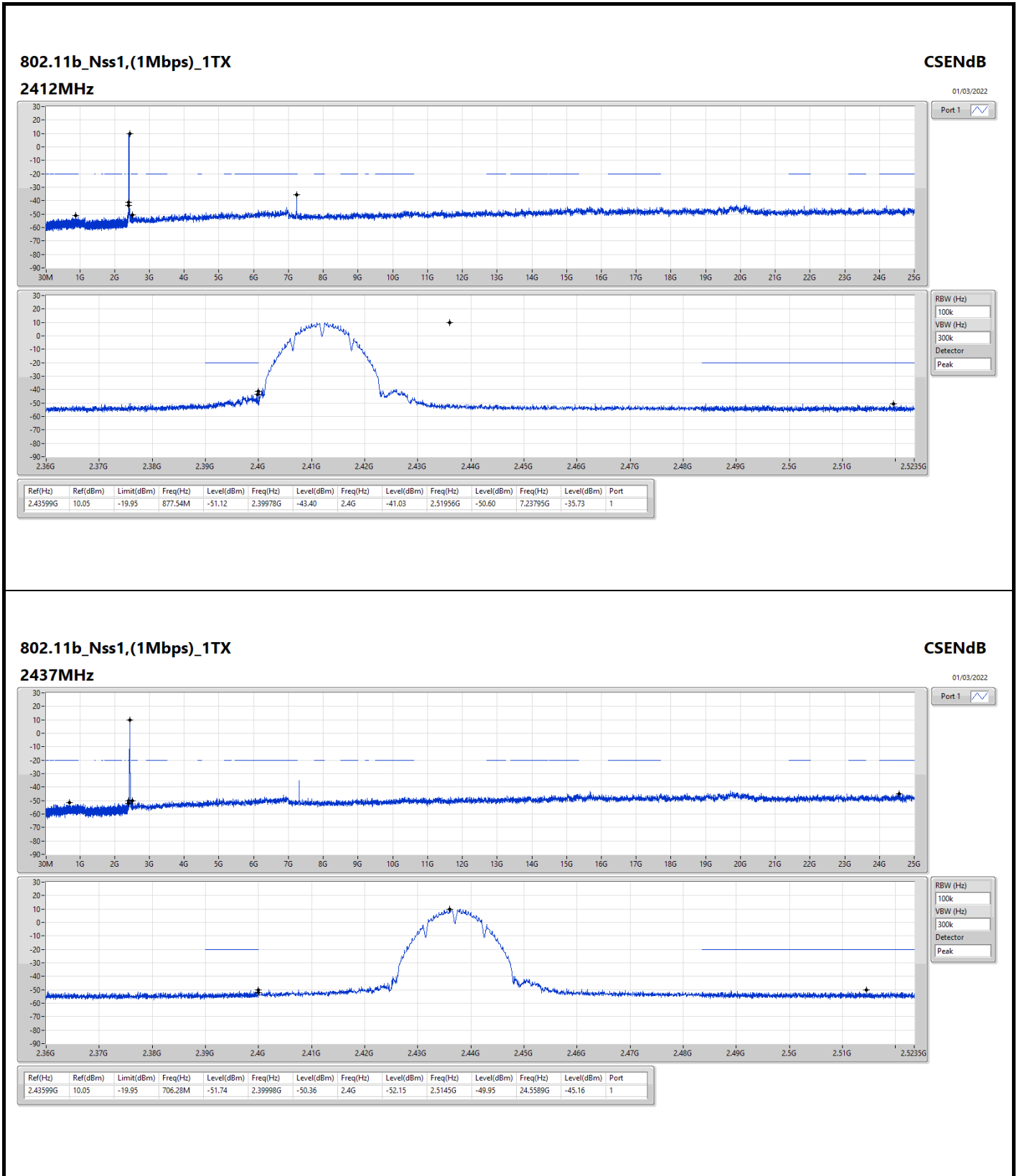


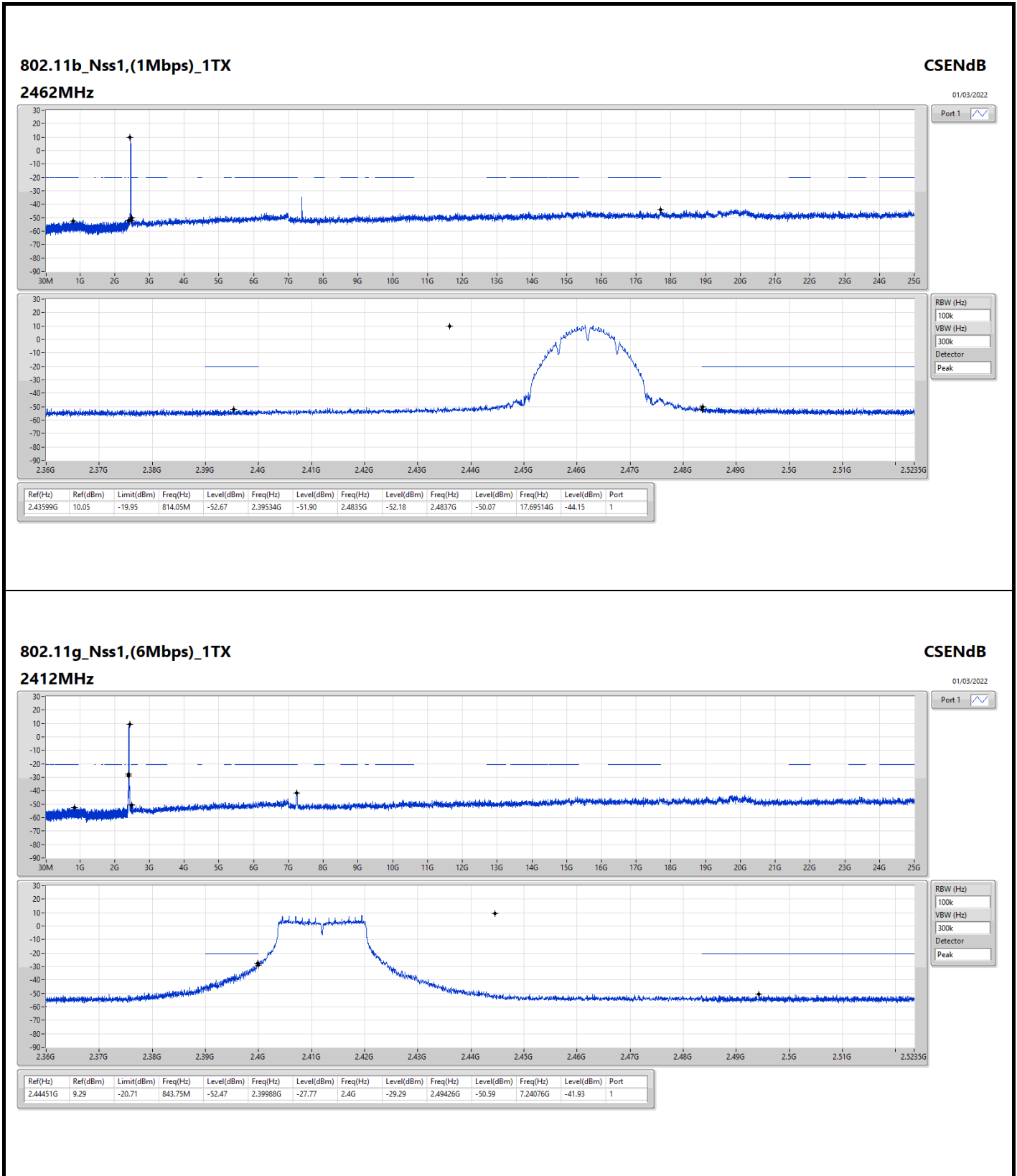
Summary

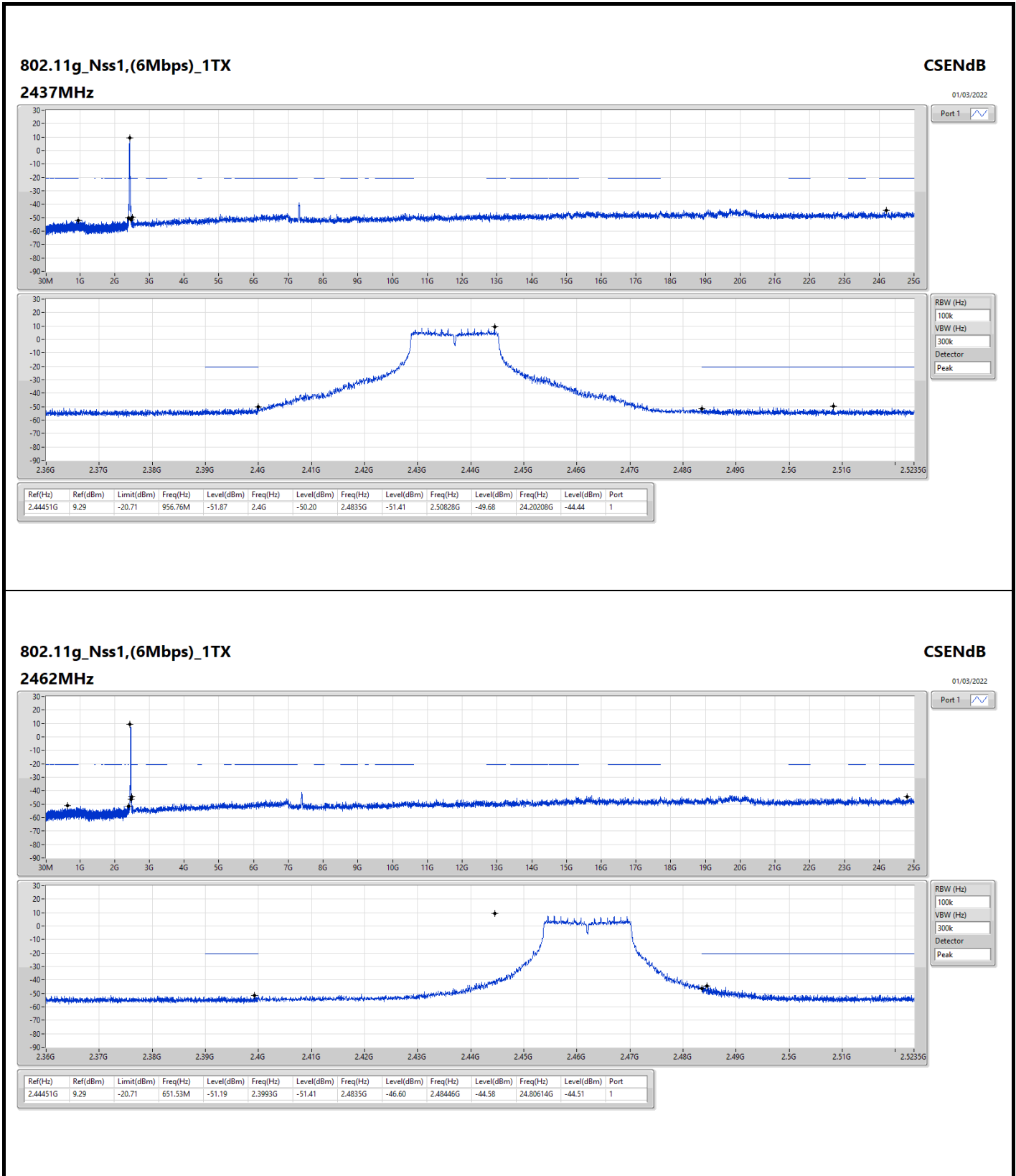
Mode	Result	Ref (Hz)	Ref (dBm)	Limit (dBm)	Freq (Hz)	Level (dBm)	Freq (Hz)	Level (dBm)	Freq (Hz)	Level (dBm)	Freq (Hz)	Level (dBm)	Freq (Hz)	Level (dBm)	Port
2.4-2.4835GHz	-	-	-	-	-	-	-	-	-	-	-	-	-	-	-
802.11b_Nss1,(1Mbps)_1TX	Pass	2.43599G	10.05	-19.95	877.54M	-51.12	2.39978G	-43.40	2.4G	-41.03	2.51956G	-50.60	7.23795G	-35.73	1
802.11g_Nss1,(6Mbps)_1TX	Pass	2.44451G	9.29	-20.71	843.75M	-52.47	2.39988G	-27.77	2.4G	-29.29	2.49426G	-50.59	7.24076G	-41.93	1
802.11ax HEW20_Nss1,(MCS0)_1TX	Pass	2.44446G	8.72	-21.28	779.39M	-51.98	2.3998G	-27.03	2.4G	-26.62	2.5117G	-50.60	15.05977G	-43.62	1

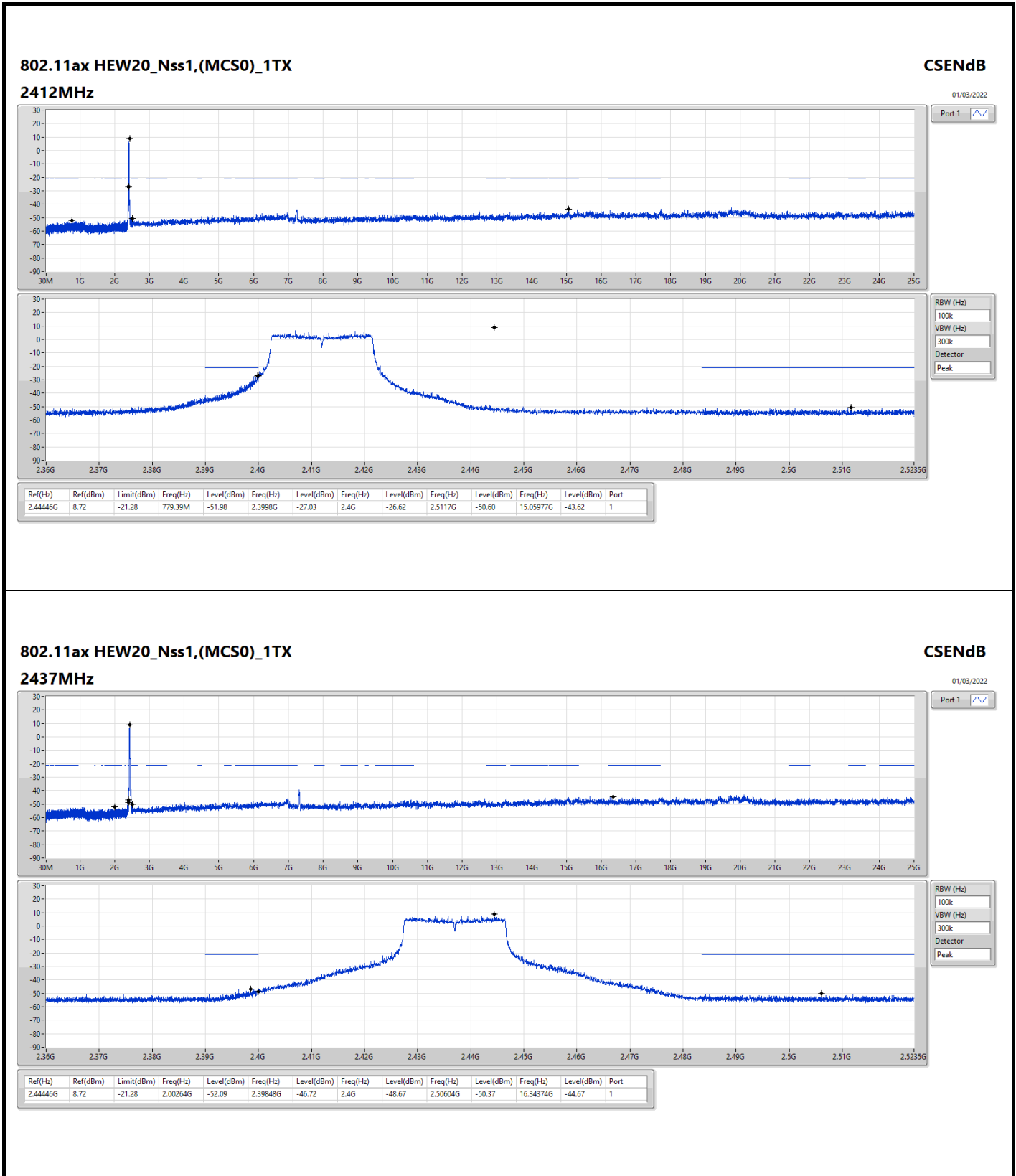
Result

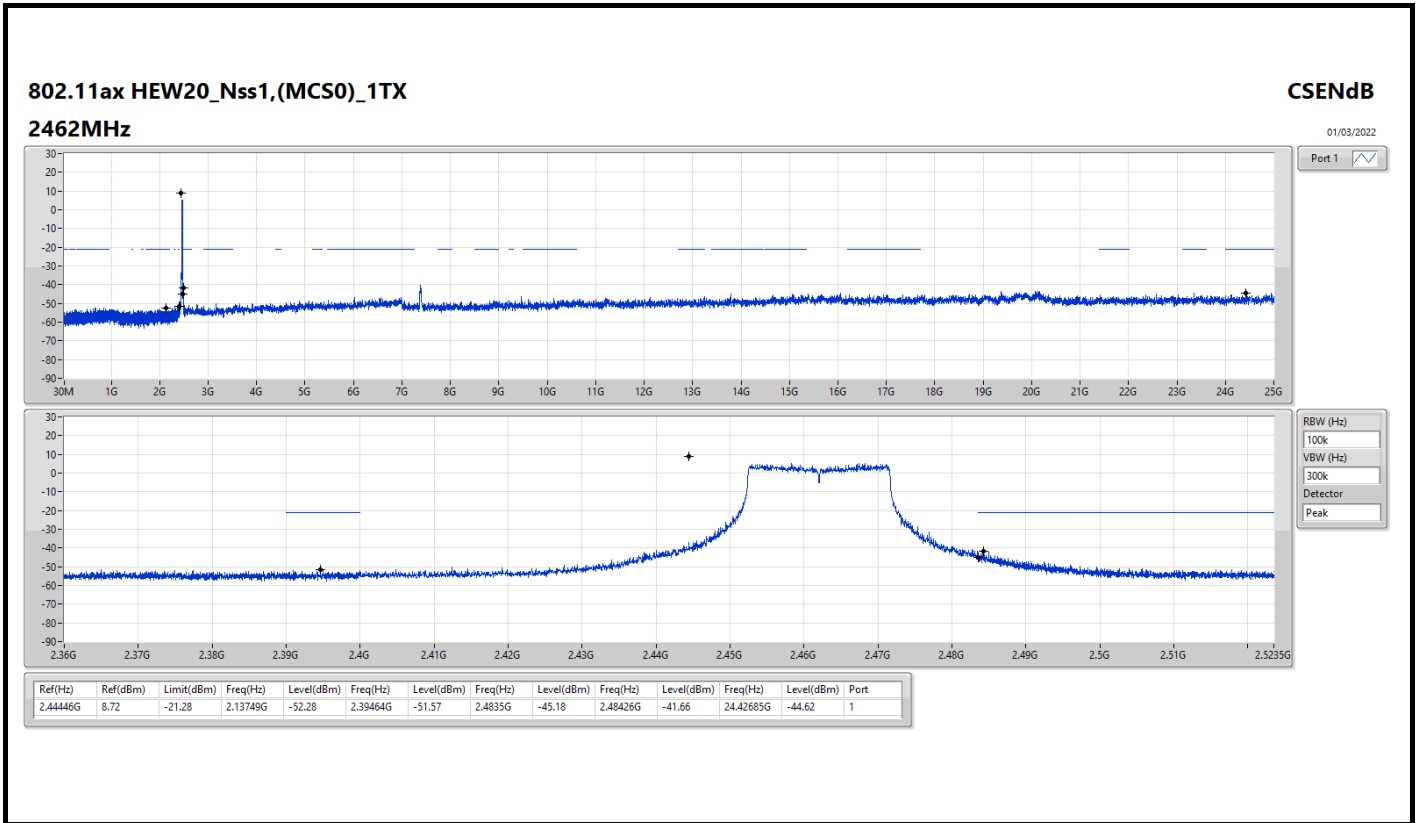
Mode	Result	Ref (Hz)	Ref (dBm)	Limit (dBm)	Freq (Hz)	Level (dBm)	Freq (Hz)	Level (dBm)	Freq (Hz)	Level (dBm)	Freq (Hz)	Level (dBm)	Freq (Hz)	Level (dBm)	Port
802.11b_Nss1,(1Mbps)_1TX	-	-	-	-	-	-	-	-	-	-	-	-	-	-	-
2412MHz	Pass	2.43599G	10.05	-19.95	877.54M	-51.12	2.39978G	-43.40	2.4G	-41.03	2.51956G	-50.60	7.23795G	-35.73	1
2437MHz	Pass	2.43599G	10.05	-19.95	706.28M	-51.74	2.39998G	-50.36	2.4G	-52.15	2.5145G	-49.95	24.5589G	-45.16	1
2462MHz	Pass	2.43599G	10.05	-19.95	814.05M	-52.67	2.39534G	-51.90	2.4835G	-52.18	2.4837G	-50.07	17.69514G	-44.15	1
802.11g_Nss1,(6Mbps)_1TX	-	-	-	-	-	-	-	-	-	-	-	-	-	-	-
2412MHz	Pass	2.44451G	9.29	-20.71	843.75M	-52.47	2.39988G	-27.77	2.4G	-29.29	2.49426G	-50.59	7.24076G	-41.93	1
2437MHz	Pass	2.44451G	9.29	-20.71	956.76M	-51.87	2.4G	-50.20	2.4835G	-51.41	2.50828G	-49.68	24.20208G	-44.44	1
2462MHz	Pass	2.44451G	9.29	-20.71	651.53M	-51.19	2.3993G	-51.41	2.4835G	-46.60	2.48446G	-44.58	24.80614G	-44.51	1
802.11ax HEW20_Nss1,(MCS0)_1TX	-	-	-	-	-	-	-	-	-	-	-	-	-	-	-
2412MHz	Pass	2.44446G	8.72	-21.28	779.39M	-51.98	2.3998G	-27.03	2.4G	-26.62	2.5117G	-50.60	15.05977G	-43.62	1
2437MHz	Pass	2.44446G	8.72	-21.28	2.00264G	-52.09	2.39848G	-46.72	2.4G	-48.67	2.50604G	-50.37	16.34374G	-44.67	1
2462MHz	Pass	2.44446G	8.72	-21.28	2.13749G	-52.28	2.39464G	-51.57	2.4835G	-45.18	2.48426G	-41.66	24.42685G	-44.62	1













Summary

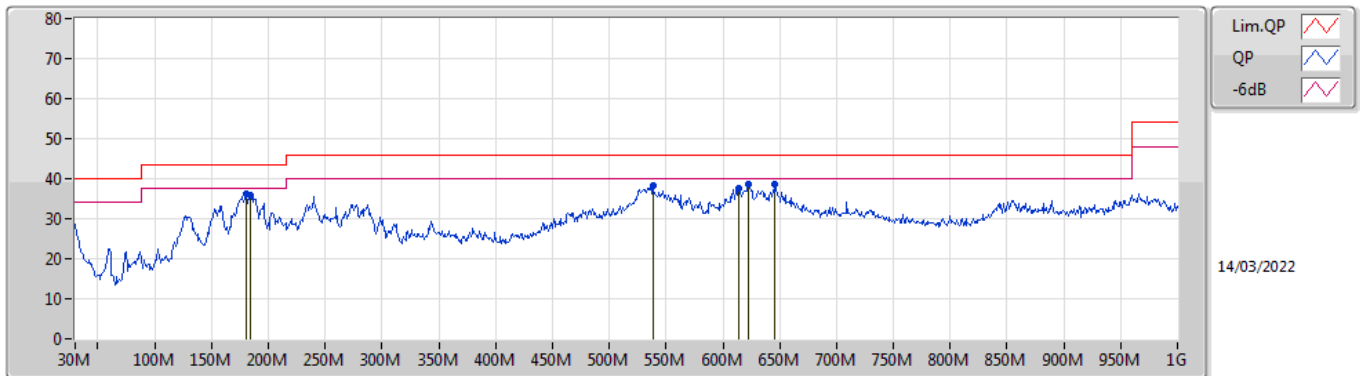
Mode	Result	Type	Freq (Hz)	Level (dBuV/m)	Limit (dBuV/m)	Margin (dB)	Condition
Mode 1	Pass	QP	30M	36.99	40.00	-3.01	Vertical

Mode 1



Type	Freq (Hz)	Level (dBuV/m)	Limit (dBuV/m)	Margin (dB)	Factor (dB/m)	Dist (m)	Condition	Azimuth (°)	Height (m)	Comment	Raw (dBuV/m)	AF (dB/m)	CL (dB)	PA (dB)
QP	30M	36.99	40.00	-3.01	-6.49	3	Vertical	149	1.00	"Worst"	43.48	24.20	0.80	31.49
PK	50.37M	32.81	40.00	-7.19	-16.83	3	Vertical	45	1.25	-	49.64	13.83	1.10	31.76
PK	173.56M	37.59	43.50	-5.91	-14.66	3	Vertical	330	1.00	-	52.25	15.23	2.07	31.96
PK	185.2M	39.87	43.50	-3.63	-15.04	3	Vertical	260	1.00	-	54.91	14.80	2.13	31.97
PK	529.55M	39.65	46.00	-6.35	-5.38	3	Vertical	196	1.00	-	45.03	23.31	3.72	32.41
PK	609.09M	39.87	46.00	-6.13	-4.27	3	Vertical	169	1.00	-	44.14	24.20	4.04	32.51

Mode 1



Type	Freq (Hz)	Level (dBuV/m)	Limit (dBuV/m)	Margin (dB)	Factor (dB/m)	Dist (m)	Condition	Azimuth (°)	Height (m)	Comment	Raw (dBuV/m)	AF (dB/m)	CL (dB)	PA (dB)
PK	180.35M	36.24	43.50	-7.26	-14.91	3	Horizontal	95	1.25	-	51.15	14.95	2.10	31.96
PK	184.23M	36.00	43.50	-7.50	-15.03	3	Horizontal	103	2.00	-	51.03	14.82	2.12	31.97
PK	538.28M	38.29	46.00	-7.71	-4.84	3	Horizontal	91	2.00	-	43.13	23.85	3.75	32.44
PK	613.94M	37.48	46.00	-8.52	-4.19	3	Horizontal	56	2.00	-	41.67	24.26	4.06	32.51
PK	622.67M	38.74	46.00	-7.26	-3.96	3	Horizontal	47	2.00	-	42.70	24.47	4.09	32.52
PK	645.95M	38.77	46.00	-7.23	-3.77	3	Horizontal	169	2.00	"Worst"	42.54	24.59	4.18	32.54



Summary

Mode	Result	F-Start (Hz)	F-Stop (Hz)	Type	Freq (Hz)	DG (dBi)	P1 (dBm)	Psum (dBm)	EIRP (dBm)	Limit (dBm)	Margin (dB)
2.4-2.4835GHz	-	-	-	-	-	-	-	-	-	-	-
802.11b_Nss1,(1Mbps)_1TX	Pass	2.36G	2.4G	AV	2.38992G	2.62	-65.04	-65.04	-62.42	-41.20	-21.22
802.11g_Nss1,(6Mbps)_1TX	Pass	2.36G	2.4G	AV	2.39G	2.62	-54.53	-54.53	-51.91	-41.20	-10.71
802.11ax HEW20_Nss1,(MCS0)_1TX	Pass	2.36G	2.4G	AV	2.38984G	2.62	-50.40	-50.40	-47.78	-41.20	-6.58

DG = Directional Gain ; PX=Port X, Psum=P1+P2+...PX



Result

Mode	Result	F-Start (Hz)	F-Stop (Hz)	Type	Freq (Hz)	DG (dBi)	P1 (dBm)	Psum (dBm)	EIRP (dBm)	Limit (dBm)	Margin (dB)
802.11b_Nss1,(1Mbps)_1TX	-	-	-	-	-	-	-	-	-	-	-
2412MHz	Pass	1G	2.36G	AV	1.61149G	2.62	-88.06	-88.06	-85.44	-41.20	-44.24
2412MHz	Pass	2.36G	2.4G	AV	2.38992G	2.62	-65.04	-65.04	-62.42	-41.20	-21.22
2412MHz	Pass	2.4G	2.4835G	AV	2.4835G	2.62	-88.20	-88.20	-85.58	-41.20	-44.38
2412MHz	Pass	2.4835G	2.5235G	AV	2.48966G	2.62	-73.43	-73.43	-70.81	-41.20	-29.61
2412MHz	Pass	2.5235G	3G	AV	2.65442G	2.62	-87.50	-87.50	-84.88	-41.20	-43.68
2412MHz	Pass	1G	2.36G	PK	1.80835G	2.62	-77.51	-77.51	-74.89	-21.20	-53.69
2412MHz	Pass	2.36G	2.4G	PK	2.38944G	2.62	-53.84	-53.84	-51.22	-21.20	-30.02
2412MHz	Pass	2.4G	2.4835G	PK	2.4835G	2.62	-79.06	-79.06	-76.44	-21.20	-55.24
2412MHz	Pass	2.4835G	2.5235G	PK	2.48926G	2.62	-63.38	-63.38	-60.76	-21.20	-39.56
2412MHz	Pass	2.5235G	3G	PK	2.53756G	2.62	-76.26	-76.26	-73.64	-21.20	-52.44
2437MHz	Pass	1G	2.36G	AV	2.32651G	2.62	-88.24	-88.24	-85.62	-41.20	-44.42
2437MHz	Pass	2.36G	2.4G	AV	2.39G	2.62	-66.10	-66.10	-63.48	-41.20	-22.28
2437MHz	Pass	2.4G	2.4835G	AV	2.4835G	2.62	-88.32	-88.32	-85.70	-41.20	-44.50
2437MHz	Pass	2.4835G	2.5235G	AV	2.4895G	2.62	-73.29	-73.29	-70.67	-41.20	-29.47
2437MHz	Pass	2.5235G	3G	AV	2.54721G	2.62	-86.89	-86.89	-84.27	-41.20	-43.07
2437MHz	Pass	1G	2.36G	PK	2.35745G	2.62	-77.90	-77.90	-75.28	-21.20	-54.08
2437MHz	Pass	2.36G	2.4G	PK	2.38992G	2.62	-55.91	-55.91	-53.29	-21.20	-32.09
2437MHz	Pass	2.4G	2.4835G	PK	2.4835G	2.62	-78.48	-78.48	-75.86	-21.20	-54.66
2437MHz	Pass	2.4835G	2.5235G	PK	2.4895G	2.62	-63.17	-63.17	-60.55	-21.20	-39.35
2437MHz	Pass	2.5235G	3G	PK	2.7434G	2.62	-76.43	-76.43	-73.81	-21.20	-52.61
2462MHz	Pass	1G	2.36G	AV	2.35881G	2.62	-88.04	-88.04	-85.42	-41.20	-44.22
2462MHz	Pass	2.36G	2.4G	AV	2.38896G	2.62	-66.50	-66.50	-63.88	-41.20	-22.68
2462MHz	Pass	2.4G	2.4835G	AV	2.4835G	2.62	-88.75	-88.75	-86.13	-41.20	-44.93
2462MHz	Pass	2.4835G	2.5235G	AV	2.49014G	2.62	-72.51	-72.51	-69.89	-41.20	-28.69
2462MHz	Pass	2.5235G	3G	AV	2.70147G	2.62	-87.27	-87.27	-84.65	-41.20	-43.45
2462MHz	Pass	1G	2.36G	PK	2.22689G	2.62	-78.03	-78.03	-75.41	-21.20	-54.21
2462MHz	Pass	2.36G	2.4G	PK	2.3892G	2.62	-66.38	-66.38	-63.76	-21.20	-32.56
2462MHz	Pass	2.4G	2.4835G	PK	2.4835G	2.62	-79.07	-79.07	-76.45	-21.20	-55.25
2462MHz	Pass	2.4835G	2.5235G	PK	2.4899G	2.62	-61.80	-61.80	-59.18	-21.20	-37.98
2462MHz	Pass	2.5235G	3G	PK	2.64489G	2.62	-76.24	-76.24	-73.62	-21.20	-52.42
802.11g_Nss1,(6Mbps)_1TX	-	-	-	-	-	-	-	-	-	-	-
2412MHz	Pass	1G	2.36G	AV	2.35728G	2.62	-87.19	-87.19	-84.57	-41.20	-43.37
2412MHz	Pass	2.36G	2.4G	AV	2.39G	2.62	-54.53	-54.53	-51.91	-41.20	-10.71
2412MHz	Pass	2.4G	2.4835G	AV	2.4835G	2.62	-88.43	-88.43	-85.81	-41.20	-44.61
2412MHz	Pass	2.4835G	2.5235G	AV	2.48958G	2.62	-71.13	-71.13	-68.51	-41.20	-27.31
2412MHz	Pass	2.5235G	3G	AV	2.60653G	2.62	-87.17	-87.17	-84.55	-41.20	-43.35
2412MHz	Pass	1G	2.36G	PK	1.15385G	2.62	-77.70	-77.70	-75.08	-21.20	-53.88
2412MHz	Pass	2.36G	2.4G	PK	2.38976G	2.62	-42.54	-42.54	-39.92	-21.20	-18.72
2412MHz	Pass	2.4G	2.4835G	PK	2.4835G	2.62	-78.98	-78.98	-76.36	-21.20	-55.16
2412MHz	Pass	2.4835G	2.5235G	PK	2.48942G	2.62	-60.68	-60.68	-58.06	-21.20	-36.86
2412MHz	Pass	2.5235G	3G	PK	2.65513G	2.62	-76.30	-76.30	-73.68	-21.20	-52.48
2437MHz	Pass	1G	2.36G	AV	2.35728G	2.62	-87.40	-87.40	-84.78	-41.20	-43.58
2437MHz	Pass	2.36G	2.4G	AV	2.3892G	2.62	-63.95	-63.95	-61.33	-41.20	-20.13
2437MHz	Pass	2.4G	2.4835G	AV	2.4835G	2.62	-88.61	-88.61	-85.99	-41.20	-44.79
2437MHz	Pass	2.4835G	2.5235G	AV	2.48982G	2.62	-70.92	-70.92	-68.30	-41.20	-27.10
2437MHz	Pass	2.5235G	3G	AV	2.61404G	2.62	-86.81	-86.81	-84.19	-41.20	-42.99
2437MHz	Pass	1G	2.36G	PK	1.77078G	2.62	-78.12	-78.12	-75.50	-21.20	-54.30
2437MHz	Pass	2.36G	2.4G	PK	2.38856G	2.62	-53.88	-53.88	-51.26	-21.20	-30.06
2437MHz	Pass	2.4G	2.4835G	PK	2.4835G	2.62	-78.18	-78.18	-75.56	-21.20	-54.36
2437MHz	Pass	2.4835G	2.5235G	PK	2.48894G	2.62	-60.22	-60.22	-57.60	-21.20	-36.40
2437MHz	Pass	2.5235G	3G	PK	2.57794G	2.62	-76.19	-76.19	-73.57	-21.20	-52.37
2462MHz	Pass	1G	2.36G	AV	2.35711G	2.62	-87.85	-87.85	-85.23	-41.20	-44.03
2462MHz	Pass	2.36G	2.4G	AV	2.39G	2.62	-63.76	-63.76	-61.14	-41.20	-19.94
2462MHz	Pass	2.4G	2.4835G	AV	2.4835G	2.62	-84.83	-84.83	-82.21	-41.20	-41.01
2462MHz	Pass	2.4835G	2.5235G	AV	2.48942G	2.62	-63.01	-63.01	-60.39	-41.20	-19.19
2462MHz	Pass	2.5235G	3G	AV	2.54244G	2.62	-87.67	-87.67	-85.05	-41.20	-43.85
2462MHz	Pass	1G	2.36G	PK	1.05117G	2.62	-76.90	-76.90	-74.28	-21.20	-53.08
2462MHz	Pass	2.36G	2.4G	PK	2.38968G	2.62	-53.22	-53.22	-50.60	-21.20	-29.40
2462MHz	Pass	2.4G	2.4835G	PK	2.4835G	2.62	-72.58	-72.58	-69.96	-21.20	-48.76
2462MHz	Pass	2.4835G	2.5235G	PK	2.48854G	2.62	-49.26	-49.26	-46.64	-21.20	-25.44
2462MHz	Pass	2.5235G	3G	PK	2.85467G	2.62	-76.52	-76.52	-73.90	-21.20	-52.70
802.11ax HEW20_Nss1,(MCS0)_1TX	-	-	-	-	-	-	-	-	-	-	-
2412MHz	Pass	1G	2.36G	AV	2.35898G	2.62	-87.23	-87.23	-84.61	-41.20	-43.41
2412MHz	Pass	2.36G	2.4G	AV	2.38984G	2.62	-50.40	-50.40	-47.78	-41.20	-6.58
2412MHz	Pass	2.4G	2.4835G	AV	2.4835G	2.62	-88.29	-88.29	-85.67	-41.20	-44.47
2412MHz	Pass	2.4835G	2.5235G	AV	2.48966G	2.62	-71.49	-71.49	-68.87	-41.20	-27.67
2412MHz	Pass	2.5235G	3G	AV	2.62809G	2.62	-87.12	-87.12	-84.50	-41.20	-43.30

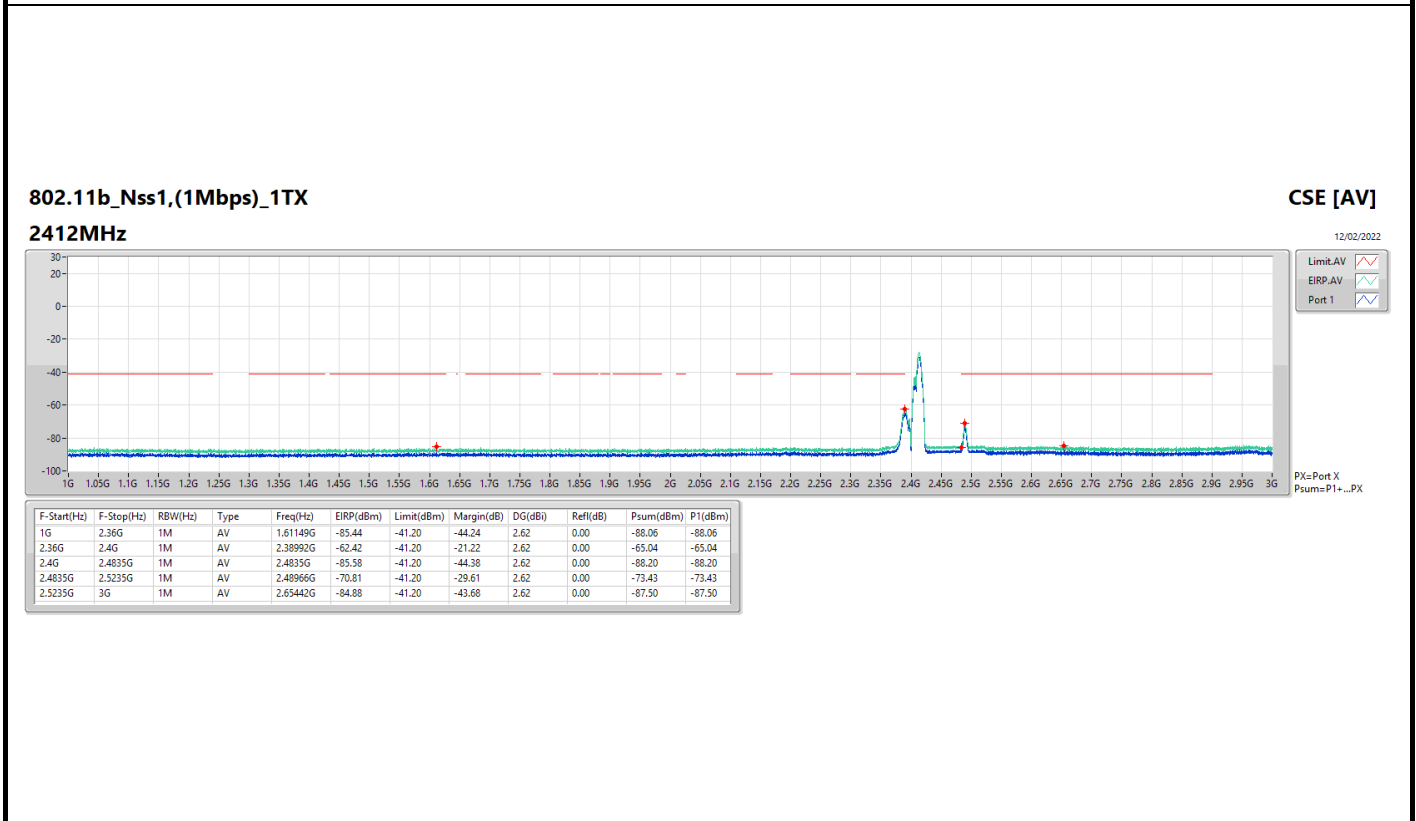
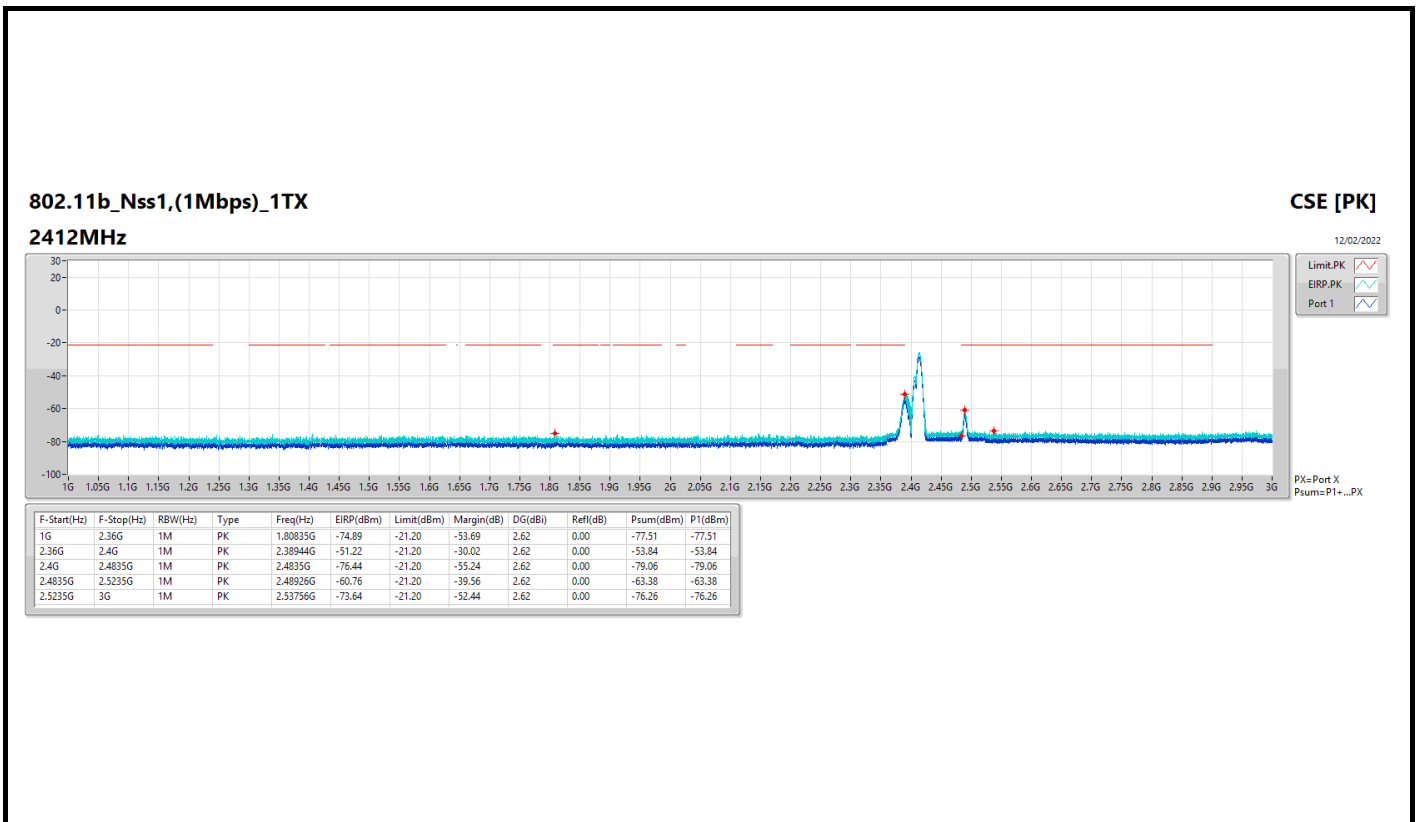


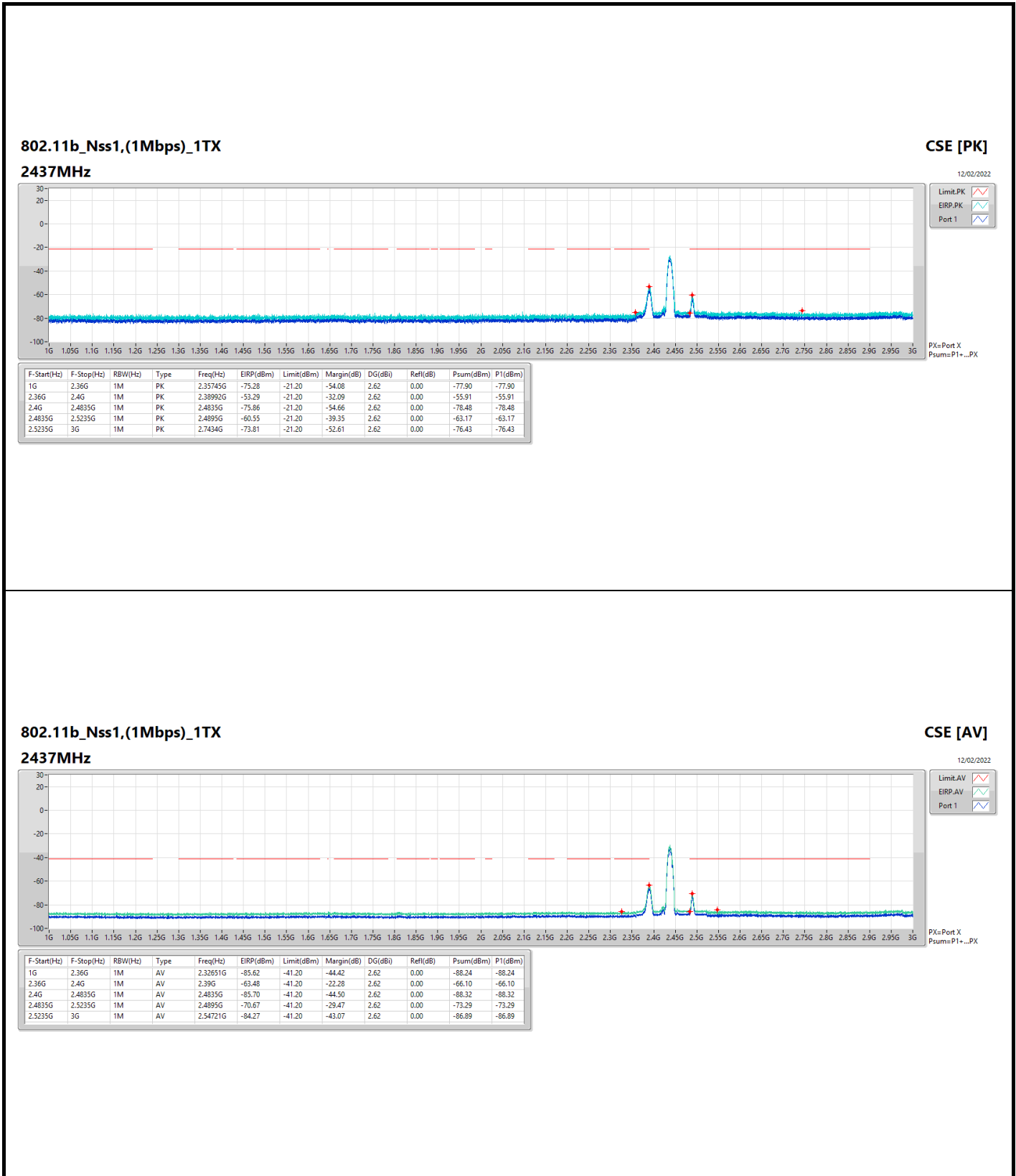
CSE (Restricted Band)_Radio 1 (Harmonic 1GHz ~ 3GHz)

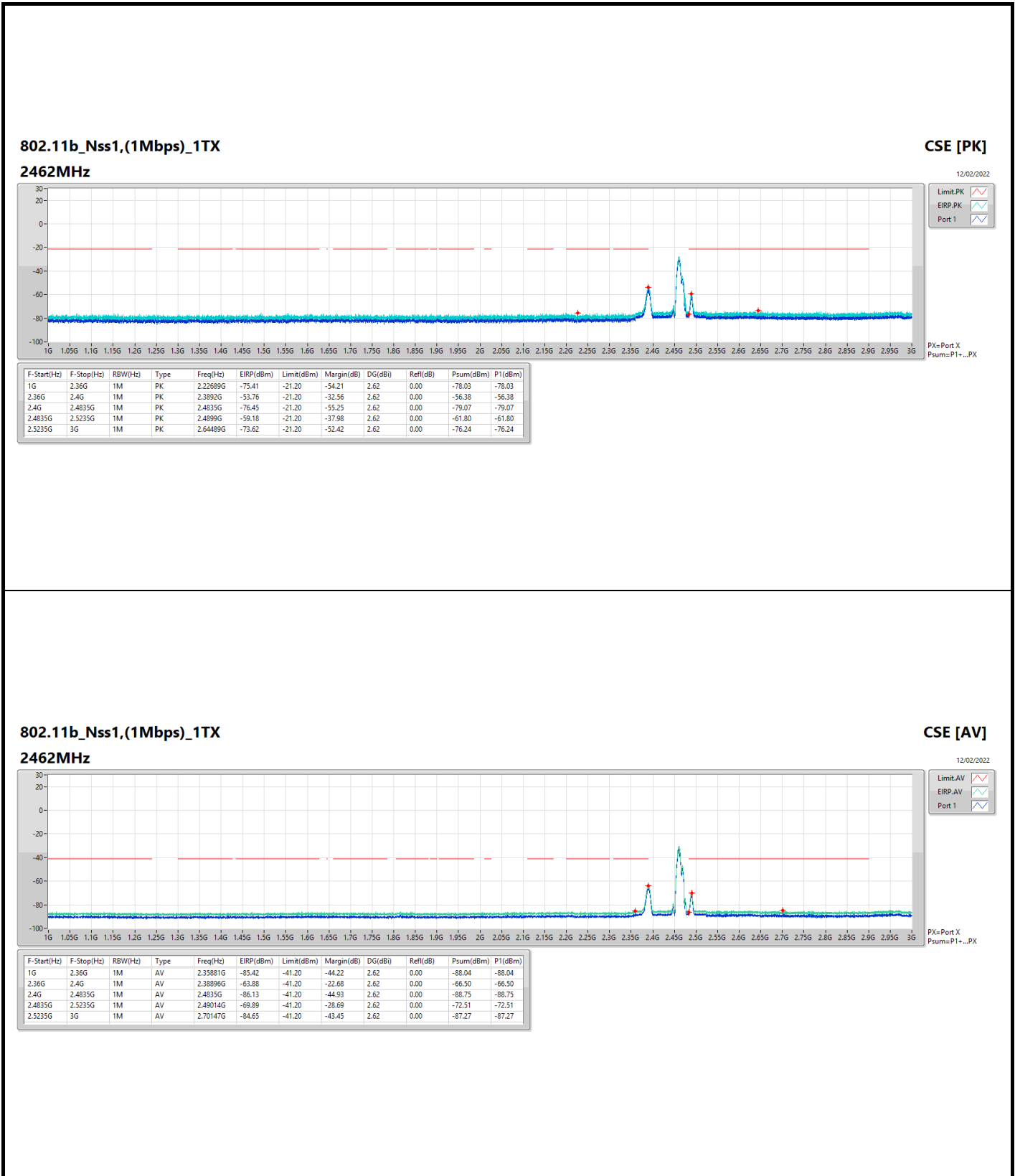
Appendix F.2

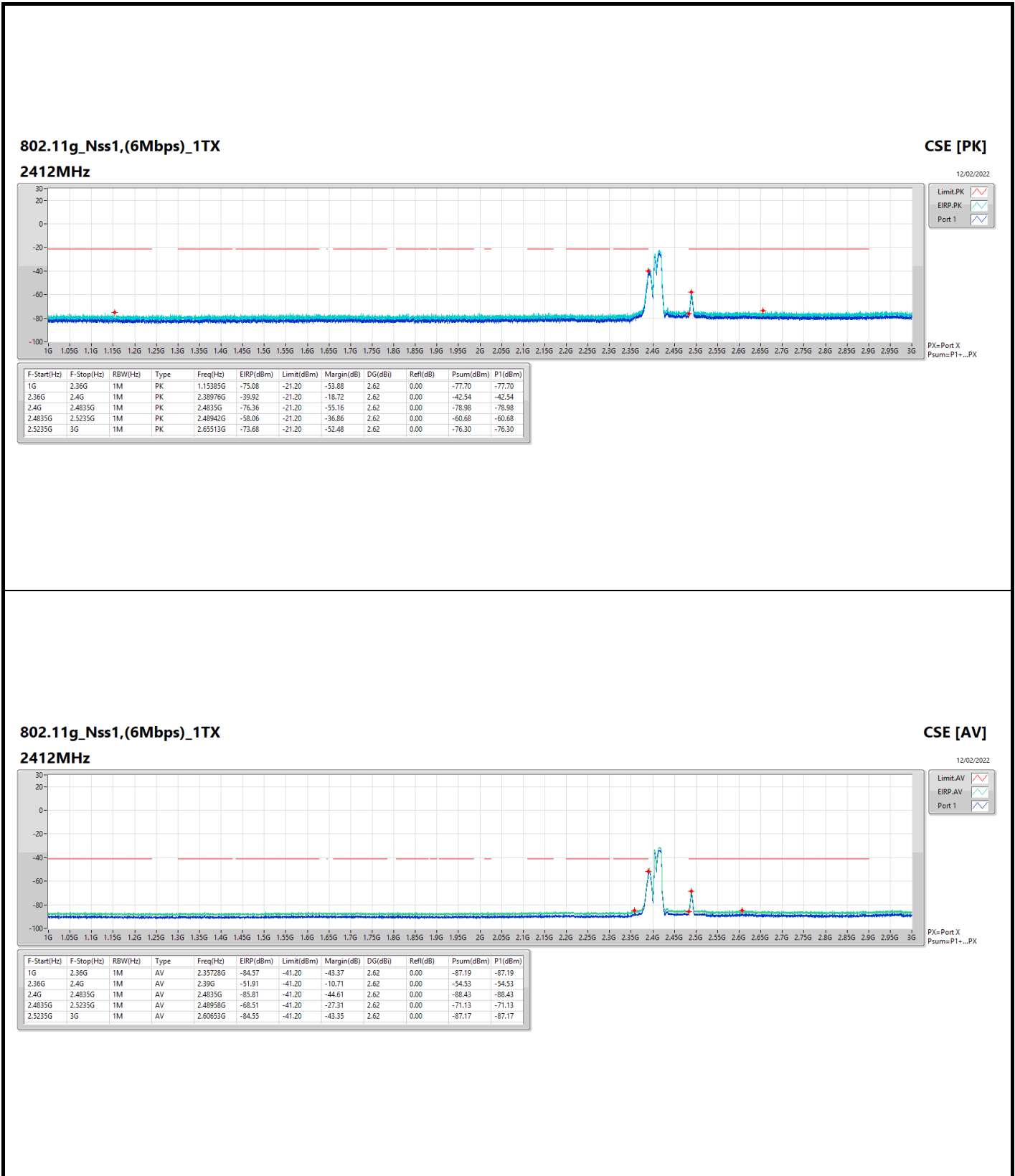
Mode	Result	F-Start (Hz)	F-Stop (Hz)	Type	Freq (Hz)	DG (dBi)	P1 (dBm)	Psum (dBm)	EIRP (dBm)	Limit (dBm)	Margin (dB)
2412MHz	Pass	1G	2.36G	PK	1.5457G	2.62	-78.03	-78.03	-75.41	-21.20	-54.21
2412MHz	Pass	2.36G	2.4G	PK	2.3892G	2.62	-38.16	-38.16	-35.54	-21.20	-14.34
2412MHz	Pass	2.4G	2.4835G	PK	2.4835G	2.62	-78.82	-78.82	-76.20	-21.20	-55.00
2412MHz	Pass	2.4835G	2.5235G	PK	2.48974G	2.62	-61.29	-61.29	-58.67	-21.20	-37.47
2412MHz	Pass	2.5235G	3G	PK	2.71184G	2.62	-76.30	-76.30	-73.68	-21.20	-52.48
2437MHz	Pass	1G	2.36G	AV	2.35762G	2.62	-87.61	-87.61	-84.99	-41.20	-43.79
2437MHz	Pass	2.36G	2.4G	AV	2.38968G	2.62	-63.72	-63.72	-61.10	-41.20	-19.90
2437MHz	Pass	2.4G	2.4835G	AV	2.4835G	2.62	-88.61	-88.61	-85.99	-41.20	-44.79
2437MHz	Pass	2.4835G	2.5235G	AV	2.48942G	2.62	-70.38	-70.38	-67.76	-41.20	-26.56
2437MHz	Pass	2.5235G	3G	AV	2.61713G	2.62	-87.45	-87.45	-84.83	-41.20	-43.63
2437MHz	Pass	1G	2.36G	PK	2.35541G	2.62	-77.87	-77.87	-75.25	-21.20	-54.05
2437MHz	Pass	2.36G	2.4G	PK	2.38864G	2.62	-53.08	-53.08	-50.46	-21.20	-29.26
2437MHz	Pass	2.4G	2.4835G	PK	2.4835G	2.62	-78.39	-78.39	-75.77	-21.20	-54.57
2437MHz	Pass	2.4835G	2.5235G	PK	2.48998G	2.62	-60.38	-60.38	-57.76	-21.20	-36.56
2437MHz	Pass	2.5235G	3G	PK	2.54804G	2.62	-76.56	-76.56	-73.94	-21.20	-52.74
2462MHz	Pass	1G	2.36G	AV	2.35133G	2.62	-87.52	-87.52	-84.90	-41.20	-43.70
2462MHz	Pass	2.36G	2.4G	AV	2.38992G	2.62	-63.67	-63.67	-61.05	-41.20	-19.85
2462MHz	Pass	2.4G	2.4835G	AV	2.4835G	2.62	-85.49	-85.49	-82.87	-41.20	-41.67
2462MHz	Pass	2.4835G	2.5235G	AV	2.48966G	2.62	-65.54	-65.54	-62.92	-41.20	-21.72
2462MHz	Pass	2.5235G	3G	AV	2.61701G	2.62	-86.73	-86.73	-84.11	-41.20	-42.91
2462MHz	Pass	1G	2.36G	PK	2.23267G	2.62	-77.64	-77.64	-75.02	-21.20	-53.82
2462MHz	Pass	2.36G	2.4G	PK	2.38912G	2.62	-53.09	-53.09	-50.47	-21.20	-29.27
2462MHz	Pass	2.4G	2.4835G	PK	2.4835G	2.62	-74.61	-74.61	-71.99	-21.20	-50.79
2462MHz	Pass	2.4835G	2.5235G	PK	2.4895G	2.62	-51.58	-51.58	-48.96	-21.20	-27.76
2462MHz	Pass	2.5235G	3G	PK	2.60248G	2.62	-75.66	-75.66	-73.04	-21.20	-51.84

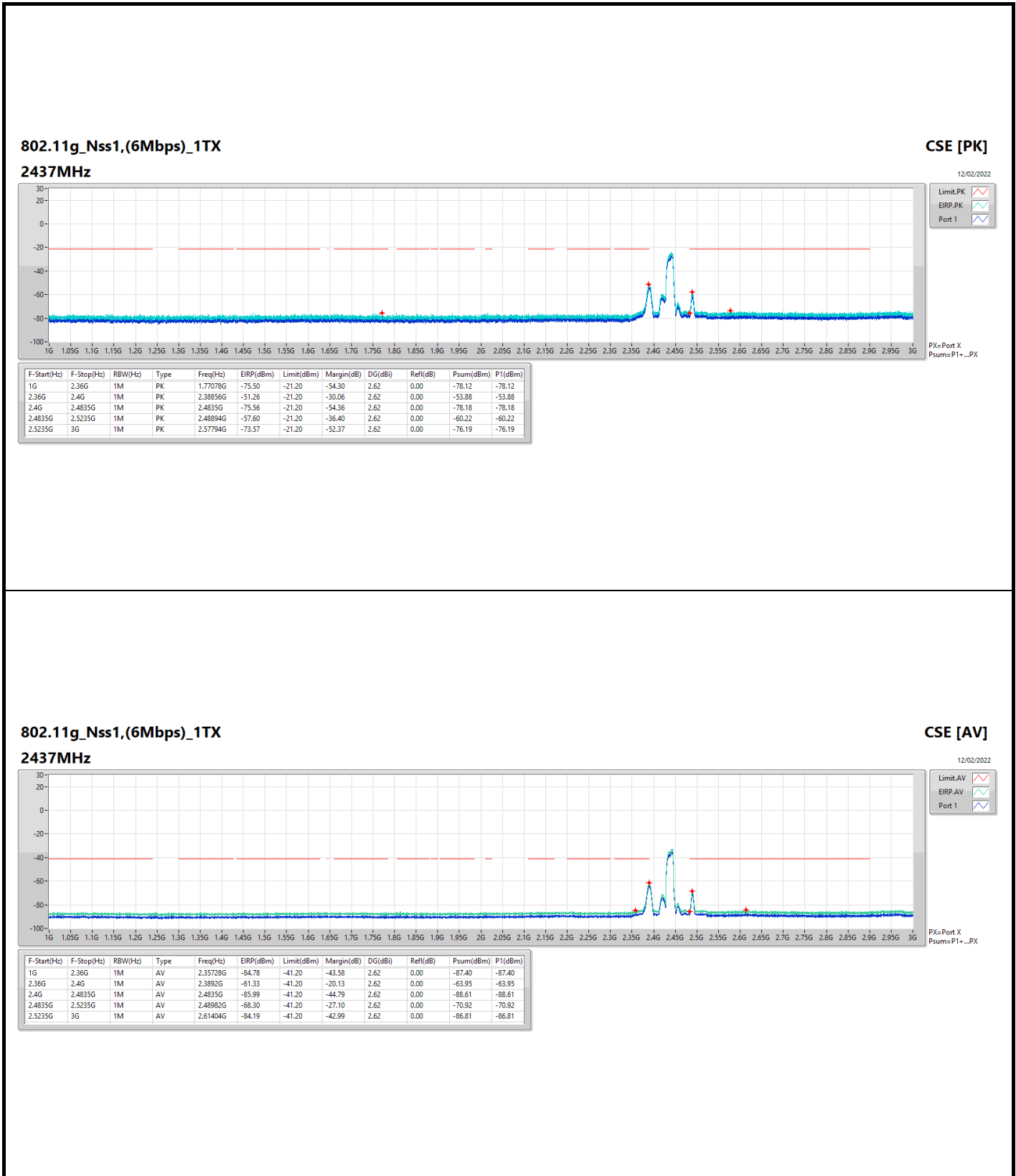
DG = Directional Gain ; PX=Port X; Psum=P1+P2+...PX

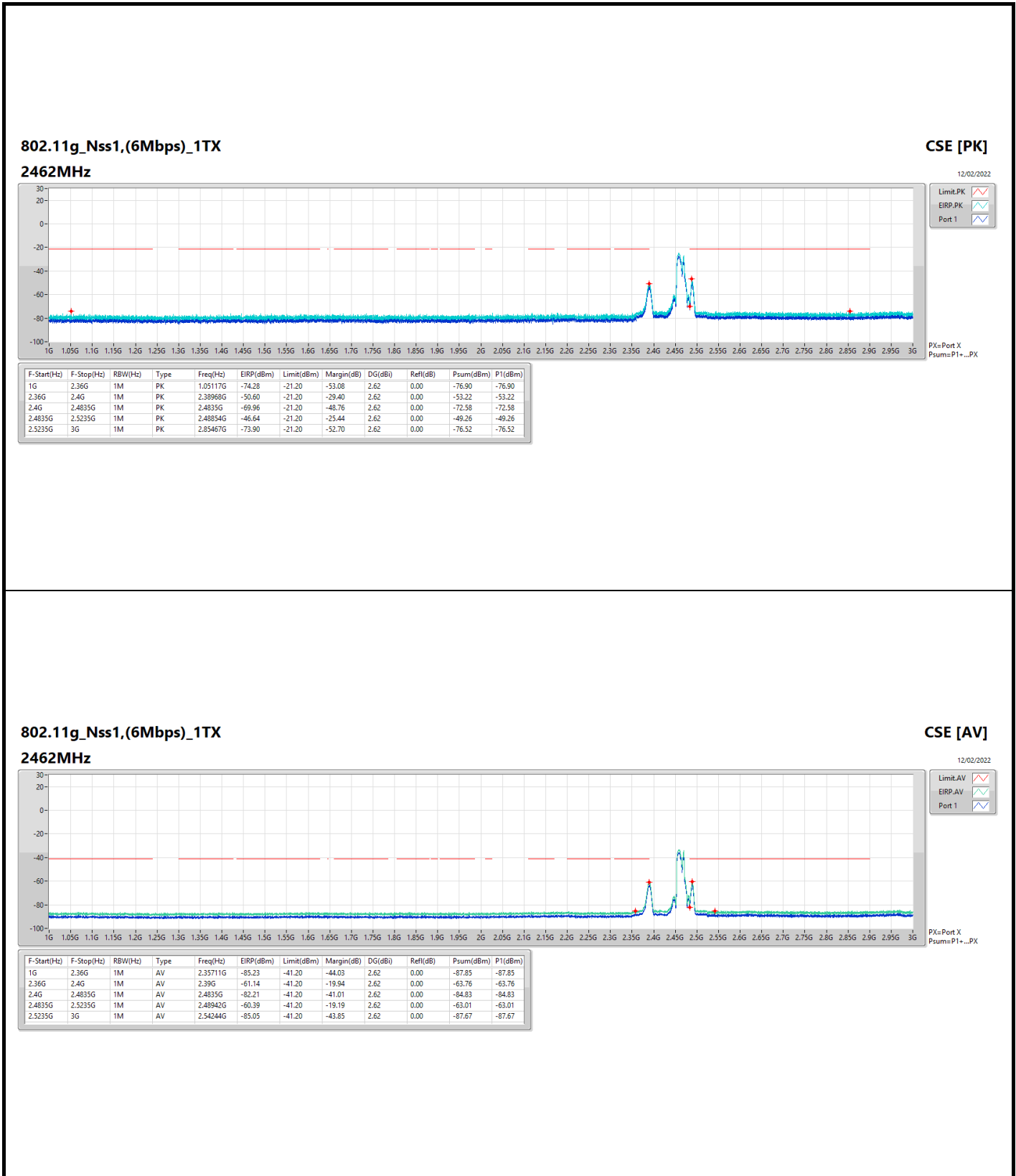


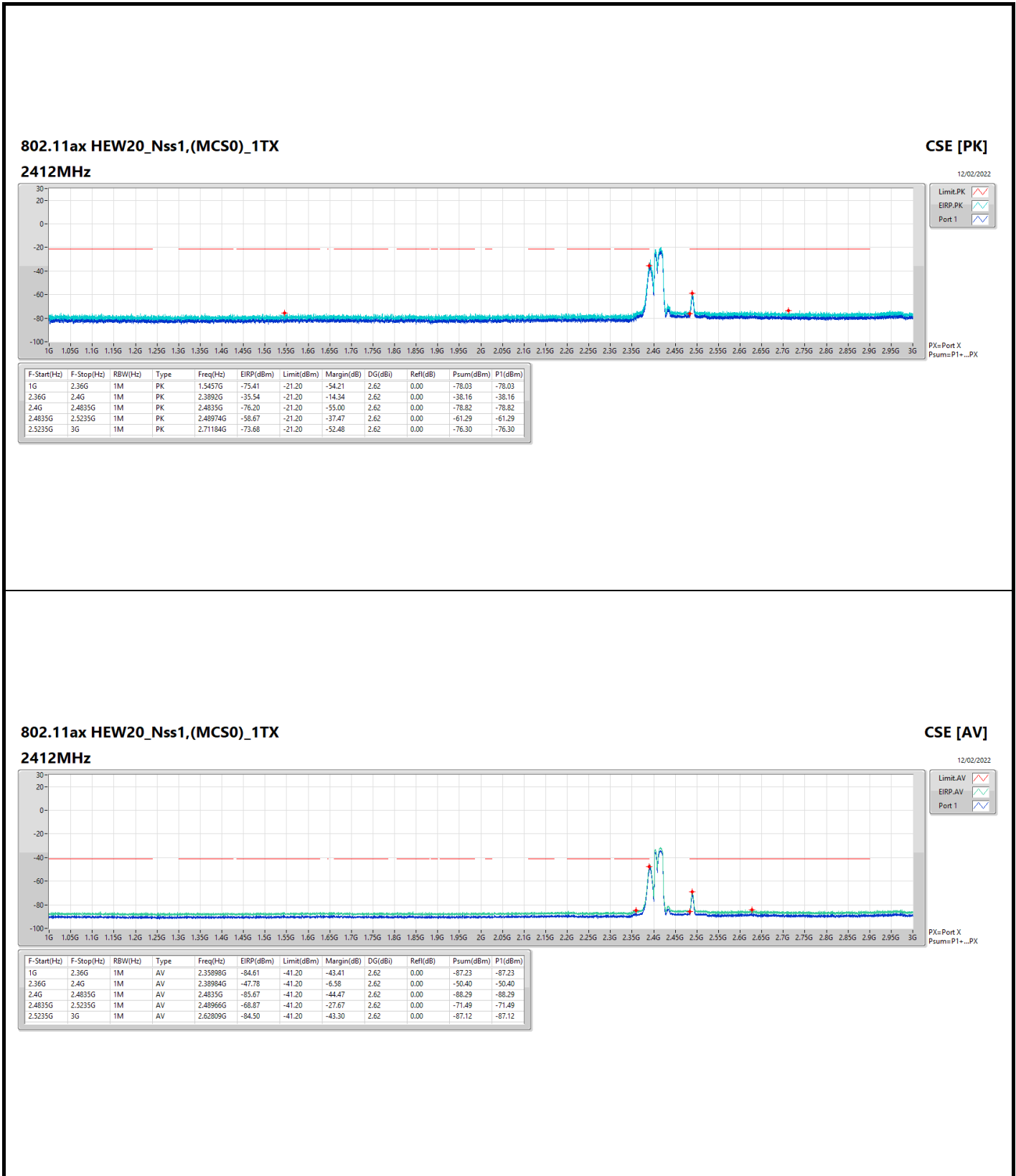


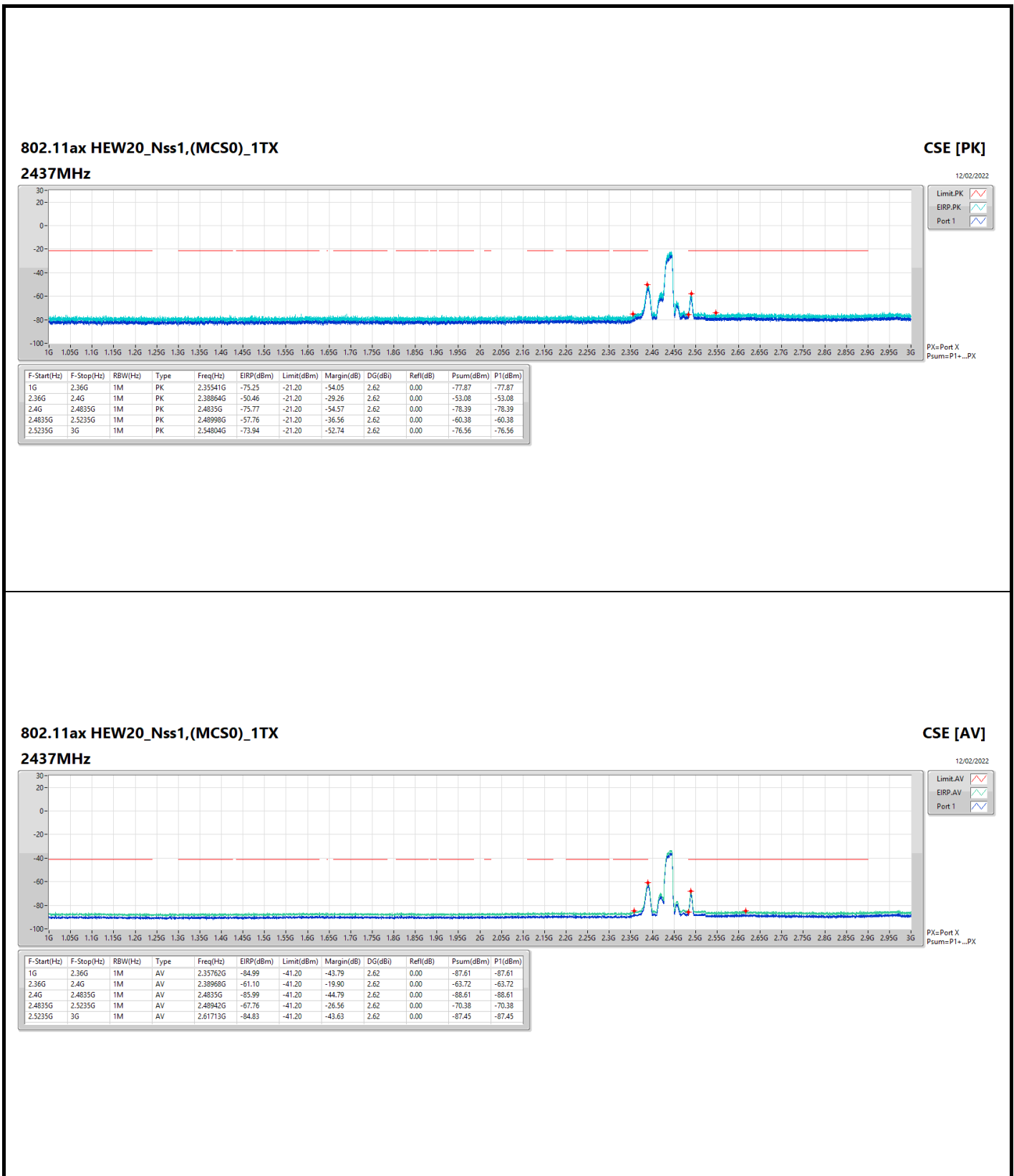


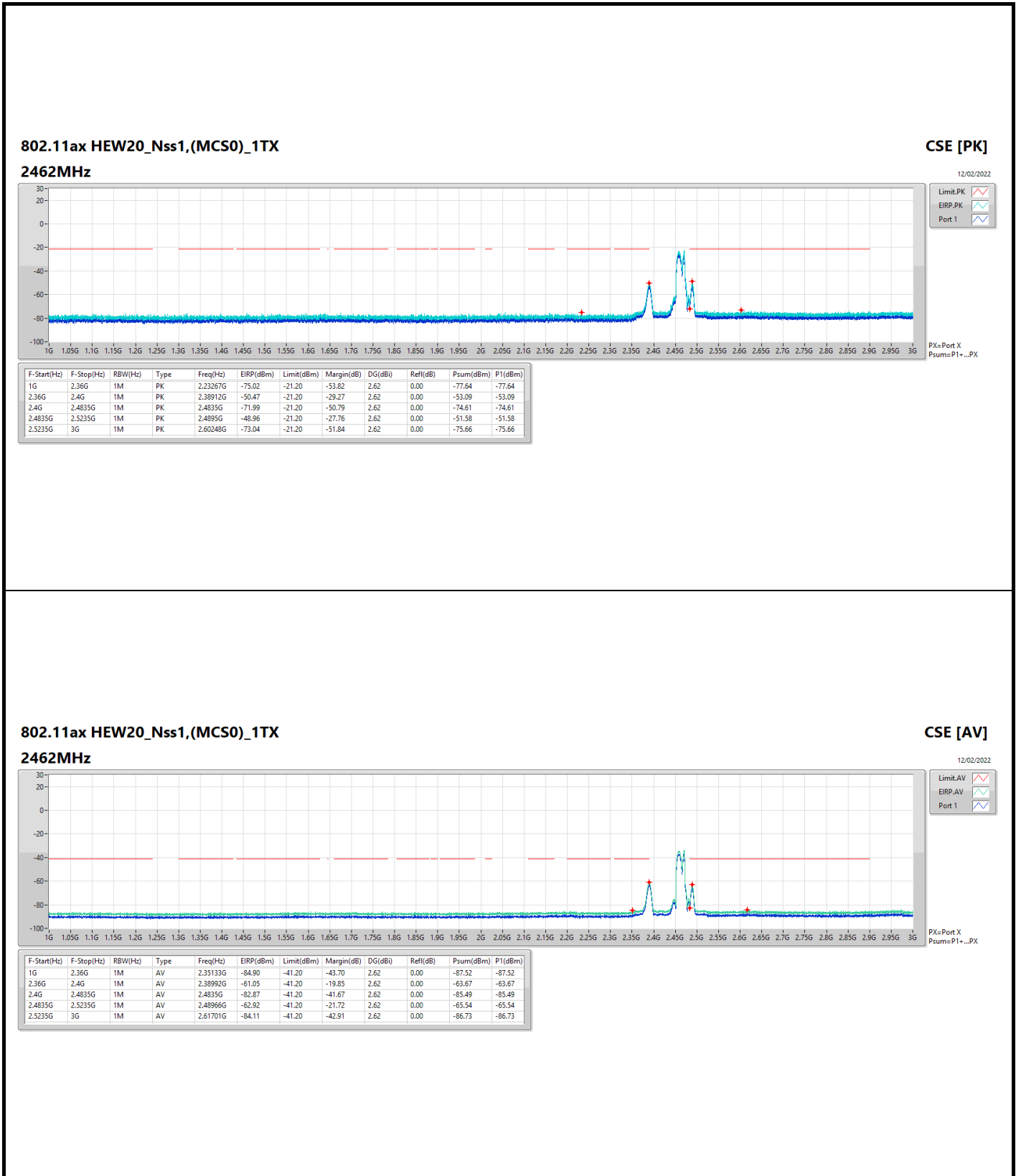














Summary

Mode	Result	F-Start (Hz)	F-Stop (Hz)	Type	Freq (Hz)	DG (dBi)	P1 (dBm)	P2 (dBm)	Psum (dBm)	EIRP (dBm)	Limit (dBm)	Margin (dB)
2.4-2.4835GHz	-	-	-	-	-	-	-	-	-	-	-	-
802.11b_Nss1,(1Mbps)_2TX	Pass	2.4835G	2.5235G	AV	2.51782G	4.29	-65.81	-87.34	-65.78	-61.49	-41.20	-20.29
802.11g_Nss1,(6Mbps)_2TX	Pass	2.36G	2.4G	AV	2.38896G	4.29	-66.60	-62.03	-60.73	-56.44	-41.20	-15.24
802.11ax HEW20_Nss1,(MCS0)_2TX	Pass	2.36G	2.4G	AV	2.388G	4.29	-61.40	-58.37	-56.62	-52.33	-41.20	-11.13

DG = Directional Gain ; PX=Port X; Psum=P1+P2+...PX



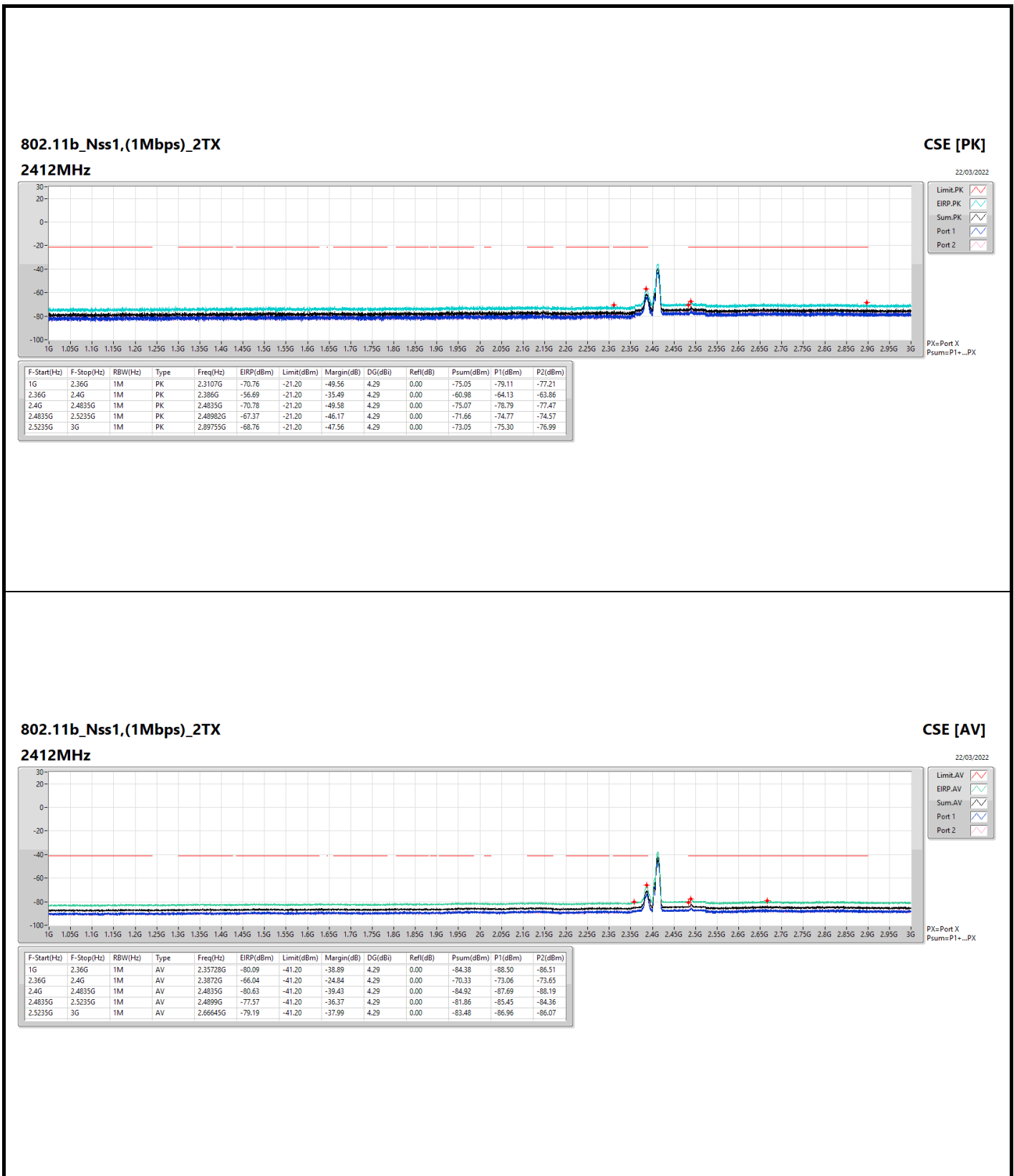
Result

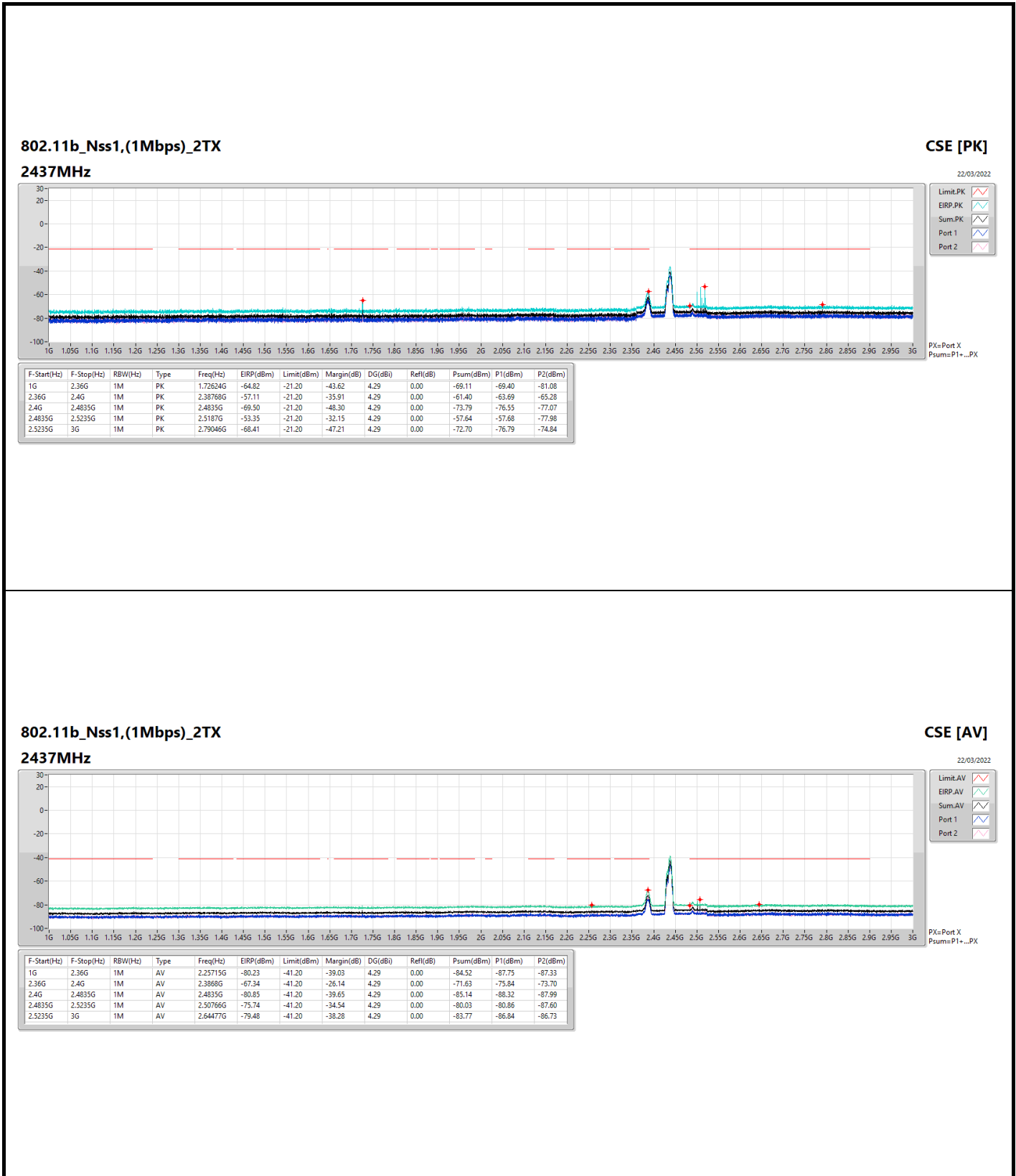
Mode	Result	F-Start (Hz)	F-Stop (Hz)	Type	Freq (Hz)	DG (dBi)	P1 (dBm)	P2 (dBm)	Psum (dBm)	EIRP (dBm)	Limit (dBm)	Margin (dB)
802.11b_Nss1,(1Mbps)_2TX	-	-	-	-	-	-	-	-	-	-	-	-
2412MHz	Pass	1G	2.36G	AV	2.35728G	4.29	-88.50	-86.51	-84.38	-80.09	-41.20	-38.89
2412MHz	Pass	2.36G	2.4G	AV	2.3872G	4.29	-73.06	-73.65	-70.33	-66.04	-41.20	-24.84
2412MHz	Pass	2.4G	2.4835G	AV	2.4835G	4.29	-87.69	-88.19	-84.92	-80.63	-41.20	-39.43
2412MHz	Pass	2.4835G	2.5235G	AV	2.4899G	4.29	-85.45	-84.36	-81.86	-77.57	-41.20	-36.37
2412MHz	Pass	2.5235G	3G	AV	2.66645G	4.29	-86.96	-86.07	-83.48	-79.19	-41.20	-37.99
2412MHz	Pass	1G	2.36G	PK	2.3107G	4.29	-79.11	-77.21	-75.05	-70.76	-21.20	-49.56
2412MHz	Pass	2.36G	2.4G	PK	2.386G	4.29	-64.13	-63.86	-60.98	-56.69	-21.20	-35.49
2412MHz	Pass	2.4G	2.4835G	PK	2.4835G	4.29	-78.79	-77.47	-75.07	-70.78	-21.20	-49.58
2412MHz	Pass	2.4835G	2.5235G	PK	2.48982G	4.29	-74.77	-74.57	-71.66	-67.37	-21.20	-46.17
2412MHz	Pass	2.5235G	3G	PK	2.89755G	4.29	-75.30	-76.99	-73.05	-68.76	-21.20	-47.56
2437MHz	Pass	1G	2.36G	AV	2.25715G	4.29	-87.75	-87.33	-84.52	-80.23	-41.20	-39.03
2437MHz	Pass	2.36G	2.4G	AV	2.3868G	4.29	-75.84	-73.70	-71.63	-67.34	-41.20	-26.14
2437MHz	Pass	2.4G	2.4835G	AV	2.4835G	4.29	-88.32	-87.99	-85.14	-80.85	-41.20	-39.65
2437MHz	Pass	2.4835G	2.5235G	AV	2.50766G	4.29	-80.86	-87.60	-80.03	-75.74	-41.20	-34.54
2437MHz	Pass	2.5235G	3G	AV	2.64477G	4.29	-86.84	-86.73	-83.77	-79.48	-41.20	-38.28
2437MHz	Pass	1G	2.36G	PK	1.72624G	4.29	-69.40	-81.08	-69.11	-64.82	-21.20	-43.62
2437MHz	Pass	2.36G	2.4G	PK	2.38768G	4.29	-63.69	-65.28	-61.40	-57.11	-21.20	-35.91
2437MHz	Pass	2.4G	2.4835G	PK	2.4835G	4.29	-76.55	-77.07	-73.79	-69.50	-21.20	-48.30
2437MHz	Pass	2.4835G	2.5235G	PK	2.5187G	4.29	-57.68	-77.98	-57.64	-53.35	-21.20	-32.15
2437MHz	Pass	2.5235G	3G	PK	2.79046G	4.29	-76.79	-74.84	-72.70	-68.41	-21.20	-47.21
2462MHz	Pass	1G	2.36G	AV	1.94724G	4.29	-88.26	-86.94	-84.54	-80.25	-41.20	-39.05
2462MHz	Pass	2.36G	2.4G	AV	2.38672G	4.29	-73.57	-75.31	-71.34	-67.05	-41.20	-25.85
2462MHz	Pass	2.4G	2.4835G	AV	2.4835G	4.29	-87.49	-86.87	-84.16	-79.87	-41.20	-38.67
2462MHz	Pass	2.4835G	2.5235G	AV	2.51782G	4.29	-65.81	-87.34	-65.78	-61.49	-41.20	-20.29
2462MHz	Pass	2.5235G	3G	AV	2.6649G	4.29	-87.44	-86.36	-83.86	-79.57	-41.20	-38.37
2462MHz	Pass	1G	2.36G	PK	1.95302G	4.29	-79.54	-76.31	-74.62	-70.33	-21.20	-49.13
2462MHz	Pass	2.36G	2.4G	PK	2.38608G	4.29	-65.71	-64.02	-61.77	-57.48	-21.20	-36.28
2462MHz	Pass	2.4G	2.4835G	PK	2.4835G	4.29	-78.19	-78.74	-75.45	-71.16	-21.20	-49.96
2462MHz	Pass	2.4835G	2.5235G	PK	2.50966G	4.29	-75.83	-70.90	-69.69	-65.40	-21.20	-44.20
2462MHz	Pass	2.5235G	3G	PK	2.83263G	4.29	-75.24	-76.33	-72.74	-68.45	-21.20	-47.25
802.11g_Nss1,(6Mbps)_2TX	-	-	-	-	-	-	-	-	-	-	-	-
2412MHz	Pass	1G	2.36G	AV	2.35694G	4.29	-87.12	-86.09	-83.56	-79.27	-41.20	-38.07
2412MHz	Pass	2.36G	2.4G	AV	2.38896G	4.29	-66.60	-62.03	-60.73	-56.44	-41.20	-15.24
2412MHz	Pass	2.4G	2.4835G	AV	2.4835G	4.29	-87.70	-87.73	-84.70	-80.41	-41.20	-39.21
2412MHz	Pass	2.4835G	2.5235G	AV	2.51902G	4.29	-76.77	-87.58	-76.42	-72.13	-41.20	-30.93
2412MHz	Pass	2.5235G	3G	AV	2.67801G	4.29	-86.52	-86.89	-83.69	-79.40	-41.20	-38.20
2412MHz	Pass	1G	2.36G	PK	2.35745G	4.29	-80.06	-76.16	-74.68	-70.39	-21.20	-49.19
2412MHz	Pass	2.36G	2.4G	PK	2.39G	4.29	-53.89	-48.47	-47.37	-43.08	-21.20	-21.88
2412MHz	Pass	2.4G	2.4835G	PK	2.4835G	4.29	-78.86	-77.86	-75.32	-71.03	-21.20	-49.83
2412MHz	Pass	2.4835G	2.5235G	PK	2.49046G	4.29	-75.44	-72.06	-70.42	-66.13	-21.20	-44.93
2412MHz	Pass	2.5235G	3G	PK	2.85026G	4.29	-76.63	-75.64	-73.10	-68.81	-21.20	-47.61
2437MHz	Pass	1G	2.36G	AV	2.35847G	4.29	-87.79	-87.12	-84.43	-80.14	-41.20	-38.94
2437MHz	Pass	2.36G	2.4G	AV	2.38592G	4.29	-72.78	-72.93	-69.84	-65.55	-41.20	-24.35
2437MHz	Pass	2.4G	2.4835G	AV	2.4835G	4.29	-87.05	-87.07	-84.05	-79.76	-41.20	-38.56
2437MHz	Pass	2.4835G	2.5235G	AV	2.50118G	4.29	-67.73	-86.74	-67.68	-63.39	-41.20	-22.19
2437MHz	Pass	2.5235G	3G	AV	2.69456G	4.29	-86.49	-86.39	-83.43	-79.14	-41.20	-37.94
2437MHz	Pass	1G	2.36G	PK	2.32974G	4.29	-77.26	-79.45	-75.21	-70.92	-21.20	-49.72
2437MHz	Pass	2.36G	2.4G	PK	2.386G	4.29	-62.02	-63.41	-59.65	-55.36	-21.20	-34.16
2437MHz	Pass	2.4G	2.4835G	PK	2.4835G	4.29	-77.14	-77.80	-74.45	-70.16	-21.20	-48.96
2437MHz	Pass	2.4835G	2.5235G	PK	2.49078G	4.29	-74.11	-73.69	-70.88	-66.59	-21.20	-45.39
2437MHz	Pass	2.5235G	3G	PK	2.60784G	4.29	-74.77	-77.95	-73.06	-68.77	-21.20	-47.57
2462MHz	Pass	1G	2.36G	AV	2.35711G	4.29	-87.05	-86.76	-83.89	-79.60	-41.20	-38.40
2462MHz	Pass	2.36G	2.4G	AV	2.38664G	4.29	-72.76	-72.55	-69.64	-65.35	-41.20	-24.15
2462MHz	Pass	2.4G	2.4835G	AV	2.4835G	4.29	-87.45	-87.91	-84.66	-80.37	-41.20	-39.17
2462MHz	Pass	2.4835G	2.5235G	AV	2.5011G	4.29	-87.84	-69.06	-69.00	-64.71	-41.20	-23.51
2462MHz	Pass	2.5235G	3G	AV	2.69909G	4.29	-86.15	-86.81	-83.46	-79.17	-41.20	-37.97
2462MHz	Pass	1G	2.36G	PK	2.35728G	4.29	-77.66	-77.18	-74.40	-70.11	-21.20	-48.91
2462MHz	Pass	2.36G	2.4G	PK	2.38648G	4.29	-62.78	-63.49	-60.11	-55.82	-21.20	-34.62
2462MHz	Pass	2.4G	2.4835G	PK	2.4835G	4.29	-77.79	-78.10	-74.93	-70.64	-21.20	-49.44
2462MHz	Pass	2.4835G	2.5235G	PK	2.5187G	4.29	-56.02	-76.49	-55.98	-51.69	-21.20	-30.49
2462MHz	Pass	2.5235G	3G	PK	2.78474G	4.29	-78.38	-74.18	-72.78	-68.49	-21.20	-47.29
802.11ax HEW20_Nss1,(MCS0)_2TX	-	-	-	-	-	-	-	-	-	-	-	-
2412MHz	Pass	1G	2.36G	AV	2.35779G	4.29	-87.24	-86.08	-83.61	-79.32	-41.20	-38.12
2412MHz	Pass	2.36G	2.4G	AV	2.388G	4.29	-61.40	-58.37	-56.62	-52.33	-41.20	-11.13
2412MHz	Pass	2.4G	2.4835G	AV	2.4835G	4.29	-87.80	-87.46	-84.62	-80.33	-41.20	-39.13
2412MHz	Pass	2.4835G	2.5235G	AV	2.48998G	4.29	-84.99	-83.00	-80.87	-76.58	-41.20	-35.38
2412MHz	Pass	2.5235G	3G	AV	2.67193G	4.29	-85.91	-87.54	-83.64	-79.35	-41.20	-38.15

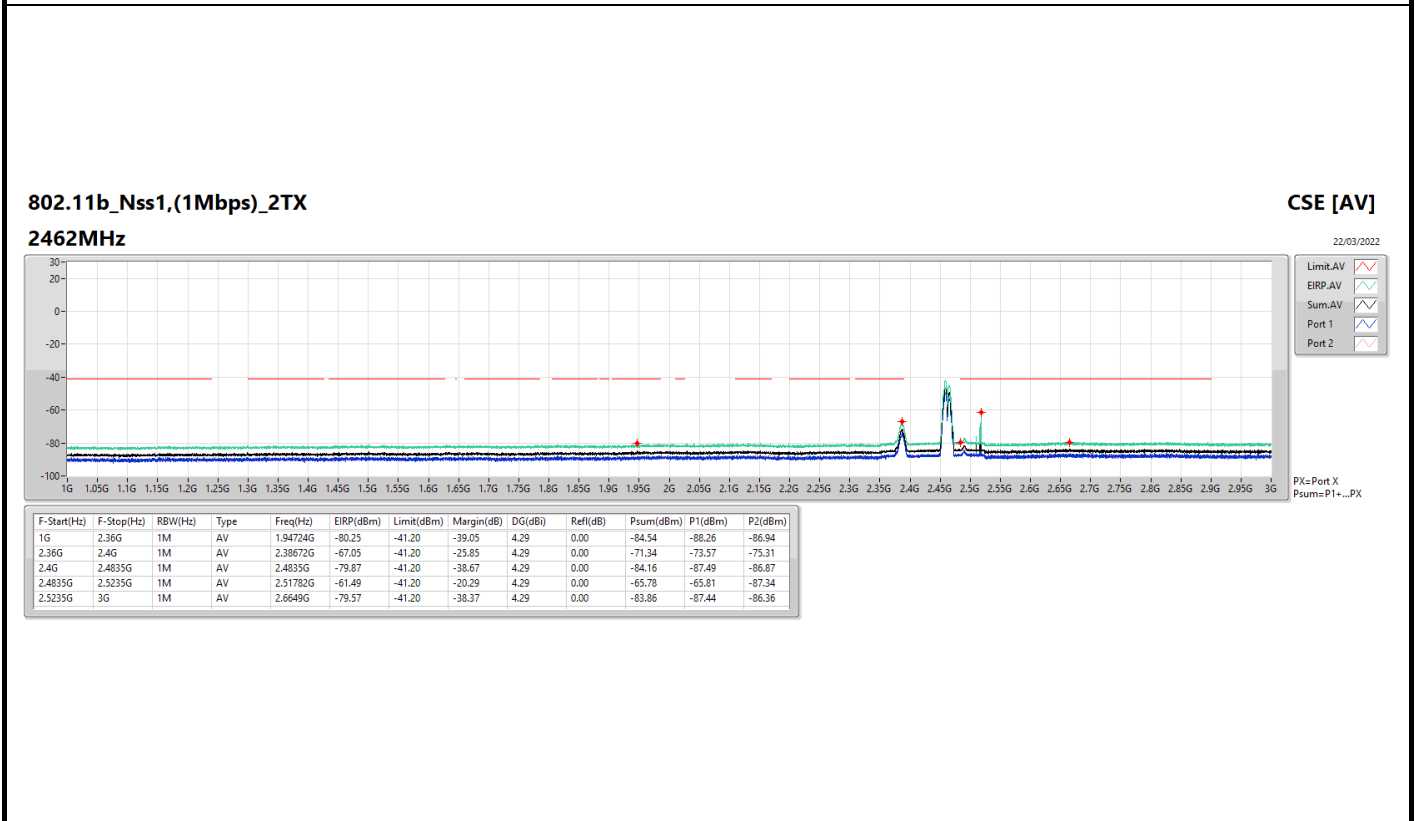
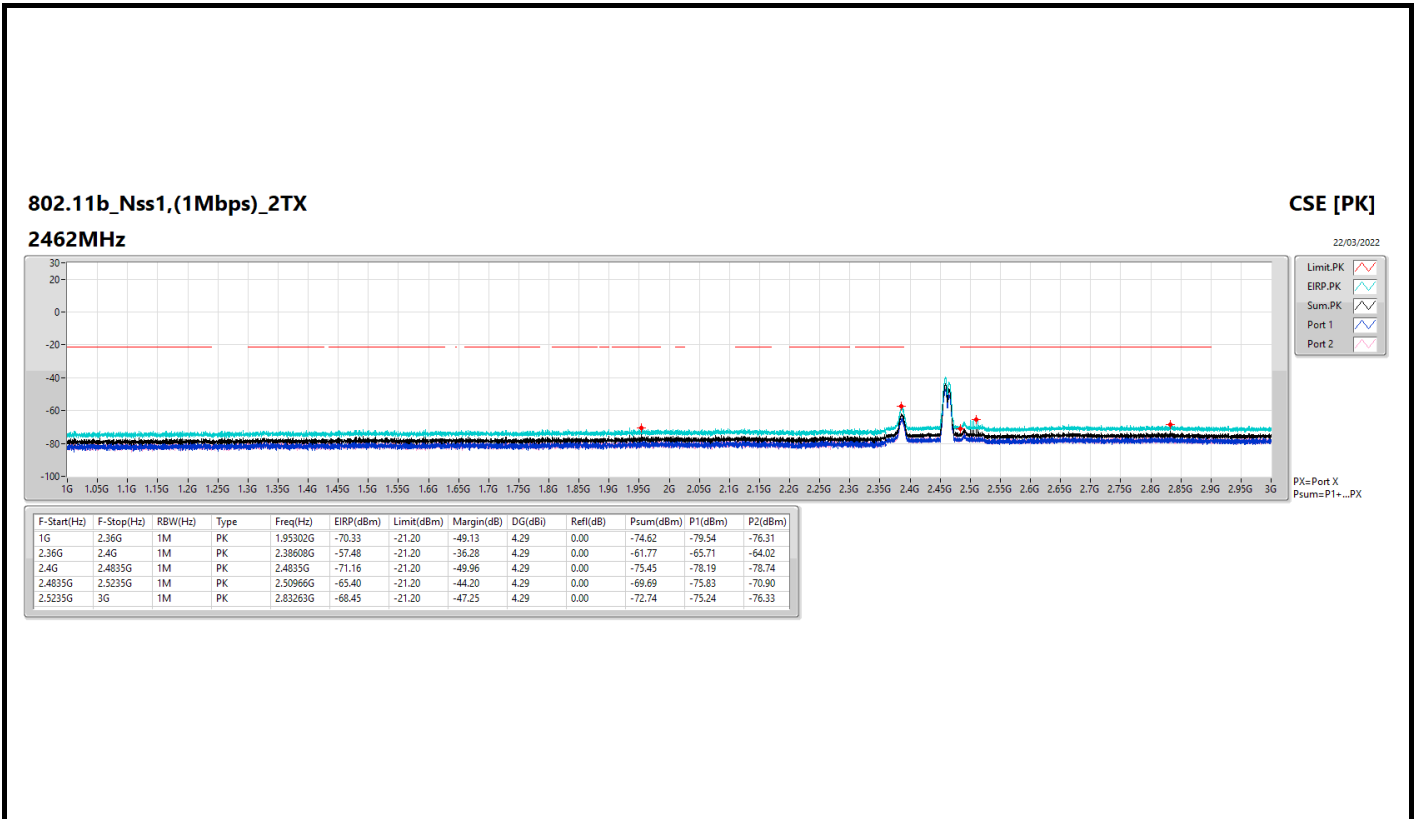


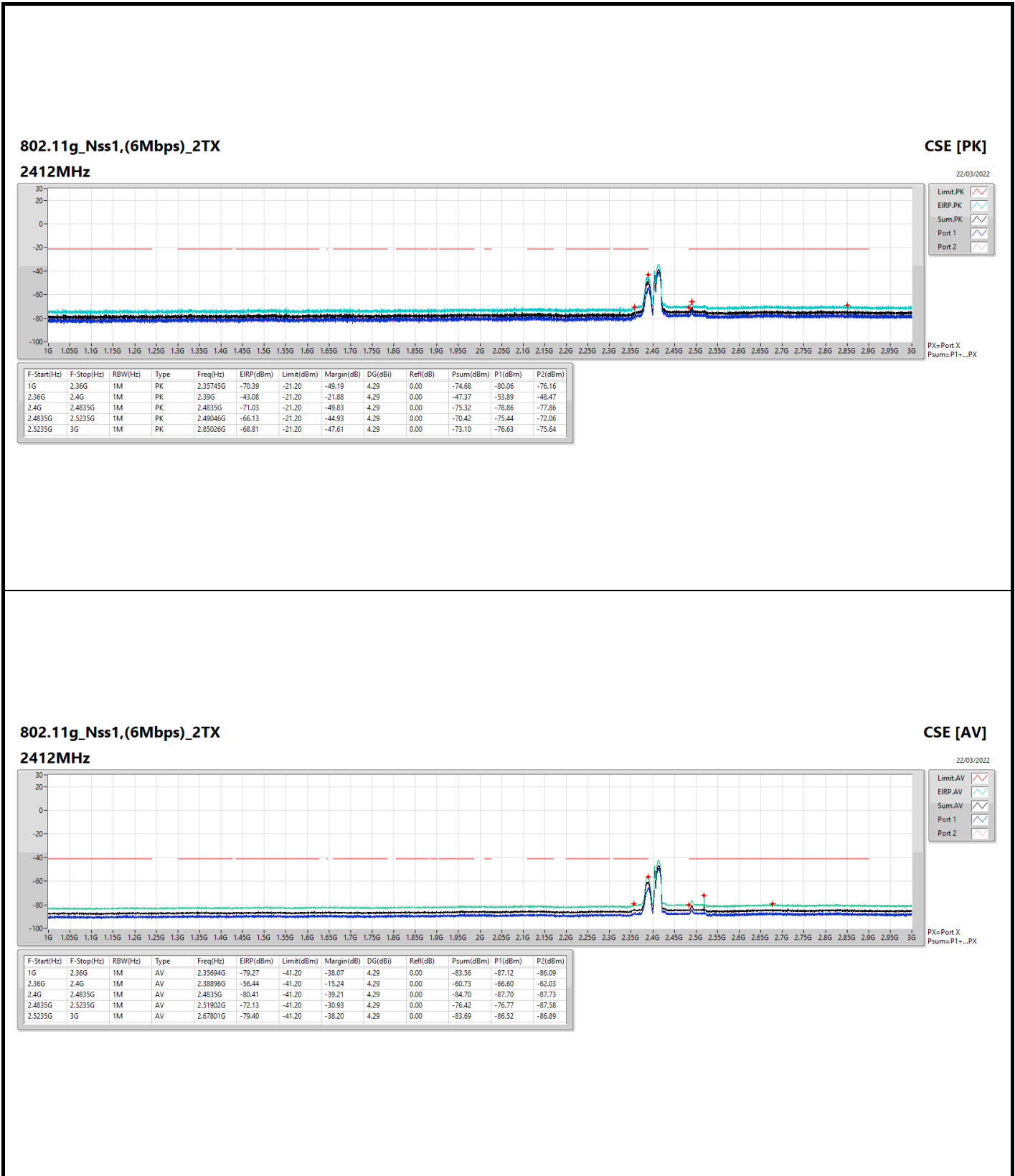
Mode	Result	F-Start (Hz)	F-Stop (Hz)	Type	Freq (Hz)	DG (dBi)	P1 (dBm)	P2 (dBm)	Psum (dBm)	EIRP (dBm)	Limit (dBm)	Margin (dB)
2412MHz	Pass	1G	2.36G	PK	2.35643G	4.29	-77.91	-76.59	-74.19	-69.90	-21.20	-48.70
2412MHz	Pass	2.36G	2.4G	PK	2.38768G	4.29	-50.91	-43.72	-42.96	-38.67	-21.20	-17.47
2412MHz	Pass	2.4G	2.4835G	PK	2.4835G	4.29	-76.98	-79.12	-74.91	-70.62	-21.20	-49.42
2412MHz	Pass	2.4835G	2.5235G	PK	2.50126G	4.29	-62.60	-74.52	-62.33	-58.04	-21.20	-36.84
2412MHz	Pass	2.5235G	3G	PK	2.66169G	4.29	-75.81	-76.73	-73.24	-68.95	-21.20	-47.75
2437MHz	Pass	1G	2.36G	AV	2.35694G	4.29	-86.63	-87.71	-84.13	-79.84	-41.20	-38.64
2437MHz	Pass	2.36G	2.4G	AV	2.38608G	4.29	-72.71	-73.08	-69.88	-65.59	-41.20	-24.39
2437MHz	Pass	2.4G	2.4835G	AV	2.4835G	4.29	-87.19	-87.84	-84.49	-80.20	-41.20	-39.00
2437MHz	Pass	2.4835G	2.5235G	AV	2.49006G	4.29	-83.09	-83.69	-80.37	-76.08	-41.20	-34.88
2437MHz	Pass	2.5235G	3G	AV	2.69325G	4.29	-87.99	-85.68	-83.67	-79.38	-41.20	-38.18
2437MHz	Pass	1G	2.36G	PK	2.35745G	4.29	-79.56	-75.71	-74.21	-69.92	-21.20	-48.72
2437MHz	Pass	2.36G	2.4G	PK	2.38704G	4.29	-62.40	-63.21	-59.78	-55.49	-21.20	-34.29
2437MHz	Pass	2.4G	2.4835G	PK	2.4835G	4.29	-78.13	-77.93	-75.02	-70.73	-21.20	-49.53
2437MHz	Pass	2.4835G	2.5235G	PK	2.49046G	4.29	-74.71	-72.98	-70.75	-66.46	-21.20	-45.26
2437MHz	Pass	2.5235G	3G	PK	2.89172G	4.29	-74.74	-77.36	-72.85	-68.56	-21.20	-47.36
2462MHz	Pass	1G	2.36G	AV	1.93721G	4.29	-88.47	-84.85	-83.28	-78.99	-41.20	-37.79
2462MHz	Pass	2.36G	2.4G	AV	2.38632G	4.29	-72.62	-75.54	-70.83	-66.54	-41.20	-25.34
2462MHz	Pass	2.4G	2.4835G	AV	2.4835G	4.29	-87.63	-87.55	-84.58	-80.29	-41.20	-39.09
2462MHz	Pass	2.4835G	2.5235G	AV	2.48926G	4.29	-82.12	-83.29	-79.66	-75.37	-41.20	-34.17
2462MHz	Pass	2.5235G	3G	AV	2.81976G	4.29	-86.71	-86.09	-83.38	-79.09	-41.20	-37.89
2462MHz	Pass	1G	2.36G	PK	2.3566G	4.29	-77.32	-78.25	-74.75	-70.46	-21.20	-49.26
2462MHz	Pass	2.36G	2.4G	PK	2.38616G	4.29	-62.45	-64.77	-60.45	-56.16	-21.20	-34.96
2462MHz	Pass	2.4G	2.4835G	PK	2.4835G	4.29	-77.76	-78.28	-75.00	-70.71	-21.20	-49.51
2462MHz	Pass	2.4835G	2.5235G	PK	2.48806G	4.29	-72.52	-69.59	-67.80	-63.51	-21.20	-42.31
2462MHz	Pass	2.5235G	3G	PK	2.83918G	4.29	-75.52	-76.52	-72.98	-68.69	-21.20	-47.49

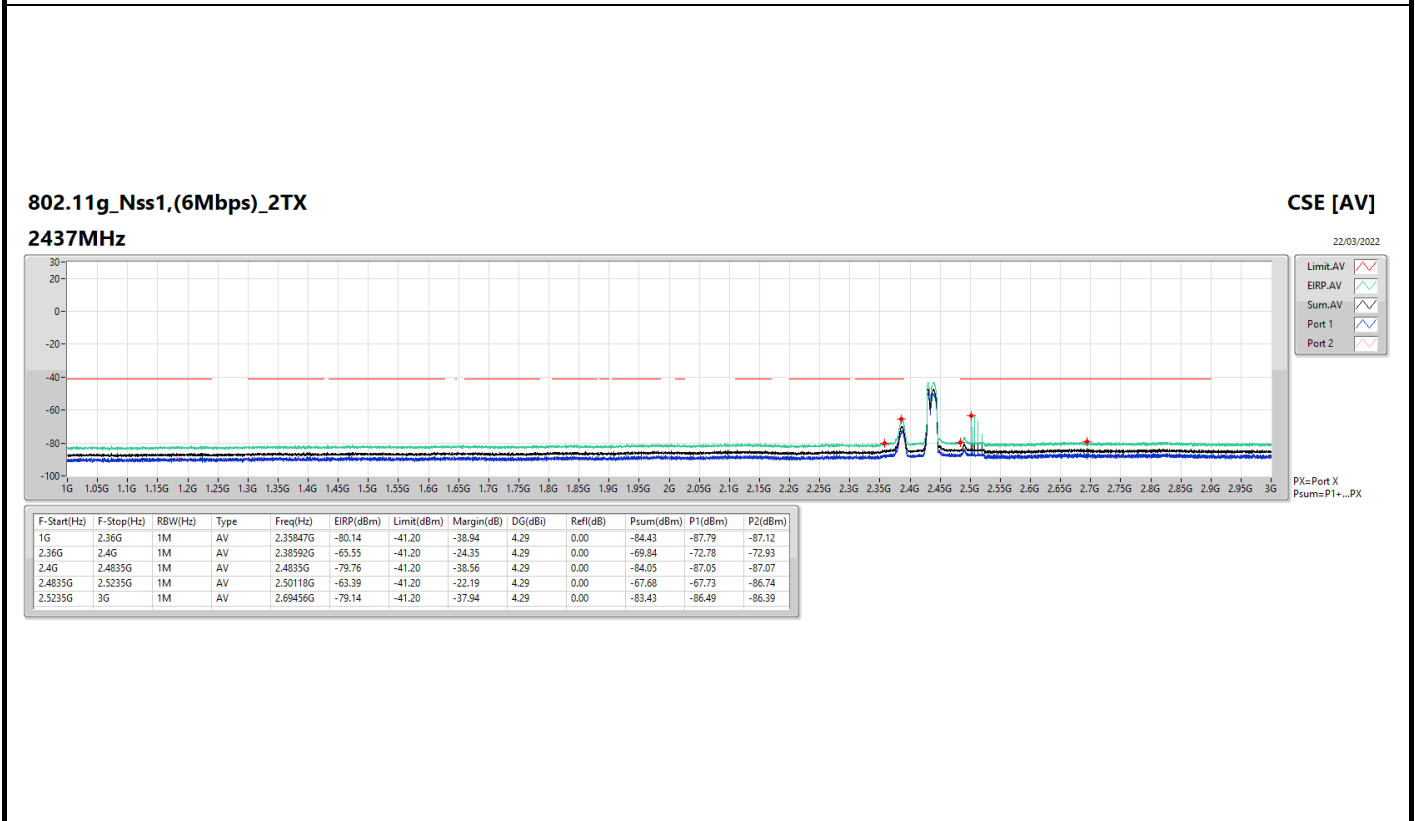
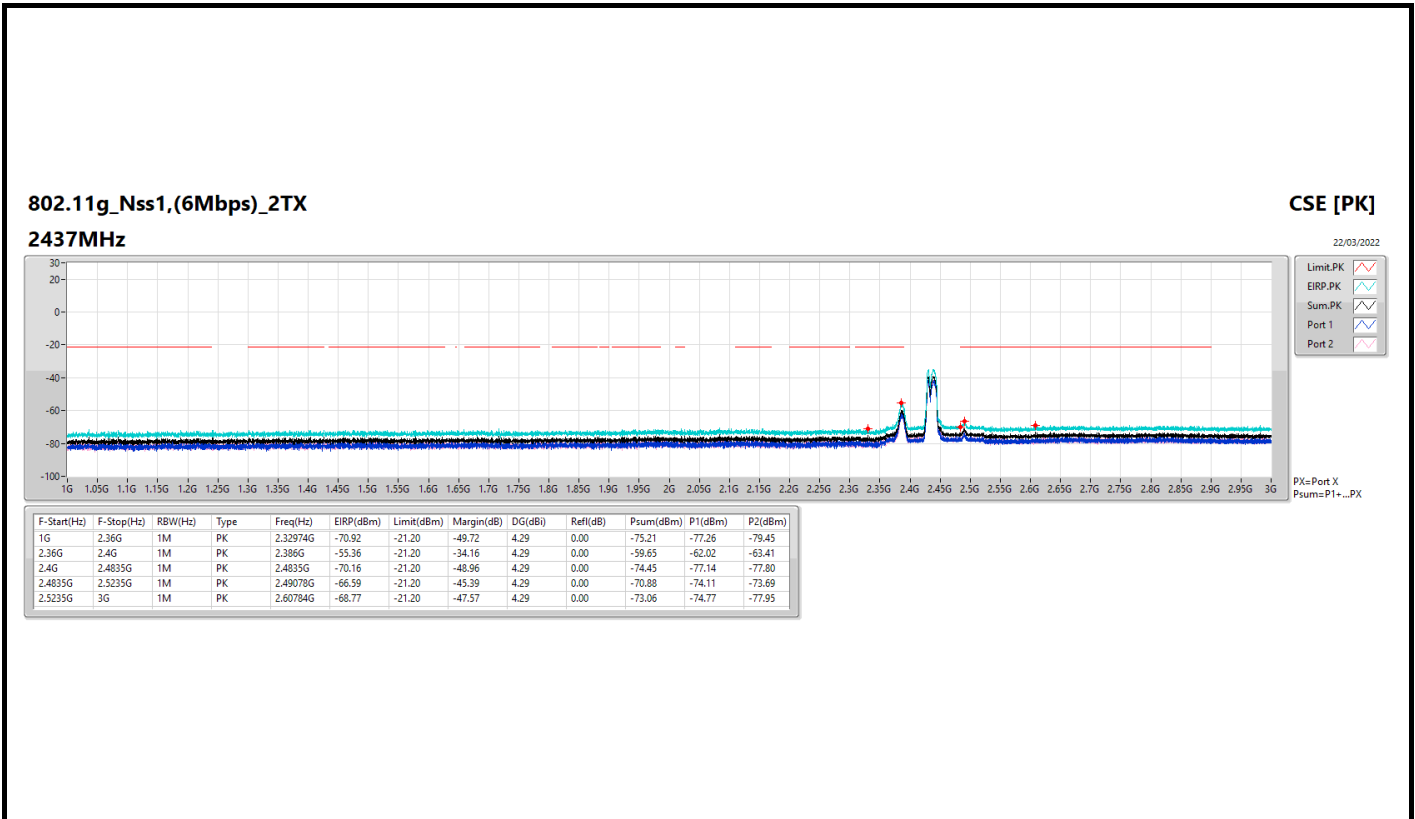
DG = Directional Gain ; PX=Port X; Psum=P1+P2+...PX









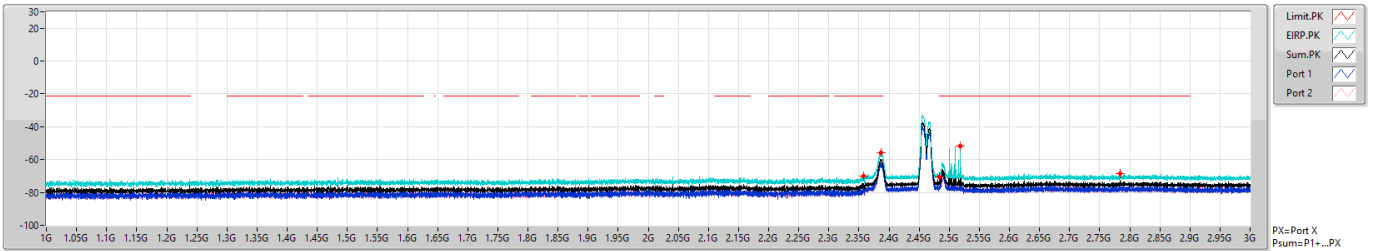


802.11g_Nss1,(6Mbps)_2TX

2462MHz

CSE [PK]

22/03/2022



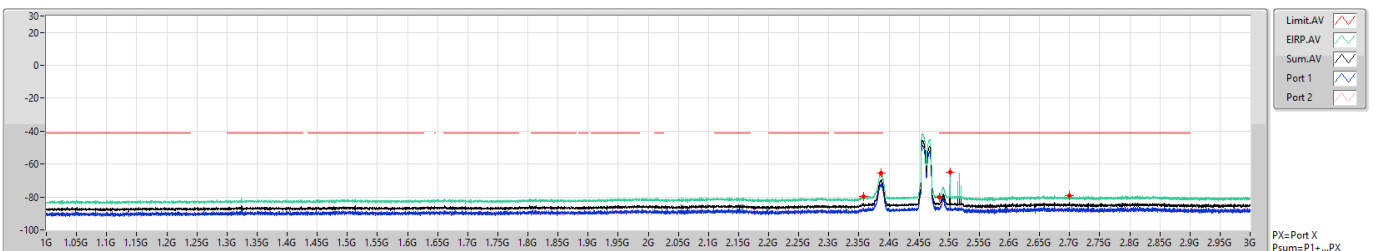
F-Start(Hz)	F-Stop(Hz)	RBW(Hz)	Type	Freq(Hz)	EIRP(dBm)	Limit(dBm)	Margin(dB)	DG(dB)	Ref(dB)	Psum(dBm)	P1(dBm)	P2(dBm)
1G	2.36G	1M	PK	2.35728G	-70.11	-21.20	-48.91	4.29	0.00	-74.40	-77.66	-77.18
2.36G	2.4G	1M	PK	2.38648G	-55.82	-21.20	-34.62	4.29	0.00	-60.11	-62.78	-63.49
2.4G	2.4835G	1M	PK	2.4835G	-70.64	-21.20	-49.44	4.29	0.00	-74.93	-77.79	-78.10
2.4835G	2.5235G	1M	PK	2.5187G	-51.69	-21.20	-30.49	4.29	0.00	-55.98	-56.02	-76.49
2.5235G	3G	1M	PK	2.78474G	-68.49	-21.20	-47.29	4.29	0.00	-72.78	-78.38	-74.18

802.11g_Nss1,(6Mbps)_2TX

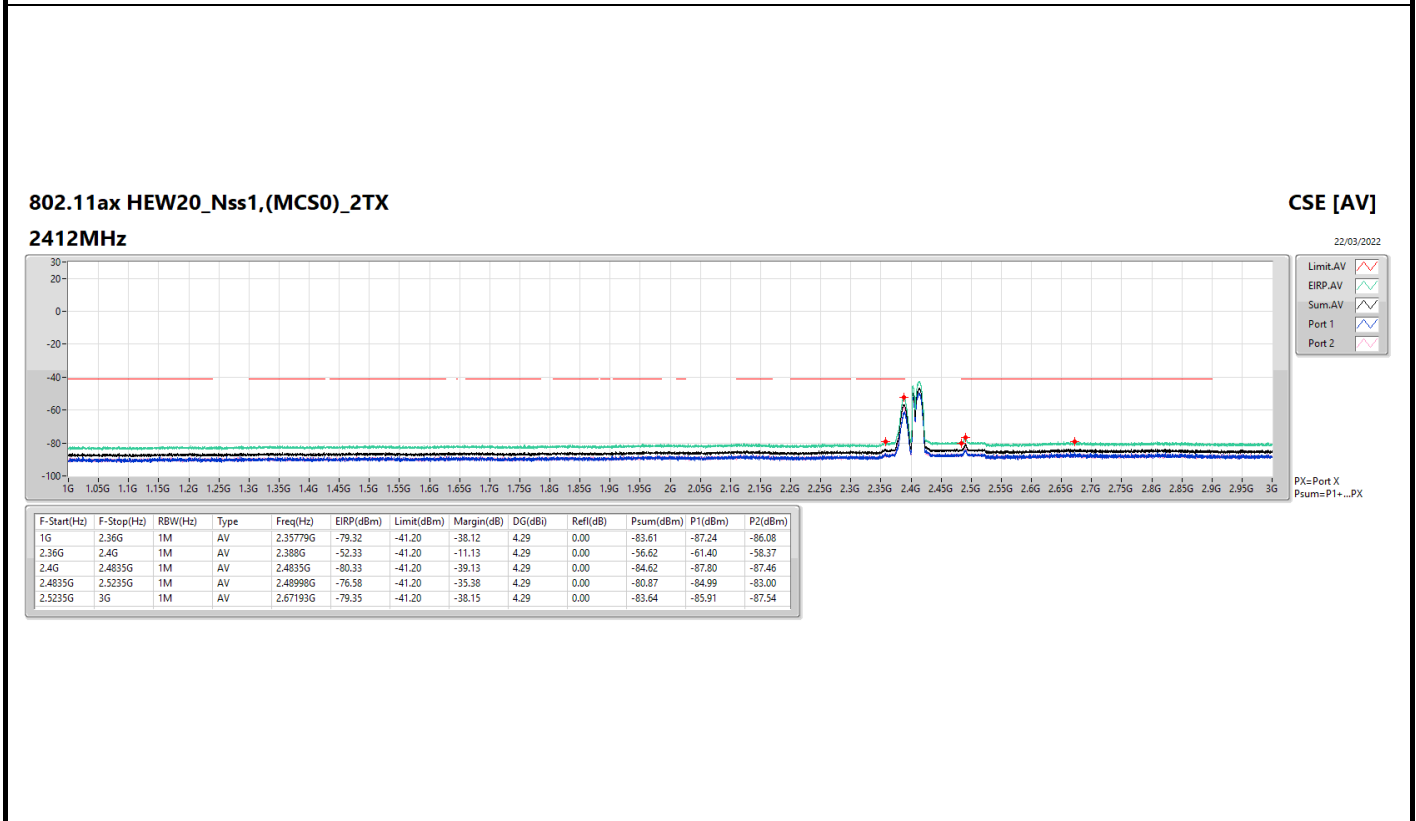
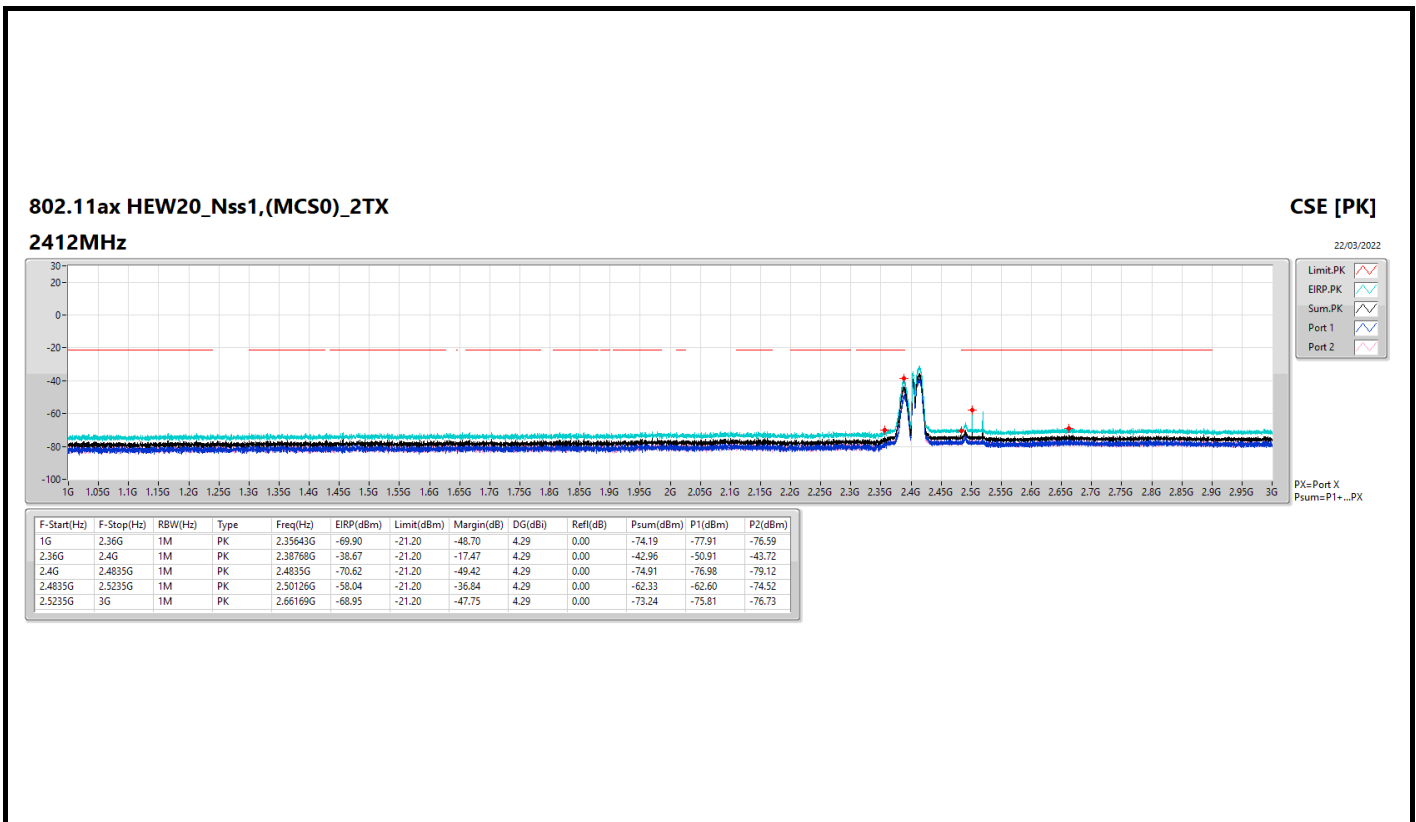
2462MHz

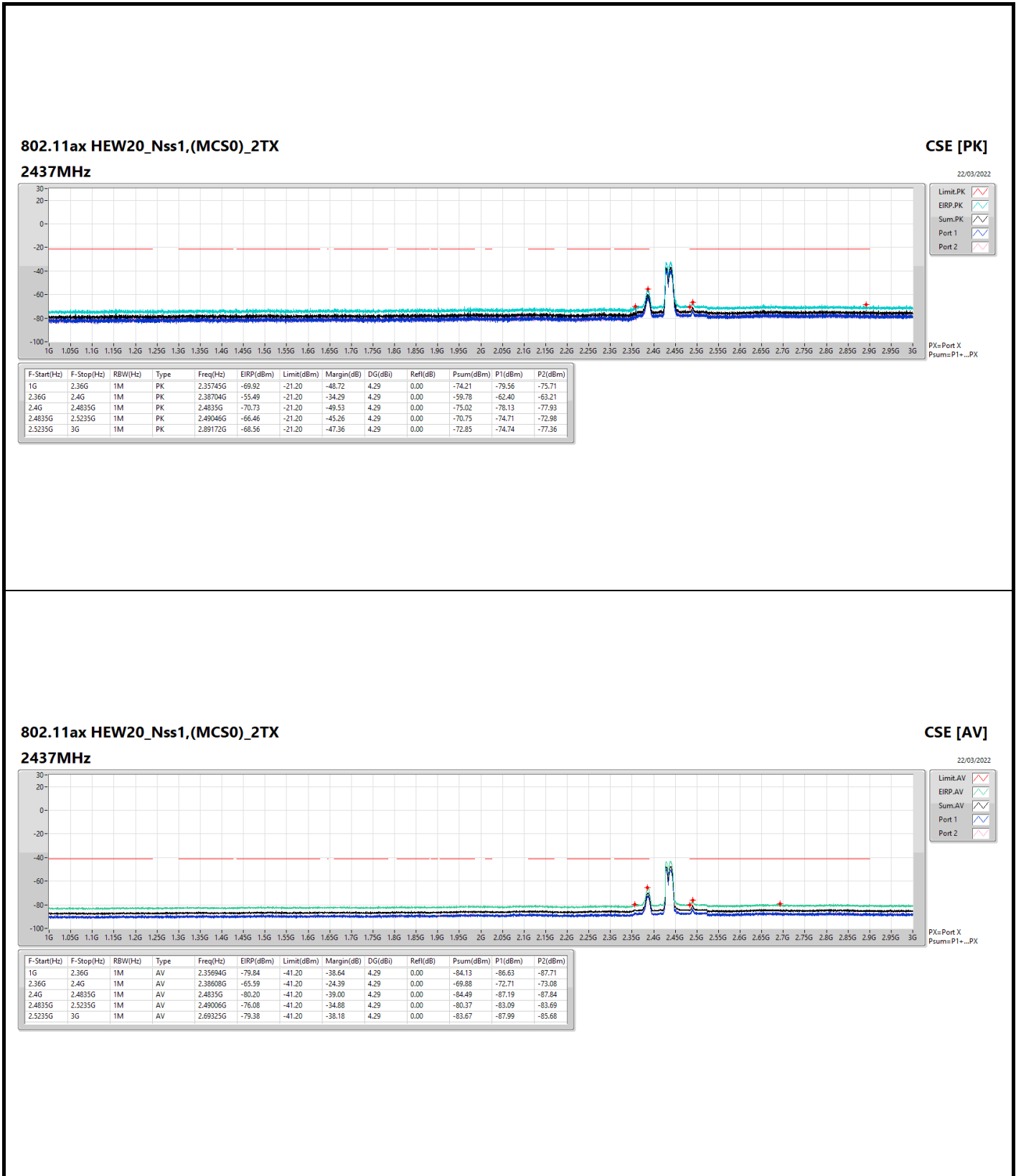
CSE [AV]

22/03/2022



F-Start(Hz)	F-Stop(Hz)	RBW(Hz)	Type	Freq(Hz)	EIRP(dBm)	Limit(dBm)	Margin(dB)	DG(dB)	Ref(dB)	Psum(dBm)	P1(dBm)	P2(dBm)
1G	2.36G	1M	AV	2.35711G	-79.60	-41.20	-38.40	4.29	0.00	-83.89	-87.05	-86.76
2.36G	2.4G	1M	AV	2.38664G	-65.35	-41.20	-24.15	4.29	0.00	-69.64	-72.76	-72.55
2.4G	2.4835G	1M	AV	2.4835G	-80.37	-41.20	-39.17	4.29	0.00	-84.66	-87.45	-87.91
2.4835G	2.5235G	1M	AV	2.5011G	-64.71	-41.20	-23.51	4.29	0.00	-69.00	-87.84	-69.06
2.5235G	3G	1M	AV	2.69909G	-79.17	-41.20	-37.97	4.29	0.00	-83.46	-86.15	-86.81









Summary

Mode	Result	F-Start (Hz)	F-Stop (Hz)	Type	Freq (Hz)	DG (dBi)	P1 (dBm)	P2 (dBm)	P3 (dBm)	P4 (dBm)	Psum (dBm)	EIRP (dBm)	Limit (dBm)	Margin (dB)
2.4-2.4835GHz	-	-	-	-	-	-	-	-	-	-	-	-	-	-
802.11b_Nss1,(1Mbps)_4TX	Pass	2.4835G	2.5235G	AV	2.50102G	6.92	-87.77	-87.85	-87.62	-87.22	-87.11	-60.19	-41.20	-18.99
802.11g_Nss1,(6Mbps)_4TX	Pass	2.36G	2.4G	AV	2.38928G	6.92	-70.13	-65.14	-68.65	-67.62	-61.47	-54.55	-41.20	-13.35
802.11ax HEW20_Nss1,(MCS0)_4TX	Pass	2.36G	2.4G	AV	2.38848G	6.92	-69.54	-61.82	-67.96	-65.77	-59.23	-52.31	-41.20	-11.11

DG = Directional Gain ; PX=Port X; Psum=P1+P2+...PX



Result

Mode	Result	F-Start (Hz)	F-Stop (Hz)	Type	Freq (Hz)	DG (dBi)	P1 (dBm)	P2 (dBm)	P3 (dBm)	P4 (dBm)	Psum (dBm)	EIRP (dBm)	Limit (dBm)	Margin (dB)
802.11b_Nss1_(1Mbps)_4TX	-	-	-	-	-	-	-	-	-	-	-	-	-	-
2412MHz	Pass	1G	2.36G	AV	2.35762G	6.92	-87.35	-87.91	-87.39	-88.94	-81.83	-74.91	-41.20	-33.71
2412MHz	Pass	2.36G	2.4G	AV	2.3872G	6.92	-72.69	-74.22	-74.73	-75.83	-68.20	-61.28	-41.20	-20.08
2412MHz	Pass	2.4G	2.4835G	AV	2.4835G	6.92	-87.18	-87.63	-87.91	-87.41	-81.50	-74.58	-41.20	-33.38
2412MHz	Pass	2.4835G	2.5235G	AV	2.51158G	6.92	-88.19	-87.89	-87.20	-78.62	-77.26	-70.34	-41.20	-29.14
2412MHz	Pass	2.5235G	3G	AV	2.65489G	6.92	-86.39	-86.80	-87.91	-87.08	-80.99	-74.07	-41.20	-32.87
2412MHz	Pass	1G	2.36G	PK	1.93772G	6.92	-72.00	-80.75	-80.31	-79.13	-70.31	-63.39	-41.20	-42.19
2412MHz	Pass	2.36G	2.4G	PK	2.38648G	6.92	-63.98	-62.75	-66.37	-66.28	-58.55	-51.63	-41.20	-30.43
2412MHz	Pass	2.4G	2.4835G	PK	2.4835G	6.92	-78.24	-79.08	-78.11	-77.70	-72.23	-65.31	-41.20	-44.11
2412MHz	Pass	2.4835G	2.5235G	PK	2.51902G	6.92	-61.05	-77.11	-78.23	-77.49	-60.77	-53.85	-41.20	-32.65
2412MHz	Pass	2.5235G	3G	PK	2.65585G	6.92	-78.24	-76.98	-74.82	-78.89	-70.92	-64.00	-41.20	-42.80
2437MHz	Pass	1G	2.36G	AV	2.35779G	6.92	-87.80	-87.86	-86.85	-88.26	-81.64	-74.72	-41.20	-33.52
2437MHz	Pass	2.36G	2.4G	AV	2.38656G	6.92	-74.97	-74.36	-77.01	-74.41	-69.04	-62.12	-41.20	-20.92
2437MHz	Pass	2.4G	2.4835G	AV	2.4835G	6.92	-88.06	-87.30	-87.87	-87.56	-81.67	-74.75	-41.20	-33.55
2437MHz	Pass	2.4835G	2.5235G	AV	2.50102G	6.92	-87.77	-87.85	-87.62	-87.22	-81.11	-60.19	-41.20	-18.99
2437MHz	Pass	2.5235G	3G	AV	2.53374G	6.92	-88.77	-83.37	-87.88	-88.98	-80.54	-73.62	-41.20	-32.42
2437MHz	Pass	1G	2.36G	PK	1.93806G	6.92	-66.35	-67.59	-74.57	-82.27	-63.50	-56.58	-41.20	-35.38
2437MHz	Pass	2.36G	2.4G	PK	2.38688G	6.92	-66.36	-65.86	-67.60	-63.02	-59.34	-52.42	-41.20	-31.22
2437MHz	Pass	2.4G	2.4835G	PK	2.4835G	6.92	-78.26	-78.29	-77.94	-78.91	-72.32	-65.40	-41.20	-44.20
2437MHz	Pass	2.4835G	2.5235G	PK	2.50862G	6.92	-78.17	-78.01	-63.48	-77.50	-63.03	-56.11	-41.20	-34.91
2437MHz	Pass	2.5235G	3G	PK	2.82203G	6.92	-78.03	-76.08	-75.91	-78.23	-70.91	-63.99	-41.20	-42.79
2462MHz	Pass	1G	2.36G	AV	2.35796G	6.92	-88.32	-87.77	-88.11	-87.60	-81.92	-75.00	-41.20	-33.80
2462MHz	Pass	2.36G	2.4G	AV	2.38688G	6.92	-74.90	-74.86	-76.84	-76.51	-69.66	-62.74	-41.20	-21.54
2462MHz	Pass	2.4G	2.4835G	AV	2.4835G	6.92	-87.92	-87.22	-86.73	-87.88	-81.39	-74.47	-41.20	-33.27
2462MHz	Pass	2.4835G	2.5235G	AV	2.49094G	6.92	-85.37	-84.46	-83.27	-84.87	-78.40	-71.48	-41.20	-30.28
2462MHz	Pass	2.5235G	3G	AV	2.82227G	6.92	-86.76	-87.55	-86.98	-86.82	-81.00	-74.08	-41.20	-32.88
2462MHz	Pass	1G	2.36G	PK	2.27976G	6.92	-78.44	-77.56	-80.27	-79.19	-72.73	-65.81	-41.20	-44.61
2462MHz	Pass	2.36G	2.4G	PK	2.38672G	6.92	-64.79	-65.97	-67.72	-65.74	-59.91	-52.99	-41.20	-31.79
2462MHz	Pass	2.4G	2.4835G	PK	2.4835G	6.92	-78.25	-77.78	-78.04	-78.41	-72.09	-65.17	-41.20	-43.97
2462MHz	Pass	2.4835G	2.5235G	PK	2.49086G	6.92	-75.46	-74.77	-71.10	-75.77	-67.80	-60.88	-41.20	-39.68
2462MHz	Pass	2.5235G	3G	PK	2.79094G	6.92	-79.24	-75.30	-76.58	-77.00	-70.79	-63.87	-41.20	-42.67
802.11g_Nss1_(6Mbps)_4TX	-	-	-	-	-	-	-	-	-	-	-	-	-	-
2412MHz	Pass	1G	2.36G	AV	1.93619G	6.92	-89.24	-89.62	-88.55	-81.04	-79.37	-72.45	-41.20	-31.25
2412MHz	Pass	2.36G	2.4G	AV	2.38928G	6.92	-70.13	-65.14	-68.65	-67.62	-61.47	-54.55	-41.20	-13.35
2412MHz	Pass	2.4G	2.4835G	AV	2.4835G	6.92	-88.04	-87.68	-88.18	-87.28	-81.76	-74.84	-41.20	-33.64
2412MHz	Pass	2.4835G	2.5235G	AV	2.50126G	6.92	-87.69	-87.55	-87.55	-72.92	-72.50	-65.58	-41.20	-24.38
2412MHz	Pass	2.5235G	3G	AV	2.82548G	6.92	-86.68	-87.83	-87.95	-85.95	-81.00	-74.08	-41.20	-32.88
2412MHz	Pass	1G	2.36G	PK	2.35558G	6.92	-78.85	-75.99	-79.72	-79.65	-72.24	-65.32	-41.20	-44.12
2412MHz	Pass	2.36G	2.4G	PK	2.38968G	6.92	-58.14	-50.14	-58.78	-55.57	-48.15	-41.23	-41.20	-20.03
2412MHz	Pass	2.4G	2.4835G	PK	2.4835G	6.92	-78.57	-78.41	-78.13	-77.54	-72.12	-65.20	-41.20	-44.00
2412MHz	Pass	2.4835G	2.5235G	PK	2.49038G	6.92	-74.47	-73.02	-74.02	-74.90	-68.02	-61.10	-41.20	-39.90
2412MHz	Pass	2.5235G	3G	PK	2.62261G	6.92	-74.85	-78.83	-76.78	-77.24	-70.67	-63.75	-41.20	-42.55
2437MHz	Pass	1G	2.36G	AV	2.35558G	6.92	-87.58	-87.52	-86.99	-87.54	-81.38	-74.46	-41.20	-33.26
2437MHz	Pass	2.36G	2.4G	AV	2.38672G	6.92	-71.88	-73.41	-74.51	-71.77	-66.73	-59.81	-41.20	-18.61
2437MHz	Pass	2.4G	2.4835G	AV	2.4835G	6.92	-87.58	-87.86	-87.74	-87.48	-81.64	-74.72	-41.20	-33.52
2437MHz	Pass	2.4835G	2.5235G	AV	2.4911G	6.92	-84.23	-84.33	-81.88	-83.36	-77.31	-70.39	-41.20	-29.19
2437MHz	Pass	2.5235G	3G	AV	2.66264G	6.92	-87.05	-87.11	-86.88	-87.09	-81.01	-74.09	-41.20	-32.89
2437MHz	Pass	1G	2.36G	PK	2.35677G	6.92	-78.69	-79.64	-79.90	-76.82	-72.56	-65.64	-41.20	-44.44
2437MHz	Pass	2.36G	2.4G	PK	2.38584G	6.92	-62.77	-63.89	-60.98	-61.90	-56.23	-49.31	-41.20	-28.11
2437MHz	Pass	2.4G	2.4835G	PK	2.4835G	6.92	-77.86	-76.37	-78.64	-78.79	-71.78	-64.86	-41.20	-43.66
2437MHz	Pass	2.4835G	2.5235G	PK	2.4923G	6.92	-75.79	-74.96	-66.20	-74.32	-64.75	-57.83	-41.20	-36.63
2437MHz	Pass	2.5235G	3G	PK	2.66859G	6.92	-77.75	-76.52	-76.36	-77.32	-70.93	-64.01	-41.20	-42.81
2462MHz	Pass	1G	2.36G	AV	2.35745G	6.92	-87.77	-87.35	-87.39	-87.53	-81.49	-74.57	-41.20	-33.37
2462MHz	Pass	2.36G	2.4G	AV	2.386G	6.92	-72.79	-72.71	-74.64	-73.64	-67.36	-60.44	-41.20	-19.24
2462MHz	Pass	2.4G	2.4835G	AV	2.4835G	6.92	-87.66	-87.84	-87.49	-87.59	-81.62	-74.70	-41.20	-33.50
2462MHz	Pass	2.4835G	2.5235G	AV	2.4903G	6.92	-81.53	-82.15	-80.95	-83.15	-75.85	-68.93	-41.20	-27.73
2462MHz	Pass	2.5235G	3G	AV	2.68348G	6.92	-87.66	-85.82	-87.51	-86.79	-80.86	-73.94	-41.20	-32.74
2462MHz	Pass	1G	2.36G	PK	2.35949G	6.92	-77.43	-78.13	-79.76	-79.24	-72.52	-65.60	-41.20	-44.40
2462MHz	Pass	2.36G	2.4G	PK	2.38672G	6.92	-62.97	-63.12	-64.58	-64.35	-57.68	-50.76	-41.20	-29.56
2462MHz	Pass	2.4G	2.4835G	PK	2.4835G	6.92	-78.68	-76.31	-78.04	-78.53	-71.76	-64.84	-41.20	-43.64
2462MHz	Pass	2.4835G	2.5235G	PK	2.49038G	6.92	-70.15	-71.46	-67.52	-72.68	-63.99	-57.07	-41.20	-35.87
2462MHz	Pass	2.5235G	3G	PK	2.64739G	6.92	-78.34	-75.82	-75.63	-77.80	-70.72	-63.80	-41.20	-42.60
802.11ax_HEW20_Nss1_(MCS0)_4TX	-	-	-	-	-	-	-	-	-	-	-	-	-	-
2412MHz	Pass	1G	2.36G	AV	2.35677G	6.92	-88.54	-87.48	-87.77	-87.25	-81.71	-74.79	-41.20	-33.59
2412MHz	Pass	2.36G	2.4G	AV	2.38848G	6.92	-69.54	-61.82	-67.96	-65.77	-59.23	-52.31	-41.20	-11.11
2412MHz	Pass	2.4G	2.4835G	AV	2.4835G	6.92	-87.12	-87.53	-87.54	-87.62	-81.43	-74.51	-41.20	-33.31
2412MHz	Pass	2.4835G	2.5235G	AV	2.5015G	6.92	-87.86	-87.27	-77.44	-86.92	-76.28	-69.36	-41.20	-28.16
2412MHz	Pass	2.5235G	3G	AV	2.82822G	6.92	-88.51	-86.87	-86.66	-86.54	-81.06	-74.14	-41.20	-32.94



CSE (Restricted Band) _Radio 1 (Harmonic 1GHz ~ 3GHz)

Appendix F.4

Mode	Result	F-Start (Hz)	F-Stop (Hz)	Type	Freq (Hz)	DG (dBi)	P1 (dBm)	P2 (dBm)	P3 (dBm)	P4 (dBm)	Psum (dBm)	EIRP (dBm)	Limit (dBm)	Margin (dB)
2412MHz	Pass	1G	2.36G	PK	2.35813G	6.92	-79.65	-77.79	-79.76	-77.11	-72.40	-65.48	-21.20	-44.28
2412MHz	Pass	2.36G	2.4G	PK	2.388G	6.92	-56.76	-47.76	-53.04	-53.16	-45.43	-38.51	-21.20	-17.31
2412MHz	Pass	2.4G	2.4835G	PK	2.4835G	6.92	-77.83	-77.96	-76.61	-78.55	-71.66	-64.74	-21.20	-43.54
2412MHz	Pass	2.4835G	2.5235G	PK	2.50158G	6.92	-78.11	-77.69	-78.22	-68.81	-67.47	-60.55	-21.20	-39.35
2412MHz	Pass	2.5235G	3G	PK	2.68563G	6.92	-76.52	-78.15	-76.34	-75.61	-70.54	-63.62	-21.20	-42.42
2437MHz	Pass	1G	2.36G	AV	2.35762G	6.92	-87.49	-86.75	-87.41	-86.84	-81.09	-74.17	-41.20	-32.97
2437MHz	Pass	2.36G	2.4G	AV	2.38632G	6.92	-72.08	-73.13	-73.99	-71.39	-66.52	-59.60	-41.20	-18.40
2437MHz	Pass	2.4G	2.4835G	AV	2.4835G	6.92	-87.43	-87.59	-87.21	-87.66	-81.45	-74.53	-41.20	-33.33
2437MHz	Pass	2.4835G	2.5235G	AV	2.49118G	6.92	-84.30	-84.07	-81.92	-83.64	-77.36	-70.44	-41.20	-29.24
2437MHz	Pass	2.5235G	3G	AV	2.66228G	6.92	-86.48	-87.61	-87.12	-86.48	-80.88	-73.96	-41.20	-32.76
2437MHz	Pass	1G	2.36G	PK	2.35762G	6.92	-76.58	-78.09	-79.60	-78.68	-72.07	-65.15	-21.20	-43.95
2437MHz	Pass	2.36G	2.4G	PK	2.38584G	6.92	-63.65	-63.14	-63.33	-60.61	-56.48	-49.56	-21.20	-28.36
2437MHz	Pass	2.4G	2.4835G	PK	2.4835G	6.92	-77.79	-78.41	-78.36	-78.48	-72.23	-65.31	-21.20	-44.11
2437MHz	Pass	2.4835G	2.5235G	PK	2.49102G	6.92	-74.98	-74.91	-67.81	-73.56	-65.63	-58.71	-21.20	-37.51
2437MHz	Pass	2.5235G	3G	PK	2.67384G	6.92	-77.64	-75.11	-77.70	-77.04	-70.72	-63.80	-21.20	-42.60
2462MHz	Pass	1G	2.36G	AV	2.35711G	6.92	-86.25	-87.83	-87.87	-88.62	-81.53	-74.61	-41.20	-33.41
2462MHz	Pass	2.36G	2.4G	AV	2.38648G	6.92	-72.32	-76.02	-77.66	-73.86	-68.48	-61.56	-41.20	-20.36
2462MHz	Pass	2.4G	2.4835G	AV	2.4835G	6.92	-87.82	-87.62	-86.80	-87.58	-81.42	-74.50	-41.20	-33.30
2462MHz	Pass	2.4835G	2.5235G	AV	2.49006G	6.92	-82.59	-83.46	-82.05	-83.67	-76.87	-69.95	-41.20	-28.75
2462MHz	Pass	2.5235G	3G	AV	2.65871G	6.92	-86.90	-86.58	-87.02	-86.86	-80.82	-73.90	-41.20	-32.70
2462MHz	Pass	1G	2.36G	PK	1.93857G	6.92	-76.62	-81.59	-78.05	-74.70	-71.06	-64.14	-21.20	-42.94
2462MHz	Pass	2.36G	2.4G	PK	2.38664G	6.92	-62.93	-65.80	-68.54	-62.59	-58.35	-51.43	-21.20	-30.23
2462MHz	Pass	2.4G	2.4835G	PK	2.4835G	6.92	-76.35	-77.73	-78.12	-76.88	-71.19	-64.27	-21.20	-43.07
2462MHz	Pass	2.4835G	2.5235G	PK	2.51526G	6.92	-78.17	-64.48	-78.28	-77.87	-63.95	-57.03	-21.20	-35.83
2462MHz	Pass	2.5235G	3G	PK	2.69182G	6.92	-76.24	-77.32	-78.90	-76.13	-70.99	-64.07	-21.20	-42.87

DG = Directional Gain ; PX=Port X; Psum=P1+P2+...PX

