



## 1. Photographs of Test Configuration


The initial test position. +Z axis. Phi and Theta are zero degree.



Test Setup Photos



## 2. Antenna Configuration Diagram of EUT



————THE END————