

1. Photographs of Conducted Emissions Test Configuration

For Test Mode: Mode 7

FRONT VIEW



REAR VIEW




2. Photographs of Radiated Emissions Test Configuration

Test Configuration: 30MHz~1GHz / Test Mode: Mode 1

FRONT VIEW



REAR VIEW




For Cabinet


Test Configuration: Above 1GHz

Test Mode: Mode 1, 3~5

FRONT VIEW




REAR VIEW




Test Mode: Mode 6

FRONT VIEW




REAR VIEW




Test Mode: Mode 2, 7

FRONT VIEW



REAR VIEW



————THE END————