


ANNEX A: TEST SET-UP PHOTOGRAPHS




Test setup – radiated test in anechoic chamber

ANNEX A: TEST SET-UP PHOTOGRAPHS



Test setup – radiated test in anechoic chamber

ANNEX A: TEST SET-UP PHOTOGRAPHS




Test setup – radiated test in anechoic chamber

ANNEX A: TEST SET-UP PHOTOGRAPHS




Test setup – radiated test on open area test site

ANNEX A: TEST SET-UP PHOTOGRAPHS




Test setup – radiated test in anechoic chamber

ANNEX A: TEST SET-UP PHOTOGRAPHS




Test setup – radiated test in anechoic chamber

ANNEX A: TEST SET-UP PHOTOGRAPHS



Test setup – radiated test in anechoic chamber

ANNEX A: TEST SET-UP PHOTOGRAPHS



Test setup – conducted test at the temporary antenna port

ANNEX A: TEST SET-UP PHOTOGRAPHS



Test setup – conducted emissions on power supply lines