


ANNEX A: TEST SETUP PHOTOGRAPHS



Test setup – radiated test in anechoic chamber (M20)

ANNEX A: TEST SETUP PHOTOGRAPHS




Test setup – radiated test in anechoic chamber (M20)

ANNEX A: TEST SETUP PHOTOGRAPHS




Test setup – radiated test in anechoic chamber (M276)

ANNEX A: TEST SETUP PHOTOGRAPHS




Test setup – radiated test in anechoic chamber (M20)

ANNEX A: TEST SETUP PHOTOGRAPHS




Test setup – radiated test in anechoic chamber (M20)

ANNEX A: TEST SETUP PHOTOGRAPHS



Test setup – radiated test in anechoic chamber (M20)

ANNEX A: TEST SETUP PHOTOGRAPHS



Test setup – antenna port conducted test in shielded chamber

ANNEX A: TEST SETUP PHOTOGRAPHS



Test setup – conducted emissions on power supply lines