


Annex B Test Setup Photos




Test setup semi anechoic chamber with EUT 1 (position 1)

Annex B Test Setup Photos




Test setup semi anechoic chamber with EUT 1 (position 2)

Annex B Test Setup Photos



Test setup semi anechoic chamber with EUT 1 (<30 MHz, position 1)

Annex B Test Setup Photos




Test setup semi anechoic chamber with EUT 1 (<30 MHz, position 2)

Annex B Test Setup Photos




Test setup semi anechoic chamber with EUT 1 (<1 GHz, position 1)

Annex B Test Setup Photos




Test setup semi anechoic chamber with EUT 1 (<1 GHz, position 2)

Annex B Test Setup Photos




Test setup fully anechoic chamber with EUT 1 (<40 GHz)

Annex B Test Setup Photos




Test setup fully anechoic chamber with EUT 1 (<40 GHz)

Annex B Test Setup Photos



Test setup with EUT 1 (>40 GHz)

Annex B Test Setup Photos




Test temperature chamber with EUT 1 and EUT 5 (with isolation)

Annex B Test Setup Photos




Test temperature chamber with EUT 1 (isolation removed)

Annex B Test Setup Photos




Test AC power line conducted emissions with EUT 1

Annex B Test Setup Photos




Test setup semi anechoic chamber with EUT 5 (position 1)

Annex B Test Setup Photos




Test setup semi anechoic chamber with EUT 5 (position 2)

Annex B Test Setup Photos




Test setup semi anechoic chamber with EUT 5 (<30 MHz, position 1)

Annex B Test Setup Photos




Test setup semi anechoic chamber with EUT 5 (<30 MHz, position 2)

Annex B Test Setup Photos




Test setup semi anechoic chamber with EUT 5 (<1 GHz, position 1)

Annex B Test Setup Photos




Test setup semi anechoic chamber with EUT 5 (<1 GHz, position 2)

Annex B Test Setup Photos




Test setup fully anechoic chamber with EUT 5 (<40 GHz, position 1)

Annex B Test Setup Photos



Test setup fully anechoic chamber with EUT 5 (<40 GHz, position 2)

Annex B Test Setup Photos




Test setup fully anechoic chamber with EUT 5 (<40 GHz, position 1)

Annex B Test Setup Photos



Test setup fully anechoic chamber with EUT 5 (<40 GHz, position 1)

Annex B Test Setup Photos



Test setup with EUT 5 (>40 GHz)

Annex B Test Setup Photos



Test temperature chamber with EUT 5 (isolation removed)

Annex B Test Setup Photos



Test AC power line conducted emissions with EUT 5