

1 Annex to the report TR-20351-65854-02

1.1 Equipment Under Test (EUT)#



Figure 1 – EUT P1 (FMR50 with antenna Horn 40mm/1-1/2", PVDF encapsulated)





Figure 2 – EUT P3 (FMR51 with antenna Horn 40mm/1-1/2")

1.2 Test Setup Photos




Figure 3- Test setup for radiated emission on EUT




Figure 4 - Test setup for radiated emission on EUT




Figure 5 - Test setup for radiated emission on EUT




Figure 6 - Test setup for radiated emission on EUT




Figure 6 - Test setup for radiated emission on EUT




Figure 7 - Test setup for radiated emission on EUT