


## Annex A Test setup photos and equipment used for testing

### 1 Test setups (Radiated 9 kHz – 30 MHz)



Test setup semi-anechoic chamber M276  
Preliminary measurement

### 2 Test setups (Radiated 30 MHz – 1 GHz)




Test setup semi-anechoic chamber M276  
Preliminary and final measurement

## Annex A Test setup photos and equipment used for testing

### 3 Test setups (Radiated above 1 GHz)




EUT on positioner  
Test setup semi-anechoic chamber with ground absorbers M276  
Preliminary and final measurement  
1 – 18 GHz




EUT on positioner  
Test setup semi-anechoic chamber with ground absorbers M276  
Preliminary and final measurement  
1 – 18 GHz

## Annex A Test setup photos and equipment used for testing



EUT on positioner  
Test setup semi-anechoic chamber with ground absorbers M276  
Preliminary and final measurement  
18 – 26.5 GHz


### 4 Test setups (Conducted @ antenna port)



Test setup conducted @ antenna port  
Preliminary and final measurement  
9 kHz – 26.5 GHz

## Annex A Test setup photos and equipment used for testing

### 5 Test setups (AC power line conducted)



Test setup shielded room M4  
Preliminary and final measurement  
150 kHz – 30 MHz