


Annex A Test setup photos and equipment used for testing

1 Test setups (Radiated 9 kHz – 30 MHz)



Test setup semi-anechoic chamber M276
Preliminary measurement

2 Test setups (Radiated 30 MHz – 1 GHz)




Test setup semi-anechoic chamber M276
Preliminary and final measurement

Annex A Test setup photos and equipment used for testing

3 Test setups (Radiated above 1 GHz)




EUT on positioner
Test setup semi-anechoic chamber with ground absorbers M276
Preliminary and final measurement
1 GHz – 18 GHz




EUT on positioner
Test setup semi-anechoic chamber with ground absorbers M276
Preliminary and final measurement
1 GHz – 18 GHz

Annex A Test setup photos and equipment used for testing



EUT on positioner
Test setup semi-anechoic chamber with ground absorbers M276
Preliminary and final measurement
18 GHz – 26.5 GHz

4 Test setups (Conducted @ antenna port)



Test setup conducted @ antenna port
Preliminary and final measurement
9 kHz – 26.5 GHz

Annex A Test setup photos and equipment used for testing

5 Test setups (AC power line conducted)



Test setup shielded room M4
Preliminary and final measurement
150 kHz – 30 MHz