

Annex B Test setup photos




Test setup semi anechoic chamber with EUT 5b (9 kHz to 1 GHz), position 1

Annex B Test setup photos




Test setup semi anechoic chamber with EUT 5b (9 kHz to 1 GHz), position 2

Annex B **Test setup photos**




Test setup semi anechoic chamber with EUT 5b (9 kHz to 30 MHz)

Annex B Test setup photos




Test setup semi anechoic chamber with EUT 5b (30 MHz to 1 GHz)

Annex B **Test setup photos**




Test setup fully anechoic chamber with EUT 5b (<40 GHz)

Annex B **Test setup photos**




Test setup fully anechoic chamber with EUT 5b (1 GHz to 12 GHz)

Annex B **Test setup photos**



Test setup fully shielded chamber with EUT 5b (>12 GHz)

Annex B Test setup photos




Test setup shielded chamber with EUT 5b (>330 GHz)

Annex B Test setup photos



Test setup temperature chamber with EUT 5b (with isolation)

Annex B Test setup photos




Test setup temperature chamber with EUT 5b (isolation removed)

Annex B Test setup photos



Test setup shielded chamber with EUT 5b (conducted emissions on power supply line)

Annex B **Test setup photos**




Test setup semi anechoic chamber with EUT 6b (9 kHz to 1 GHz), position 1

Annex B Test setup photos




Test setup semi anechoic chamber with EUT 6b (9 kHz to 1 GHz), position 2

Annex B **Test setup photos**



Test setup semi anechoic chamber with EUT 6b (9 kHz to 30 MHz)

Annex B **Test setup photos**




Test setup semi anechoic chamber with EUT 6b (30 MHz to 1 GHz)

Annex B **Test setup photos**




Test setup fully anechoic chamber with EUT 6b (<40 GHz)

Annex B **Test setup photos**



Test setup fully anechoic chamber with EUT 6b (1 GHz to 12 GHz)

Annex B **Test setup photos**



Test setup shielded chamber with EUT 6b (>12 GHz)

Annex B **Test setup photos**



Test setup fully shielded chamber with EUT 6b (>330 GHz)

Annex B Test setup photos



Test setup shielded chamber with EUT 6b (conducted emissions on power supply line)