

**FCC PART 90 TEST REPORT**

**for**

**RF DATARADIO**

**Model No.: 52-7880LC2**

**FCC ID: L9N-7880LC2**

of

Applicant: **AES Corporation**

Address: **285 Newbury Street, Peabody, MA01960 USA**

Tested and Prepared

by

**Worldwide Testing Services (Taiwan) Co., Ltd.**

**FCC Registration No.: 930600**

**Industry Canada filed test laboratory Reg. No. IC 5679A-1**

**A2LA Accredited No.: 2732.01**




**Report No.: W6M21102-11262-C-1-R**

6F, NO. 58, LANE 188, RUEY-KUANG RD., NEIHU TAIPEI 114, TAIWAN, R.O.C.  
TEL: 886-2-66068877      FAX: 886-2-66068879      E-mail: [wts@wts-lab.com](mailto:wts@wts-lab.com)



## TABLE OF CONTENTS


<b>1.</b>	<b>GENERAL INFORMATION .....</b>	<b>3</b>
1.1	NOTES.....	3
1.2	TESTING LABORATORY .....	4
1.2.1	Location .....	4
1.2.2	Details of accreditation status .....	4
1.3	DETAILS OF APPROVAL HOLDER.....	5
1.4	APPLICATION DETAILS .....	5
1.5	GENERAL INFORMATION OF TEST ITEM .....	5
1.6	TEST STANDARDS.....	6
<b>2.</b>	<b>TECHNICAL TEST .....</b>	<b>7</b>
2.1	SUMMARY OF TEST RESULTS .....	7
2.2	TEST ENVIRONMENT .....	7
2.3	DESCRIPTION OF TESTED SYSTEM.....	7
2.4	TEST EQUIPMENT LIST .....	8
2.5	GENERAL TEST PROCEDURE .....	11
<b>3.</b>	<b>TEST RESULTS (ENCLOSURE) .....</b>	<b>12</b>
<b>4.</b>	<b>MODULATION CHARACTERISTICS .....</b>	<b>13</b>
4.1	TEST PROCEDURE.....	13
4.2	TEST SETUP .....	13
4.3	TEST RESULTS .....	14
4.3.1	Audio Frequency Response.....	14
4.3.2	AUDIO INPUT VERSUS MODULATION.....	18
4.3.3	Necessary Bandwidth.....	22
<b>5.</b>	<b>FREQUENCY STABILITY .....</b>	<b>29</b>
5.1	TEST PROCEDURES.....	29
5.2	TEST SETUP .....	29
5.3	TEST RESULT .....	30
<b>6.</b>	<b>TRANSMITTER OUTPUT POWER.....</b>	<b>32</b>
6.1	TEST PROCEDURES.....	32
6.2	TEST SETUP .....	32
6.3	TEST RESULT .....	33
6.3.1	Conducted Power.....	33
6.3.2	Radiated Power.....	33
6.4	LIMIT .....	36
<b>7.</b>	<b>EMISSION MASKS .....</b>	<b>37</b>
7.1	TEST PROCEDURES.....	37
7.2	TEST SETUP .....	37
7.3	TEST RESULT .....	37
<b>8.</b>	<b>TRANSMITTER SPURIOUS RADIATED EMISSION .....</b>	<b>44</b>



# **Worldwide Testing Services(Taiwan) Co., Ltd.**

Registration number: W6M21102-11262-C-1-R  
FCC ID: L9N-7880LC2

8.1	TEST PROCEDURES.....	44
8.2	TEST SETUP .....	44
8.3	TEST RESULT .....	45
<b>9.</b>	<b>TRANSMITTER SPURIOUS CONDUCTED EMISSION.....</b>	<b>54</b>
9.1	TEST PROCEDURES.....	54
9.2	TEST SETUP .....	54
9.3	TEST RESULT .....	54
<b>10.</b>	<b>TRANSIENT FREQUENCY BEHAVIOR .....</b>	<b>67</b>
10.1	TEST PROCEDURES.....	67
10.2	TEST SETUP .....	67
10.3	TEST RESULT .....	68
<b>11.</b>	<b>RECEIVER RADIATED SPURIOUS EMISSION.....</b>	<b>72</b>
11.2	TEST SETUP .....	72
11.3	TEST RESULT .....	73
<b>12.</b>	<b>MAXIMUM PERMISSIBLE EXPOSURE.....</b>	<b>82</b>
12.1	APPLICABLE STANDARD .....	82
12.2	MPE CALCULATION METHOD .....	82



Registration number: W6M21102-11262-C-1-R  
FCC ID: L9N-7880LC2

**1. General Information**

**1.1 Notes**

The purpose of conformity testing is to increase the probability of adherence to the essential requirements or conformity specifications, as appropriate.

The complexity of the technical specifications, however, means that full and thorough testing is impractical for both technical and economic reasons.

Furthermore, there is no guarantee that a test sample which has passed all the relevant tests conforms to a specification.


Neither is there any guarantee that such a test sample will interwork with other genuinely open systems. The existence of the tests nevertheless provides the confidence that the test sample possesses the qualities as maintained and that its performance generally conforms to representative cases of communications equipment.

The test results of this test report relate exclusively to the item tested as specified in 1.5.

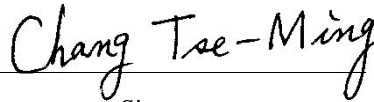
The test report may only be reproduced or published in full.


Reproduction or publication of extracts from the report requires the prior written approval of the Worldwide Testing Services(Taiwan) Co., Ltd.

**Tester:**

March 31, 2011	Danny Sung	
_____	_____	_____
Date	WTS-Lab. Name	Signature

**Technical responsibility for area of testing:**

March 31, 2011	Chang Tse-Ming	
_____	_____	_____
Date	WTS Name	Signature



# Worldwide Testing Services(Taiwan) Co., Ltd.

Registration number: W6M21102-11262-C-1-R  
FCC ID: L9N-7880LC2

## 1.2 Testing laboratory

### 1.2.1 Location

OATS  
No.5-1, Lishui, Shuang Sing Village,  
Wanli Dist., New Taipei City 207,  
Taiwan (R.O.C.)

Company  
Worldwide Testing Services(Taiwan) Co., Ltd.  
6F, NO. 58, LANE 188, RUEY-KUANG RD.  
NEIHU, TAIPEI 114, TAIWAN R.O.C.  
Tel : 886-2-66068877  
Fax : 886-2-66068879

### 1.2.2 Details of accreditation status

Accredited testing laboratory

A2LA accredited number: 2732.01


FCC filed test laboratory Reg. No. 930600

Industry Canada filed test laboratory Reg. No. IC 5679A-1



### Test location, where different from Worldwide Testing Services (Taiwan) Co., Ltd. :

Name:	./.
Accredited number:	./.
Street:	./.
Town:	./.
Country:	./.
Telephone:	./.
Fax:	./.



Registration number: W6M21102-11262-C-1-R  
FCC ID: L9N-7880LC2

**1.3 Details of approval holder**

Name: AES Corporation  
Street: 285 Newbury Street, Peabody, MA01960  
City: ./.  
Country: USA  
Telephone: 978-5357310  
Fax: 978-5357313

**1.4 Application details**

Date of receipt of test item: March 2, 2011  
Date of test: from March 2, 2011 to March 31, 2011

**1.5 General information of Test item**

Type of test item: RF DATARADIO  
Model Number: 52-7880LC2  
Brand Name: ./.  
Multi-listing model number: ./.  
Photos: See appendix

**Technical data**

Operating frequency band:

Frequency(MHz)	Used Band
406.1~430	<input checked="" type="checkbox"/>
450~470	<input checked="" type="checkbox"/>

Sample tested frequency:


Mode 1 is 12.5 kHz bandwidth (406.1 ~ 430 MHz)  
Mode 2 is 12.5 kHz bandwidth (450~470 MHz)  
Mode 3 is 25 kHz bandwidth (406.1 ~ 430MHz)  
Mode 4 is 25 kHz bandwidth (450~470 MHz)

Number of RF-channels: 16

Type of modulation: FM

Designation of emission: 10K0F1D / 10K0F2D (406.1 ~ 430 MHz)  
10K1F1D / 10K1F2D (450~470 MHz)

Antenna Type / Gain: Monopole antenna / 4.8 dBi



# Worldwide Testing Services(Taiwan) Co., Ltd.

Registration number: W6M21102-11262-C-1-R  
FCC ID: L9N-7880LC2

Connection of Antenna:  detachable  not detachable

Power Rating: DC 6V


Operation modes: half-simplex

## **Manufacturer:** (if applicable)

Name: Hermes Electronics Co., Ltd  
Street: No 185-1, 4FL, 38th Road, Taichung Industrial Park,  
Town: Taichung (407)  
Country: Taiwan

## **1.6 Test standards**

Technical standard: FCC RULES PART 90 (2009-10)



Registration number: W6M21102-11262-C-1-R  
FCC ID: L9N-7880LC2

**2. Technical test**

**2.1 Summary of test results**

No deviations from the technical specification(s) were ascertained in the course of the tests performed.

**or**

The deviations as specified in 3 were ascertained in the course of the tests performed.

**2.2 Test environment**

Temperature: 23 °C  
Relative humidity content: 20 ... 75 %  
Air pressure: 86-103 KPa


**2.3 Description of Tested System**

The EUT was tested with the Accessories or Peripherals Listed below:

Equipment	Model No.	Series No.	Software	Cable information	Note
--	--	--	--	--	--
--	--	--	--	--	--
--	--	--	--	--	--
--	--	--	--	--	--
--	--	--	--	--	--
--	--	--	--	--	--

Explanation: The EUT was configured as stand alone device, and there are no accessories or peripherals during the test.






# Worldwide Testing Services(Taiwan) Co., Ltd.

Registration number: W6M21102-11262-C-1-R

FCC ID: L9N-7880LC2

## 2.4 Test Equipment List

No.	Test equipment	Type	Serial No.	Manufacturer	Cal. Date	Next Cal. Date
ETSTW-CE 001	EMI TEST RECEIVER	ESHS10	842121/013	R&S	2010/9/2	2011/9/1
ETSTW-CE 005	Line-Impedance Stabilisation Network	NNBM 8126D	137	Schwarzbeck	2010/9/8	2011/9/7
ETSTW-CE 006	IMPULSBEGRENZER PULSE LIMITER	ESH3-Z2	100226	R&S	2010/5/8	2011/5/7
ETSTW-CE 007	SPECTRUM ANALYZER 5GHz	FSB	849670/001	R&S	Pre-test Use NCR	
ETSTW-CE 008	HF-EICHLITUNG RF STEP ATTENUATOR 139dB DPSP	334.6010.02	844581/024	R&S	Function Test	
ETSTW-CE 009	TEMP.&HUMIDITY CHAMBER	GTH-225-40-1P-U	MAA0305-009	GIANT FORCE	2010/7/21	2011/7/20
ETSTW-CE 013	CISPR 22 TWO BALANCED TELECOM PAIRS IMPEDANCE STABILIZATION NETWORK	FCC-TLISN-T4-02	20242	FCC	2010/10/21	2011/10/20
ETSTW-CE 015	CISPR 22 TWO BALANCED TELECOM PAIRS IMPEDANCE STABILIZATION NETWORK	FCC-TLISN-T8-02	20307	FCC	2010/9/6	2011/9/5
ETSTW-CE 016	TWO-LINE V-NETWORK	ENV216	100050	R&S	2011/2/21	2012/2/20
ETSTW-RE 002	Function Generator	33220A	MY43004982	Agilent	Function Test	
ETSTW-RE 003	EMI TEST RECEIVER	ESI 26	831438/001	R&S	2010/8/10	2011/8/9
ETSTW-RE 004	EMI TEST RECEIVER	ESI 40	832427/004	R&S	2010/9/14	2011/9/13
ETSTW-RE 005	EMI TEST RECEIVER	ESVS10	843207/020	R&S	2010/9/2	2011/9/1
ETSTW-RE 006	Attenuator 10dB	50HF-010-5N-1	None	STEP	2011/3/1	2012/2/28
ETSTW-RE 010	ABSORBING CLAMP	MDS 21	3469	Schwarzbeck	2010/9/6	2011/9/5
ETSTW-RE 012	TUNABLE BANDREJECT FILTER	D.C 0309	146	K&L	Function Test	
ETSTW-RE 013	TUNABLE BANDREJECT FILTER	D.C 0336	397	K&L	Function Test	
ETSTW-RE 018	MICROWAVE HORN ANTENNA	AT4560	27212	AR	2010/10/4	2011/10/3
ETSTW-RE 020	MICROWAVE HORN ANTENNA	AT4002A	306915	AR	Function Test	
ETSTW-RE 021	SWEEP GENERATOR	SWM05	835130/010	R&S	2010/8/20	2011/8/19
ETSTW-RE 027	Passive Loop Antenna	6512	00034563	EMCO	2010/7/22	2011/7/21
ETSTW-RE 028	Log-Periodic Dipole Array Antenna	3148	34429	EMCO	2010/4/14	2011/4/13
ETSTW-RE 029	Biconical Antenna	3109	33524	EMCO	2010/4/14	2011/4/13
ETSTW-RE 030	Double-Ridged Guide Horn Antenna	3117	00035224	EMCO	2011/2/25	2012/2/24
ETSTW-RE 032	Millivoltmeter	URV 55	849086/013	R&S	2010/10/4	2011/10/3
ETSTW-RE 033	WaveRunner 6000A Serise Oscilloscope	WAVERUNNER 6100A	LCRY0604P14508	LeCroy	Function Test	
ETSTW-RE 034	Power Sensor	URV5-Z4	839313/006	R&S	2010/10/4	2011/10/3
ETSTW-RE 042	Biconical Antenna	HK116	100172	R&S	2011/1/14	2012/1/13
ETSTW-RE 044	Log-Periodic Antenna	HL050	100094	R&S	2010/5/11	2011/5/10
ETSTW-RE 047	PSA SERIES SPECTRUM ANALYZER	E4445A	MY46181369	Agilent	Pre-test Use NCR	
ETSTW-RE 048	Triple Loop Antenna	HXYZ 9170	HXYZ 9170-134	Schwarzbeck	2010/8/30	2011/8/29
ETSTW-RE 049	TRILOG Super Broadband test Antenna	VULB 9160	9160-3185	Schwarzbeck	2010/4/13	2011/4/12
ETSTW-RE 050	Attenuator 10dB	50HF-010-1	None	JFW	2011/3/1	2012/2/28




# Worldwide Testing Services(Taiwan) Co., Ltd.

Registration number: W6M21102-11262-C-1-R

FCC ID: L9N-7880LC2


ETSTW-RE 051	Attenuator 6dB	50HF-006-1	None	JFW	2011/3/1	2012/2/28
ETSTW-RE 053	Attenuator 3dB	50HF-003-1	None	JFW	2011/3/1	2012/2/28
ETSTW-RE 055	SPECTRUM ANALYZER	FSU 26	200074	R&S	2010/6/3	2011/6/2
ETSTW-RE 060	Attenuator 30dB	5015-30	F651012z-01	ATM	2011/3/1	2012/2/28
ETSTW-RE 061	Amplifier Module	CHC 1	None	ETS	2010/9/27	2011/9/26
ETSTW-RE 062	Amplifier Module	CHC 2	None	KMIC	2010/11/30	2011/11/29
ETSTW-RE 064	Bluetooth Test Set	MT8852B-042	6K00005709	Anritsu	Function Test	
ETSTW-RE 065	Amplifier	AMF-6F-18002650-25-10P	941608	MITEQ	2010/4/13	2011/4/12
ETSTW-RE 066	Highpass Filter	H1G013G1	206015	MICROWAVE CIRCUITS, INC.	2011/3/1	2012/2/28
ETSTW-RE 072	CELL SITE TEST SET	8921A	3339A00375	HP	2010/10/7	2011/10/6
ETSTW-RE 073	Power Meter	N1911A	MY45100769	Agilent	2011/1/10	2012/1/9
ETSTW-RE 074	Power Sensor	N1921A	MY45241198	Agilent	2011/1/10	2012/1/9
ETSTW-RE 081	Highpass Filter	H03G13G1	4260-02 DC0428	MICROWAVE CIRCUITS, INC.	2011/3/1	2012/2/28
ETSTW-RE 096	SIGNAL GENERATOR	SMIQ 03B	102274	R&S	2010/5/31	2011/5/30
ETSTW-RE 099	DC Block	50DB-007-1	None	JFW	2011/3/1	2012/2/28
ETSTW-RE 105	2.4GHz Notch Filter	NO124411	39555	MICROWAVE CIRCUITS, INC.	2011/3/1	2012/2/28
ETSTW-RE 106	Humidity Temperature Meter	TES-1366	091011113	TES	2011/3/1	2012/2/28
ETSTW-RE 111	Log-Periodic Dipole Array Antenna	VULB 9160	9160-3309	Schwarz beck	2010/12/17	2011/12/16
ETSTW-RE 114	2.4GHz Notch Filter	N0124411	473873	MICROWAVE CIRCUITS	2011/1/13	2012/1/12
ETSTW-GSM 002	Universal Radio Communication Tester	CMU 200	109439	R&S	2010/10/7	2011/10/6
ETSTW-GSM 019	Band Reject Filter	WRCTF824/849-822/851-40/12+9SS	3	WI	2011/1/14	2012/1/13
ETSTW-GSM 020	Band Reject Filter	WRCD1747/1748-1743/1752-32/5SS	1	WI	2011/1/14	2012/1/13
ETSTW-GSM 021	Band Reject Filter	WRCD1879.5/1880.5-1875.5/1884.5-32/5SS	3	WI	2011/1/14	2012/1/13
ETSTW-GSM 022	Band Reject Filter	WRCT901.9/903.1-904.25-50/8SS	1	WI	2011/1/14	2012/1/13
ETSTW-GSM 023	Power Divider	4901.19.A	None	SUHNER	2010/9/20	2011/9/19
ETSTW-Cable 002	Microwave Cable	SUCOFLEX 104 (S_Cable 7)	238093	HUBER+SUHNER	2010/9/27	2011/9/26
ETSTW-Cable 003	Microwave Cable	SUCOFLEX 104 (S_Cable 11)	209953	HUBER+SUHNER	2010/9/27	2011/9/26
ETSTW-Cable 010	BNC Cable	5 M BNC Cable	None	JYE BAO CO.,LTD.	2011/3/1	2012/2/28
ETSTW-Cable 011	BNC Cable	BNC Cable 1	None	JYE BAO CO.,LTD.	2010/8/19	2011/8/18
ETSTW-Cable 012	BNC Cable	BNC Cable 2	None	JYE BAO CO.,LTD.	2010/8/19	2011/8/18
ETSTW-Cable 013	Microwave Cable	SUCOFLEX 104 (S_Cable 5)	232345	HUBER+SUHNER	2011/3/1	2012/2/28
ETSTW-Cable 022	N TYPE Cable	OATS Cable 3	0002	JYE BAO CO.,LTD.	2011/3/1	2012/2/28
ETSTW-Cable 028	Microwave Cable	FA147A0015M2020	30064-2	UTIFLEX	2010/9/13	2011/9/12
ETSTW-Cable 029	Microwave Cable	FA147A0015M2020	30064-3	UTIFLEX	2010/9/13	2011/9/12
ETSTW-Cable 030	Microwave Cable	SUCOFLEX 104 (S_Cable 9)	279067	SPECTRUM	2011/1/28	2012/1/27



# Worldwide Testing Services(Taiwan) Co., Ltd.

Registration number: W6M21102-11262-C-1-R  
 FCC ID: L9N-7880LC2

ETSTW-Cable 031	Microwave Cable	SUCOFLEX 104 (S_Cable 10)	238092	HUBER+SUHNER	2010/11/30	2011/11/29
ETSTW-Cable 039	Microwave Cable	SUCOFLEX 104 (S_Cable 19)	316739	HUBER+SUHNER	2011/3/1	2012/2/28
ETSTW-Cable 043	Microwave Cable	SUCOFLEX 104	317576	HUBER+SUHNER	2010/11/30	2011/11/29
ETSTW-Cable 047	Microwave Cable	SUCOFLEX 104	325518	HUBER+SUHNER	2010/11/30	2011/11/29
WTSTW-SW 001	EMI TEST SOFTWARE	Harmonics-1000	None	EMC PARTNER	HARCS Version 4.16 Firmware Version 2.18	
WTSTW-SW 002	EMI TEST SOFTWARE	EZ EMC	None	Farad	Version ETS-03A1	
WTSTW-SW 003	EMS TEST SOFTWARE	i2	None	AUDIX	Version 3.2007-8-17b	
WTSTW-SW 005	GSM Fading Level Correction	GSMFadLevCor	None	R&S	Version 1.66	



Registration number: W6M21102-11262-C-1-R  
FCC ID: L9N-7880LC2


## **2.5 General Test Procedure**

**POWER LINE CONDUCTED INTERFERENCE:** The procedure used was ANSI STANDARD C63.4-2003 using a 50 $\mu$ H LISN (if necessary). Both lines were observed. The bandwidth of the spectrum analyzer was 10 kHz with an appropriate sweep speed.

**RADIATION INTERFERENCE:** The test procedure used was according to ANSI STANDARD C63.4-2003 employing a spectrum analyzer. For investigated frequency is equal to or below 1GHz, the RBW and VBW of the spectrum analyzer was 100 kHz and 100 kHz respectively with an appropriate sweep speed. For investigated frequency is above 1GHz, both of RBW and VBW of the spectrum analyzer were 1 MHz with an appropriate sweep speed. The analyzer was calibrated in dB above a microvolt at the output of the antenna.

For hand-held devices, an exploratory test was performed with three (3) orthogonal planes to determine the highest emissions.

Measurements were made by at the registered open field test site located at The Registration Number: 930600. When an emission was found, the table was rotated to produce the maximum signal strength. At this point, the antenna was raised and lowered from 1m to 4m. The antenna was placed in both the horizontal and vertical planes.




Registration number: W6M21102-11262-C-1-R  
FCC ID: L9N-7880LC2

**3. Test results (enclosure)**

TEST CASE	Para. Number	Required	Test passed	Test failed
Modulation Characteristics	2.1047(a) (b); 2.1033(c)	<input checked="" type="checkbox"/>	<input checked="" type="checkbox"/>	<input type="checkbox"/>
Frequency stability.	90.213	<input checked="" type="checkbox"/>	<input checked="" type="checkbox"/>	<input type="checkbox"/>
Transmitter Output Power	90.205	<input checked="" type="checkbox"/>	<input checked="" type="checkbox"/>	<input type="checkbox"/>
Emission masks	90.210	<input checked="" type="checkbox"/>	<input checked="" type="checkbox"/>	<input type="checkbox"/>
Transmitter Spurious Radiated Emission	90.210	<input checked="" type="checkbox"/>	<input checked="" type="checkbox"/>	<input type="checkbox"/>
Transmitter Spurious Conducted Emission	90.210	<input checked="" type="checkbox"/>	<input checked="" type="checkbox"/>	<input type="checkbox"/>
Transient frequency behavior	90.214	<input checked="" type="checkbox"/>	<input checked="" type="checkbox"/>	<input type="checkbox"/>
Receiver Radiated Spurious Emission	FCC part15B	<input checked="" type="checkbox"/>	<input checked="" type="checkbox"/>	<input type="checkbox"/>

The follows is intended to leave blank.



Registration number: W6M21102-11262-C-1-R  
FCC ID: L9N-7880LC2

#### **4. Modulation Characteristics**

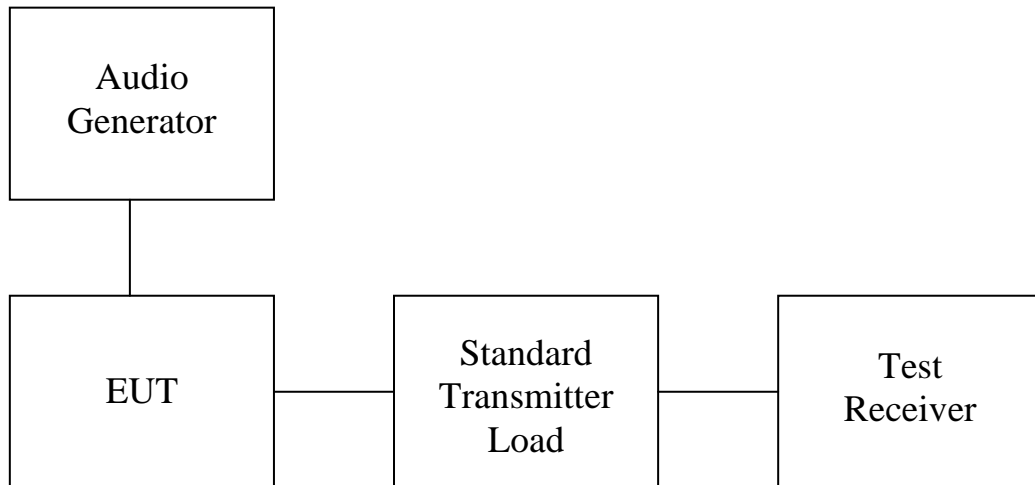
##### 4.1 Test procedure


Modulation limiting is the transmitter circuit's ability to limit the transmitter from producing deviations in excess of rated system deviation.

The audio signal generator is connected to the audio input of the EUT with its full rating.

The modulation response is measured at certain modulation frequencies, related to 1000Hz reference signal. Tests are performed for positive and negative modulation.

##### 4.2 Test Setup





Registration number: W6M21102-11262-C-1-R

FCC ID: L9N-7880LC2

4.3 Test results


4.3.1 Audio Frequency Response

Rule Part No.: Part 2.1047(a)(b) Method of Measurement: The audio frequency response was measured in accordance with TIA/EIA Specification 603 with no exception. A curve or equivalent data showing the frequency response of the audio modulating circuit over a range of 300 – 3000Hz shall be submitted. The audio frequency response curve is shown below.

Test Audio level (1kHz and 20% max. deviation): 25mV

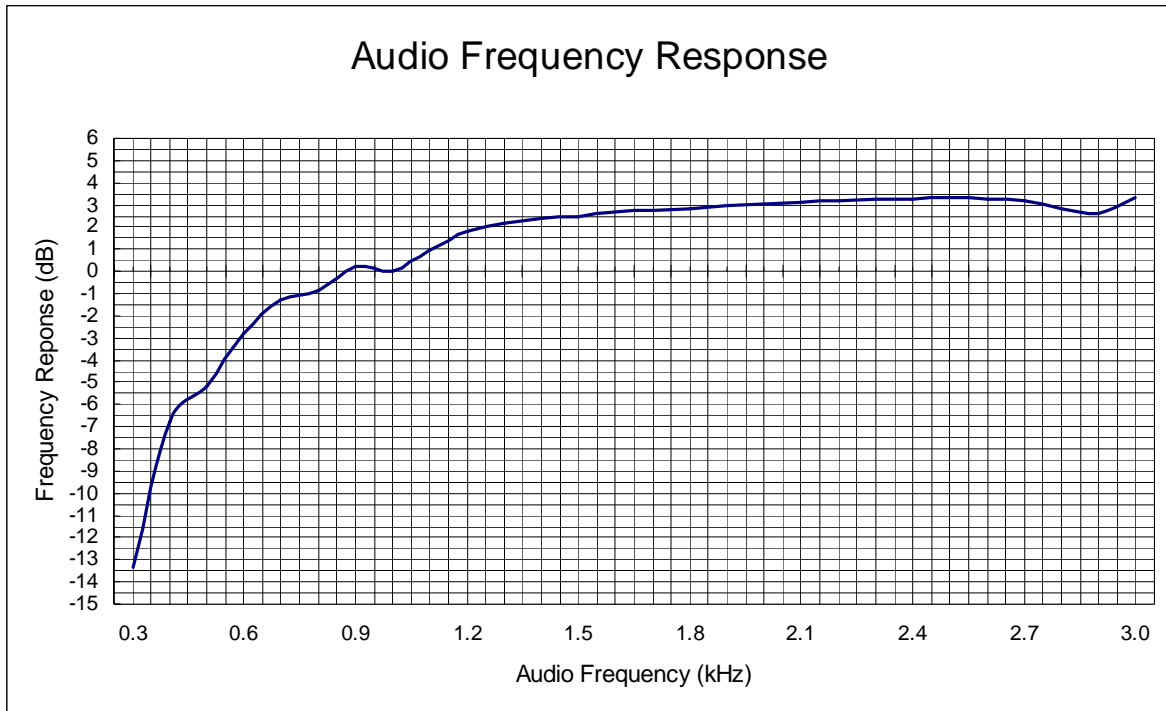
Mode 1 & 2

Audio Frequency (kHz)	A.R (dB)	F.D.	Audio Frequency (kHz)	A.R (dB)	F.D.
418 MHz, 12.5 kHz			460 MHz, 12.5 kHz		
0.3	-13.309	0.35	0.3	-13.416	0.35
0.4	-6.806	0.74	0.4	-7.395	0.7
0.5	-5.203	0.89	0.5	-5.021	0.92
0.6	-2.827	1.17	0.6	-3.235	1.13
0.7	-1.268	1.4	0.7	-1.820	1.33
0.8	-0.844	1.47	0.8	-0.660	1.52
0.9	0.212	1.66	0.9	-0.107	1.62
1.0	0.000	1.62	1.0	0.000	1.64
1.1	0.963	1.81	1.1	2.023	2.07
1.2	1.787	1.99	1.2	2.148	2.1
1.3	2.171	2.08	1.3	2.064	2.08
1.4	2.418	2.14	1.4	2.311	2.14
1.5	2.458	2.15	1.5	2.472	2.18
1.6	2.658	2.2	1.6	2.630	2.22
1.7	2.776	2.23	1.7	2.747	2.25
1.8	2.853	2.25	1.8	2.824	2.27
1.9	2.968	2.28	1.9	2.900	2.29
2.0	3.044	2.3	2.0	3.766	2.53
2.1	3.082	2.31	2.1	3.662	2.5
2.2	3.157	2.33	2.2	3.050	2.33
2.3	3.231	2.35	2.3	3.124	2.35
2.4	3.268	2.36	2.4	3.124	2.35
2.5	3.341	2.38	2.5	3.124	2.35
2.6	3.268	2.36	2.6	2.975	2.31
2.7	3.157	2.33	2.7	3.235	2.38
2.8	2.853	2.25	2.8	3.198	2.37
2.9	2.579	2.18	2.9	3.050	2.33
3.0	3.341	2.38	3.0	3.124	2.35

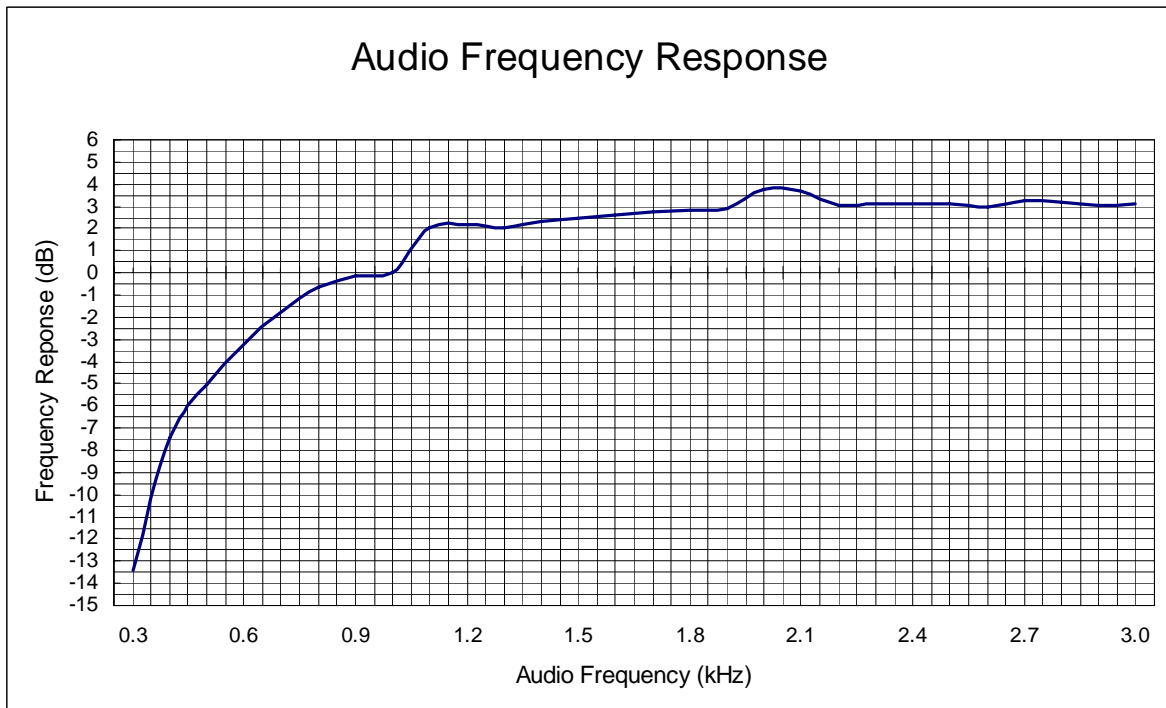


Registration number: W6M21102-11262-C-1-R  
FCC ID: L9N-7880LC2


Mode 1 (418 MHz, 12.5 kHz)



Mode 2 (460 MHz, 12.5 kHz)








# Worldwide Testing Services(Taiwan) Co., Ltd.

Registration number: W6M21102-11262-C-1-R

FCC ID: L9N-7880LC2

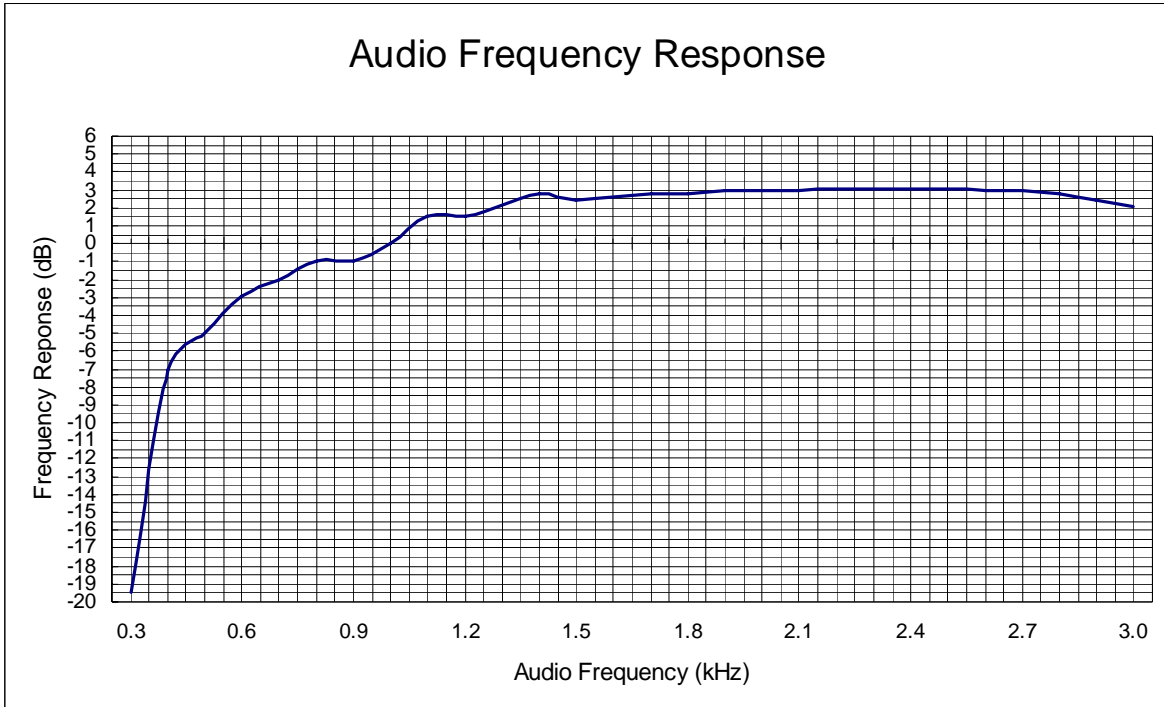
## Mode 3 & 4

Audio Frequency (kHz)	A.R (dB)	F.D.	Audio Frequency (kHz)	A.R (dB)	F.D.
418 MHz, 25kHz			460 MHz, 25 kHz		
0.3	-19.436	0.35	0.3	-20.576	0.35
0.4	-7.030	1.46	0.4	-8.473	1.41
0.5	-5.021	1.84	0.5	-7.267	1.62
0.6	-2.933	2.34	0.6	-5.222	2.05
0.7	-2.018	2.6	0.7	-3.962	2.37
0.8	-0.951	2.94	0.8	-2.639	2.76
0.9	-0.951	2.94	0.9	-1.491	3.15
1.0	0.000	3.28	1.0	0.000	3.74
1.1	1.570	3.93	1.1	-0.140	3.68
1.2	1.570	3.93	1.2	0.819	4.11
1.3	2.168	4.21	1.3	0.904	4.15
1.4	2.747	4.5	1.4	1.008	4.2
1.5	2.412	4.33	1.5	1.312	4.35
1.6	2.611	4.43	1.6	1.412	4.4
1.7	2.747	4.5	1.7	1.568	4.48
1.8	2.785	4.52	1.8	1.645	4.52
1.9	2.919	4.59	1.9	1.665	4.53
2.0	2.938	4.6	2.0	1.703	4.55
2.1	2.975	4.62	2.1	1.798	4.6
2.2	3.050	4.66	2.2	1.835	4.62
2.3	3.050	4.66	2.3	1.835	4.62
2.4	3.050	4.66	2.4	1.910	4.66
2.5	3.013	4.64	2.5	1.966	4.69
2.6	2.994	4.63	2.6	1.985	4.7
2.7	2.994	4.63	2.7	1.835	4.62
2.8	2.766	4.51	2.8	1.684	4.54
2.9	2.392	4.32	2.9	1.798	4.6
3.0	2.064	4.16	3.0	0.841	4.12

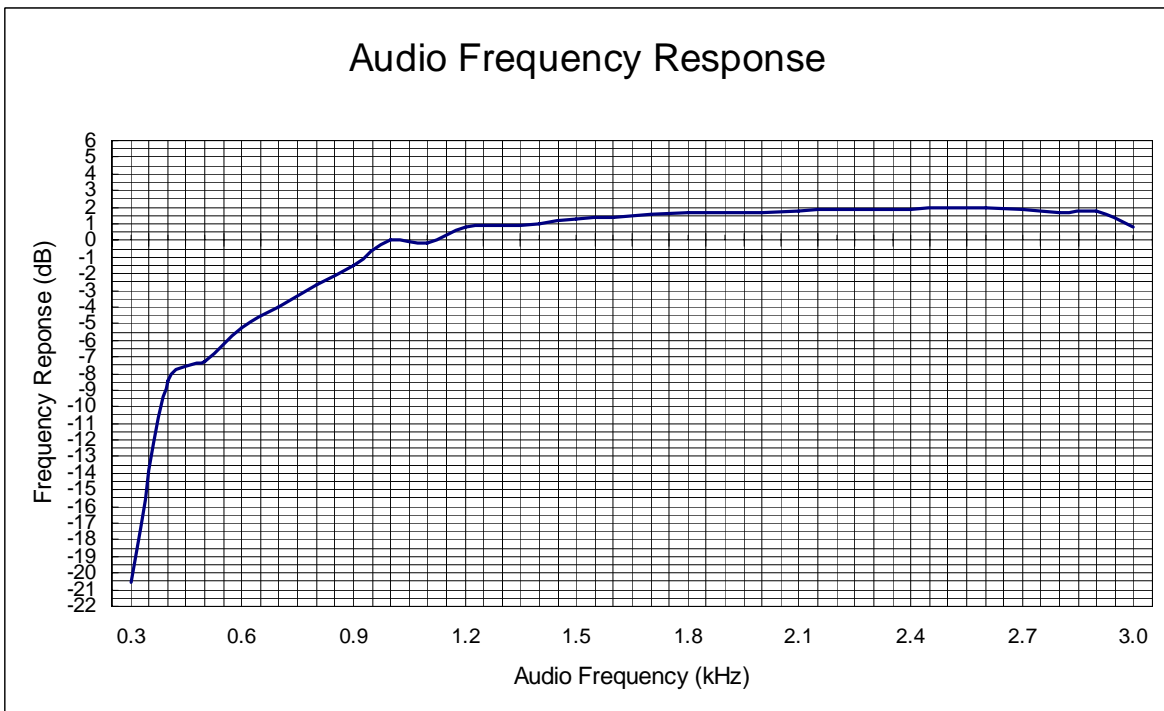


Registration number: W6M21102-11262-C-1-R  
FCC ID: L9N-7880LC2


Mode 3 (418 MHz, 25 kHz)



Mode 4 (460 MHz, 25 kHz)



Test equipment used: ETSTW-RE 072



Registration number: W6M21102-11262-C-1-R  
 FCC ID: L9N-7880LC2

4.3.2 AUDIO INPUT VERSUS MODULATION

Rule Part No.: Part 2.1047(b) & 90


Test Requirements: Modulation cannot exceed 100%

Method of Measurement: The audio input level needed for a particular percentage of modulation was measured in accordance with TIA/EIA Specification 603. The audio input curves versus modulation are shown below. Curves are provided for audio input frequencies of 300, 1000, and 3000 Hz.

EUT Max deviation: 5kHz 60% EUT Max deviation: 3kHz

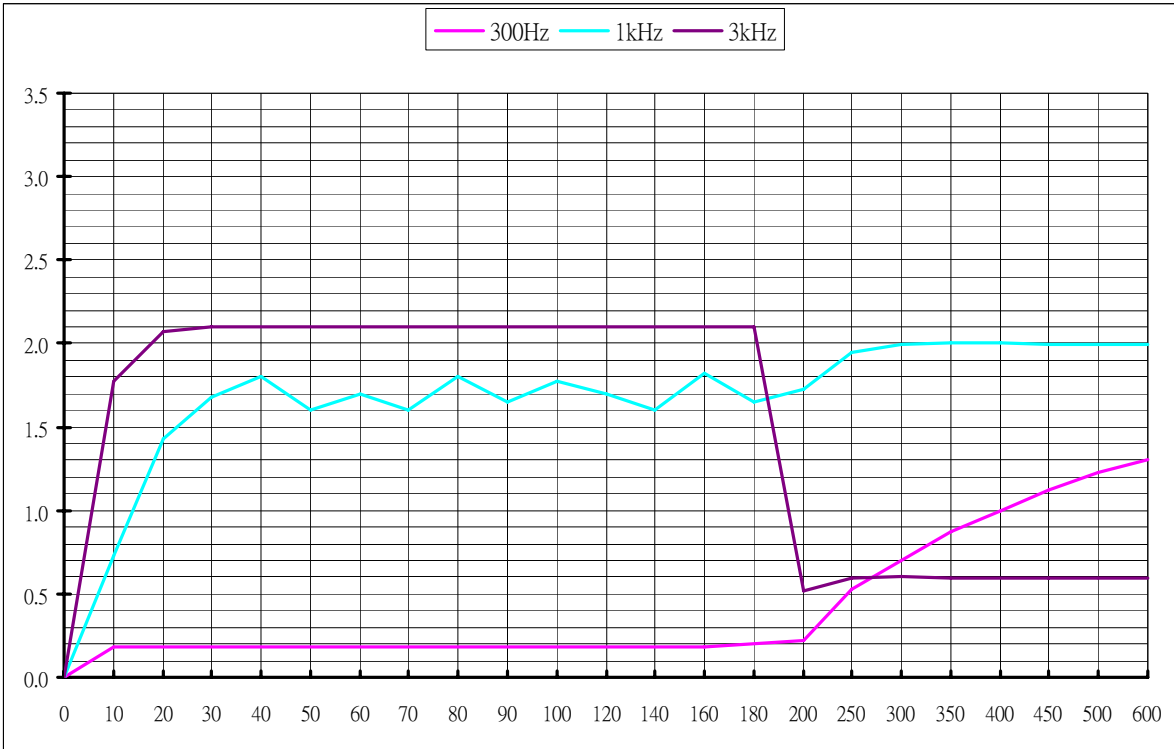
Mode 1 & 2

Input Audio Level (mV)	300Hz	1kHz	3kHz	Input Audio Level (mV)	300Hz	1kHz	3kHz
418 MHz, 12.5 kHz				460 MHz, 12.5 kHz			
0	0.0	0.0	0.0	0.3	-13.416	0.35	0.3
10	0.18	0.73	1.77	0.4	-7.395	0.7	0.4
20	0.18	1.43	2.07	0.5	-5.021	0.92	0.5
30	0.18	1.68	2.10	0.6	-3.235	1.13	0.6
40	0.18	1.80	2.10	0.7	-1.820	1.33	0.7
50	0.18	1.60	2.10	0.8	-0.660	1.52	0.8
60	0.18	1.70	2.10	0.9	-0.107	1.62	0.9
70	0.18	1.60	2.10	1.0	0.000	1.64	1.0
80	0.18	1.80	2.10	1.1	2.023	2.07	1.1
90	0.18	1.65	2.10	1.2	2.148	2.1	1.2
100	0.18	1.77	2.10	1.3	2.064	2.08	1.3
120	0.18	1.70	2.10	1.4	2.311	2.14	1.4
140	0.18	1.60	2.10	1.5	2.472	2.18	1.5
160	0.18	1.82	2.10	1.6	2.630	2.22	1.6
180	0.20	1.65	2.10	1.7	2.747	2.25	1.7
200	0.22	1.73	0.52	1.8	2.824	2.27	1.8
250	0.53	1.95	0.59	1.9	2.900	2.29	1.9
300	0.70	1.99	0.60	2.0	3.766	2.53	2.0
350	0.87	2.00	0.59	2.1	3.662	2.5	2.1
400	1.00	2.00	0.59	2.2	3.050	2.33	2.2
450	1.12	1.99	0.59	2.3	3.124	2.35	2.3
500	1.23	1.99	0.59	2.4	3.124	2.35	2.4
600	1.30	1.99	0.59	2.5	3.124	2.35	2.5

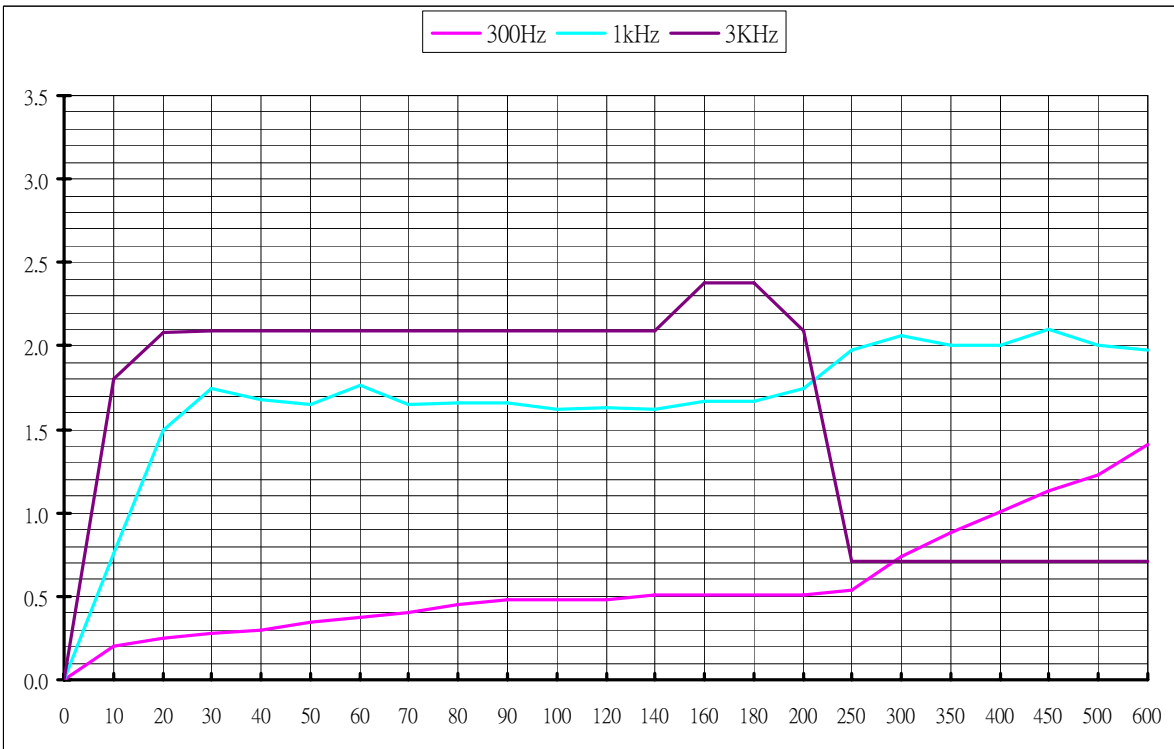



Registration number: W6M21102-11262-C-1-R  
FCC ID: L9N-7880LC2

Mode 1 (418 MHz, 12.5 kHz)



Mode 2 (460 MHz, 12.5 kHz)






# Worldwide Testing Services(Taiwan) Co., Ltd.

Registration number: W6M21102-11262-C-1-R

FCC ID: L9N-7880LC2

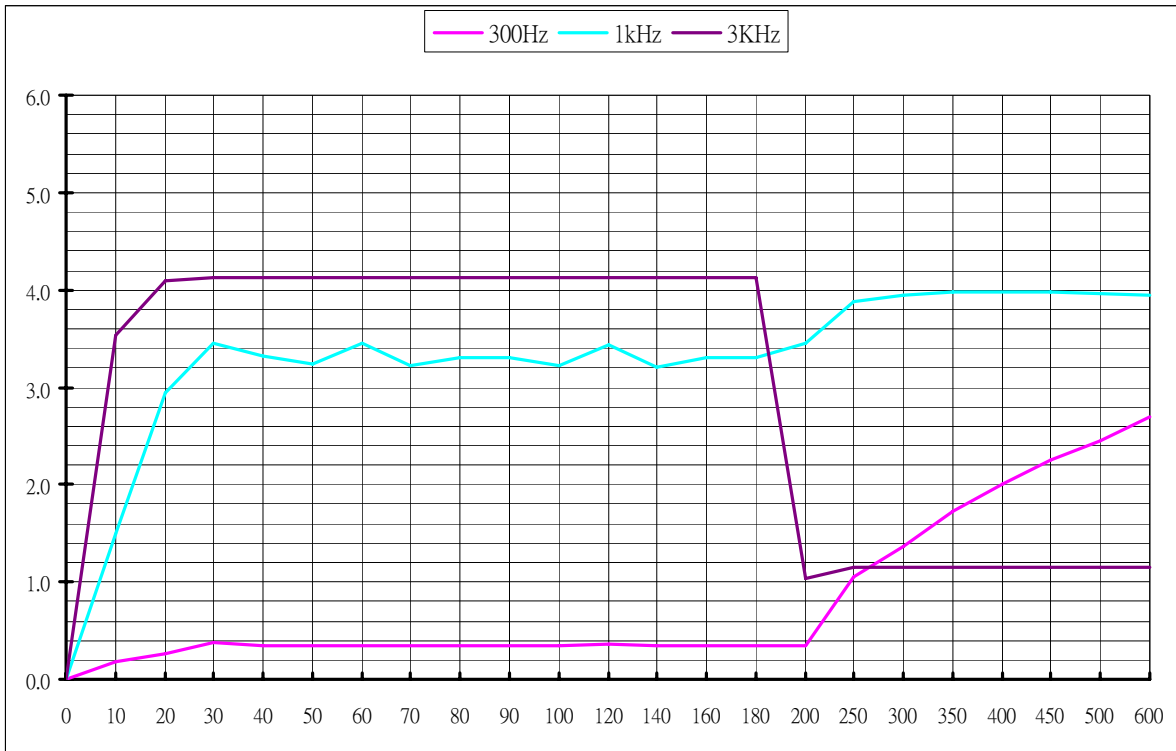
Mode 3 & 4

Input Audio Level (mV)	300Hz	1kHz	3kHz	Input Audio Level (mV)	300Hz	1kHz	3kHz
418 MHz, 25 kHz				460 MHz, 25 kHz			
0	0.0	0.0	0.0	0	0.0	0.0	0.0
10	0.20	1.50	3.52	10	0.18	1.50	3.53
20	0.29	2.96	4.09	20	0.27	2.95	4.10
30	0.38	3.38	4.14	30	0.37	3.46	4.13
40	0.35	3.63	4.11	40	0.34	3.32	4.13
50	0.36	3.23	4.12	50	0.34	3.24	4.13
60	0.37	3.45	4.12	60	0.34	3.45	4.13
70	0.36	3.22	4.12	70	0.34	3.22	4.13
80	0.37	3.32	4.12	80	0.34	3.31	4.13
90	0.37	3.31	4.12	90	0.34	3.31	4.13
100	0.36	3.23	4.12	100	0.34	3.23	4.13
120	0.38	3.45	4.12	120	0.36	3.44	4.13
140	0.35	3.22	4.12	140	0.34	3.21	4.13
160	0.36	3.32	4.12	160	0.34	3.30	4.13
180	0.35	3.32	4.12	180	0.35	3.30	4.13
200	0.35	3.49	1.04	200	0.35	3.45	1.03
250	1.11	3.89	1.15	250	1.05	3.88	1.15
300	1.45	3.96	1.15	300	1.37	3.95	1.15
350	1.80	3.97	1.16	350	1.72	3.97	1.15
400	2.07	3.97	1.17	400	2.01	3.97	1.15
450	2.32	3.97	1.16	450	2.25	3.97	1.15
500	2.54	3.96	1.16	500	2.45	3.96	1.15
600	2.84	3.95	1.15	600	2.70	3.95	1.15

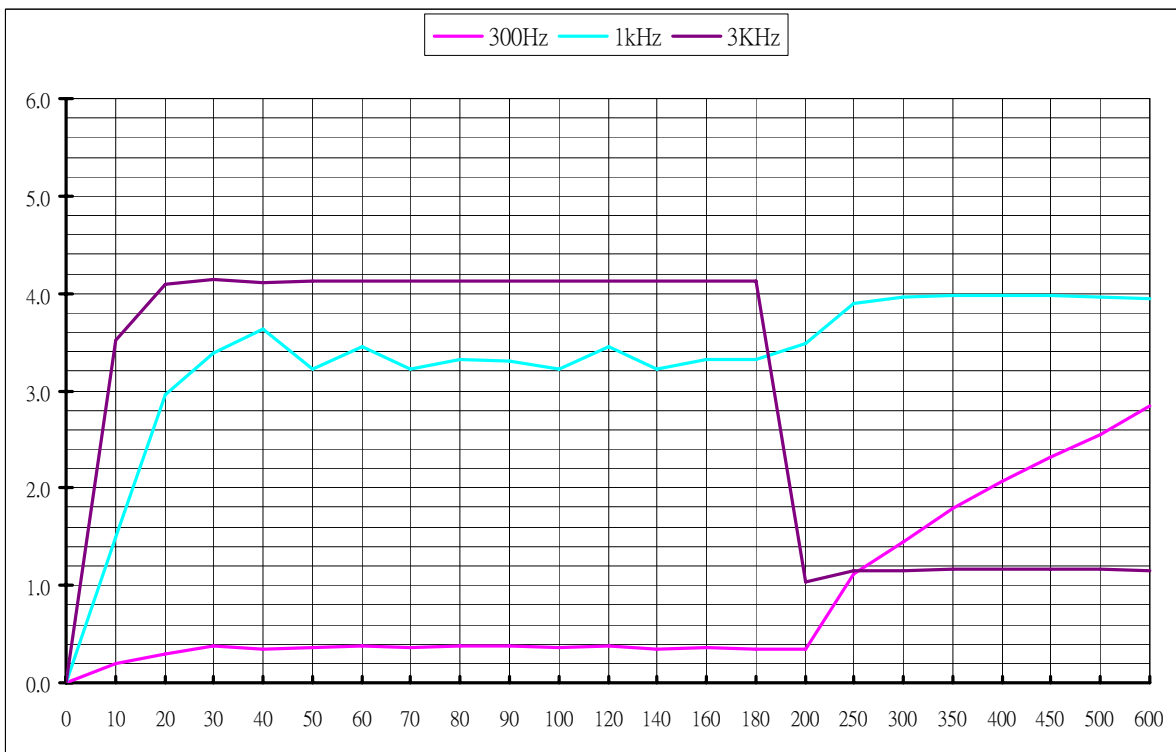


Registration number: W6M21102-11262-C-1-R  
FCC ID: L9N-7880LC2

Mode 3 (418 MHz, 25 kHz)



Mode 4 (460MHz, 25 kHz)



Test equipment used: ETSTW-RE 072

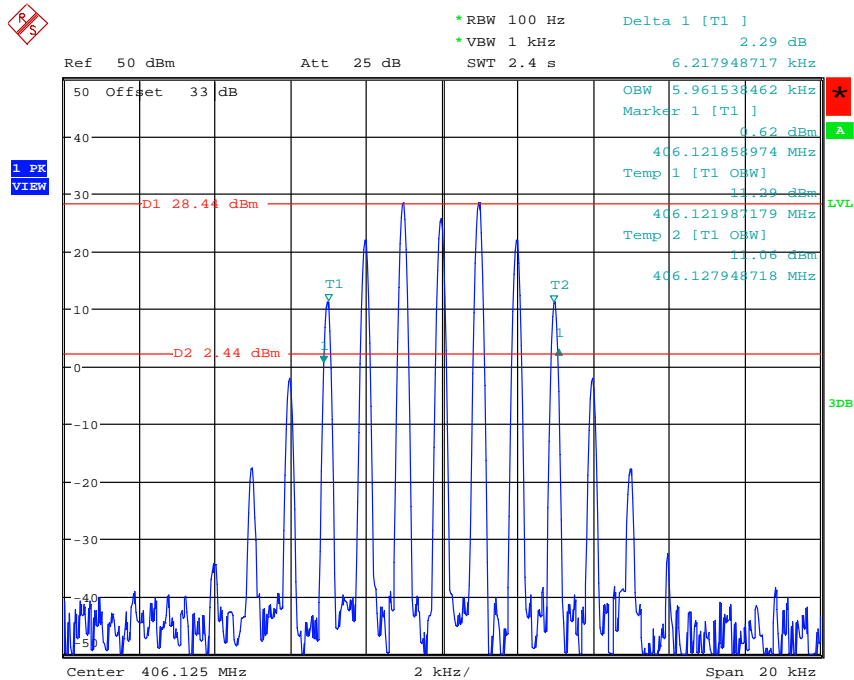


Registration number: W6M21102-11262-C-1-R  
 FCC ID: L9N-7880LC2


### 4.3.3 Necessary Bandwidth

(Mode 1 & 2) 12.5 kHz

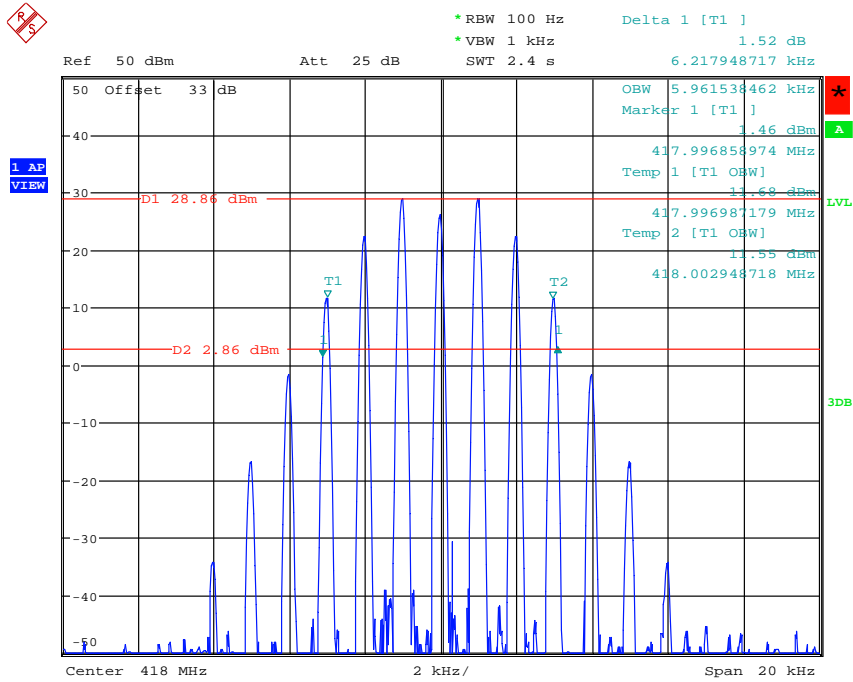
Frequency (MHz)	26dB Bandwidth (kHz)	99% Occupied Bandwidth (kHz)	Max. Limit (kHz)
406.125	6.218	5.962	11.25
418	6.218	5.962	11.25
429.975	6.218	5.962	11.25
450.025	6.282	6.058	11.25
460	6.245	6.058	11.25
469.975	6.245	6.058	11.25



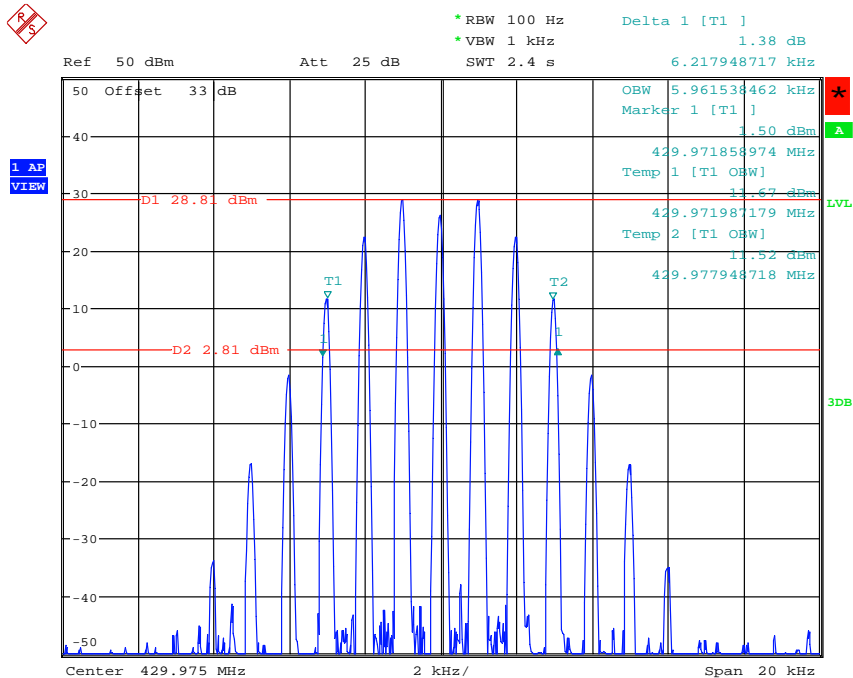
OBW Bandwidth  
 Date: 2.MAR.2011 04:08:08



Registration number: W6M21102-11262-C-1-R  
FCC ID: L9N-7880LC2




OBW Bandwidth  
Date: 2.MAR.2011 04:09:44



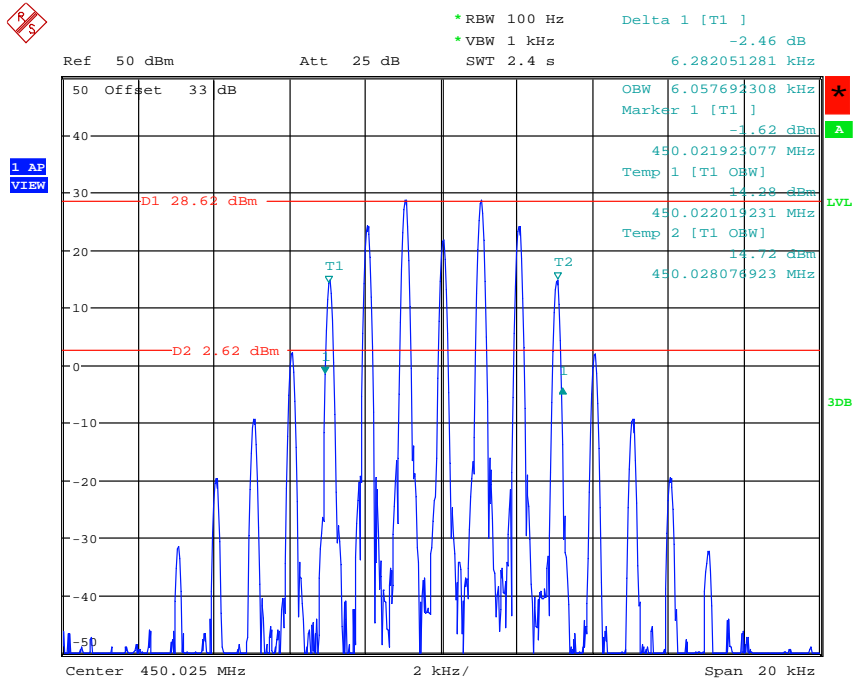
OBW Bandwidth  
Date: 2.MAR.2011 04:11:18



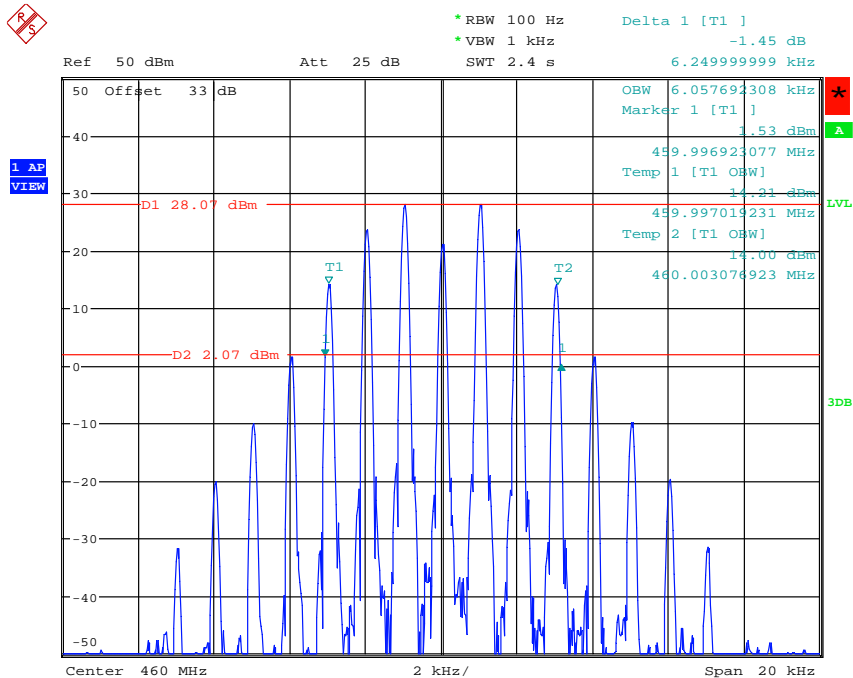


# Worldwide Testing Services(Taiwan) Co., Ltd.


Registration number: W6M21102-11262-C-1-R  
FCC ID: L9N-7880LC2



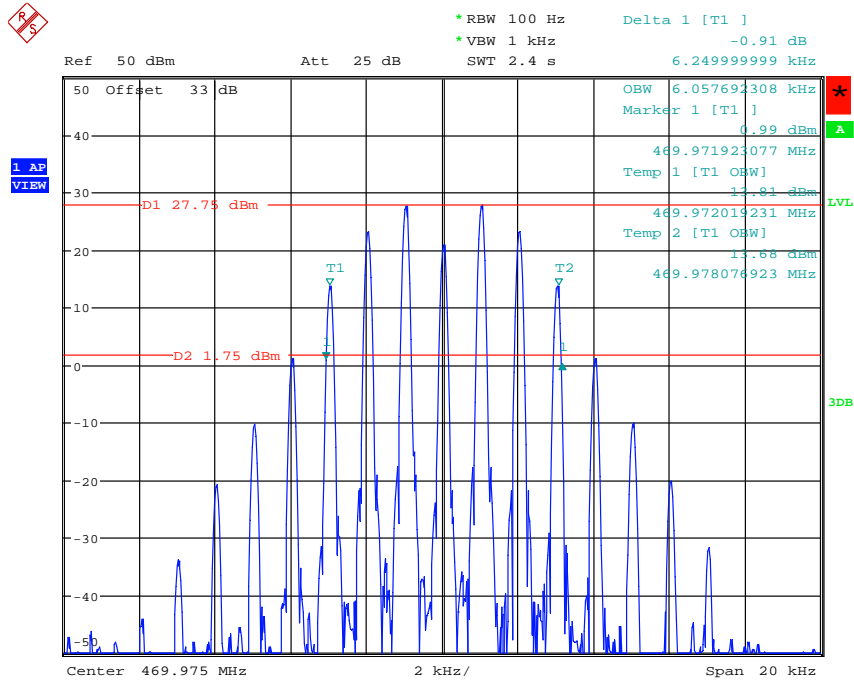
OBW Bandwidth  
Date: 2.MAR.2011 04:19:56



OBW Bandwidth  
Date: 2.MAR.2011 04:21:31




Registration number: W6M21102-11262-C-1-R  
 FCC ID: L9N-7880LC2



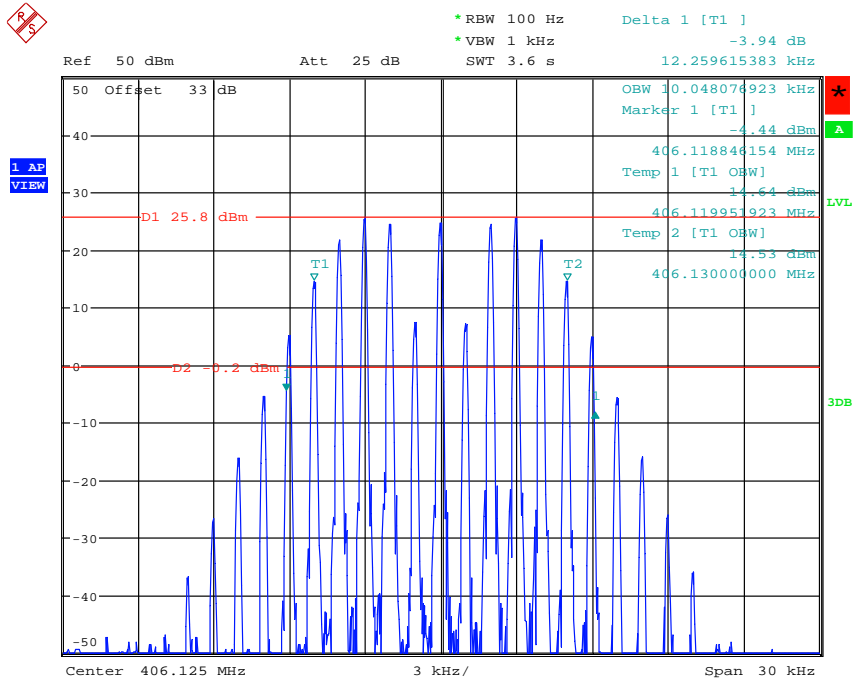
OBW Bandwidth  
 Date: 2.MAR.2011 04:22:51

(Mode 3 & 4) 25 kHz

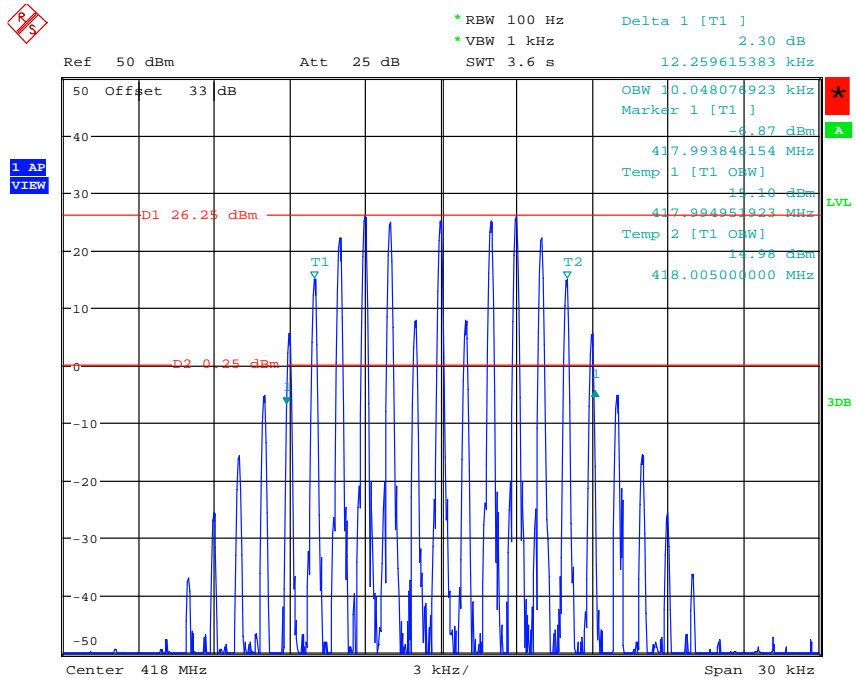
Frequency (MHz)	26dB Bandwidth (kHz)	99% Occupied Bandwidth (kHz)	Max. Limit (kHz)
406.125	12.260	10.048	20
418	12.260	10.048	20
429.975	12.260	10.048	20
450.025	12.260	10.048	20
460	12.260	10.096	20
469.975	12.260	10.096	20




Registration number: W6M21102-11262-C-1-R  
FCC ID: L9N-7880LC2



OBW Bandwidth  
Date: 2.MAR.2011 04:43:07

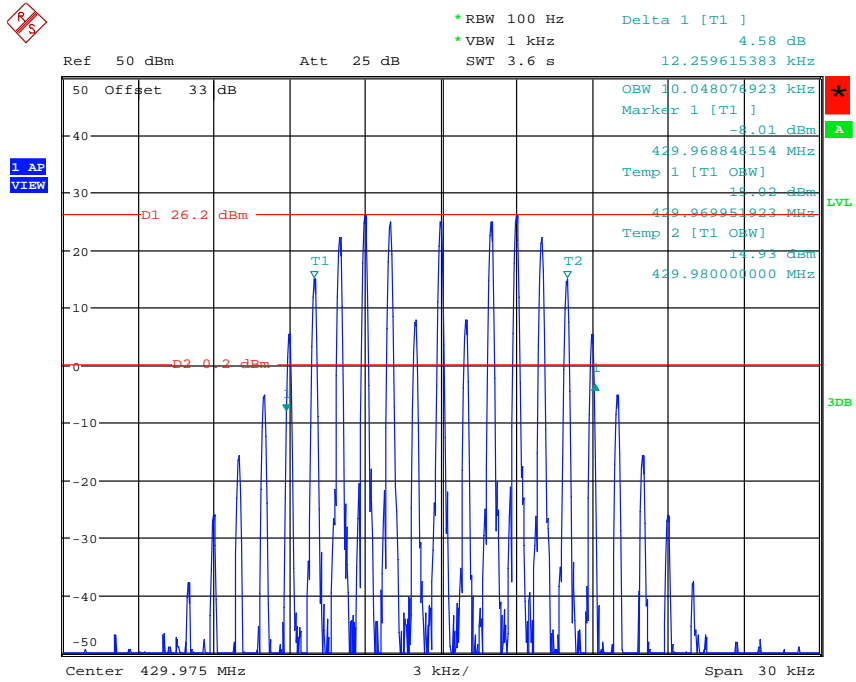


OBW Bandwidth  
Date: 2.MAR.2011 04:40:41

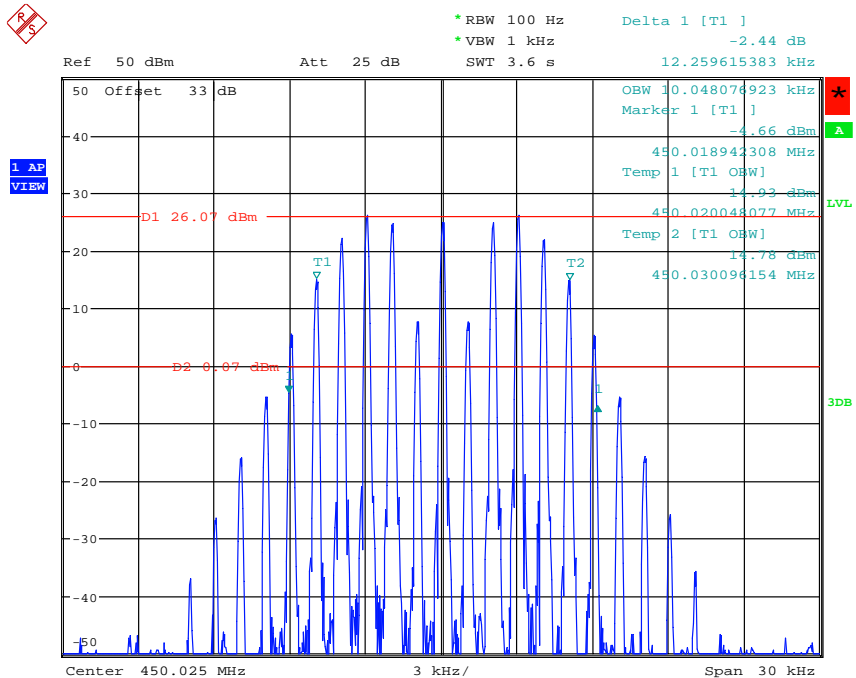


# Worldwide Testing Services(Taiwan) Co., Ltd.

Registration number: W6M21102-11262-C-1-R  
FCC ID: L9N-7880LC2



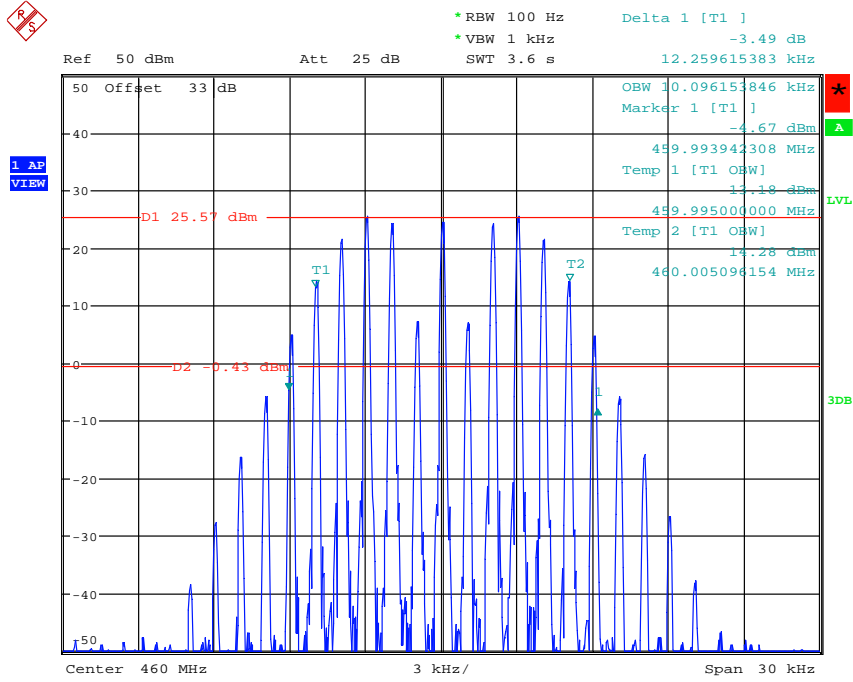
OBW Bandwidth  
Date: 2.MAR.2011 04:39:27



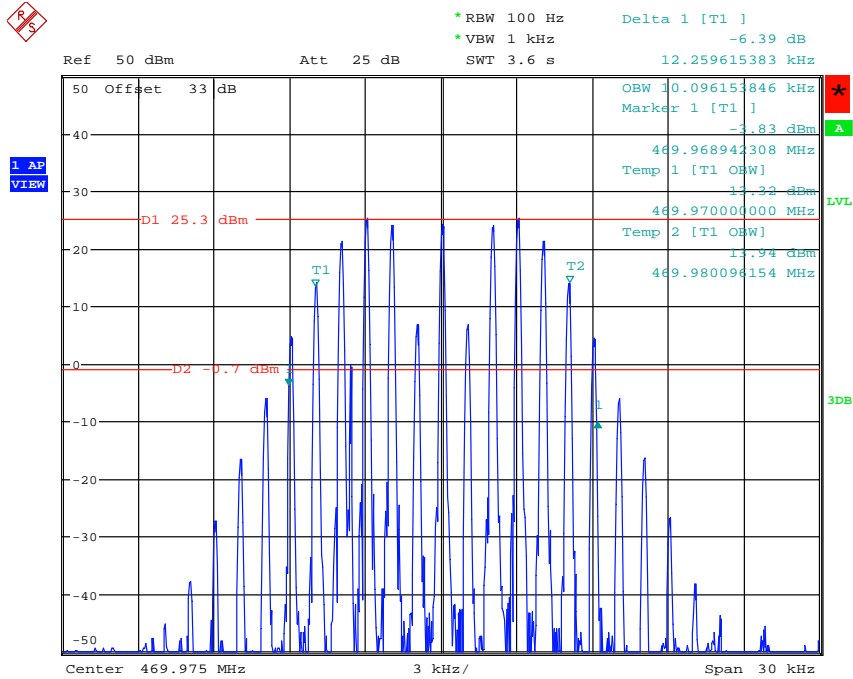
OBW Bandwidth  
Date: 2.MAR.2011 04:45:44



Registration number: W6M21102-11262-C-1-R  
FCC ID: L9N-7880LC2



OBW Bandwidth  
Date: 2.MAR.2011 04:47:08



OBW Bandwidth  
Date: 2.MAR.2011 04:48:29

Test equipment used: ETSTW-RE 055, ETSTW-RE072

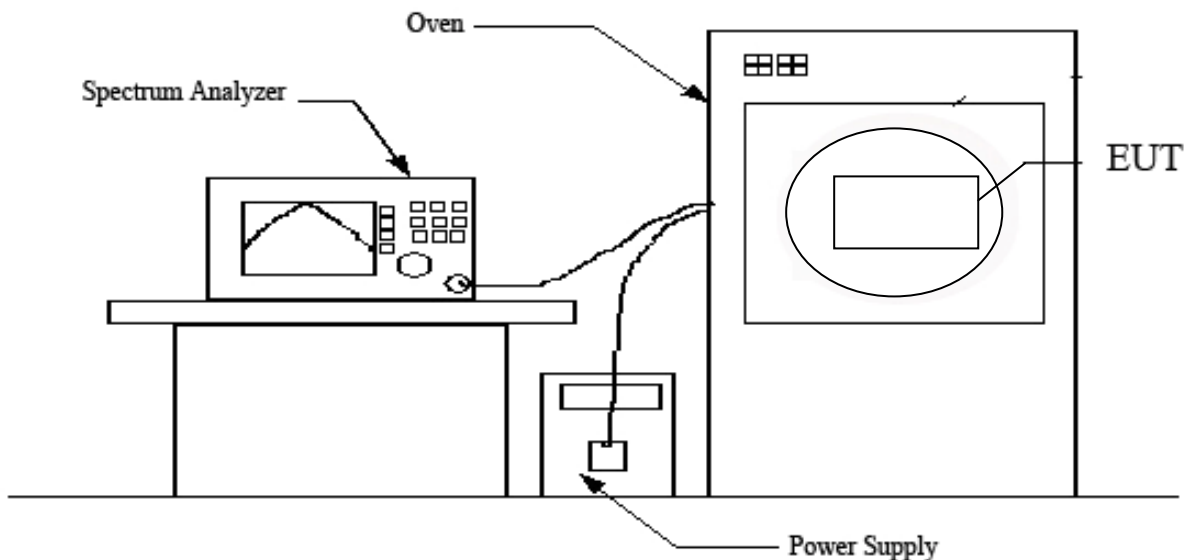
Registration number: W6M21102-11262-C-1-R  
FCC ID: L9N-7880LC2


## 5. Frequency stability

### 5.1 Test Procedures

1. The transmitter output is connected to the spectrum analyzer through an attenuator.
2. Set RBW of spectrum analyzer to 1kHz and VBW to 1kHz.
3. Use peak detector mode, Max-hold and search the peak of trace 1.
4. According to the part 2.1055(d)(1), the supply voltage has to be changed from 85 to 115 percent of the nominal value.
5. According to the part 2.1055(a)(1), extreme temperature has to be changed from  $-20^{\circ}\text{C}$  to  $50^{\circ}\text{C}$ .
6. Read the frequency of the carrier and calculate the deviation.

### 5.2 Test Setup






Registration number: W6M21102-11262-C-1-R  
 FCC ID: L9N-7880LC2

5.3 Test Result

406.1~430MHz

Voltage VS. Frequency Stability	
Voltage	Measurement Frequency
6 VDC	418 MHz
6.9 VDC	418.000031 MHz
5.4 VDC	417.999935 MHz
Max Deviation (MHz)	0.000065
Max Deviation (ppm)	0.155
Limit (ppm)	2.5
Temperature VS. Frequency Stability	
Temperature (°C)	Measurement Frequency
-20.00	417.999915 MHz
-10.00	417.999944 MHz
0.00	417.999882 MHz
10.00	417.999858 MHz
20.00	417.999967 MHz
30.00	417.999973 MHz
40.00	417.999978 MHz
50.00	417.999913 MHz
Max Deviation (MHz)	0.000142
Max Deviation (ppm)	0.34
Limit (ppm)	2.5



Registration number: W6M21102-11262-C-1-R  
 FCC ID: L9N-7880LC2

450~470MHz

Voltage VS. Frequency Stability	
Voltage	Measurement Frequency
6 VDC	460 MHz
6.9 VDC	460.000054 MHz
5.4 VDC	459.999932 MHz
Max Deviation (MHz)	0.000068 MHz
Max Deviation (ppm)	0.14
Limit (ppm)	2.5
Temperature VS. Frequency Stability	
Temperature (°C)	Measurement Frequency
-20.00	459.999450 MHz
-10.00	459.999738 MHz
0.00	459.999820 MHz
10.00	459.999840 MHz
20.00	460.000021 MHz
30.00	460.000040 MHz
40.00	460.000015 MHz
50.00	460.000006 MHz
Max Deviation (MHz)	0.00055
Max Deviation (ppm)	1.19
Limit (ppm)	2.5

Test equipment used: ETSTW-RE 055



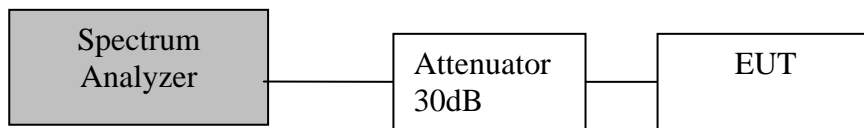
Registration number: W6M21102-11262-C-1-R  
 FCC ID: L9N-7880LC2

## 6. Transmitter Output Power

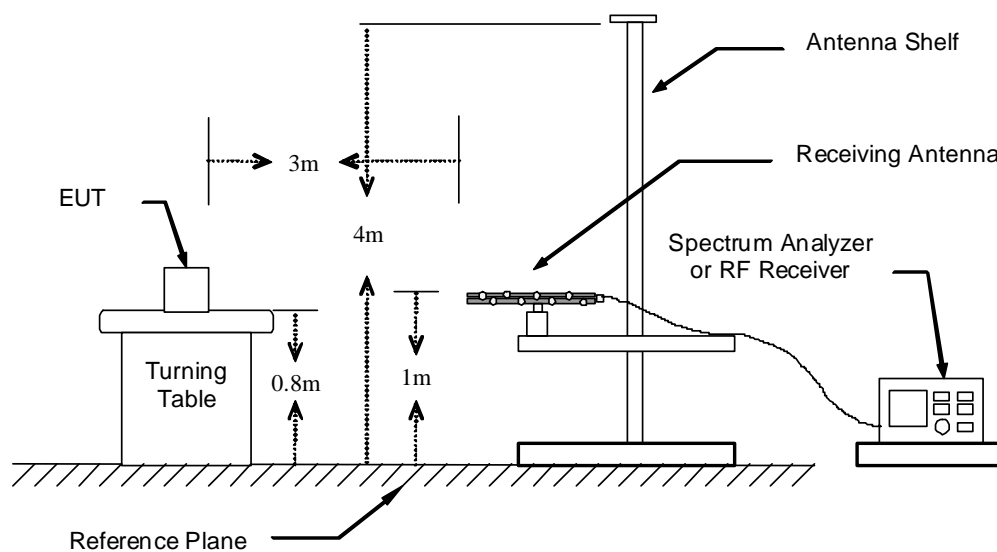
### 6.1 Test Procedures

1. The EUT was placed on the top of the turntable in semi-anechoic chamber.
2. The test shall be made in the transmitting mode. Antenna tower was scan (from 1 M to 4 M) and the turn table was rotated by 360 degrees to determine the position of the highest radiation.
3. The receiving Horn antenna was placed 0.5 meters far away from the turntable.
4. The receiving antenna was fixed on the same height with the EUT to find maximum suspected emissions. Recorded suspected value is indicated as Read Level (Raw).
5. Replace the EUT by standard antenna and feed the RF port by signal generator.
6. Adjust the frequency of the signal generator to the suspected emission and slightly rotate the turntable to locate the position with maximum reading.
7. Adjust the power level of the signal generator to reach the same reading with Read Level (Raw).
8. The level of the spurious emission is the power level of (7) plus the gain of the standard antenna in dB and minus the loss of the cable used between the signal generator and the standard antenna.


### 6.2 Test Setup



Setup for Conducted Power



Setup for Radiated Power



Registration number: W6M21102-11262-C-1-R  
 FCC ID: L9N-7880LC2

6.3 Test Result

6.3.1 Conducted Power

12.5 kHz		25 kHz	
406.125 MHz	34.13 dBm	406.125 MHz	34.09 dBm
418 MHz	34.54 dBm	418 MHz	34.63 dBm
429 MHz	34.51 dBm	429 MHz	34.57 dBm
450 MHz	34.47 dBm	450 MHz	34.64 dBm
460 MHz	34.04 dBm	460 MHz	34.01 dBm
469 MHz	33.99 dBm	469 MHz	33.98 dBm

6.3.2 Radiated Power

12.5 kHz

Model: 52-7880LC2 Date: 2011/3/6  
 Mode: 406.125 MHz Temperature: 24 °C Engineer: Danny  
 Polarization: Horizontal Humidity: 60 %

Frequency (MHz)	Reading (dBm) Peak	Factor (dB) Corr.	Result (dBm)	Limit (dBm)	Margin (dB)	Table Degree (Deg.)	Ant. High (cm)
406.1250	-11.81	28.74	16.93	43.00	-26.07	125	150

Polarization: Vertical


Frequency (MHz)	Reading (dBm) Peak	Factor (dB) Corr.	Result (dBm)	Limit (dBm)	Margin (dB)	Table Degree (Deg.)	Ant. High (cm)
406.1234	0.31	26.51	26.82	43.00	-16.18	130	150

Mode: 418 MHz  
 Polarization: Horizontal

Frequency (MHz)	Reading (dBm) Peak	Factor (dB) Corr.	Result (dBm)	Limit (dBm)	Margin (dB)	Table Degree (Deg.)	Ant. High (cm)
418.0000	-6.61	28.97	22.36	43.00	-20.64	135	150

Polarization: Vertical

Frequency (MHz)	Reading (dBm) Peak	Factor (dB) Corr.	Result (dBm)	Limit (dBm)	Margin (dB)	Table Degree (Deg.)	Ant. High (cm)
418.0000	2.85	27.25	30.10	43.00	-12.90	135	150



# Worldwide Testing Services(Taiwan) Co., Ltd.

Registration number: W6M21102-11262-C-1-R

FCC ID: L9N-7880LC2

Mode: 429.975 MHz

Polarization: Horizontal

Frequency (MHz)	Reading (dBm) Peak	Factor (dB) Corr.	Result (dBm)	Limit (dBm)	Margin (dB)	Table Degree (Deg.)	Ant. High (cm)
429.9734	-4.92	28.86	23.94	43.00	-19.06	145	150

Polarization: Vertical

Frequency (MHz)	Reading (dBm) Peak	Factor (dB) Corr.	Result (dBm)	Limit (dBm)	Margin (dB)	Table Degree (Deg.)	Ant. High (cm)
429.9734	1.70	27.64	29.34	43.00	-13.66	110	150

Mode: 450.025 MHz

Polarization: Horizontal

Frequency (MHz)	Reading (dBm) Peak	Factor (dB) Corr.	Result (dBm)	Limit (dBm)	Margin (dB)	Table Degree (Deg.)	Ant. High (cm)
450.0250	-2.31	28.73	26.42	43.00	-16.58	130	150

Polarization: Vertical

Frequency (MHz)	Reading (dBm) Peak	Factor (dB) Corr.	Result (dBm)	Limit (dBm)	Margin (dB)	Table Degree (Deg.)	Ant. High (cm)
450.0250	2.04	28.42	30.46	43.00	-12.54	120	150

Mode: 460 MHz

Polarization: Horizontal

Frequency (MHz)	Reading (dBm) Peak	Factor (dB) Corr.	Result (dBm)	Limit (dBm)	Margin (dB)	Table Degree (Deg.)	Ant. High (cm)
459.9984	-2.95	28.75	25.80	43.00	-17.20	135	150


Polarization: Vertical

Frequency (MHz)	Reading (dBm) Peak	Factor (dB) Corr.	Result (dBm)	Limit (dBm)	Margin (dB)	Table Degree (Deg.)	Ant. High (cm)
459.9968	2.01	28.92	30.93	43.00	-12.07	140	150

Mode: 469.975 MHz

Polarization: Horizontal

Frequency (MHz)	Reading (dBm) Peak	Factor (dB) Corr.	Result (dBm)	Limit (dBm)	Margin (dB)	Table Degree (Deg.)	Ant. High (cm)
469.9734	-4.44	28.73	24.29	43.00	-18.71	125	150



# Worldwide Testing Services(Taiwan) Co., Ltd.

Registration number: W6M21102-11262-C-1-R

FCC ID: L9N-7880LC2

Polarization: Vertical

Frequency (MHz)	Reading (dBm) Peak	Factor (dB) Corr.	Result (dBm)	Limit (dBm)	Margin (dB)	Table Degree (Deg.)	Ant. High (cm)
469.9750	1.38	29.18	30.56	43.00	-12.44	120	150

25 kHz

Model: 52-7880LC2 Date: 2011/3/6  
 Mode: 406.125 MHz Temperature: 24 °C Engineer: Danny  
 Polarization: Horizontal Humidity: 60 %

Frequency (MHz)	Reading (dBm) Peak	Factor (dB) Corr.	Result (dBm)	Limit (dBm)	Margin (dB)	Table Degree (Deg.)	Ant. High (cm)
406.1218	-10.99	28.74	17.75	43.00	-25.25	115	150

Polarization: Vertical

Frequency (MHz)	Reading (dBm) Peak	Factor (dB) Corr.	Result (dBm)	Limit (dBm)	Margin (dB)	Table Degree (Deg.)	Ant. High (cm)
406.1234	0.34	26.51	26.85	43.00	-16.15	135	150

Mode: 418 MHz  
 Polarization: Horizontal

Frequency (MHz)	Reading (dBm) Peak	Factor (dB) Corr.	Result (dBm)	Limit (dBm)	Margin (dB)	Table Degree (Deg.)	Ant. High (cm)
417.9952	-7.15	28.97	21.82	43.00	-21.18	140	150

Polarization: Vertical


Frequency (MHz)	Reading (dBm) Peak	Factor (dB) Corr.	Result (dBm)	Limit (dBm)	Margin (dB)	Table Degree (Deg.)	Ant. High (cm)
417.9968	2.84	27.25	30.09	43.00	-12.91	125	150

Mode: 429.975 MHz  
 Polarization: Horizontal

Frequency (MHz)	Reading (dBm) Peak	Factor (dB) Corr.	Result (dBm)	Limit (dBm)	Margin (dB)	Table Degree (Deg.)	Ant. High (cm)
429.9734	-4.67	28.86	24.19	43.00	-18.81	120	150

Polarization: Vertical

Frequency (MHz)	Reading (dBm) Peak	Factor (dB) Corr.	Result (dBm)	Limit (dBm)	Margin (dB)	Table Degree (Deg.)	Ant. High (cm)
429.9750	1.69	27.64	29.33	43.00	-13.67	130	150



# Worldwide Testing Services(Taiwan) Co., Ltd.

Registration number: W6M21102-11262-C-1-R

FCC ID: L9N-7880LC2

Mode: 450.025 MHz

Polarization: Horizontal

Frequency (MHz)	Reading (dBm) Peak	Factor (dB) Corr.	Result (dBm)	Limit (dBm)	Margin (dB)	Table Degree (Deg.)	Ant. High (cm)
450.0250	-2.20	28.73	26.53	43.00	-16.47	125	150

Polarization: Vertical

Frequency (MHz)	Reading (dBm) Peak	Factor (dB) Corr.	Result (dBm)	Limit (dBm)	Margin (dB)	Table Degree (Deg.)	Ant. High (cm)
450.0250	1.97	28.42	30.39	43.00	-12.61	130	150

Mode: 460 MHz

Polarization: Horizontal

Frequency (MHz)	Reading (dBm) Peak	Factor (dB) Corr.	Result (dBm)	Limit (dBm)	Margin (dB)	Table Degree (Deg.)	Ant. High (cm)
459.9984	-3.15	28.75	25.60	43.00	-17.40	135	150

Polarization: Vertical

Frequency (MHz)	Reading (dBm) Peak	Factor (dB) Corr.	Result (dBm)	Limit (dBm)	Margin (dB)	Table Degree (Deg.)	Ant. High (cm)
459.9984	1.97	28.92	30.89	43.00	-12.11	125	150

Mode: 469.975 MHz

Polarization: Horizontal

Frequency (MHz)	Reading (dBm) Peak	Factor (dB) Corr.	Result (dBm)	Limit (dBm)	Margin (dB)	Table Degree (Deg.)	Ant. High (cm)
469.9734	-4.41	28.73	24.32	43.00	-18.68	135	150

Polarization: Vertical

Frequency (MHz)	Reading (dBm) Peak	Factor (dB) Corr.	Result (dBm)	Limit (dBm)	Margin (dB)	Table Degree (Deg.)	Ant. High (cm)
469.9734	1.28	29.18	30.46	43.00	-12.54	130	150

Test equipment used: ETSTW-RE 055, ETSTW-RE 072

Note: See attached diagrams in appendix.

## 6.4 Limit

Power limit according to FCC § 90.261: 20 watts (43 dBm)

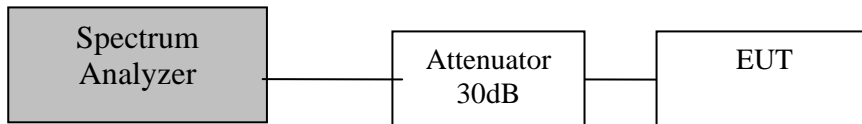
Registration number: W6M21102-11262-C-1-R  
FCC ID: L9N-7880LC2

## 7. Emission masks

### 7.1 Test Procedures

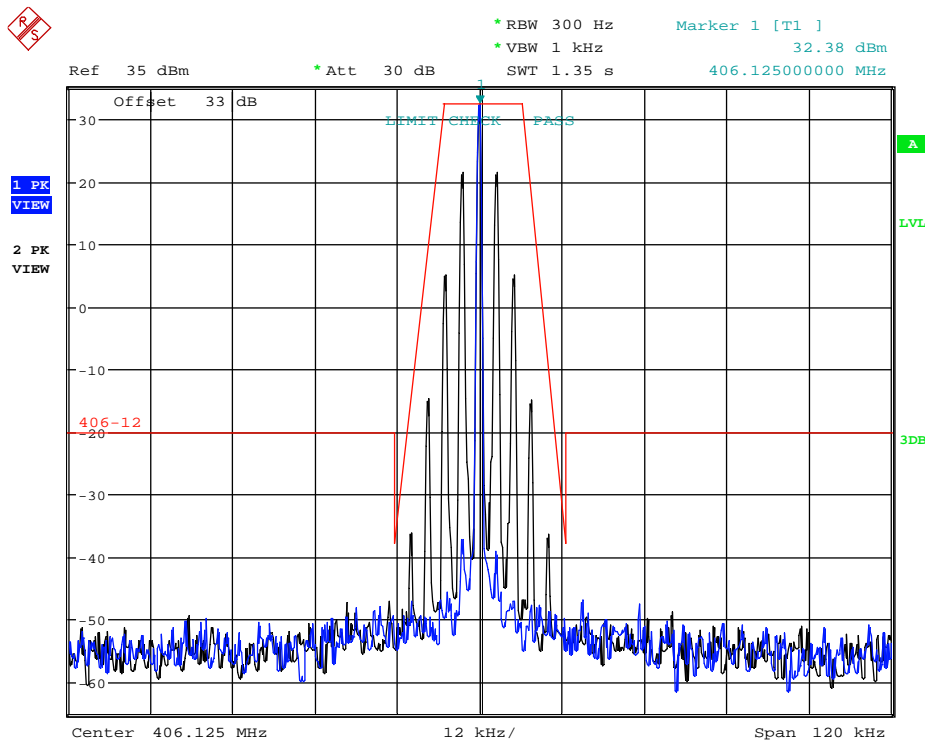
1. The transmitter output is connected to the spectrum analyzer through an attenuator.
2. Set RBW of spectrum analyzer to 300Hz and VBW to 1 kHz.
3. Mark the frequency with maximum peak power as the center of the display of the spectrum
4. Set the span to 120 kHz and the sweep time to Auto.
5. Record the power spectral and compare to the Mask.

### 7.2 Test Setup



### 7.3 Test Result

12.5 kHz

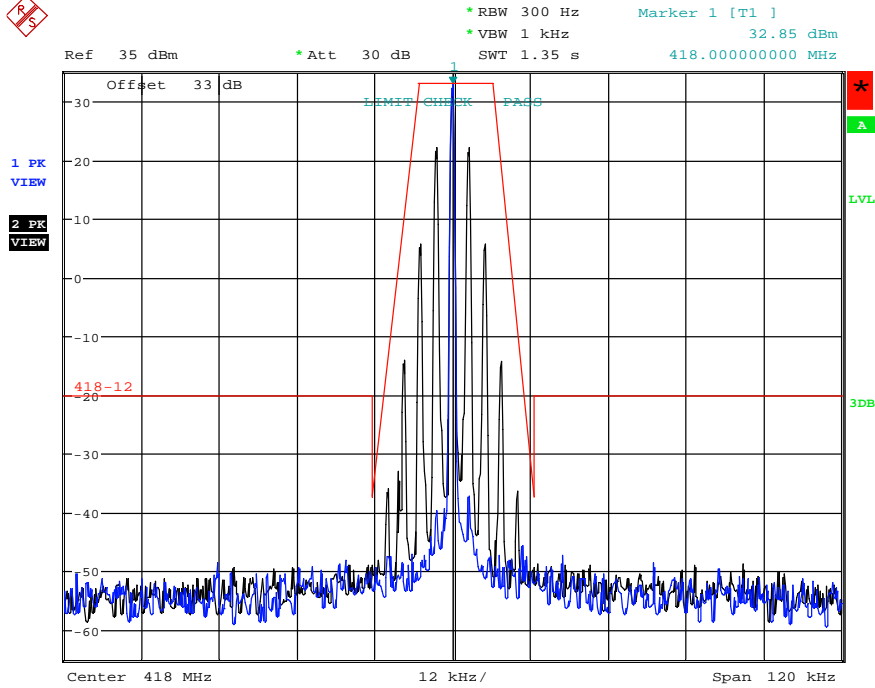


Emission Mask

Date: 2.MAR.2011 08:00:18

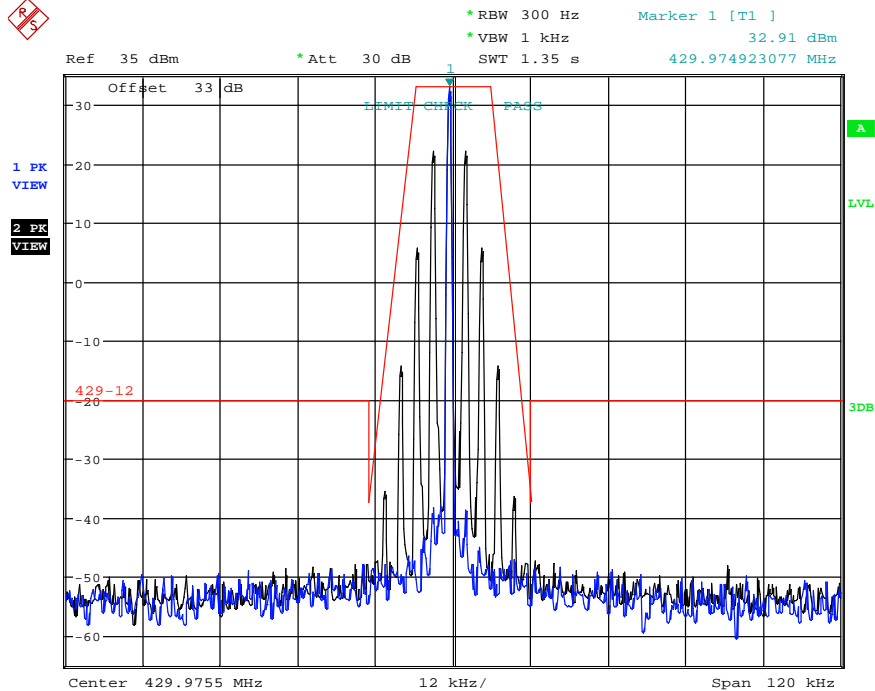


Registration number: W6M21102-11262-C-1-R  
FCC ID: L9N-7880LC2




Emission Mask

Date: 2.MAR.2011 08:08:25



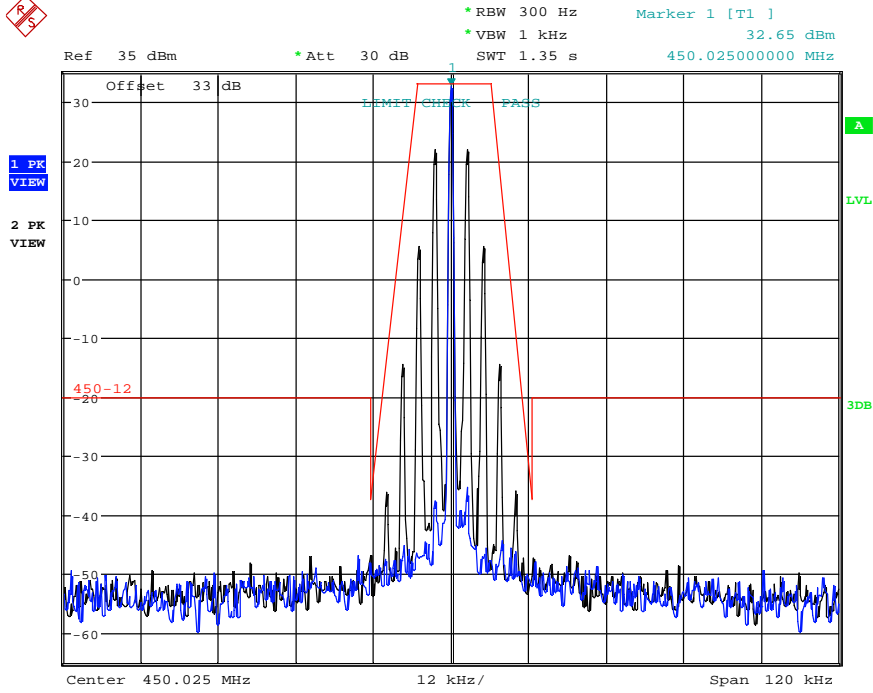
Emission Mask

Date: 2.MAR.2011 08:11:37

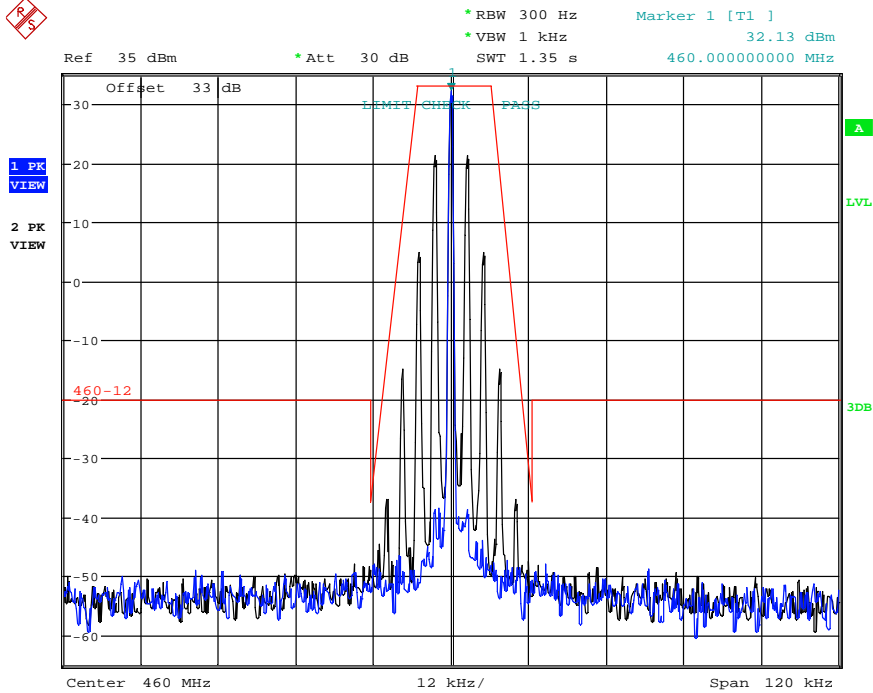


# Worldwide Testing Services(Taiwan) Co., Ltd.

Registration number: W6M21102-11262-C-1-R  
FCC ID: L9N-7880LC2




Emission Mask  
Date: 2.MAR.2011 08:16:42

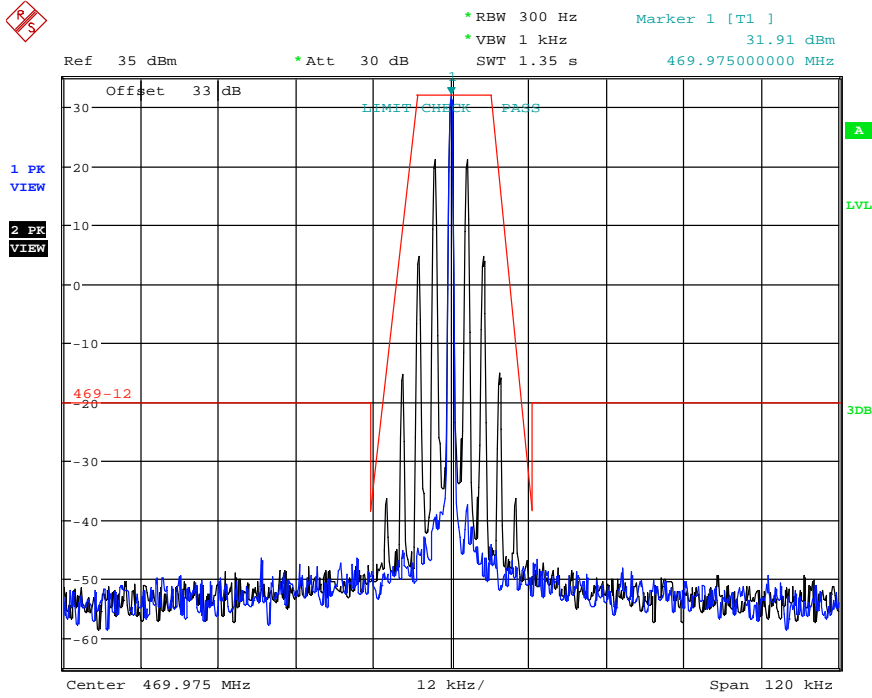


Emission Mask  
Date: 2.MAR.2011 08:18:41

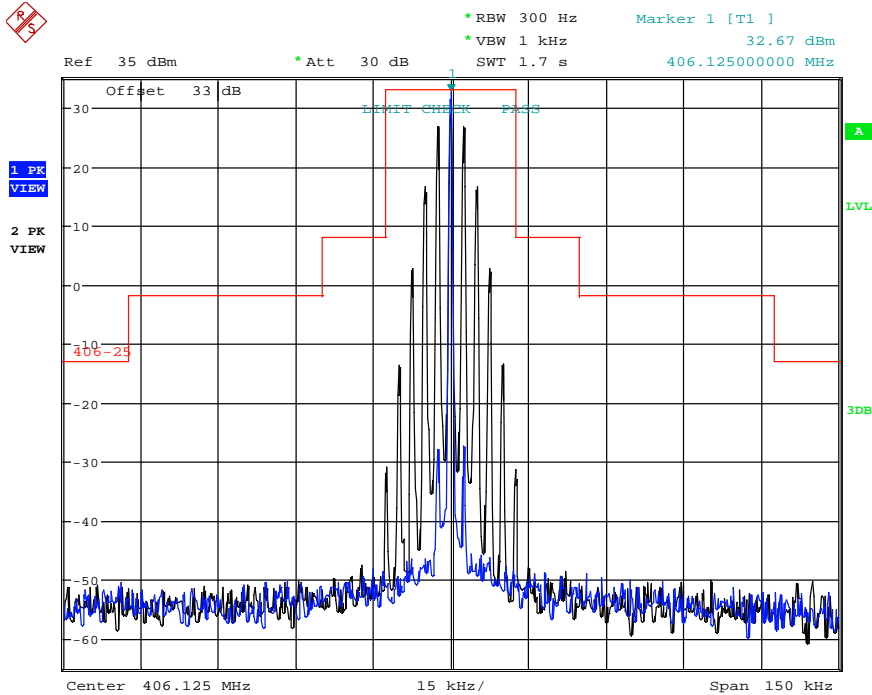




Registration number: W6M21102-11262-C-1-R  
FCC ID: L9N-7880LC2

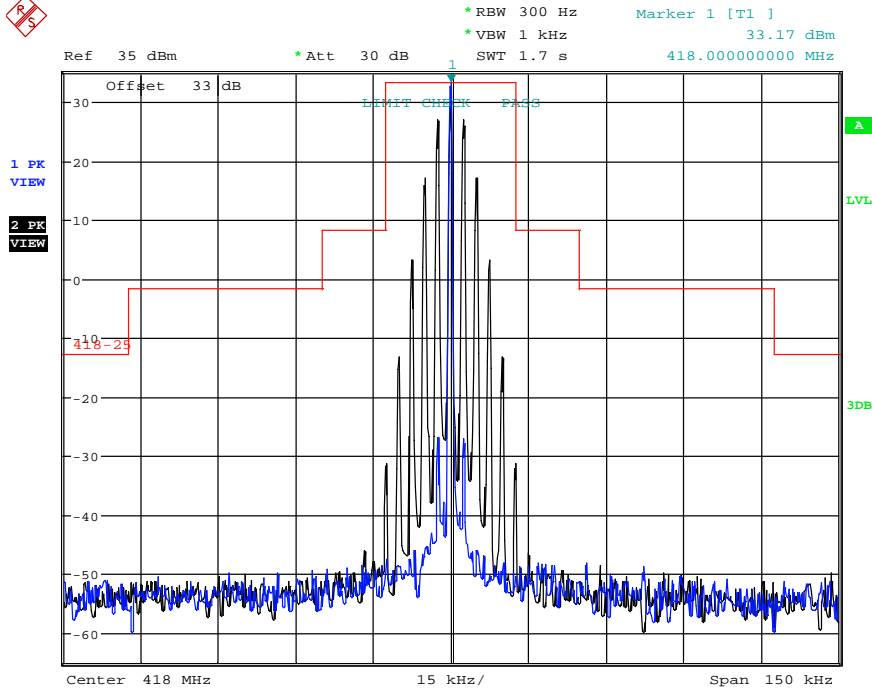


25 kHz

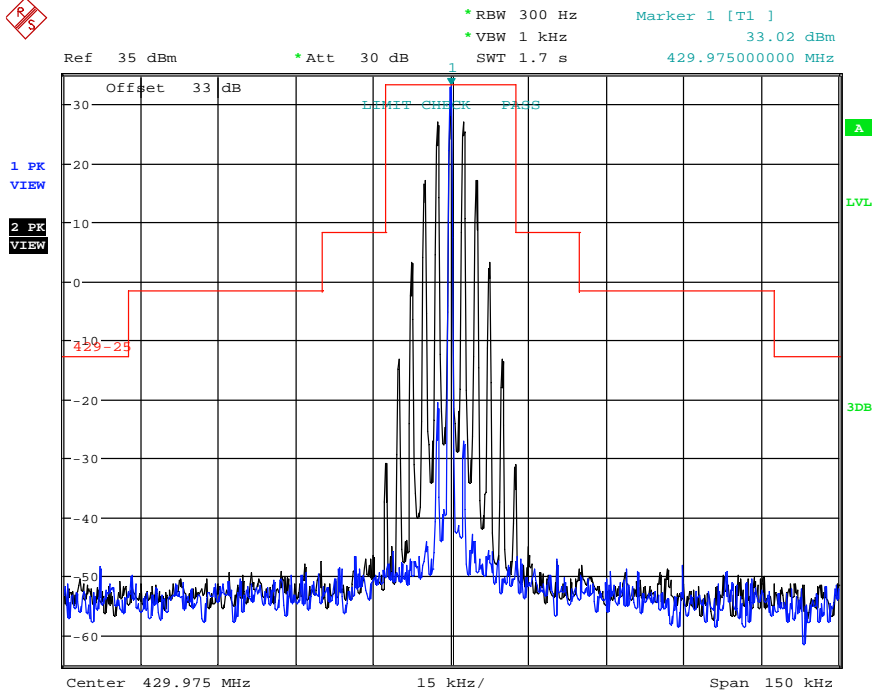





Registration number: W6M21102-11262-C-1-R  
FCC ID: L9N-7880LC2



Emission Mask  
Date: 2.MAR.2011 09:02:47

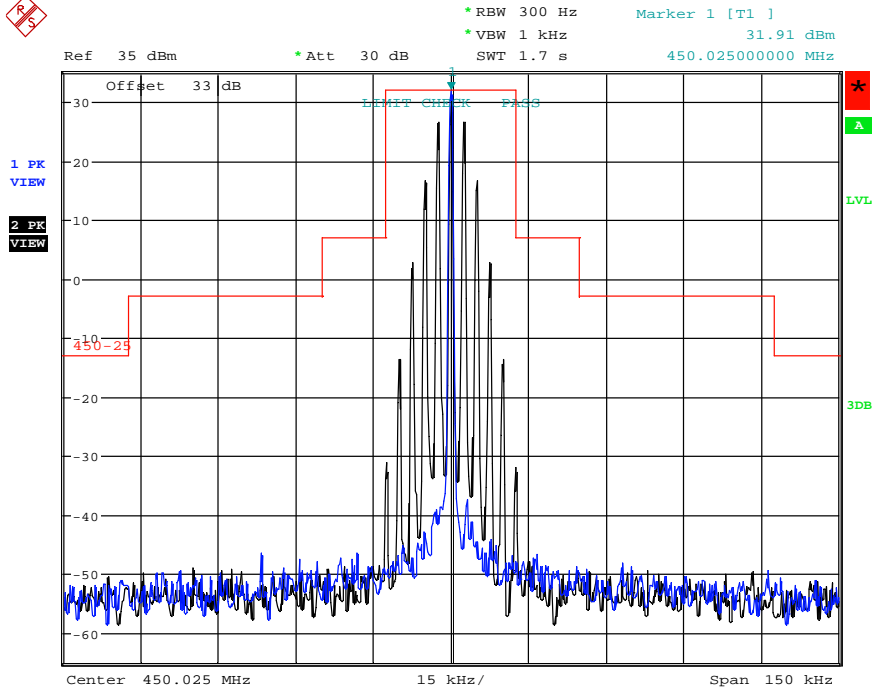


Emission Mask  
Date: 2.MAR.2011 09:05:08



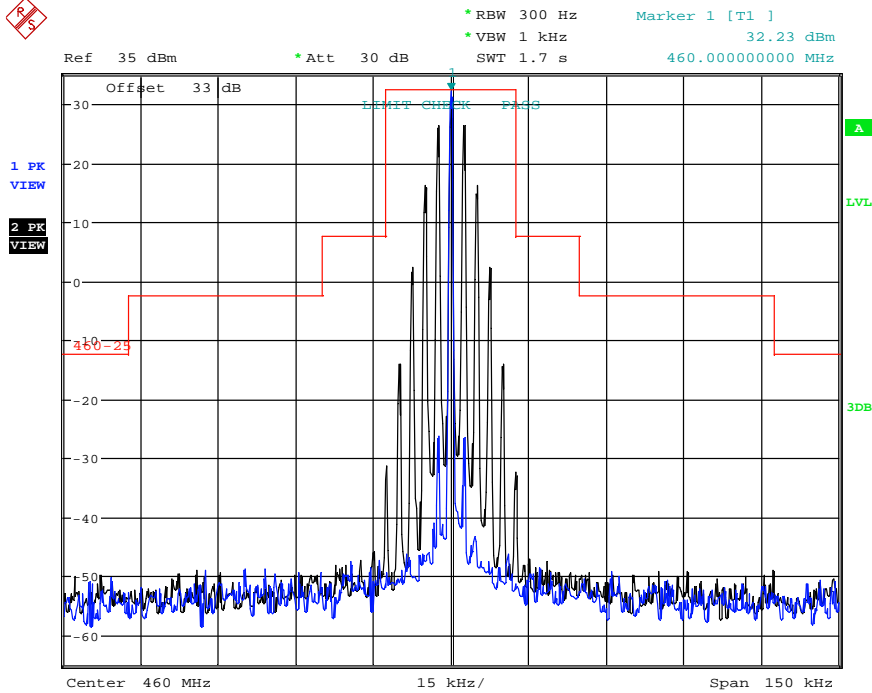
# Worldwide Testing Services(Taiwan) Co., Ltd.

Registration number: W6M21102-11262-C-1-R  
FCC ID: L9N-7880LC2




Emission Mask

Date: 2.MAR.2011 08:48:50

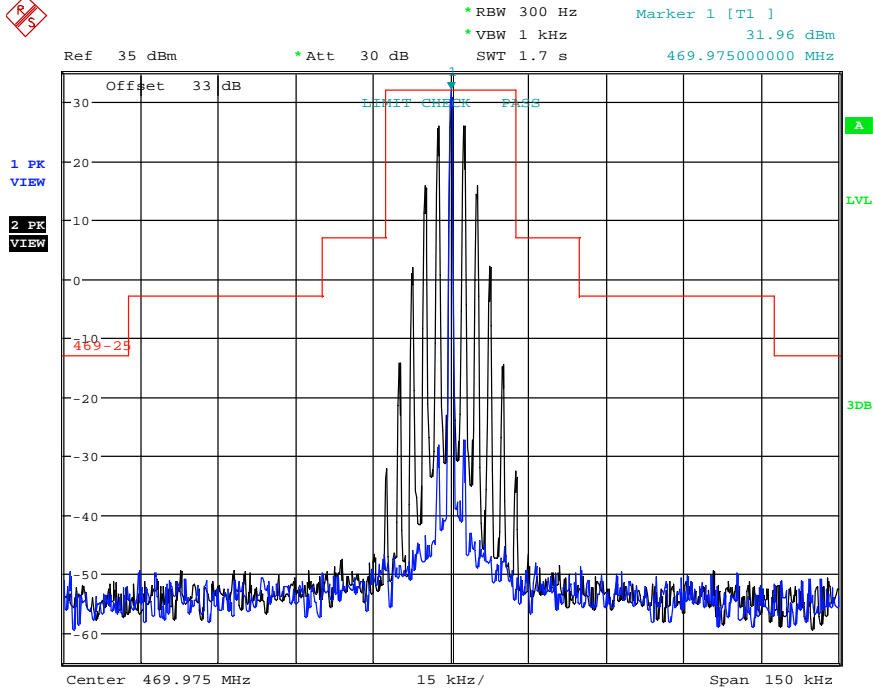


Emission Mask

Date: 2.MAR.2011 08:51:57



Registration number: W6M21102-11262-C-1-R  
FCC ID: L9N-7880LC2



Emission Mask  
Date: 2.MAR.2011 08:56:00

Limit according to FCC § 90.210: 12.5 kHz: Emission Mask D / 25 kHz: Emission Mask B.

Test equipment used: ETSTW-RE 055, ETSTW-RE072

Registration number: W6M21102-11262-C-1-R  
 FCC ID: L9N-7880LC2

## 8. Transmitter Spurious Radiated Emission

### 8.1 Test Procedures

The EUT was positioned on a non-conductive turntable, 0.8m above the ground plane.

The radiated emission at the fundamental frequency was measured at 3 m distance with a test antenna and spectrum analyzer.

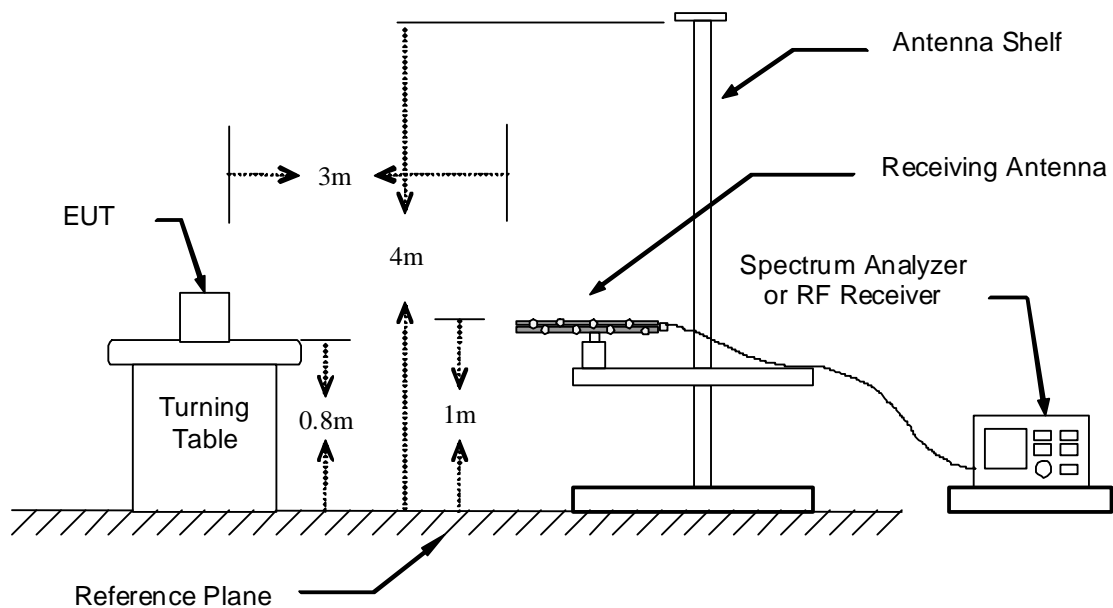
Worst case emission was recorded with the rotation of the turntable and the raising and lowering of the test antenna.


ERP was measured using a substitution method. The EUT was replaced by reference antenna connected to a signal generator.

The test of spurious radiated emission has been carried out with the validated test software. The measurements below 1GHz were performed with a measurement bandwidth of 100 kHz, above 1GHz with a bandwidth of 1MHz.

Spurious emission limits near the carrier are defined by a emission mask.

### 8.2 Test Setup





Registration number: W6M21102-11262-C-1-R

FCC ID: L9N-7880LC2

## 8.3 Test Result


12.5 kHz

Model: 52-7880LC2      Date: 2011/3/6  
 Mode: 406.125 MHz      Temperature: 24 °C      Engineer: Danny  
 Polarization: Horizontal      Humidity: 60 %

Frequency (MHz)	Reading (dBm) Peak	Factor (dB) Corr.	Result (dBm)	Limit (dBm)	Margin (dB)	Table Degree (Deg.)	Ant. High (cm)
263.8200	-77.81	29.31	-48.50	-13.00	-35.50	120	150
812.4000	-52.47	32.12	-20.35	-13.00	-7.35	120	150
1014.4230	-36.31	-2.54	-38.85	-13.00	-25.85	130	150
1625.0000	-31.65	0.86	-30.79	-13.00	-17.79	140	150
2028.8460	-32.87	2.89	-29.98	-13.00	-16.98	130	150
2437.5000	-39.66	4.27	-35.39	-13.00	-22.39	140	150
2846.1540	-43.19	7.99	-35.20	-13.00	-22.20	120	150
3250.0000	-45.35	8.38	-36.97	-13.00	-23.97	130	150
3658.6540	-39.11	9.60	-29.51	-13.00	-16.51	135	150
4057.6920	-33.32	8.07	-25.25	-13.00	-12.25	140	150

Polarization: Vertical

Frequency (MHz)	Reading (dBm) Peak	Factor (dB) Corr.	Result (dBm)	Limit (dBm)	Margin (dB)	Table Degree (Deg.)	Ant. High (cm)
297.3000	-79.14	32.50	-46.64	-13.00	-33.64	110	150
812.4000	-46.39	30.55	-15.84	-13.00	-2.84	135	150
1014.4230	-39.15	-1.69	-40.84	-13.00	-27.84	145	150
1625.0000	-37.60	0.71	-36.89	-13.00	-23.89	140	150
2028.8460	-34.43	1.44	-32.99	-13.00	-19.99	150	150
2437.5000	-40.16	2.41	-37.75	-13.00	-24.75	130	150
2841.3460	-45.19	4.20	-40.99	-13.00	-27.99	135	150
3250.0000	-48.06	6.60	-41.46	-13.00	-28.46	160	150
3658.6540	-39.10	7.56	-31.54	-13.00	-18.54	140	150
4057.6920	-35.23	6.00	-29.23	-13.00	-16.23	160	150



# Worldwide Testing Services(Taiwan) Co., Ltd.

Registration number: W6M21102-11262-C-1-R  
 FCC ID: L9N-7880LC2

Mode: 418 MHz  
 Polarization: Horizontal


Frequency (MHz)	Reading (dBm) Peak	Factor (dB) Corr.	Result (dBm)	Limit (dBm)	Margin (dB)	Table Degree (Deg.)	Ant. High (cm)
263.8200	-77.81	29.31	-48.50	-13.00	-35.50	120	150
836.2000	-56.91	33.13	-23.78	-13.00	-10.78	125	150
1254.8080	-29.86	-0.06	-29.92	-13.00	-16.92	125	150
1673.0770	-28.45	2.93	-25.52	-13.00	-12.52	130	150
2091.3460	-35.07	2.31	-32.76	-13.00	-19.76	150	150
2509.6150	-39.51	5.08	-34.43	-13.00	-21.43	155	150
2927.8850	-30.48	7.44	-23.04	-13.00	-10.04	145	150
3346.1540	-37.94	9.37	-28.57	-13.00	-15.57	160	150
3764.4230	-38.35	9.76	-28.59	-13.00	-15.59	140	150
4179.4870	-35.22	7.90	-27.32	-13.00	-14.32	130	150

Polarization: Vertical

Frequency (MHz)	Reading (dBm) Peak	Factor (dB) Corr.	Result (dBm)	Limit (dBm)	Margin (dB)	Table Degree (Deg.)	Ant. High (cm)
297.3000	-79.95	32.50	-47.45	-13.00	-34.45	105	150
836.2000	-47.78	31.21	-16.57	-13.00	-3.57	140	150
1254.8080	-40.65	-0.39	-41.04	-13.00	-28.04	140	150
1673.0770	-31.95	2.18	-29.77	-13.00	-16.77	130	150
2091.3460	-35.27	1.09	-34.18	-13.00	-21.18	140	150
2509.6150	-38.24	2.71	-35.53	-13.00	-22.53	125	150
2927.8850	-39.23	5.03	-34.20	-13.00	-21.20	140	150
3346.1540	-43.54	7.24	-36.30	-13.00	-23.30	130	150
3764.4230	-37.03	7.47	-29.56	-13.00	-16.56	135	150
4179.4870	-26.79	6.20	-20.59	-13.00	-7.59	140	150

Mode: 429.975 MHz      Temperature: 24 °C      Engineer: Danny  
 Polarization: Horizontal      Humidity: 60 %

Frequency (MHz)	Reading (dBm) Peak	Factor (dB) Corr.	Result (dBm)	Limit (dBm)	Margin (dB)	Table Degree (Deg.)	Ant. High (cm)
263.8200	-77.81	29.31	-48.50	-13.00	-35.50	135	150
860.0000	-65.49	33.58	-31.91	-13.00	-18.91	140	150
1288.4610	-29.40	0.69	-28.71	-13.00	-15.71	130	150
1721.1540	-35.90	3.55	-32.35	-13.00	-19.35	150	150
2149.0390	-37.47	2.38	-35.09	-13.00	-22.09	120	150
2581.7310	-34.04	6.72	-27.32	-13.00	-14.32	125	150
3009.6150	-27.34	7.19	-20.15	-13.00	-7.15	110	150
3442.3080	-38.34	9.61	-28.73	-13.00	-15.73	140	150
3870.1920	-28.45	10.35	-18.10	-13.00	-5.10	150	150
4294.8720	-31.10	7.10	-24.00	-13.00	-11.00	155	150



# Worldwide Testing Services(Taiwan) Co., Ltd.

Registration number: W6M21102-11262-C-1-R

FCC ID: L9N-7880LC2

Polarization: Vertical

Frequency (MHz)	Reading (dBm) Peak	Factor (dB) Corr.	Result (dBm)	Limit (dBm)	Margin (dB)	Table Degree (Deg.)	Ant. High (cm)
297.8400	-80.08	32.71	-47.37	-13.00	-34.37	130	150
860.0000	-55.59	31.99	-23.60	-13.00	-10.60	140	150
1288.4610	-34.61	0.79	-33.82	-13.00	-20.82	150	150
1716.3460	-42.16	2.66	-39.50	-13.00	-26.50	120	150
2149.0390	-41.75	1.82	-39.93	-13.00	-26.93	125	150
2581.7310	-41.18	3.61	-37.57	-13.00	-24.57	135	150
3009.6150	-32.00	5.50	-26.50	-13.00	-13.50	140	150
3442.3080	-46.84	7.93	-38.91	-13.00	-25.91	130	150
3870.1920	-31.91	8.53	-23.38	-13.00	-10.38	130	150
4294.8720	-24.44	3.92	-20.52	-13.00	-7.52	130	150

Mode: 450.025 MHz


Polarization: Horizontal

Frequency (MHz)	Reading (dBm) Peak	Factor (dB) Corr.	Result (dBm)	Limit (dBm)	Margin (dB)	Table Degree (Deg.)	Ant. High (cm)
263.8200	-77.81	29.31	-48.50	-13.00	-35.50	130	150
900.6000	-55.15	33.01	-22.14	-13.00	-9.14	120	150
1350.9610	-32.70	0.66	-32.04	-13.00	-19.04	150	150
1798.0770	-23.00	1.57	-21.43	-13.00	-8.43	130	150
2250.0000	-28.19	3.19	-25.00	-13.00	-12.00	140	150
2701.9230	-31.20	7.73	-23.47	-13.00	-10.47	150	150
3149.0390	-31.99	8.25	-23.74	-13.00	-10.74	145	150
3600.9610	-34.71	9.81	-24.90	-13.00	-11.90	135	150
4044.8720	-32.32	7.99	-24.33	-13.00	-11.33	150	150
4500.0000	-37.25	6.78	-30.47	-13.00	-17.47	140	150

Polarization: Vertical

Frequency (MHz)	Reading (dBm) Peak	Factor (dB) Corr.	Result (dBm)	Limit (dBm)	Margin (dB)	Table Degree (Deg.)	Ant. High (cm)
297.8400	-79.45	32.71	-46.74	-13.00	-33.74	105	150
900.6000	-50.94	33.57	-17.37	-13.00	-4.37	140	150
1350.9610	-31.75	-0.03	-31.78	-13.00	-18.78	130	150
1798.0770	-21.79	0.94	-20.85	-13.00	-7.85	140	150
2250.0000	-26.14	2.27	-23.87	-13.00	-10.87	145	150
2701.9230	-28.82	5.39	-23.43	-13.00	-10.43	130	150
3149.0390	-34.65	5.42	-29.23	-13.00	-16.23	125	150
3600.9610	-39.50	7.15	-32.35	-13.00	-19.35	140	150
4044.8720	-35.96	5.85	-30.11	-13.00	-17.11	150	150
4500.0000	-38.49	4.51	-33.98	-13.00	-20.98	140	150





# Worldwide Testing Services(Taiwan) Co., Ltd.

Registration number: W6M21102-11262-C-1-R

FCC ID: L9N-7880LC2

Mode: 460 MHz

Polarization: Horizontal

Frequency (MHz)	Reading (dBm) Peak	Factor (dB) Corr.	Result (dBm)	Limit (dBm)	Margin (dB)	Table Degree (Deg.)	Ant. High (cm)
263.8200	-77.81	29.31	-48.50	-13.00	-35.50	105	150
920.2000	-55.51	32.59	-22.92	-13.00	-9.92	125	150
1379.8080	-33.45	0.50	-32.95	-13.00	-19.95	130	150
1836.5390	-20.90	1.67	-19.23	-13.00	-6.23	110	150
2298.0770	-26.46	3.82	-22.64	-13.00	-9.64	135	150
2759.6150	-33.81	8.07	-25.74	-13.00	-12.74	150	150
3221.1540	-26.67	7.93	-18.74	-13.00	-5.74	140	150
3682.6920	-32.47	9.51	-22.96	-13.00	-9.96	120	150
4134.6150	-28.20	8.14	-20.06	-13.00	-7.06	130	150
4596.1540	-36.95	7.43	-29.52	-13.00	-16.52	120	150


Polarization: Vertical

Frequency (MHz)	Reading (dBm) Peak	Factor (dB) Corr.	Result (dBm)	Limit (dBm)	Margin (dB)	Table Degree (Deg.)	Ant. High (cm)
298.9200	-79.21	33.12	-46.09	-13.00	-33.09	115	150
920.2000	-49.81	33.40	-16.41	-13.00	-3.41	130	150
1379.8080	-30.46	-0.73	-31.19	-13.00	-18.19	155	150
1841.3460	-24.37	1.13	-23.24	-13.00	-10.24	170	150
2298.0770	-27.29	1.91	-25.38	-13.00	-12.38	160	150
2759.6150	-33.21	4.44	-28.77	-13.00	-15.77	155	150
3221.1540	-28.43	6.41	-22.02	-13.00	-9.02	140	150
3682.6920	-39.11	7.74	-31.37	-13.00	-18.37	135	150
4134.6150	-35.25	6.38	-28.87	-13.00	-15.87	160	150
4596.1540	-37.99	5.44	-32.55	-13.00	-19.55	130	150

Mode: 469.975 MHz

Polarization: Horizontal

Frequency (MHz)	Reading (dBm) Peak	Factor (dB) Corr.	Result (dBm)	Limit (dBm)	Margin (dB)	Table Degree (Deg.)	Ant. High (cm)
263.8200	-77.81	29.31	-48.50	-13.00	-35.50	110	150
941.2000	-57.44	32.15	-25.29	-13.00	-12.29	135	150
1408.6540	-32.06	0.44	-31.62	-13.00	-18.62	130	150
1879.8080	-31.60	1.85	-29.75	-13.00	-16.75	135	150
2350.9610	-25.01	3.88	-21.13	-13.00	-8.13	140	150
2822.1150	-27.01	8.16	-18.85	-13.00	-5.85	135	150
3293.2690	-25.75	9.05	-16.70	-13.00	-3.70	150	150
3759.6150	-38.71	9.74	-28.97	-13.00	-15.97	140	150
4224.3590	-29.90	7.61	-22.29	-13.00	-9.29	155	150
4698.7180	-44.14	8.06	-36.08	-13.00	-23.08	160	150



# Worldwide Testing Services(Taiwan) Co., Ltd.

Registration number: W6M21102-11262-C-1-R

FCC ID: L9N-7880LC2

Polarization: Vertical

Frequency (MHz)	Reading (dBm) Peak	Factor (dB) Corr.	Result (dBm)	Limit (dBm)	Margin (dB)	Table Degree (Deg.)	Ant. High (cm)
295.6800	-78.77	31.88	-46.89	-13.00	-33.89	130	150
941.2000	-50.89	33.22	-17.67	-13.00	-4.67	145	150
1408.6540	-30.21	-1.01	-31.22	-13.00	-18.22	130	150
1879.8080	-30.38	1.34	-29.04	-13.00	-16.04	150	150
2350.9610	-26.07	2.10	-23.97	-13.00	-10.97	140	150
2822.1150	-29.01	4.00	-25.01	-13.00	-12.01	130	150
3288.4610	-33.42	6.84	-26.58	-13.00	-13.58	135	150
3764.4230	-41.90	7.47	-34.43	-13.00	-21.43	140	150
4224.3590	-29.28	5.55	-23.73	-13.00	-10.73	145	150
4698.7180	-38.06	5.89	-32.17	-13.00	-19.17	155	150

25 kHz


Mode: 406.125 MHz Temperature: 24 °C Engineer: Danny

Polarization: Horizontal Humidity: 60 %

Frequency (MHz)	Reading (dBm) Peak	Factor (dB) Corr.	Result (dBm)	Limit (dBm)	Margin (dB)	Table Degree (Deg.)	Ant. High (cm)
263.8200	-77.81	29.31	-48.50	-13.00	-35.50	120	150
812.6603	-63.26	32.13	-31.13	-13.00	-18.13	120	150
1014.4230	-31.26	-2.54	-33.80	-13.00	-20.80	135	150
1625.0000	-30.37	0.86	-29.51	-13.00	-16.51	140	150
2028.8460	-36.89	2.89	-34.00	-13.00	-21.00	150	150
2437.5000	-32.52	4.27	-28.25	-13.00	-15.25	145	150
2841.3460	-38.01	8.02	-29.99	-13.00	-16.99	130	150
3250.0000	-49.34	8.38	-40.96	-13.00	-27.96	140	150
3658.6540	-42.20	9.60	-32.60	-13.00	-19.60	45	150
4057.6920	-38.25	8.07	-30.18	-13.00	-17.18	150	150

Polarization: Vertical

Frequency (MHz)	Reading (dBm) Peak	Factor (dB) Corr.	Result (dBm)	Limit (dBm)	Margin (dB)	Table Degree (Deg.)	Ant. High (cm)
297.3000	-79.14	32.50	-46.64	-13.00	-33.64	110	150
812.6603	-49.04	30.56	-18.48	-13.00	-5.48	140	150
1216.3460	-45.54	-1.74	-47.28	-13.00	-34.28	160	150
1625.0000	-35.72	0.71	-35.01	-13.00	-22.01	135	150
2028.8460	-38.61	1.44	-37.17	-13.00	-24.17	140	150
2437.5000	-33.05	2.41	-30.64	-13.00	-17.64	120	150
2841.3460	-48.09	4.20	-43.89	-13.00	-30.89	120	150
3250.0000	-54.00	6.60	-47.40	-13.00	-34.40	150	150
3658.6540	-43.41	7.56	-35.85	-13.00	-22.85	155	150
4057.6920	-36.69	6.00	-30.69	-13.00	-17.69	160	150



# Worldwide Testing Services(Taiwan) Co., Ltd.

Registration number: W6M21102-11262-C-1-R

FCC ID: L9N-7880LC2

Mode: 418 MHz

Polarization: Horizontal

Frequency (MHz)	Reading (dBm) Peak	Factor (dB) Corr.	Result (dBm)	Limit (dBm)	Margin (dB)	Table Degree (Deg.)	Ant. High (cm)
263.8200	-77.81	29.31	-48.50	-13.00	-35.50	120	150
836.2180	-59.20	33.13	-26.07	-13.00	-13.07	135	150
1250.0000	-36.44	-0.17	-36.61	-13.00	-23.61	140	150
1673.0770	-24.44	2.93	-21.51	-13.00	-8.51	130	150
2091.3460	-37.40	2.31	-35.09	-13.00	-22.09	140	150
2509.6150	-37.76	5.08	-32.68	-13.00	-19.68	135	150
2927.8850	-36.76	7.44	-29.32	-13.00	-16.32	140	150
3346.1540	-34.43	9.37	-25.06	-13.00	-12.06	155	150
3764.4230	-40.25	9.76	-30.49	-13.00	-17.49	135	150
4179.4870	-31.14	7.90	-23.24	-13.00	-10.24	140	150


Polarization: Vertical

Frequency (MHz)	Reading (dBm) Peak	Factor (dB) Corr.	Result (dBm)	Limit (dBm)	Margin (dB)	Table Degree (Deg.)	Ant. High (cm)
297.3000	-79.95	32.50	-47.45	-13.00	-34.45	105	150
836.2180	-48.21	31.21	-17.00	-13.00	-4.00	125	150
1254.8080	-28.40	-0.39	-28.79	-13.00	-15.79	130	150
1673.0770	-29.21	2.18	-27.03	-13.00	-14.03	125	150
2091.3460	-40.33	1.09	-39.24	-13.00	-26.24	120	150
2509.6150	-37.07	2.71	-34.36	-13.00	-21.36	140	150
2927.8850	-40.72	5.03	-35.69	-13.00	-22.69	135	150
3346.1540	-41.34	7.24	-34.10	-13.00	-21.10	120	150
3764.4230	-42.15	7.47	-34.68	-13.00	-21.68	135	150
4179.4870	-32.72	6.20	-26.52	-13.00	-13.52	125	150

Mode: 429.975 MHz

Polarization: Horizontal

Frequency (MHz)	Reading (dBm) Peak	Factor (dB) Corr.	Result (dBm)	Limit (dBm)	Margin (dB)	Table Degree (Deg.)	Ant. High (cm)
263.8200	-77.81	29.31	-48.50	-13.00	-35.50	135	150
860.8975	-70.52	33.57	-36.95	-13.00	-23.95	125	150
1288.4610	-30.68	0.69	-29.99	-13.00	-16.99	130	150
1721.1540	-33.19	3.55	-29.64	-13.00	-16.64	125	150
2149.0390	-36.89	2.38	-34.51	-13.00	-21.51	120	150
2581.7310	-29.30	6.72	-22.58	-13.00	-9.58	135	150
3009.6150	-25.57	7.19	-18.38	-13.00	-5.38	140	150
3442.3080	-40.97	9.61	-31.36	-13.00	-18.36	165	150
3870.1920	-31.08	10.35	-20.73	-13.00	-7.73	155	150
4294.8720	-28.10	7.10	-21.00	-13.00	-8.00	135	150



# Worldwide Testing Services(Taiwan) Co., Ltd.

Registration number: W6M21102-11262-C-1-R

FCC ID: L9N-7880LC2

Polarization: Vertical

Frequency (MHz)	Reading (dBm) Peak	Factor (dB) Corr.	Result (dBm)	Limit (dBm)	Margin (dB)	Table Degree (Deg.)	Ant. High (cm)
297.8400	-80.08	32.71	-47.37	-13.00	-34.37	130	150
860.8975	-60.87	32.02	-28.85	-13.00	-15.85	130	150
1288.4610	-31.45	0.79	-30.66	-13.00	-17.66	140	150
1721.1540	-35.09	2.56	-32.53	-13.00	-19.53	145	150
2149.0390	-40.97	1.82	-39.15	-13.00	-26.15	140	150
2581.7310	-38.32	3.61	-34.71	-13.00	-21.71	145	150
3009.6150	-39.91	5.50	-34.41	-13.00	-21.41	135	150
3442.3080	-48.15	7.93	-40.22	-13.00	-27.22	150	150
3870.1920	-32.01	8.53	-23.48	-13.00	-10.48	130	150
4294.8720	-30.84	3.92	-26.92	-13.00	-13.92	150	150


Mode: 450.025 MHz

Polarization: Horizontal

Frequency (MHz)	Reading (dBm) Peak	Factor (dB) Corr.	Result (dBm)	Limit (dBm)	Margin (dB)	Table Degree (Deg.)	Ant. High (cm)
263.8200	-77.81	29.31	-48.50	-13.00	-35.50	130	150
900.1603	-60.69	33.02	-27.67	-13.00	-14.67	125	150
1350.9610	-21.82	0.66	-21.16	-13.00	-8.16	160	150
1798.0770	-22.43	1.57	-20.86	-13.00	-7.86	150	150
2250.0000	-25.26	3.19	-22.07	-13.00	-9.07	135	150
2701.9230	-35.25	7.73	-27.52	-13.00	-14.52	145	150
3149.0390	-32.28	8.25	-24.03	-13.00	-11.03	125	150
3600.9610	-33.36	9.81	-23.55	-13.00	-10.55	140	150
4044.8720	-32.46	7.99	-24.47	-13.00	-11.47	145	150
4500.0000	-43.95	6.78	-37.17	-13.00	-24.17	130	150

Polarization: Vertical

Frequency (MHz)	Reading (dBm) Peak	Factor (dB) Corr.	Result (dBm)	Limit (dBm)	Margin (dB)	Table Degree (Deg.)	Ant. High (cm)
297.8400	-79.45	32.71	-46.74	-13.00	-33.74	105	150
900.1603	-51.78	33.58	-18.20	-13.00	-5.20	130	150
1350.9610	-25.52	-0.03	-25.55	-13.00	-12.55	130	150
1798.0770	-22.31	0.94	-21.37	-13.00	-8.37	120	150
2250.0000	-32.46	2.27	-30.19	-13.00	-17.19	125	150
2701.9230	-32.93	5.39	-27.54	-13.00	-14.54	140	150
3149.0390	-35.05	5.42	-29.63	-13.00	-16.63	120	150
3600.9610	-44.61	7.15	-37.46	-13.00	-24.46	135	150
4044.8720	-34.01	5.85	-28.16	-13.00	-15.16	140	150
4500.0000	-39.06	4.51	-34.55	-13.00	-21.55	150	150



# Worldwide Testing Services(Taiwan) Co., Ltd.

Registration number: W6M21102-11262-C-1-R

FCC ID: L9N-7880LC2

Mode: 460 MHz

Polarization: Horizontal

Frequency (MHz)	Reading (dBm) Peak	Factor (dB) Corr.	Result (dBm)	Limit (dBm)	Margin (dB)	Table Degree (Deg.)	Ant. High (cm)
263.8200	-77.81	29.31	-48.50	-13.00	-35.50	105	150
920.3526	-59.86	32.59	-27.27	-13.00	-14.27	140	150
1378.7580	-30.14	0.51	-29.63	-13.00	-16.63	135	150
1835.6710	-26.46	1.67	-24.79	-13.00	-11.79	130	150
2298.5970	-29.99	3.82	-26.17	-13.00	-13.17	150	150
2761.5230	-34.31	8.08	-26.23	-13.00	-13.23	130	150
3224.4490	-28.87	7.98	-20.89	-13.00	-7.89	120	150
3681.3630	-32.44	9.52	-22.92	-13.00	-9.92	140	150
4136.2730	-31.37	8.13	-23.24	-13.00	-10.24	130	150
4593.1860	-39.54	7.41	-32.13	-13.00	-19.13	140	150


Polarization: Vertical

Frequency (MHz)	Reading (dBm) Peak	Factor (dB) Corr.	Result (dBm)	Limit (dBm)	Margin (dB)	Table Degree (Deg.)	Ant. High (cm)
298.9200	-79.21	33.12	-46.09	-13.00	-33.09	115	150
920.3526	-52.78	33.40	-19.38	-13.00	-6.38	135	150
1378.7580	-34.58	-0.70	-35.28	-13.00	-22.28	140	150
1835.6710	-26.88	1.10	-25.78	-13.00	-12.78	120	150
2298.5970	-31.53	1.91	-29.62	-13.00	-16.62	130	150
2761.5230	-36.37	4.40	-31.97	-13.00	-18.97	120	150
3218.4370	-31.24	6.40	-24.84	-13.00	-11.84	140	150
3681.3630	-35.54	7.73	-27.81	-13.00	-14.81	130	150
4136.2730	-32.55	6.37	-26.18	-13.00	-13.18	130	150
4593.1860	-40.39	5.41	-34.98	-13.00	-21.98	150	150

Mode: 469.975 MHz

Polarization: Horizontal

Frequency (MHz)	Reading (dBm) Peak	Factor (dB) Corr.	Result (dBm)	Limit (dBm)	Margin (dB)	Table Degree (Deg.)	Ant. High (cm)
263.8200	-77.81	29.31	-48.50	-13.00	-35.50	110	150
940.5448	-63.81	32.16	-31.65	-13.00	-18.65	125	150
1408.6540	-30.20	0.44	-29.76	-13.00	-16.76	145	150
1879.8080	-28.49	1.85	-26.64	-13.00	-13.64	135	150
2350.9610	-27.26	3.88	-23.38	-13.00	-10.38	145	150
2822.1150	-29.86	8.16	-21.70	-13.00	-8.70	130	150
3293.2690	-28.38	9.05	-19.33	-13.00	-6.33	140	150
3764.4230	-34.76	9.76	-25.00	-13.00	-12.00	150	150
4224.3590	-33.29	7.61	-25.68	-13.00	-12.68	145	150
4698.7180	-40.43	8.06	-32.37	-13.00	-19.37	140	150



# Worldwide Testing Services(Taiwan) Co., Ltd.

Registration number: W6M21102-11262-C-1-R

FCC ID: L9N-7880LC2

Polarization: Vertical

Frequency (MHz)	Reading (dBm) Peak	Factor (dB) Corr.	Result (dBm)	Limit (dBm)	Margin (dB)	Table Degree (Deg.)	Ant. High (cm)
295.6800	-78.77	31.88	-46.89	-13.00	-33.89	130	150
940.5448	-52.15	33.22	-18.93	-13.00	-5.93	130	150
1408.6540	-31.06	-1.01	-32.07	-13.00	-19.07	145	150
1879.8080	-32.21	1.34	-30.87	-13.00	-17.87	135	150
2350.9610	-28.63	2.10	-26.53	-13.00	-13.53	145	150
2822.1150	-33.42	4.00	-29.42	-13.00	-16.42	155	150
3293.2690	-31.22	6.87	-24.35	-13.00	-11.35	160	150
3759.6150	-39.89	7.50	-32.39	-13.00	-19.39	150	150
4224.3590	-36.98	5.55	-31.43	-13.00	-18.43	160	150
4698.7180	-41.15	5.89	-35.26	-13.00	-22.26	140	150

Test equipment used: ETSTW-RE 055, ETSTW-RE 072

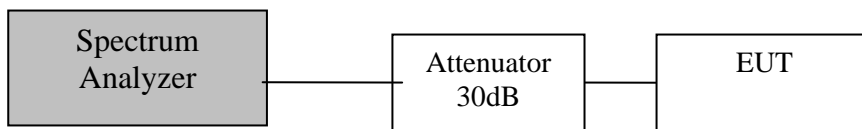
Registration number: W6M21102-11262-C-1-R  
 FCC ID: L9N-7880LC2

## 9. Transmitter Spurious Conducted Emission

### 9.1 Test Procedures

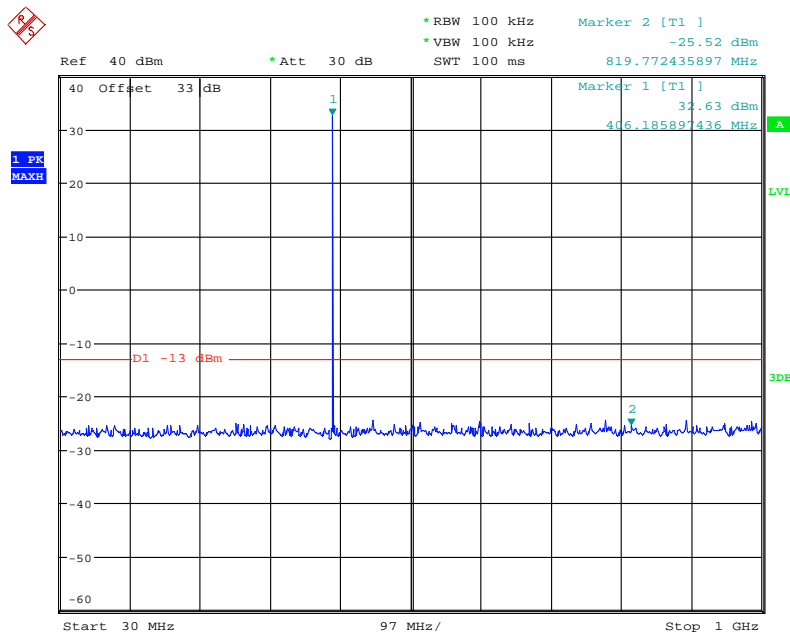
1. The transmitter output is connected to the spectrum analyzer through an attenuator.
2. Adjust the spectrum analyzer for the following settings:
  - Resolution Bandwidth = 100 kHz for spurious emissions below 1 GHz and 1 MHz for spurious emissions above 1GHz.
  - Video Bandwidth = 100 kHz for spurious emissions below 1 GHz, and 1 MHz for spurious emissions above 1 GHz.
  - Sweep Speed slow enough to maintain measurement calibration. Detector Mode = Positive Peak.
3. Limits=P (dBm)+10log(P(W)) = -13dBm

### 9.2 Test Setup




### 9.3 Test Result

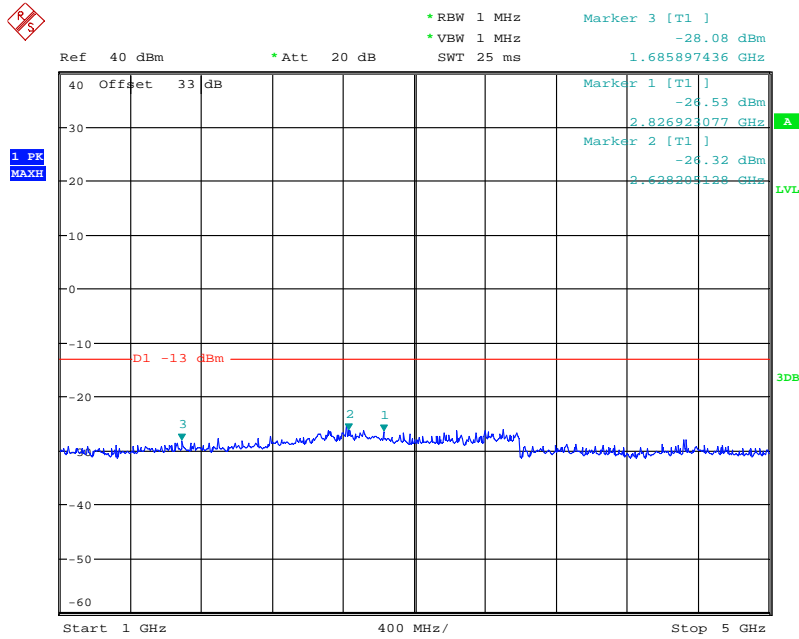
12.5 kHz  
 406.125 MHz



Conducted Spurious Emission  
 Date: 2.MAR.2011 06:48:47

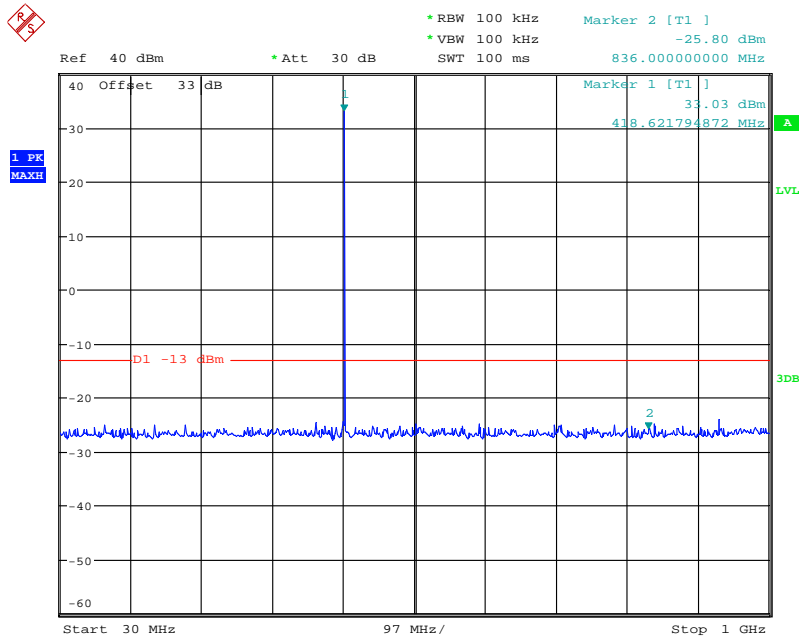


Registration number: W6M21102-11262-C-1-R  
FCC ID: L9N-7880LC2




Conducted Spurious Emission  
Date: 2.MAR.2011 06:52:43

418 MHz

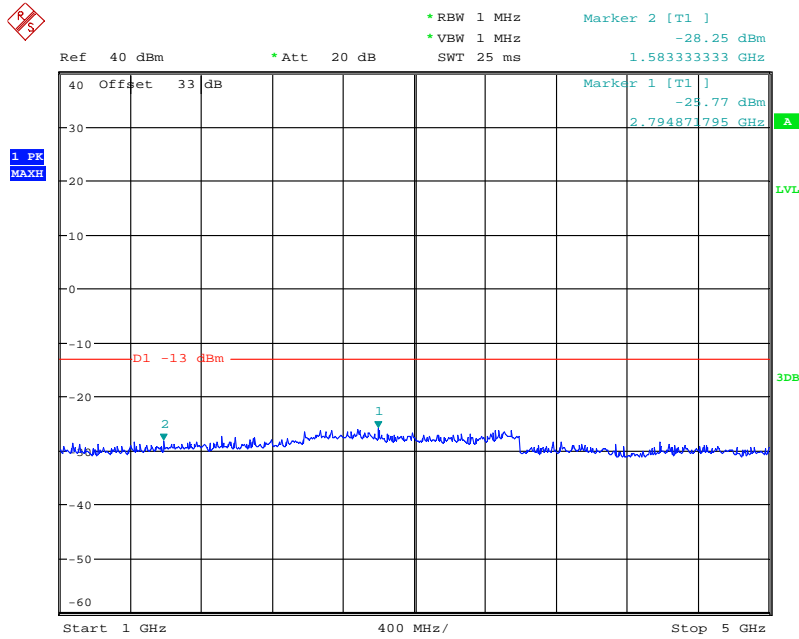


Conducted Spurious Emission  
Date: 2.MAR.2011 06:49:34



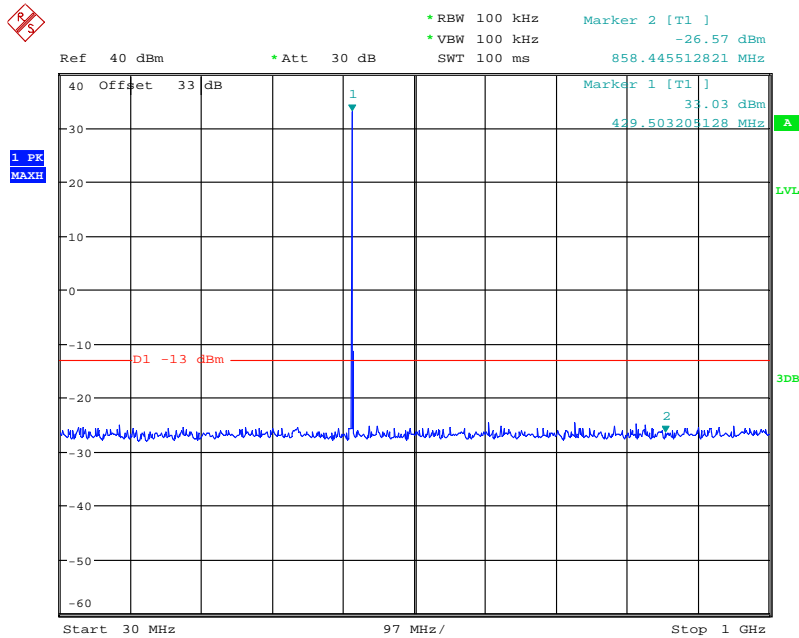


Registration number: W6M21102-11262-C-1-R  
FCC ID: L9N-7880LC2




Conducted Spurious Emission  
Date: 2.MAR.2011 06:52:10

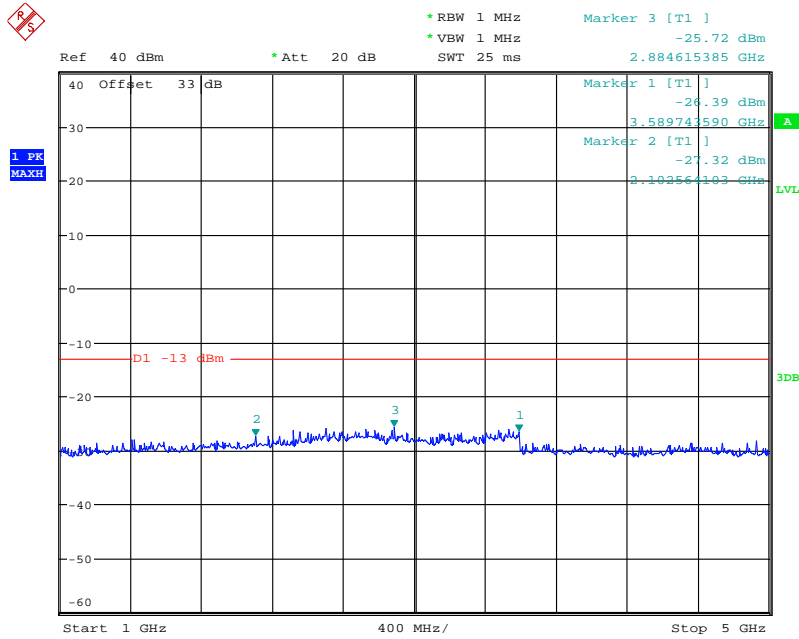
429.975 MHz



Conducted Spurious Emission  
Date: 2.MAR.2011 06:50:37

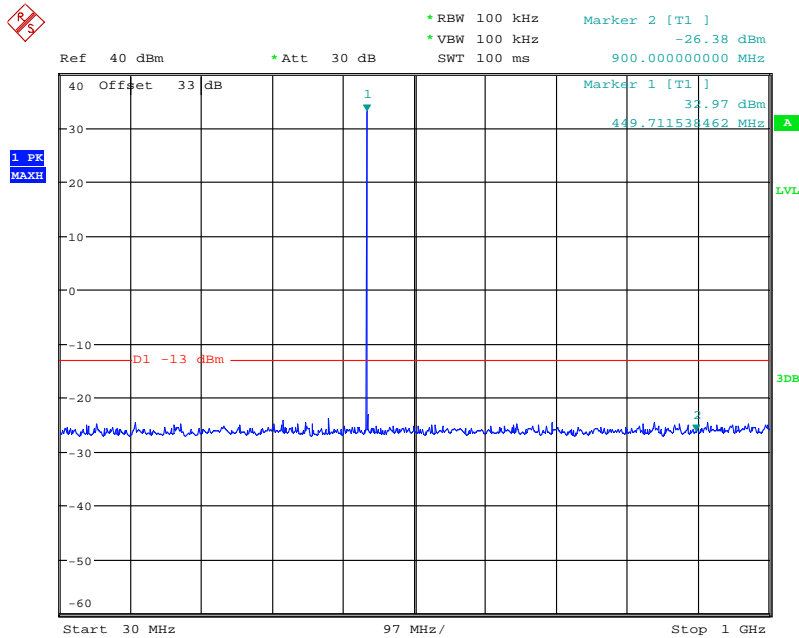


Registration number: W6M21102-11262-C-1-R  
FCC ID: L9N-7880LC2




Conducted Spurious Emission  
Date: 2.MAR.2011 06:51:31

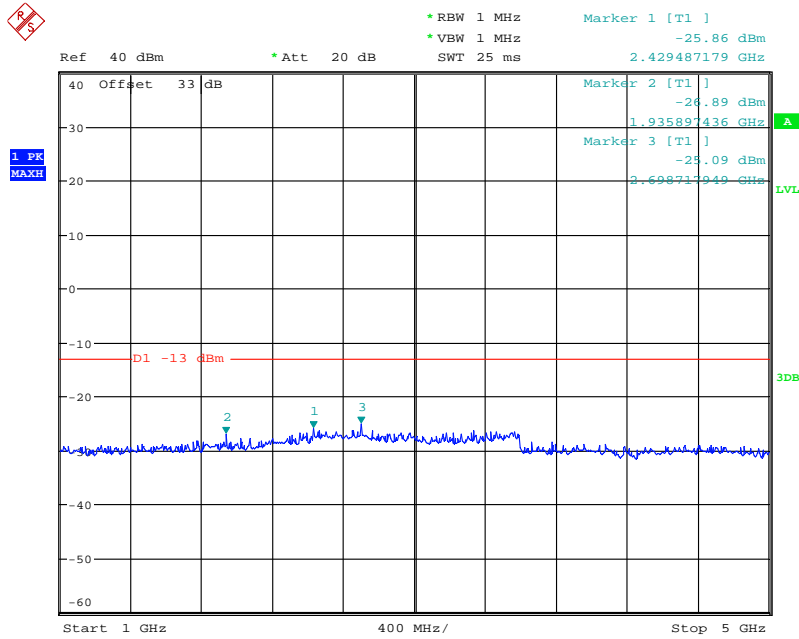
450.025 MHz



Conducted Spurious Emission  
Date: 2.MAR.2011 06:28:10

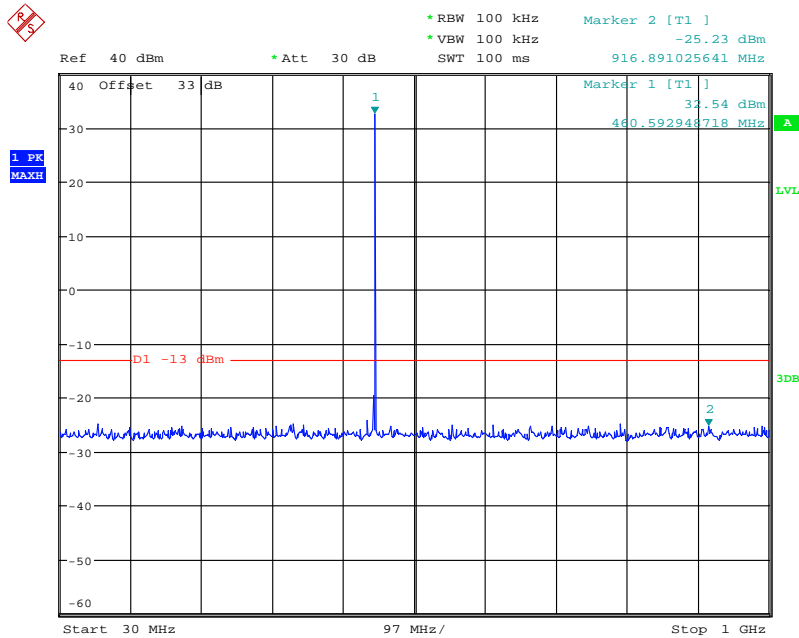


Registration number: W6M21102-11262-C-1-R  
 FCC ID: L9N-7880LC2




Conducted Spurious Emission  
 Date: 2.MAR.2011 06:31:48

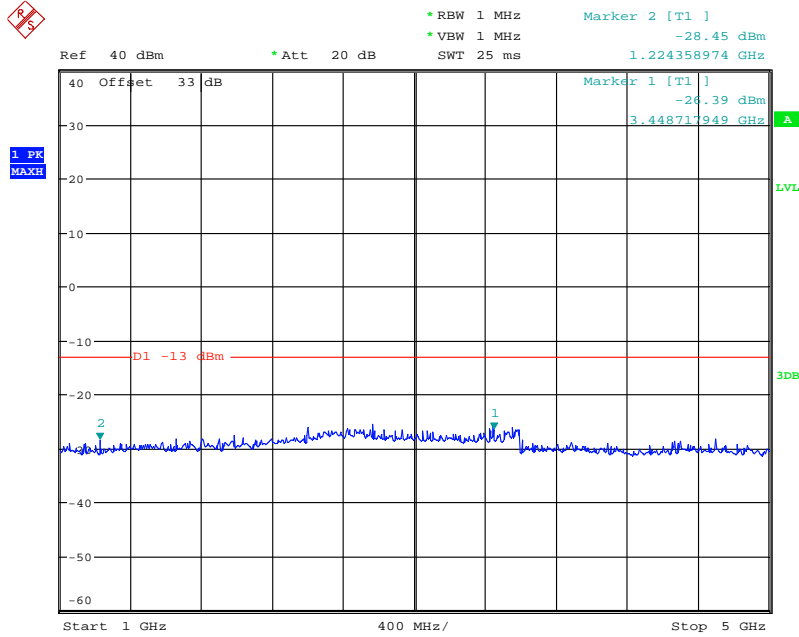
460 MHz



Conducted Spurious Emission  
 Date: 2.MAR.2011 06:28:46

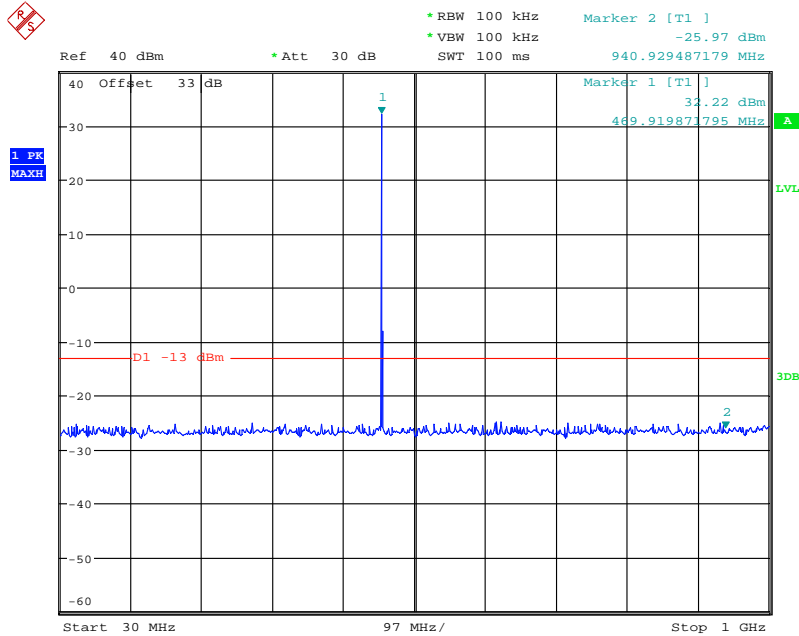


Registration number: W6M21102-11262-C-1-R  
FCC ID: L9N-7880LC2




Conducted Spurious Emission  
Date: 2.MAR.2011 06:31:07

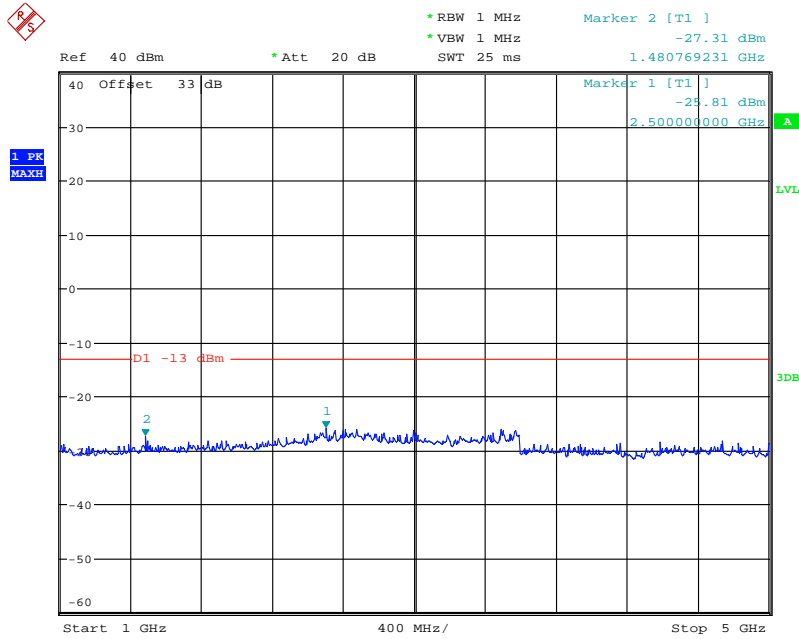
469.975 MHz



Conducted Spurious Emission  
Date: 2.MAR.2011 06:29:39

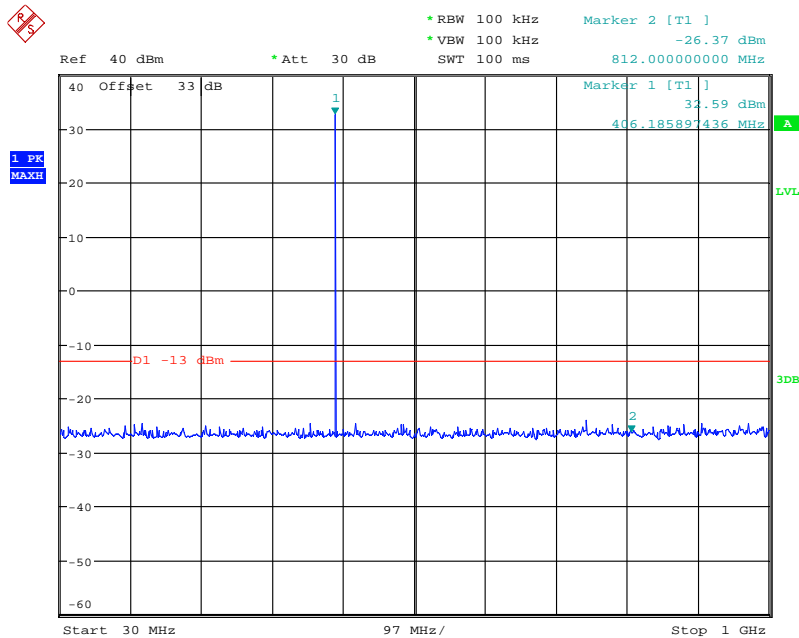


Registration number: W6M21102-11262-C-1-R  
FCC ID: L9N-7880LC2




Conducted Spurious Emission  
Date: 2.MAR.2011 06:30:19

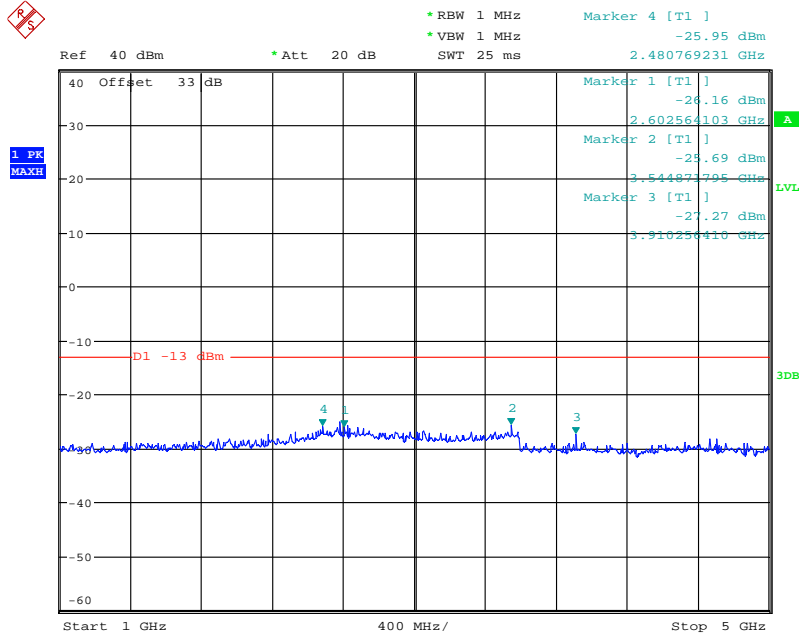
25 kHz  
406.125 MHz



Conducted Spurious Emission  
Date: 2.MAR.2011 06:40:40

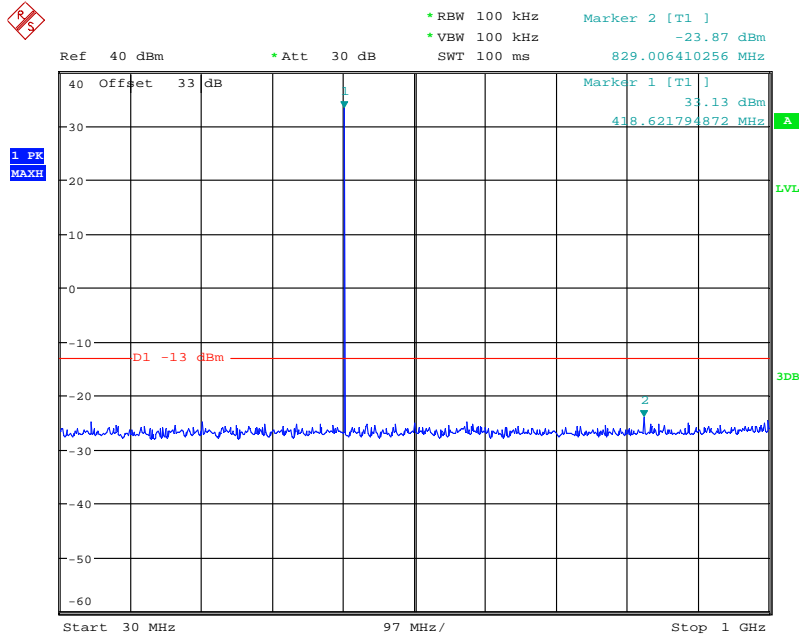


Registration number: W6M21102-11262-C-1-R  
 FCC ID: L9N-7880LC2




Conducted Spurious Emission  
 Date: 2.MAR.2011 06:55:29

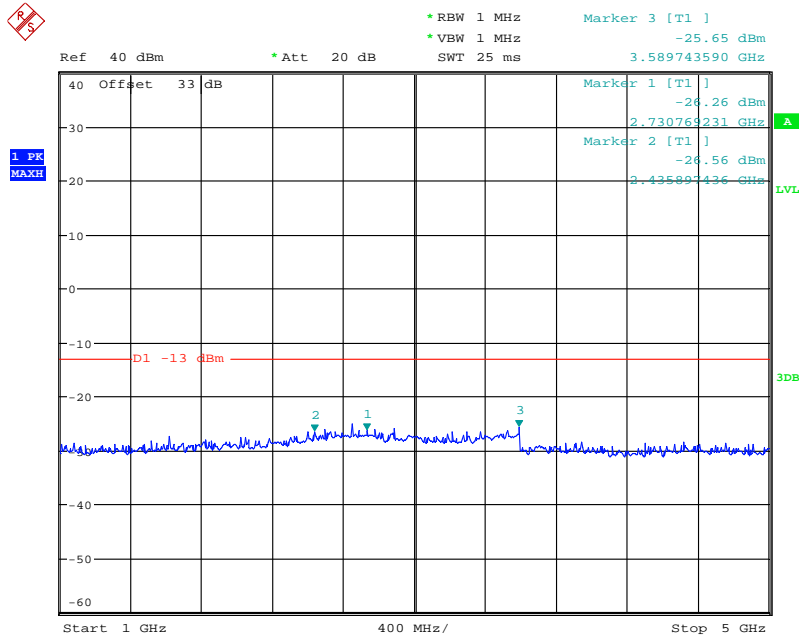
418 MHz



Conducted Spurious Emission  
 Date: 2.MAR.2011 06:41:20

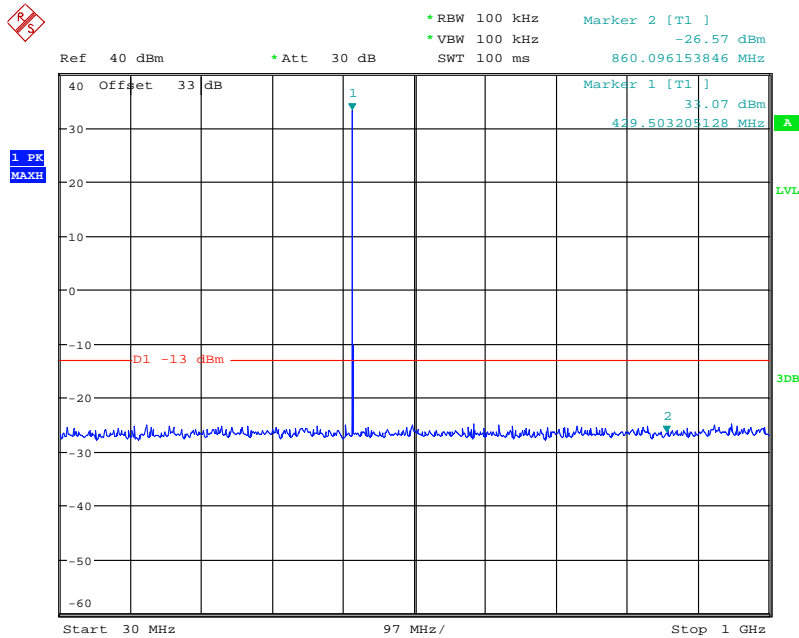


Registration number: W6M21102-11262-C-1-R  
FCC ID: L9N-7880LC2




Conducted Spurious Emission  
Date: 2.MAR.2011 06:54:52

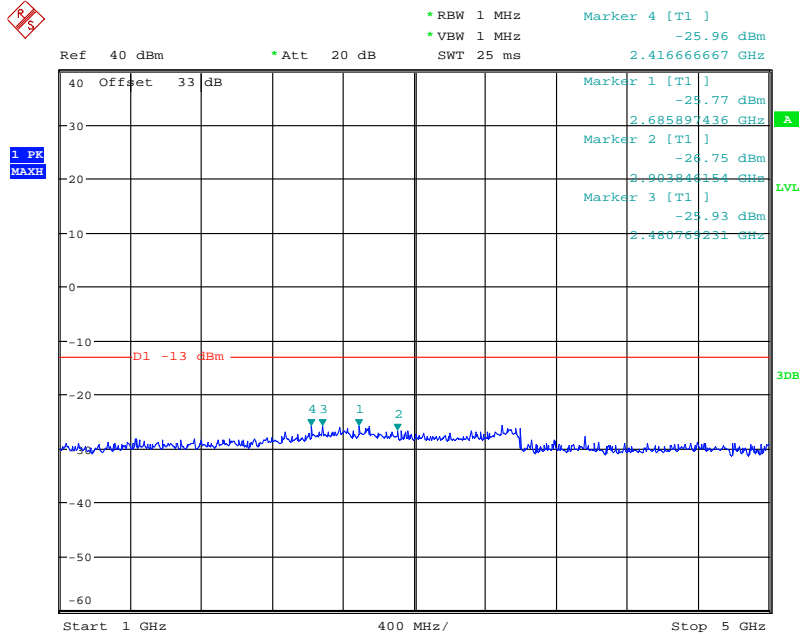
429.975 MHz



Conducted Spurious Emission  
Date: 2.MAR.2011 06:42:08

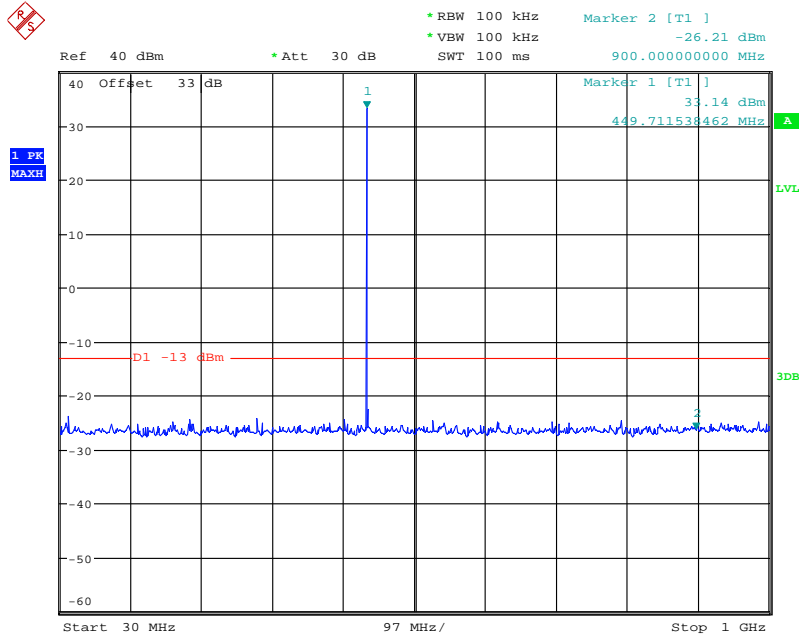


Registration number: W6M21102-11262-C-1-R  
 FCC ID: L9N-7880LC2




Conducted Spurious Emission  
 Date: 2.MAR.2011 06:53:31

450.025 MHz

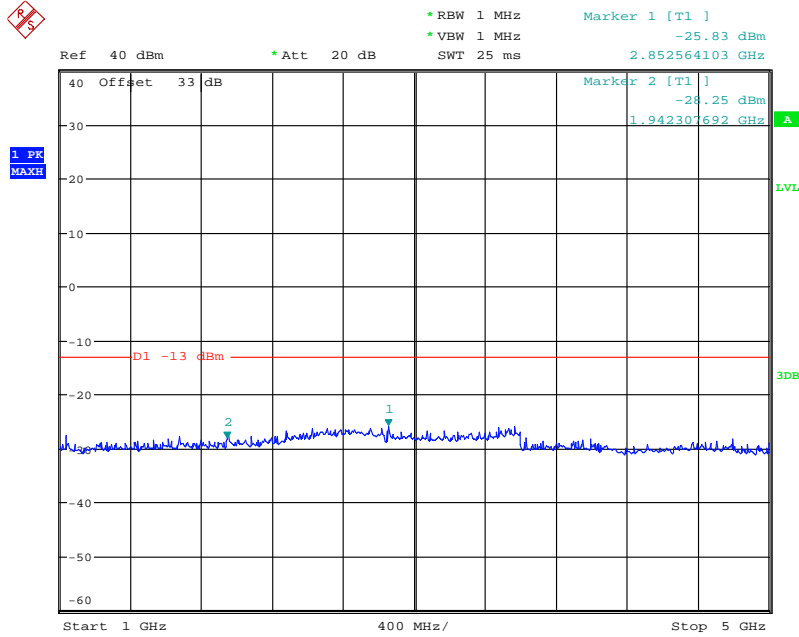


Conducted Spurious Emission  
 Date: 2.MAR.2011 06:22:20



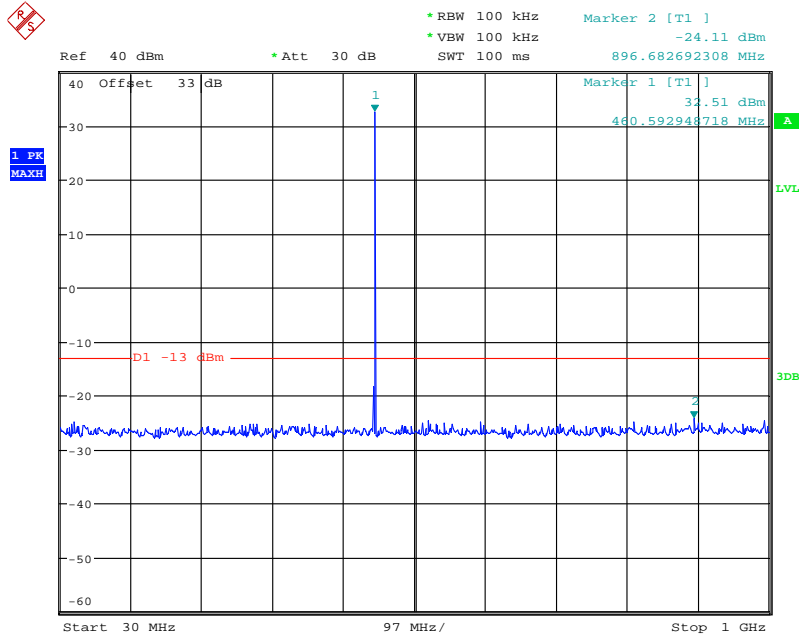


Registration number: W6M21102-11262-C-1-R  
FCC ID: L9N-7880LC2




Conducted Spurious Emission  
Date: 2.MAR.2011 06:23:20

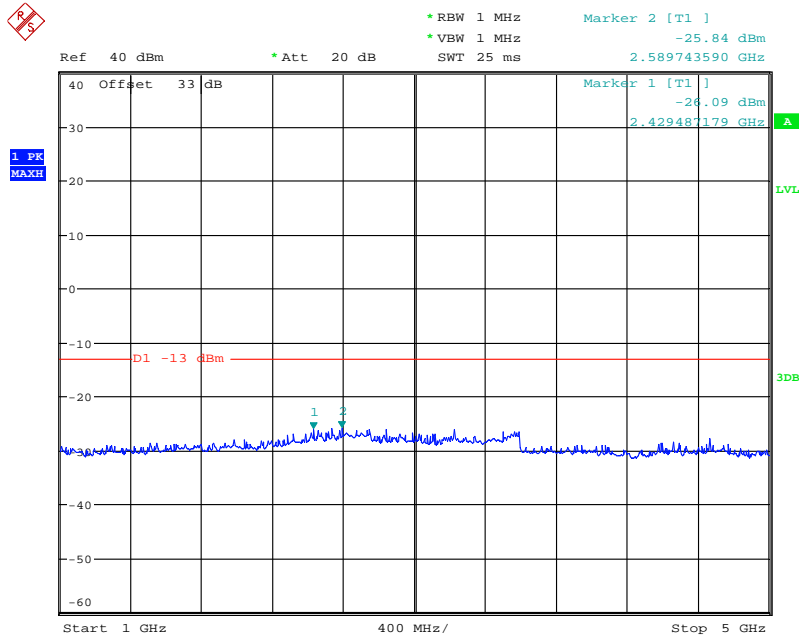
460 MHz



Conducted Spurious Emission  
Date: 2.MAR.2011 06:25:44

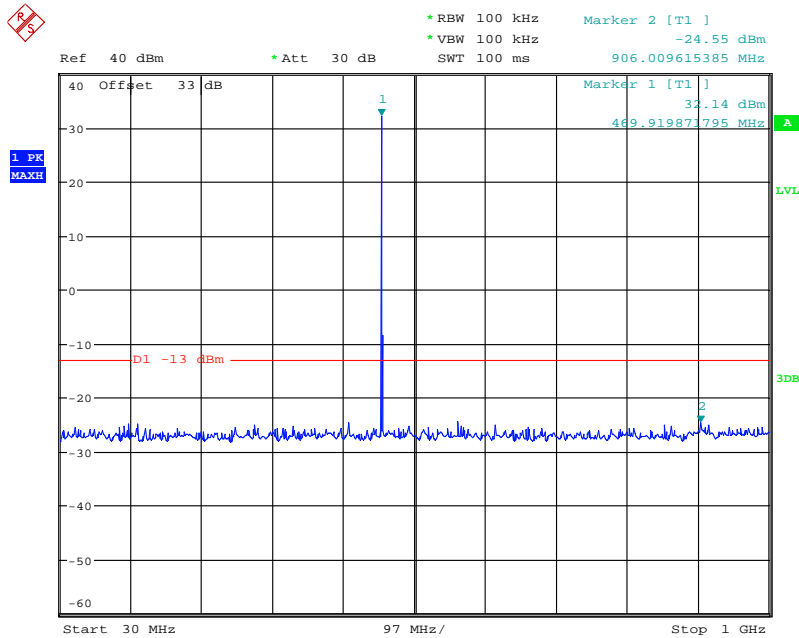


Registration number: W6M21102-11262-C-1-R  
FCC ID: L9N-7880LC2




Conducted Spurious Emission  
Date: 2.MAR.2011 06:23:58

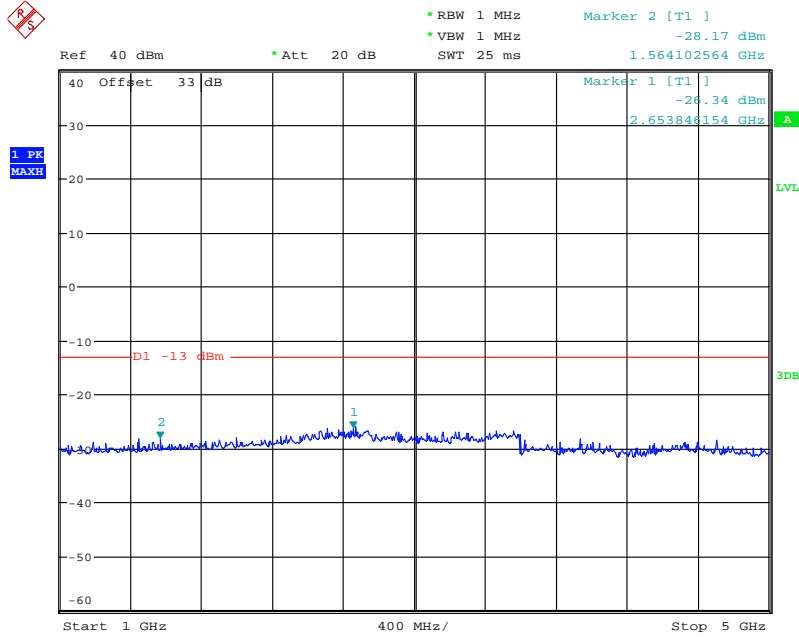
469.975 MHz



Conducted Spurious Emission  
Date: 2.MAR.2011 06:26:19



Registration number: W6M21102-11262-C-1-R  
FCC ID: L9N-7880LC2



Conducted Spurious Emission  
Date: 2.MAR.2011 06:24:36

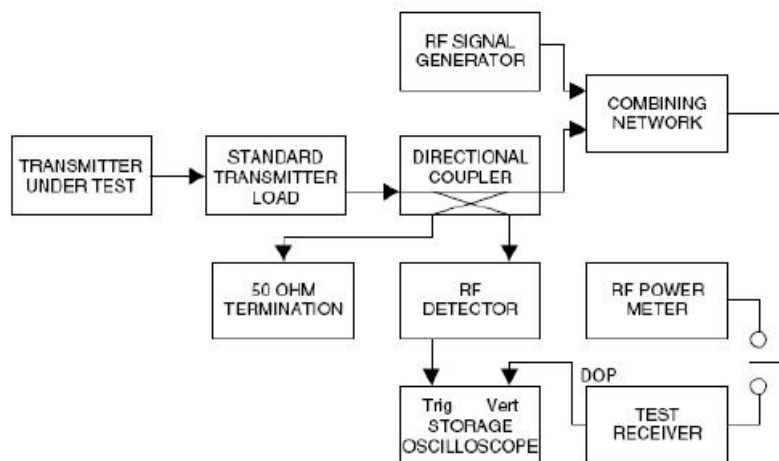
Test equipment used: ETSTW-RE 055, ETSTW-RE 072

## 10. Transient frequency behavior


### 10.1 Test Procedures

1. SG to the assigned transmitter frequency and modulate it with a 1 kHz tone at  $\pm 25$  kHz deviation and set its output level to below 30dB of EUT signal level to receiver.
2. Set the horizontal sweep rate on the storage oscilloscope to 10 ms per division and adjust the display to continuously view the 1000 Hz tone from the DOP. Adjust the vertical amplitude control of the oscilloscope to display the 1000 Hz at  $\pm 4$  divisions vertically centered on the display.
3. Transmitter on and observe the stored display. The output at the DOP, due to the change in the ratio of power between the signal generator input power and the transmitter output power will, because of the capture effect of the test receiver, produce a change in display: For the first part of the sweep it will show the 1 kHz test signal. Then once the receiver's demodulator has been captured by the transmitter power, the display will show the frequency difference from the assigned frequency to the actual transmitter frequency versus time. The instant when the 1 kHz test signal is completely suppressed (including any capture time due to phasing) is considered to be  $t_0$ . The trace should be maintained within the allowed divisions during the period  $t_1$  and  $t_2$ . See the figure in the appropriate standards section.
4. During the time from the end of  $t_2$  to the beginning of  $t_3$  the frequency difference should not exceed the limits set by the FCC in 47 CFR 90.214 and outlined in 3.2.2. The allowed limit is equal to the transmitter frequency times its FCC frequency tolerance times  $\pm 4$  display divisions divided by 25 kHz. For example, at a transmitter assigned frequency of 500 MHz and a frequency tolerance of 5 ppm. This would be 500 MHz times 5 ppm times  $\pm 4$  divisions divided by 25 kHz. This equals  $\pm 0.4$  divisions in this example. Greater vertical sensitivity may be required to view this accurately
5. Adjust the oscilloscope trigger controls so it will trigger on a decreasing magnitude from the RF peak detector, at 1 division from the right side of the display, when the transmitter is turned off. Set the controls to store the display. The moment when the 1 kHz test signal starts to rise is considered to provide  $t_{off}$

### 10.2 Test Setup



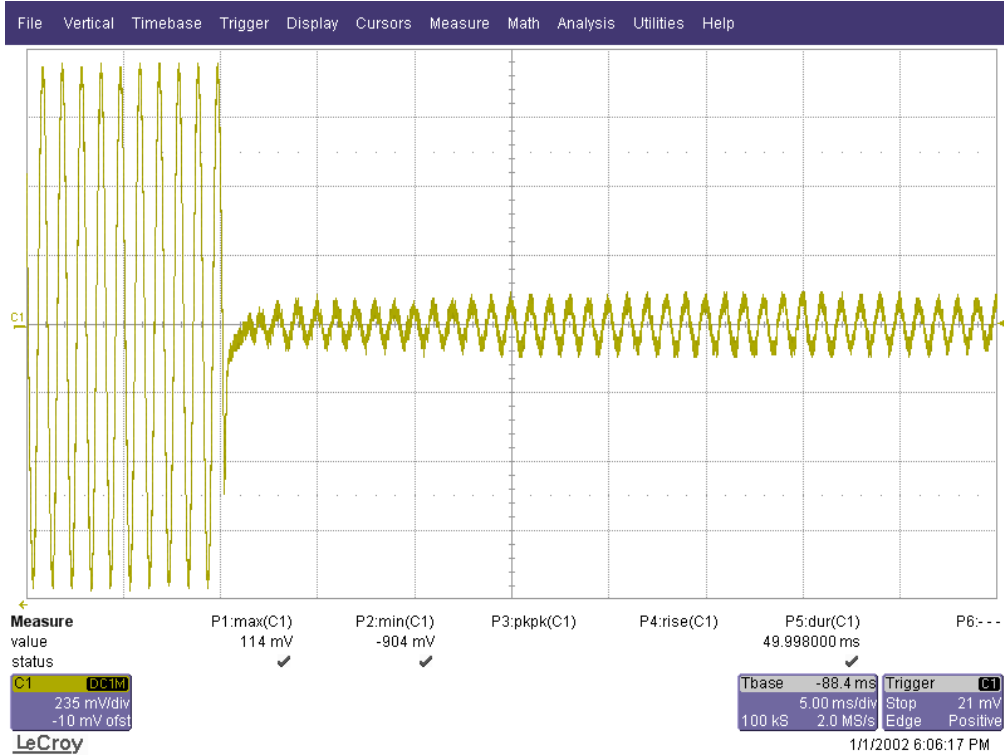




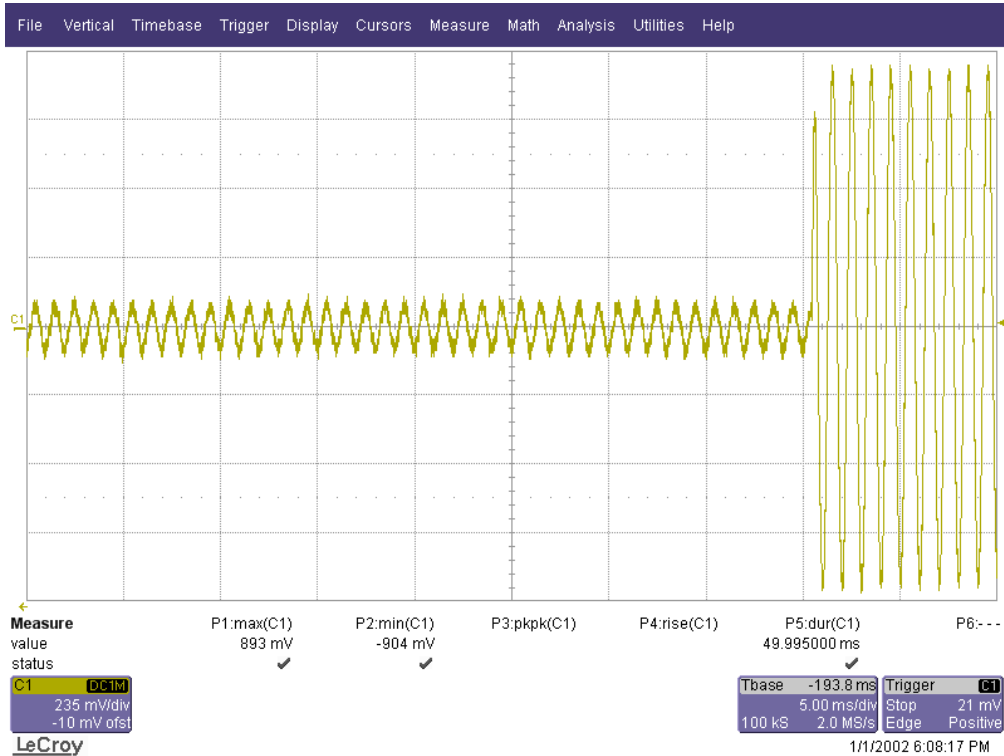
# Worldwide Testing Services(Taiwan) Co., Ltd.

Registration number: W6M21102-11262-C-1-R  
 FCC ID: L9N-7880LC2


Mode 2 (t1,t2) 12.5 kHz  
 460 MHz Off to On



Mode 2 (t3) 12.5 kHz  
 460 MHz On to Off

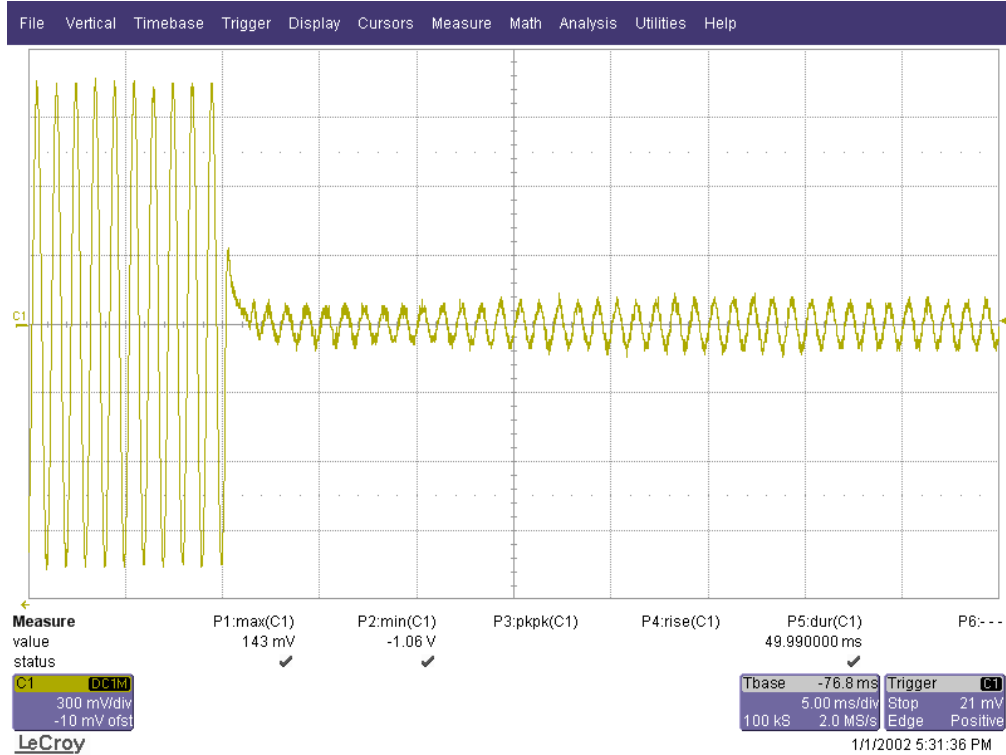




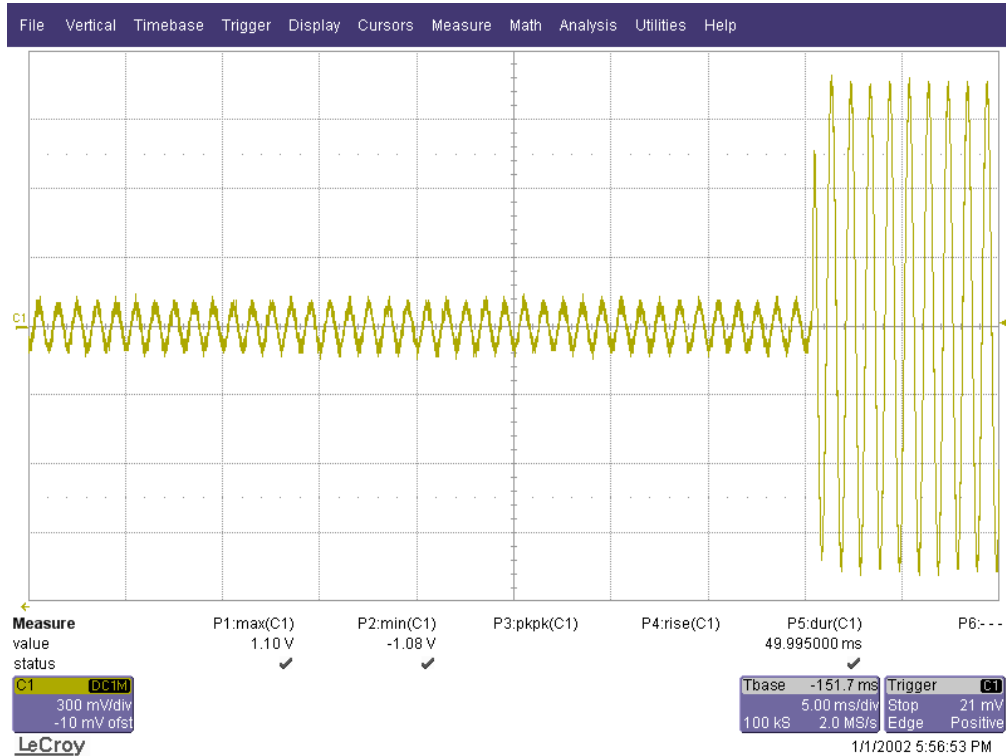


Registration number: W6M21102-11262-C-1-R  
FCC ID: L9N-7880LC2

Mode 4(t1,t2)  
460 MHz Off to On



Mode 3(t3)  
460 MHz On to Off



Test equipment used: ETSTW-RE 072, ETSTW-RE 096, ETSTW-RE 033



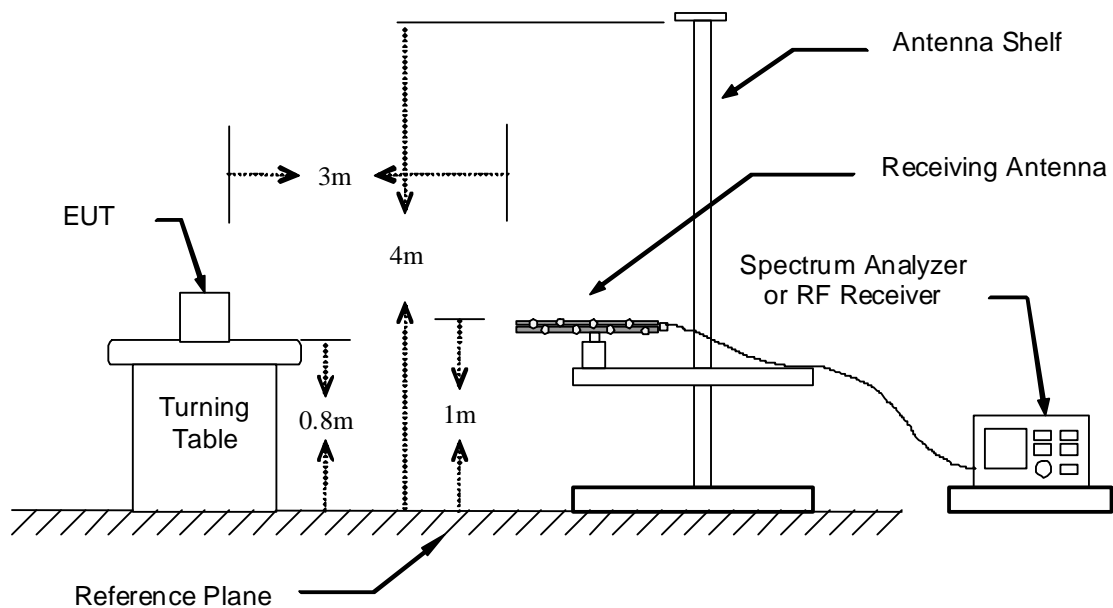
Registration number: W6M21102-11262-C-1-R  
 FCC ID: L9N-7880LC2


## 11. Receiver Radiated Spurious Emission

### 11.1 Test Procedures

1. Configure the EUT according to ANSI C63.4.
2. The EUT was placed on the top of the turn table 0.8 meter above ground.
3. The phase center of the receiving antenna mounted on the top of a height-variable antenna tower was placed 3 meters far away from the turn table.
4. Power on the EUT and all the supporting units.
5. The turn table was rotated 360 degrees to determine the position of the highest radiation.
6. The height of the broadband receiving antenna was varied between one meter and four meters above ground to find the maximum emission field strength of both horizontal and vertical polarization.
7. For each suspected emission, the antenna tower was scan (from 1 M to 4 M) and then the turn table was rotated (from 0 degree to 360 degrees) to find the maximum reading.
8. Adjust the spectrum analyzer for the following settings:
  - Resolution Bandwidth = 100 kHz for spurious emissions below 1 GHz and 1 MHz for spurious emissions above 1GHz.
  - Video Bandwidth = 100 kHz for spurious emissions below 1 GHz, and 1 MHz for spurious emissions above 1 GHz.
  - Sweep Speed slow enough to maintain measurement calibration.
  - Detector Mode = Positive Peak.

### 11.2 Test Setup





# Worldwide Testing Services(Taiwan) Co., Ltd.

Registration number: W6M21102-11262-C-1-R

FCC ID: L9N-7880LC2

## 11.3 Test Result

### 12.5 kHz

Model: 52-7880LC2 Date: 2011/2/21  
 Mode: RX 406.125MHz 12.5k Temperature: 15.9 °C Engineer: Danny  
 Polarization: Horizontal Humidity: 59 %

Frequency (MHz)	Reading (dBuV)	Detector	Factor (dB)	Result (dBuV/m)	Limit (dBuV/m)	Margin (dB)	Table Degree (Deg.)	Ant. High (cm)
291.9000	20.15	peak	15.75	35.90	46.00	-10.10	100	150
300.0000	20.13	peak	15.93	36.06	46.00	-9.94	110	150
777.4000	-1.94	peak	25.51	23.57	46.00	-22.43	120	150
942.6000	-1.90	peak	27.58	25.68	46.00	-20.32	130	150

Frequency (MHz)	Reading (dBuV)		Factor (dB) Corr.	Result @3m (dBuV/m)		Limit @3m (dBuV/m)		Margin (dB)	Table Degree (Deg.)	Ant. High (cm)
	Peak	Ave.		Peak	Ave.	Peak	Ave.			
3250.0000	50.68	---	-3.49	47.19	---	74.00	54.00	-26.81	130	150
7928.0000	49.14	---	-0.58	48.56	---	74.00	54.00	-25.44	120	150

Polarization: Vertical


Frequency (MHz)	Reading (dBuV)	Detector	Factor (dB)	Result (dBuV/m)	Limit (dBuV/m)	Margin (dB)	Table Degree (Deg.)	Ant. High (cm)
200.6400	17.50	peak	12.73	30.23	43.50	-13.27	120	150
286.5000	19.30	peak	15.63	34.93	46.00	-11.07	110	150
853.0000	-3.16	peak	26.18	23.02	46.00	-22.98	120	150
942.6000	-2.80	peak	27.58	24.78	46.00	-21.22	130	150

Frequency (MHz)	Reading (dBuV)		Factor (dB) Corr.	Result @3m (dBuV/m)		Limit @3m (dBuV/m)		Margin (dB)	Table Degree (Deg.)	Ant. High (cm)
	Peak	Ave.		Peak	Ave.	Peak	Ave.			
3250.0000	50.05	---	-3.49	46.56	---	74.00	54.00	-27.44	135	150
7856.0000	49.51	---	-0.86	48.65	---	74.00	54.00	-25.35	130	150

Mode: RX 418MHz 12.5k

Polarization: Horizontal

Frequency (MHz)	Reading (dBuV)	Detector	Factor (dB)	Result (dBuV/m)	Limit (dBuV/m)	Margin (dB)	Table Degree (Deg.)	Ant. High (cm)
286.5000	20.73	peak	15.63	36.36	46.00	-9.64	105	150
295.6800	21.17	peak	15.83	37.00	46.00	-9.00	120	150
785.8000	-2.16	peak	25.60	23.44	46.00	-22.56	135	150
935.6000	-2.59	peak	27.44	24.85	46.00	-21.15	125	150



# Worldwide Testing Services(Taiwan) Co., Ltd.

Registration number: W6M21102-11262-C-1-R

FCC ID: L9N-7880LC2

Frequency (MHz)	Reading (dBuV)		Factor (dB) Corr.	Result @3m (dBuV/m)		Limit @3m (dBuV/m)		Margin (dB)	Table Degree (Deg.)	Ant. High (cm)
	Peak	Ave.		Peak	Ave.	Peak	Ave.			
3346.0000	49.54	---	-3.13	46.41	---	74.00	54.00	-27.59	135	150
7960.0000	49.15	---	-0.66	48.49	---	74.00	54.00	-25.51	135	150

Polarization: Vertical

Frequency (MHz)	Reading (dBuV)	Detector	Factor (dB)	Result (dBuV/m)	Limit (dBuV/m)	Margin (dB)	Table Degree (Deg.)	Ant. High (cm)
204.9600	17.59	peak	12.84	30.43	43.50	-13.07	135	150
296.2200	19.96	peak	15.85	35.81	46.00	-10.19	140	150
787.2000	-1.96	peak	25.61	23.65	46.00	-22.35	135	150
868.4000	-2.75	peak	26.37	23.62	46.00	-22.38	145	150

Frequency (MHz)	Reading (dBuV)		Factor (dB) Corr.	Result @3m (dBuV/m)		Limit @3m (dBuV/m)		Margin (dB)	Table Degree (Deg.)	Ant. High (cm)
	Peak	Ave.		Peak	Ave.	Peak	Ave.			
3346.0000	53.26	---	-3.13	50.13	---	74.00	54.00	-23.87	140	150
7944.0000	48.85	---	-0.62	48.23	---	74.00	54.00	-25.77	145	150

Mode: RX 429.975MHz 12.5k


Polarization: Horizontal

Frequency (MHz)	Reading (dBuV)	Detector	Factor (dB)	Result (dBuV/m)	Limit (dBuV/m)	Margin (dB)	Table Degree (Deg.)	Ant. High (cm)
206.5800	17.91	peak	12.87	30.78	43.50	-12.72	110	150
296.7600	19.88	peak	15.86	35.74	46.00	-10.26	105	150
710.2000	-1.22	peak	24.18	22.96	46.00	-23.04	140	150
938.4000	-3.68	peak	27.50	23.82	46.00	-22.18	130	150

Frequency (MHz)	Reading (dBuV)		Factor (dB) Corr.	Result @3m (dBuV/m)		Limit @3m (dBuV/m)		Margin (dB)	Table Degree (Deg.)	Ant. High (cm)
	Peak	Ave.		Peak	Ave.	Peak	Ave.			
3442.0000	52.50	---	-2.98	49.52	---	74.00	54.00	-24.48	140	150
7776.0000	49.26	---	-1.33	47.93	---	74.00	54.00	-26.07	120	150

Polarization: Vertical

Frequency (MHz)	Reading (dBuV)	Detector	Factor (dB)	Result (dBuV/m)	Limit (dBuV/m)	Margin (dB)	Table Degree (Deg.)	Ant. High (cm)
195.7800	17.91	peak	13.00	30.91	43.50	-12.59	125	150
298.3800	20.60	peak	15.89	36.49	46.00	-9.51	110	150
822.2000	-2.25	peak	25.92	23.67	46.00	-22.33	125	150
942.6000	-3.02	peak	27.58	24.56	46.00	-21.44	135	150



# Worldwide Testing Services(Taiwan) Co., Ltd.

Registration number: W6M21102-11262-C-1-R

FCC ID: L9N-7880LC2

Frequency (MHz)	Reading (dBuV)		Factor (dB) Corr.	Result @3m (dBuV/m)		Limit @3m (dBuV/m)		Margin (dB)	Table Degree (Deg.)	Ant. High (cm)
	Peak	Ave.		Peak	Ave.	Peak	Ave.			
3439.7680	56.64	54.94	-2.98	53.66	51.96	74.00	54.00	-2.04	130	150
7632.0000	48.56	---	-1.55	47.01	---	74.00	54.00	-26.99	130	150

Mode: RX 450.025MHz 12.5k

Polarization: Horizontal

Frequency (MHz)	Reading (dBuV)	Detector	Factor (dB)	Result (dBuV/m)	Limit (dBuV/m)	Margin (dB)	Table Degree (Deg.)	Ant. High (cm)
285.4200	21.11	peak	15.61	36.72	46.00	-9.28	130	150
296.7600	20.78	peak	15.86	36.64	46.00	-9.36	110	150
701.8000	-1.88	peak	23.96	22.08	46.00	-23.92	120	150
939.8000	-3.73	peak	27.53	23.80	46.00	-22.20	125	150

Frequency (MHz)	Reading (dBuV)		Factor (dB) Corr.	Result @3m (dBuV/m)		Limit @3m (dBuV/m)		Margin (dB)	Table Degree (Deg.)	Ant. High (cm)
	Peak	Ave.		Peak	Ave.	Peak	Ave.			
3604.0000	48.95	---	-2.76	46.19	---	74.00	54.00	-27.81	155	150
7960.0000	49.43	---	-0.66	48.77	---	74.00	54.00	-25.23	140	150

Polarization: Vertical


Frequency (MHz)	Reading (dBuV)	Detector	Factor (dB)	Result (dBuV/m)	Limit (dBuV/m)	Margin (dB)	Table Degree (Deg.)	Ant. High (cm)
196.3200	17.37	peak	12.97	30.34	43.50	-13.16	130	150
291.9000	20.64	peak	15.75	36.39	46.00	-9.61	120	150
776.0000	-1.44	peak	25.50	24.06	46.00	-21.94	140	150
927.2000	-3.14	peak	27.28	24.14	46.00	-21.86	130	150

Frequency (MHz)	Reading (dBuV)		Factor (dB) Corr.	Result @3m (dBuV/m)		Limit @3m (dBuV/m)		Margin (dB)	Table Degree (Deg.)	Ant. High (cm)
	Peak	Ave.		Peak	Ave.	Peak	Ave.			
3604.0000	51.79	---	-2.76	49.03	---	74.00	54.00	-24.97	140	150
7888.0000	49.16	---	-0.60	48.56	---	74.00	54.00	-25.44	140	150

Mode: RX 460MHz 12.5k

Polarization: Horizontal

Frequency (MHz)	Reading (dBuV)	Detector	Factor (dB)	Result (dBuV/m)	Limit (dBuV/m)	Margin (dB)	Table Degree (Deg.)	Ant. High (cm)
285.4200	21.11	peak	15.61	36.72	46.00	-9.28	130	150
296.7600	20.78	peak	15.86	36.64	46.00	-9.36	105	150
833.4000	-2.43	peak	26.01	23.58	46.00	-22.42	135	150
944.0000	-3.21	peak	27.61	24.40	46.00	-21.60	140	150



# Worldwide Testing Services(Taiwan) Co., Ltd.

Registration number: W6M21102-11262-C-1-R

FCC ID: L9N-7880LC2

Frequency (MHz)	Reading (dBuV)		Factor (dB) Corr.	Result @3m (dBuV/m)		Limit @3m (dBuV/m)		Margin (dB)	Table Degree (Deg.)	Ant. High (cm)
	Peak	Ave.		Peak	Ave.	Peak	Ave.			
3682.0000	52.39	---	-2.45	49.94	---	74.00	54.00	-24.06	130	150
7928.0000	48.72	---	-0.58	48.14	---	74.00	54.00	-25.86	135	150

Polarization: Vertical

Frequency (MHz)	Reading (dBuV)	Detector	Factor (dB)	Result (dBuV/m)	Limit (dBuV/m)	Margin (dB)	Table Degree (Deg.)	Ant. High (cm)
196.3200	17.37	peak	12.97	30.34	43.50	-13.16	105	150
294.0600	19.77	peak	15.80	35.57	46.00	-10.43	115	150
833.4000	-2.60	peak	26.01	23.41	46.00	-22.59	140	150
942.6000	-3.66	peak	27.58	23.92	46.00	-22.08	150	150

Frequency (MHz)	Reading (dBuV)		Factor (dB) Corr.	Result @3m (dBuV/m)		Limit @3m (dBuV/m)		Margin (dB)	Table Degree (Deg.)	Ant. High (cm)
	Peak	Ave.		Peak	Ave.	Peak	Ave.			
3682.0000	53.72	---	-2.45	51.27	---	74.00	54.00	-22.73	140	150
7896.0000	48.57	---	-0.54	48.03	---	74.00	54.00	-25.97	135	150

Mode: RX 469.975MHz 12.5k


Polarization: Horizontal

Frequency (MHz)	Reading (dBuV)	Detector	Factor (dB)	Result (dBuV/m)	Limit (dBuV/m)	Margin (dB)	Table Degree (Deg.)	Ant. High (cm)
210.9000	18.30	peak	12.98	31.28	43.50	-12.22	105	150
296.7600	21.34	peak	15.86	37.20	46.00	-8.80	120	150
855.8000	-1.43	peak	26.22	24.79	46.00	-21.21	145	150
939.8000	-2.01	peak	27.53	25.52	46.00	-20.48	140	150

Frequency (MHz)	Reading (dBuV)		Factor (dB) Corr.	Result @3m (dBuV/m)		Limit @3m (dBuV/m)		Margin (dB)	Table Degree (Deg.)	Ant. High (cm)
	Peak	Ave.		Peak	Ave.	Peak	Ave.			
3760.0000	53.66	---	-2.10	51.56	---	74.00	54.00	-22.44	120	150
7856.0000	48.45	---	-0.86	47.59	---	74.00	54.00	-26.41	135	150

Polarization: Vertical

Frequency (MHz)	Reading (dBuV)	Detector	Factor (dB)	Result (dBuV/m)	Limit (dBuV/m)	Margin (dB)	Table Degree (Deg.)	Ant. High (cm)
199.0200	17.71	peak	12.78	30.49	43.50	-13.01	120	150
285.4200	20.40	peak	15.61	36.01	46.00	-9.99	145	150
864.2000	-2.74	peak	26.32	23.58	46.00	-22.42	130	150
942.6000	-2.69	peak	27.58	24.89	46.00	-21.11	135	150



# Worldwide Testing Services(Taiwan) Co., Ltd.

Registration number: W6M21102-11262-C-1-R

FCC ID: L9N-7880LC2

Frequency (MHz)	Reading (dBuV)		Factor (dB) Corr.	Result @3m (dBuV/m)		Limit @3m (dBuV/m)		Margin (dB)	Table Degree (Deg.)	Ant. High (cm)
	Peak	Ave.		Peak	Ave.	Peak	Ave.			
3760.0000	50.04	---	-2.10	47.94	---	74.00	54.00	-26.06	145	150
7928.0000	48.89	---	-0.58	48.31	---	74.00	54.00	-25.69	120	150

25 kHz

Mode: RX 406.125MHz 25k

Polarization: Horizontal


Frequency (MHz)	Reading (dBuV)	Detector	Factor (dB)	Result (dBuV/m)	Limit (dBuV/m)	Margin (dB)	Table Degree (Deg.)	Ant. High (cm)
211.9800	17.61	peak	13.00	30.61	43.50	-12.89	120	150
300.0000	20.13	peak	15.93	36.06	46.00	-9.94	110	150
876.8000	-2.67	peak	26.48	23.81	46.00	-22.19	110	150
942.6000	-1.90	peak	27.58	25.68	46.00	-20.32	130	150

Frequency (MHz)	Reading (dBuV)		Factor (dB) Corr.	Result @3m (dBuV/m)		Limit @3m (dBuV/m)		Margin (dB)	Table Degree (Deg.)	Ant. High (cm)
	Peak	Ave.		Peak	Ave.	Peak	Ave.			
3250.0000	50.46	---	-3.49	46.97	---	74.00	54.00	-27.03	125	150
7616.0000	49.37	---	-1.57	47.80	---	74.00	54.00	-26.20	135	150

Polarization: Vertical

Frequency (MHz)	Reading (dBuV)	Detector	Factor (dB)	Result (dBuV/m)	Limit (dBuV/m)	Margin (dB)	Table Degree (Deg.)	Ant. High (cm)
244.3800	17.06	peak	14.34	31.40	46.00	-14.60	125	150
286.5000	19.30	peak	15.63	34.93	46.00	-11.07	110	150
755.0000	-2.96	peak	25.29	22.33	46.00	-23.67	125	150
942.6000	-2.80	peak	27.58	24.78	46.00	-21.22	130	150

Frequency (MHz)	Reading (dBuV)		Factor (dB) Corr.	Result @3m (dBuV/m)		Limit @3m (dBuV/m)		Margin (dB)	Table Degree (Deg.)	Ant. High (cm)
	Peak	Ave.		Peak	Ave.	Peak	Ave.			
3250.0000	50.12	---	-3.49	46.63	---	74.00	54.00	-27.37	140	150
7144.0000	48.59	---	-1.09	47.50	---	74.00	54.00	-26.50	135	150



# Worldwide Testing Services(Taiwan) Co., Ltd.

Registration number: W6M21102-11262-C-1-R

FCC ID: L9N-7880LC2

Mode: RX 418MHz 12.5k

Polarization: Horizontal

Frequency (MHz)	Reading (dBuV)	Detector	Factor (dB)	Result (dBuV/m)	Limit (dBuV/m)	Margin (dB)	Table Degree (Deg.)	Ant. High (cm)
212.5200	18.10	peak	13.01	31.11	43.50	-12.39	120	150
295.6800	21.17	peak	15.83	37.00	46.00	-9.00	120	150
785.8000	-2.16	peak	25.60	23.44	46.00	-22.56	135	150
878.2000	-2.25	peak	26.49	24.24	46.00	-21.76	140	150

Frequency (MHz)	Reading (dBuV)		Factor (dB) Corr.	Result @3m (dBuV/m)		Limit @3m (dBuV/m)		Margin (dB)	Table Degree (Deg.)	Ant. High (cm)
	Peak	Ave.		Peak	Ave.	Peak	Ave.			
3346.0000	49.67	---	-3.13	46.54	---	74.00	54.00	-27.46	130	150
7768.0000	49.75	---	-1.34	48.41	---	74.00	54.00	-25.59	140	150

Polarization: Vertical

Frequency (MHz)	Reading (dBuV)	Detector	Factor (dB)	Result (dBuV/m)	Limit (dBuV/m)	Margin (dB)	Table Degree (Deg.)	Ant. High (cm)
30.5400	13.78	peak	13.71	27.49	40.00	-12.51	110	150
296.2200	19.96	peak	15.85	35.81	46.00	-10.19	140	150
868.4000	-2.75	peak	26.37	23.62	46.00	-22.38	145	150
945.4000	-3.38	peak	27.63	24.25	46.00	-21.75	130	150


Frequency (MHz)	Reading (dBuV)		Factor (dB) Corr.	Result @3m (dBuV/m)		Limit @3m (dBuV/m)		Margin (dB)	Table Degree (Deg.)	Ant. High (cm)
	Peak	Ave.		Peak	Ave.	Peak	Ave.			
3346.0000	53.43	---	-3.13	50.30	---	74.00	54.00	-23.70	155	150
6976.0000	47.71	---	-0.59	47.12	---	74.00	54.00	-26.88	150	150

Mode: RX 429.975MHz 25k

Polarization: Horizontal

Frequency (MHz)	Reading (dBuV)	Detector	Factor (dB)	Result (dBuV/m)	Limit (dBuV/m)	Margin (dB)	Table Degree (Deg.)	Ant. High (cm)
216.3000	18.22	peak	13.10	31.32	46.00	-14.68	120	150
296.7600	19.88	peak	15.86	35.74	46.00	-10.26	105	150
771.8000	-2.24	peak	25.46	23.22	46.00	-22.78	135	150
938.4000	-3.68	peak	27.50	23.82	46.00	-22.18	130	150

Frequency (MHz)	Reading (dBuV)		Factor (dB) Corr.	Result @3m (dBuV/m)		Limit @3m (dBuV/m)		Margin (dB)	Table Degree (Deg.)	Ant. High (cm)
	Peak	Ave.		Peak	Ave.	Peak	Ave.			
3442.0000	52.64	---	-2.98	49.66	---	74.00	54.00	-24.34	130	150
7088.0000	47.97	---	-1.00	46.97	---	74.00	54.00	-27.03	125	150



# Worldwide Testing Services(Taiwan) Co., Ltd.

Registration number: W6M21102-11262-C-1-R

FCC ID: L9N-7880LC2

Polarization: Vertical

Frequency (MHz)	Reading (dBuV)	Detector	Factor (dB)	Result (dBuV/m)	Limit (dBuV/m)	Margin (dB)	Table Degree (Deg.)	Ant. High (cm)
218.4600	18.28	peak	13.15	31.43	46.00	-14.57	120	150
298.3800	20.60	peak	15.89	36.49	46.00	-9.51	110	150
801.2000	-2.18	peak	25.75	23.57	46.00	-22.43	120	150
942.6000	-3.02	peak	27.58	24.56	46.00	-21.44	135	150

Frequency (MHz)	Reading (dBuV)		Factor (dB) Corr.	Result @3m (dBuV/m)		Limit @3m (dBuV/m)		Margin (dB)	Table Degree (Deg.)	Ant. High (cm)
	Peak	Ave.		Peak	Ave.	Peak	Ave.			
3439.7680	56.65	54.84	-2.98	53.67	51.86	74.00	54.00	-2.14	125	150
6856.0000	45.60	---	-0.02	45.58	---	74.00	54.00	-28.42	140	150

Mode: RX 450.025MHz 25k

Polarization: Horizontal

Frequency (MHz)	Reading (dBuV)	Detector	Factor (dB)	Result (dBuV/m)	Limit (dBuV/m)	Margin (dB)	Table Degree (Deg.)	Ant. High (cm)
216.3000	18.22	peak	13.10	31.32	46.00	-14.68	125	150
296.7600	20.78	peak	15.86	36.64	46.00	-9.36	110	150
804.0000	-2.81	peak	25.78	22.97	46.00	-23.03	110	150
939.8000	-3.73	peak	27.53	23.80	46.00	-22.20	125	150


Frequency (MHz)	Reading (dBuV)		Factor (dB) Corr.	Result @3m (dBuV/m)		Limit @3m (dBuV/m)		Margin (dB)	Table Degree (Deg.)	Ant. High (cm)
	Peak	Ave.		Peak	Ave.	Peak	Ave.			
3604.0000	49.01	---	-2.76	46.25	---	74.00	54.00	-27.75	160	150
6800.0000	47.56	---	0.11	47.67	---	74.00	54.00	-26.33	145	150

Polarization: Vertical

Frequency (MHz)	Reading (dBuV)	Detector	Factor (dB)	Result (dBuV/m)	Limit (dBuV/m)	Margin (dB)	Table Degree (Deg.)	Ant. High (cm)
212.5200	17.99	peak	13.01	31.00	43.50	-12.50	140	150
291.9000	20.64	peak	15.75	36.39	46.00	-9.61	120	150
802.6000	-2.57	peak	25.76	23.19	46.00	-22.81	135	150
927.2000	-3.14	peak	27.28	24.14	46.00	-21.86	130	150

Frequency (MHz)	Reading (dBuV)		Factor (dB) Corr.	Result @3m (dBuV/m)		Limit @3m (dBuV/m)		Margin (dB)	Table Degree (Deg.)	Ant. High (cm)
	Peak	Ave.		Peak	Ave.	Peak	Ave.			
3604.0000	51.86	---	-2.76	49.10	---	74.00	54.00	-24.90	145	150
7280.0000	49.33	---	-1.71	47.62	---	74.00	54.00	-26.38	130	150





# Worldwide Testing Services(Taiwan) Co., Ltd.

Registration number: W6M21102-11262-C-1-R

FCC ID: L9N-7880LC2

Mode: RX 460MHz 25k

Polarization: Horizontal

Frequency (MHz)	Reading (dBuV)	Detector	Factor (dB)	Result (dBuV/m)	Limit (dBuV/m)	Margin (dB)	Table Degree (Deg.)	Ant. High (cm)
210.9000	18.30	peak	12.98	31.28	43.50	-12.22	120	150
296.7600	20.78	peak	15.86	36.64	46.00	-9.36	105	150
804.0000	-2.51	peak	25.78	23.27	46.00	-22.73	145	150
944.0000	-3.21	peak	27.61	24.40	46.00	-21.60	140	150

Frequency (MHz)	Reading (dBuV)		Factor (dB) Corr.	Result @3m (dBuV/m)		Limit @3m (dBuV/m)		Margin (dB)	Table Degree (Deg.)	Ant. High (cm)
	Peak	Ave.		Peak	Ave.	Peak	Ave.			
3682.0000	52.43	---	-2.45	49.98	---	74.00	54.00	-24.02	140	150
7928.0000	48.72	---	-0.58	48.14	---	74.00	54.00	-25.86	135	150

Polarization: Vertical

Frequency (MHz)	Reading (dBuV)	Detector	Factor (dB)	Result (dBuV/m)	Limit (dBuV/m)	Margin (dB)	Table Degree (Deg.)	Ant. High (cm)
210.9000	17.52	peak	12.98	30.50	43.50	-13.00	100	150
294.0600	19.77	peak	15.80	35.57	46.00	-10.43	115	150
790.0000	-2.24	peak	25.64	23.40	46.00	-22.60	130	150
942.6000	-3.66	peak	27.58	23.92	46.00	-22.08	150	150

Frequency (MHz)	Reading (dBuV)		Factor (dB) Corr.	Result @3m (dBuV/m)		Limit @3m (dBuV/m)		Margin (dB)	Table Degree (Deg.)	Ant. High (cm)
	Peak	Ave.		Peak	Ave.	Peak	Ave.			
3682.0000	53.83	---	-2.45	51.38	---	74.00	54.00	-22.62	135	150
7120.0000	48.32	---	-1.06	47.26	---	74.00	54.00	-26.74	140	150

Mode: RX 469.975MHz 25k

Polarization: Horizontal

Frequency (MHz)	Reading (dBuV)	Detector	Factor (dB)	Result (dBuV/m)	Limit (dBuV/m)	Margin (dB)	Table Degree (Deg.)	Ant. High (cm)
200.6400	18.37	peak	12.73	31.10	43.50	-12.40	110	150
296.7600	21.34	peak	15.86	37.20	46.00	-8.80	120	150
802.6000	-2.46	peak	25.76	23.30	46.00	-22.70	130	150
939.8000	-2.01	peak	27.53	25.52	46.00	-20.48	140	150

Frequency (MHz)	Reading (dBuV)		Factor (dB) Corr.	Result @3m (dBuV/m)		Limit @3m (dBuV/m)		Margin (dB)	Table Degree (Deg.)	Ant. High (cm)
	Peak	Ave.		Peak	Ave.	Peak	Ave.			
3760.0000	53.78	---	-2.10	51.68	---	74.00	54.00	-22.32	135	150
7160.0000	48.55	---	-1.11	47.44	---	74.00	54.00	-26.56	145	150



# Worldwide Testing Services(Taiwan) Co., Ltd.

Registration number: W6M21102-11262-C-1-R  
 FCC ID: L9N-7880LC2

Polarization: Vertical

Frequency (MHz)	Reading (dBuV)	Detector	Factor (dB)	Result (dBuV/m)	Limit (dBuV/m)	Margin (dB)	Table Degree (Deg.)	Ant. High (cm)
217.9200	17.53	peak	13.14	30.67	46.00	-15.33	130	150
285.4200	20.40	peak	15.61	36.01	46.00	-9.99	145	150
822.2000	-2.72	peak	25.92	23.20	46.00	-22.80	140	150
942.6000	-2.69	peak	27.58	24.89	46.00	-21.11	135	150


Frequency (MHz)	Reading (dBuV)		Factor (dB) Corr.	Result @3m (dBuV/m)		Limit @3m (dBuV/m)		Margin (dB)	Table Degree (Deg.)	Ant. High (cm)
	Peak	Ave.		Peak	Ave.	Peak	Ave.			
3760.0000	50.17	---	-2.10	48.07	---	74.00	54.00	-25.93	140	150
7224.0000	48.87	---	-1.33	47.54	---	74.00	54.00	-26.46	135	150

- Note
1. Correction Factor = Antenna factor + Cable loss - Preamplifier
  2. The formula of measured value as: Test Result = Reading + Correction Factor
  3. Detector function in the form: PK = Peak, QP = Quasi Peak, AV = Average
  4. All not in the table noted test results are more than 20 dB below the relevant limits.
  5. Up Line: QP Limit Line, Down Line: Ave Limit Line.
  6. See attached diagrams in appendix.

Except for Class A digital devices, the field strength of radiated emissions from unintentional radiators at a distance of 3 meters shall not exceed the following values:

Frequency of Emission (MHz)	Field Strength (microvolts/meter)	Field Strength (dBmicrovolts/meter)
30 – 88	100	40.0
88 – 216	150	43.5
216 – 960	200	46.0
Above 960	500	54.0

Test equipment used: ETSTW-RE 003, ETSTW-RE 004, ETSTW-RE 028, ETSTW-RE 029, ETSTW-RE 030, ETSTW-RE 044, ETSTW-RE 064



Registration number: W6M21102-11262-C-1-R  
 FCC ID: L9N-7880LC2

## 12. Maximum Permissible Exposure

### 12.1 Applicable Standard

Systems operating under the provisions of this section shall be operated in a manner that ensures that the public is not exposed to radio frequency energy levels in excess limit for maximum permissible exposure. In accordance with 47 CFR FCC Part 2 Subpart J, section 2.1091 this device has been defined as a mobile device whereby a distance of 0.52 m normally can be maintained between the user and the device.

### 12.2 MPE Calculation Method

#### (A) Limits for Occupational/Controlled Exposure

Frequency Range (MHz)	Electric Field Strength (E) (V/m)	Magnetic Field Strength (H) (A/m)	Power Density (S) (mW/cm <sup>2</sup> )	Averaging Time ( E  <sup>2</sup> ,  H  <sup>2</sup> or S) (minutes)
0.3-3.0	614	1.63	(100)*	6
3.0-30	1842/f	4.89/f	(900/f <sup>2</sup> )*	6
30-300	61.4	0.163	1.0	6
300-1500	--	--	f/300	6
1500-100,000	--	--	5	6

#### (B) Limits for General Population/Uncontrolled Exposure

Frequency Range (MHz)	Electric Field Strength (E) (V/m)	Magnetic Field Strength (H) (A/m)	Power Density (S) (mW/cm <sup>2</sup> )	Averaging Time ( E  <sup>2</sup> ,  H  <sup>2</sup> or S) (minutes)
0.3-1.34	614	1.63	(100)*	30
1.34-30	824/f	2.19/f	(180/f <sup>2</sup> )*	30
30-300	27.5	0.073	0.2	30
300-1500	--	--	f/1500	30
1500-100,000	--	--	1.0	30

f = frequency in MHz

\*Plane-wave equivalent power density

$$E \text{ (V/m)} \cdot \frac{\sqrt{30 \times P \times G}}{d}$$


$$\text{Power Density: } Pd \text{ (W/m}^2\text{)} \cdot \frac{E^2}{377}$$

E = Electric field (V/m) P = output power (W) G = EUT Antenna numeric gain (numeric)

d = Separation distance between radiator and human body (m)

The formula can be changed to

$$Pd \cdot \frac{30 \times P \times G}{377 \times d^2}$$




# Worldwide Testing Services(Taiwan) Co., Ltd.

Registration number: W6M21102-11262-C-1-R  
FCC ID: L9N-7880LC2

Max output power (W)	Antenna numeric Gain	Power Density(S) (mW/cm <sup>2</sup> )	Limit of Power Density (S) (mW/cm <sup>2</sup> )	Test Result
2.91	3.02	0.258	0.27	Complies

From the peak EUT RF output power, the minimum mobile separation distance,  $d=0.52$  m, as well as the gain of the used antenna, the RF power density can be obtained.




## **Appendix**

### **A Measurement diagrams**

1. Power
2. Radiated Spurious Emission

### **B Photos**

1. External Photos
2. Internal Photos
3. Set Up Photo of Radiated Emission



Registration number: W6M21102-11262-C-1-R

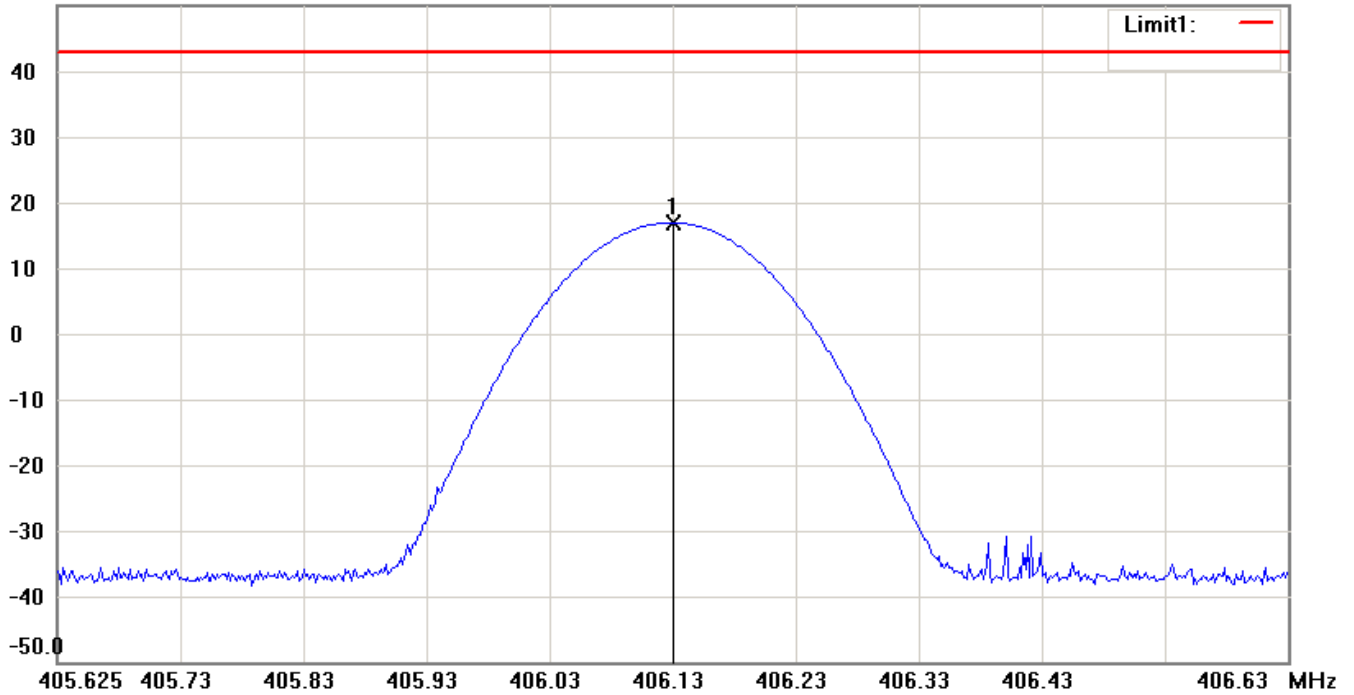
FCC ID: L9N-7880LC2

Power

12.5 kHz-406.125 MHz

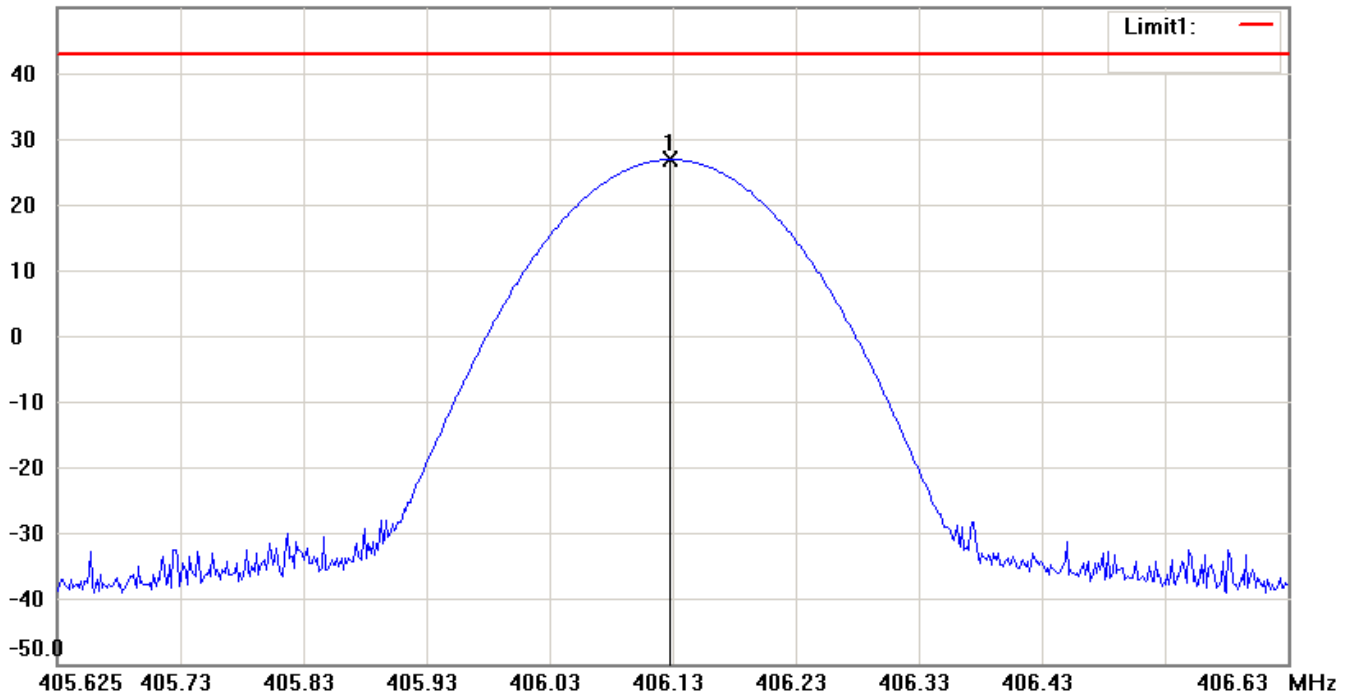
Antenna Polarization H

50.0 dBm



Antenna Polarization V

50.0 dBm





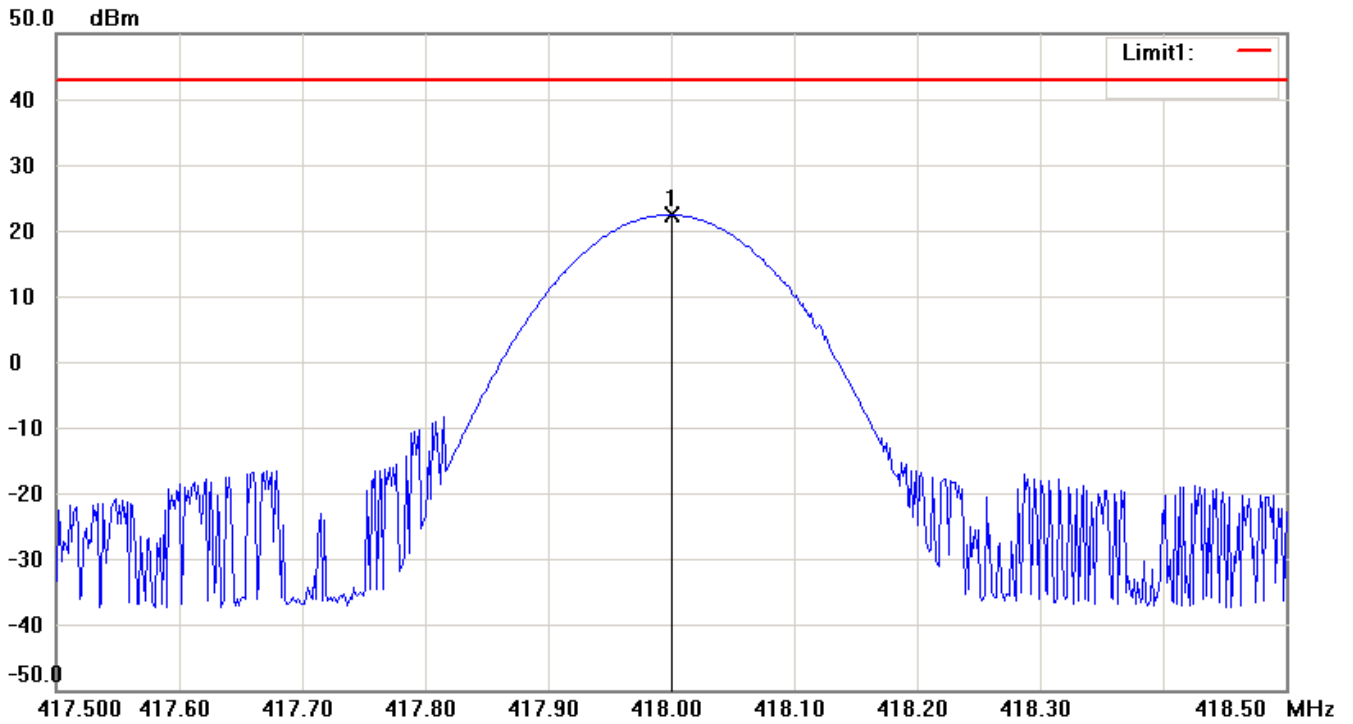
# Worldwide Testing Services(Taiwan) Co., Ltd.

Registration number: W6M21102-11262-C-1-R

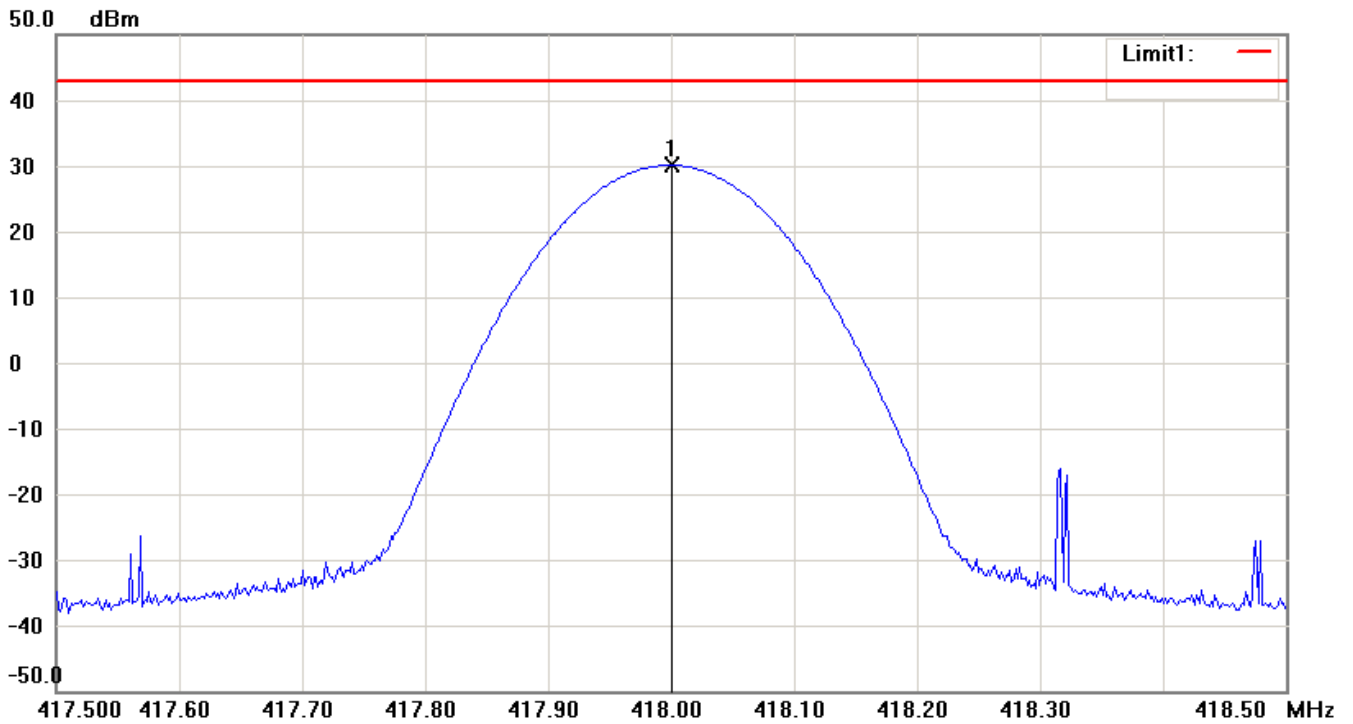
FCC ID: L9N-7880LC2


12.5 kHz-418 MHz

Antenna Polarization H



Antenna Polarization V



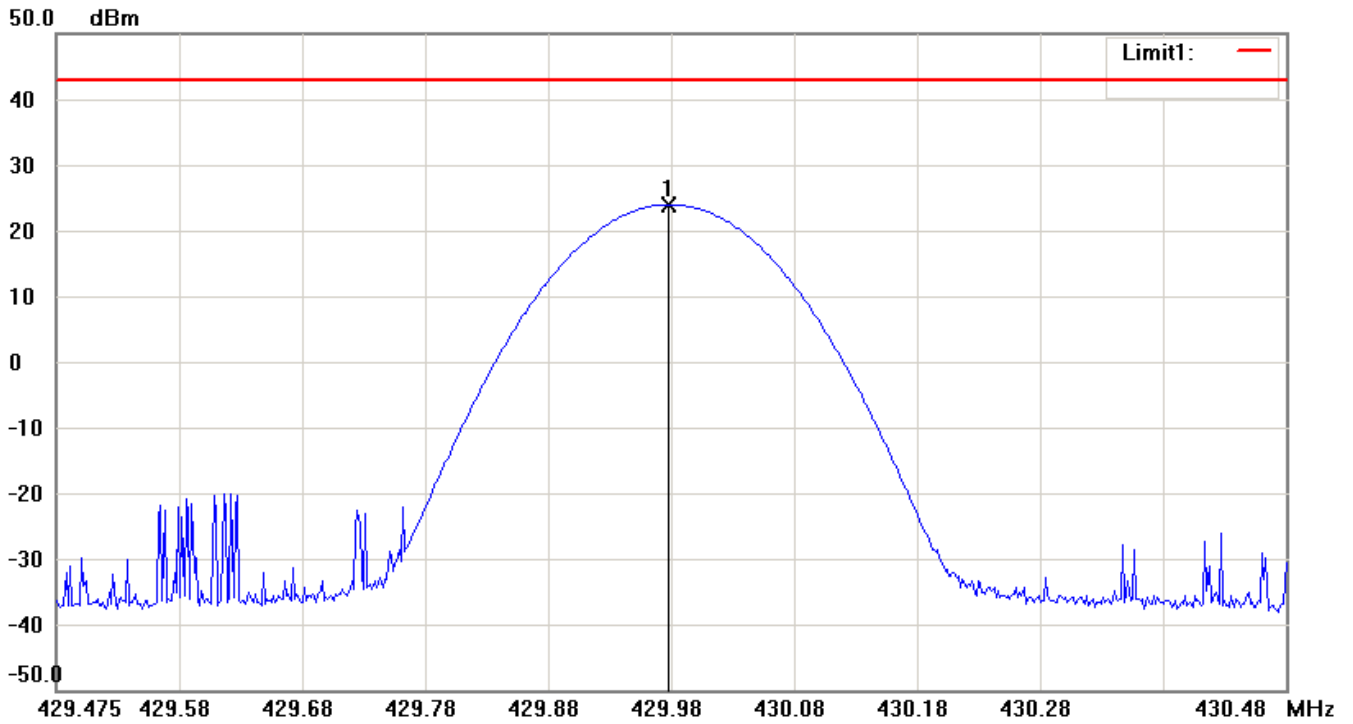


Registration number: W6M21102-11262-C-1-R

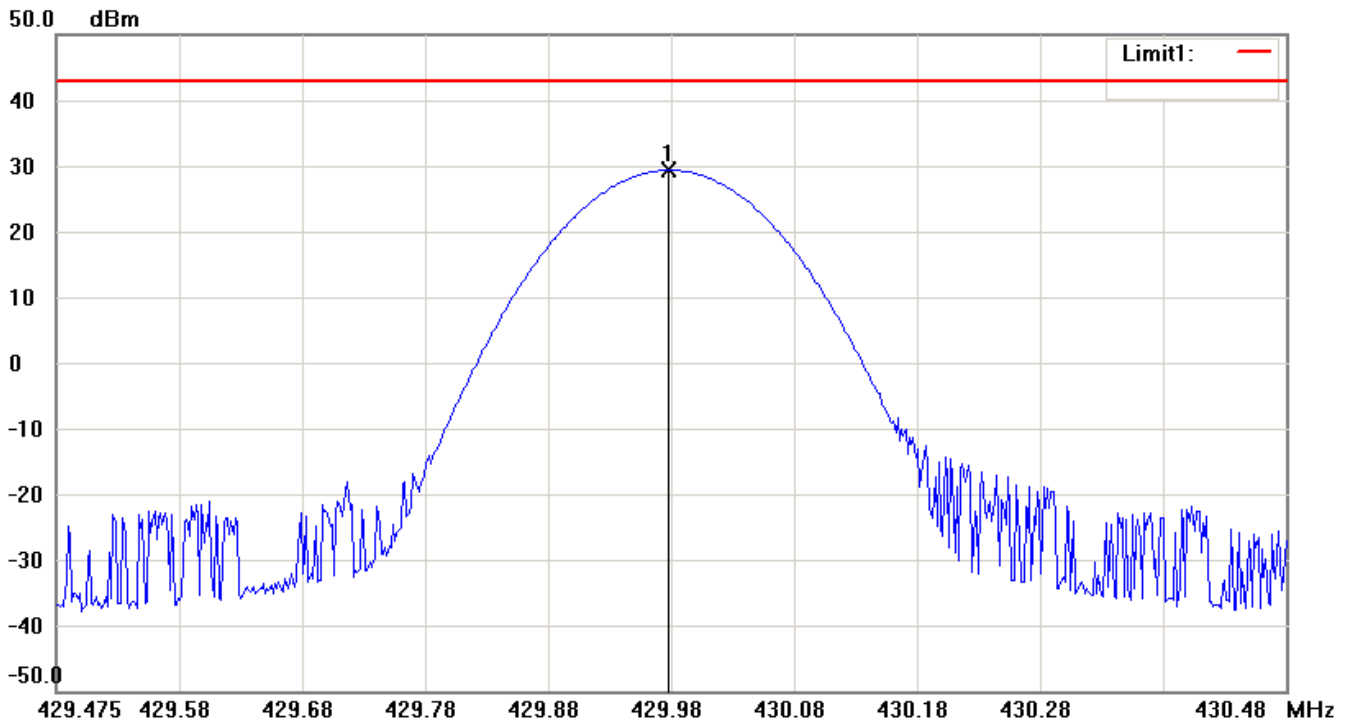
FCC ID: L9N-7880LC2

12.5 kHz-429.975 MHz

Antenna Polarization H



Antenna Polarization V





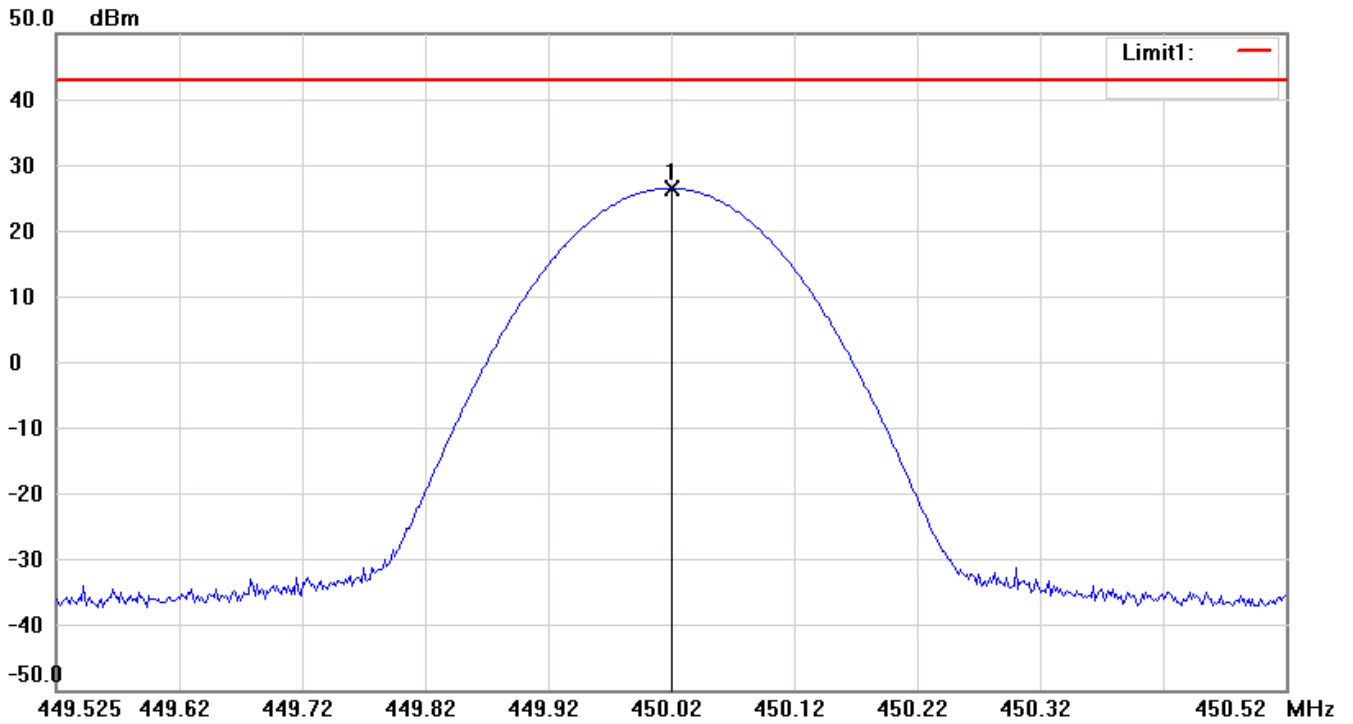


Registration number: W6M21102-11262-C-1-R

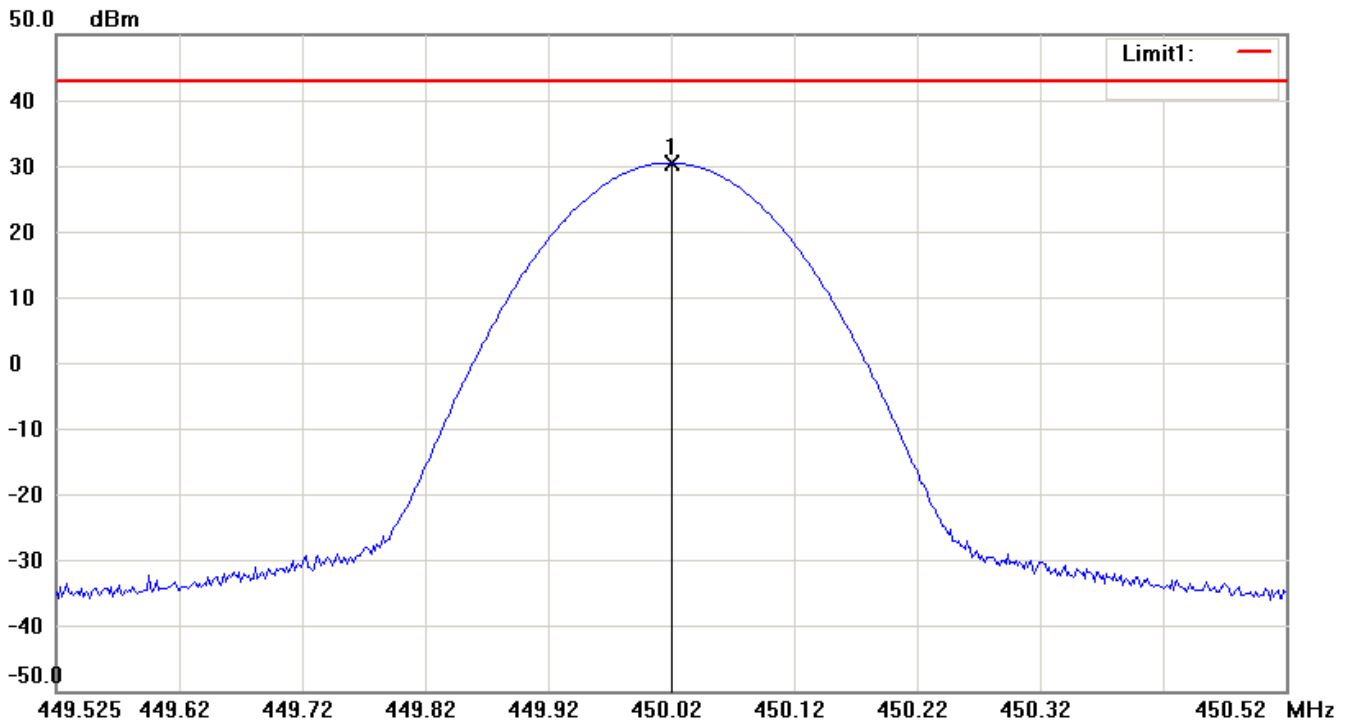
FCC ID: L9N-7880LC2

12.5 kHz-450.025 MHz

Antenna Polarization H



Antenna Polarization V





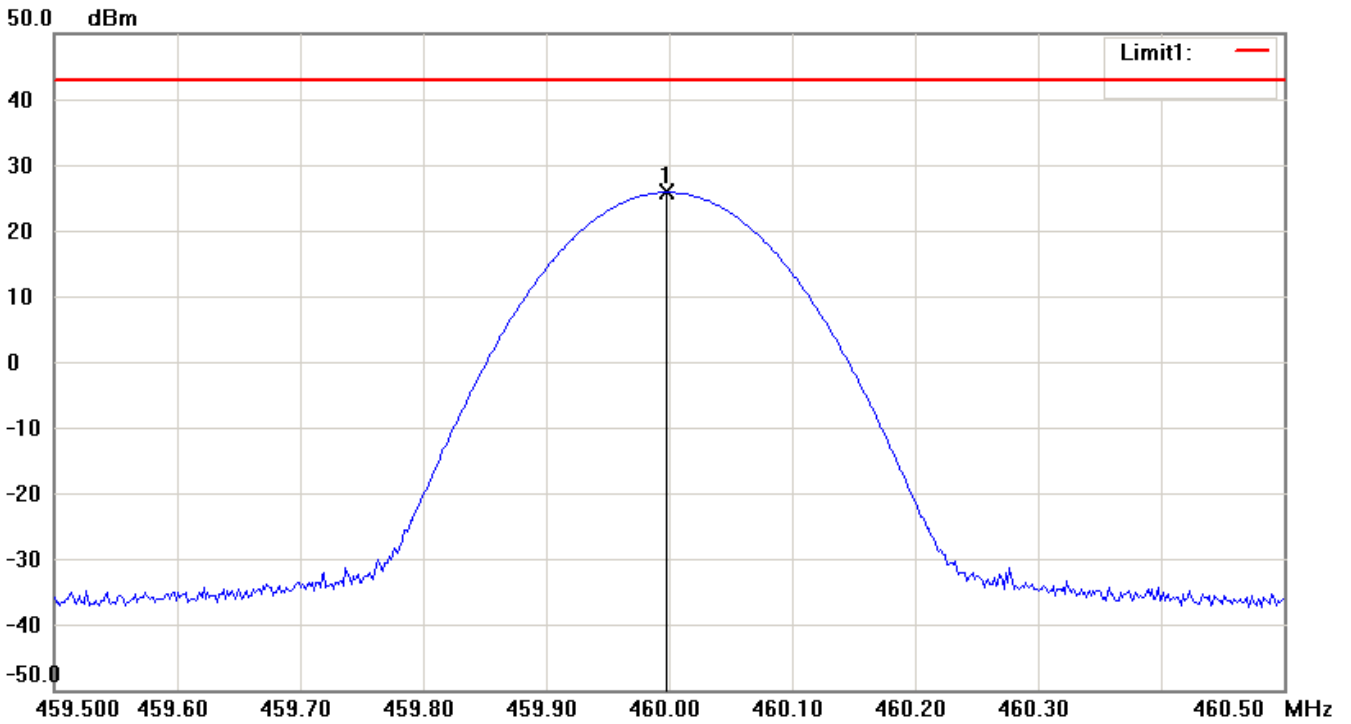
# Worldwide Testing Services(Taiwan) Co., Ltd.

Registration number: W6M21102-11262-C-1-R

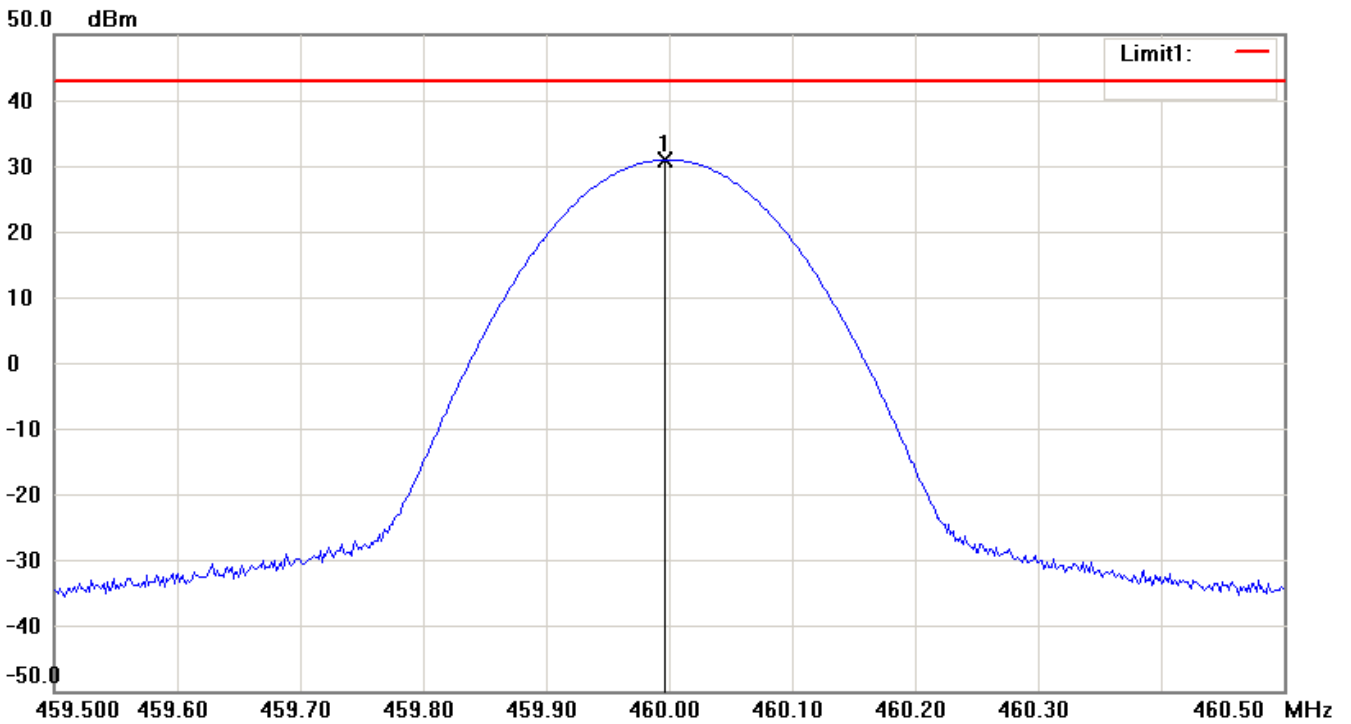
FCC ID: L9N-7880LC2

12.5 kHz-460 MHz

Antenna Polarization H



Antenna Polarization V



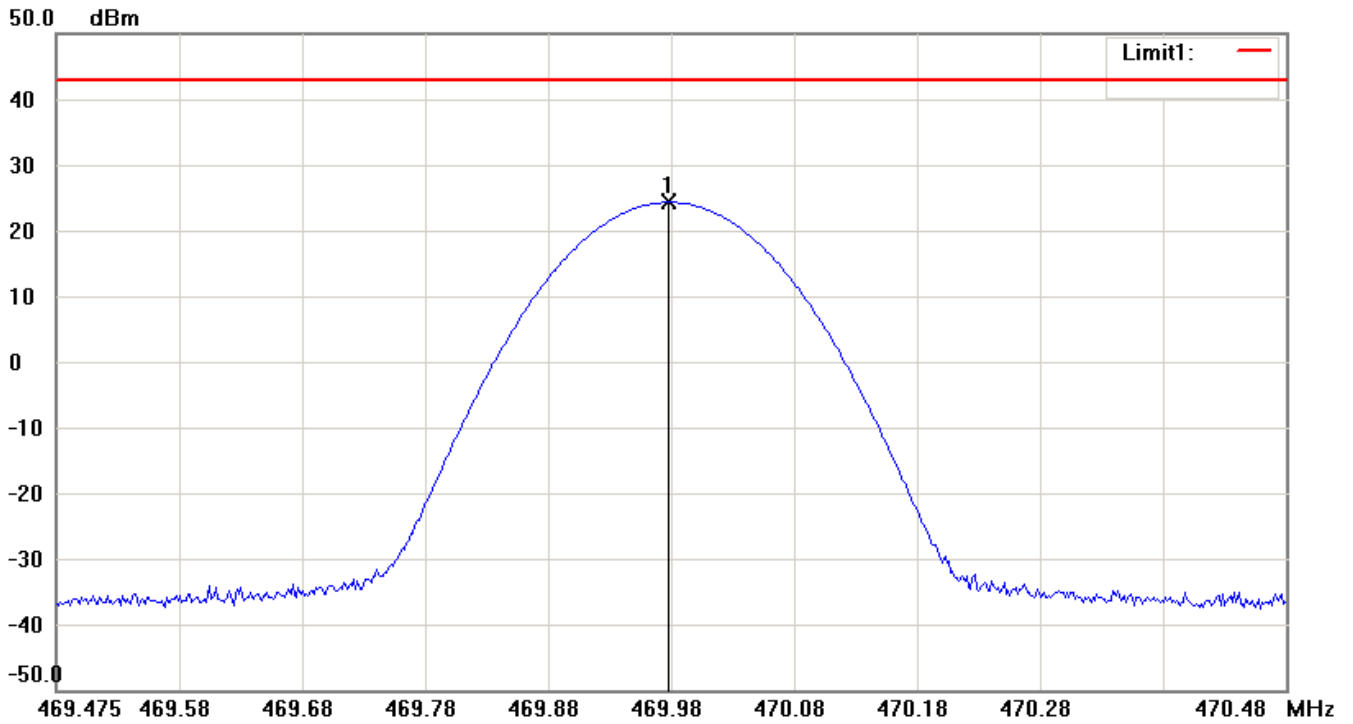


Registration number: W6M21102-11262-C-1-R

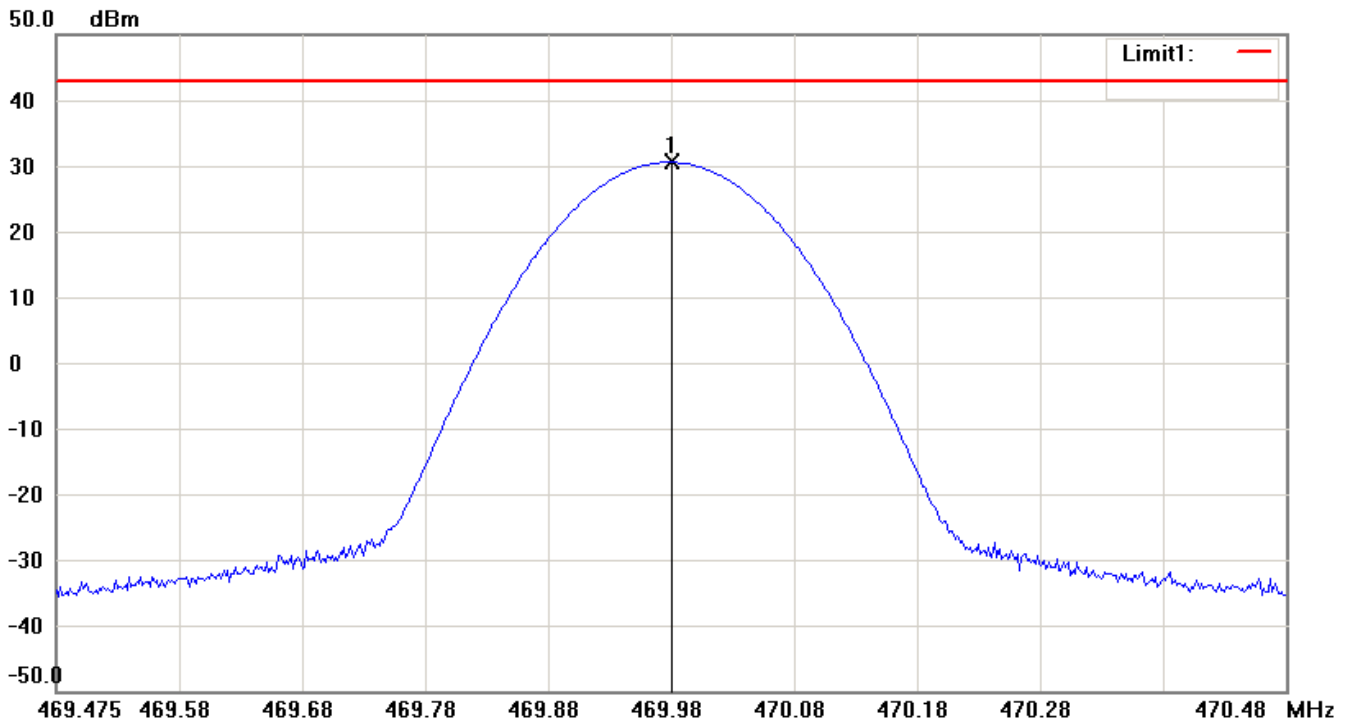
FCC ID: L9N-7880LC2


12.5 kHz-469.975 MHz

Antenna Polarization H



Antenna Polarization V



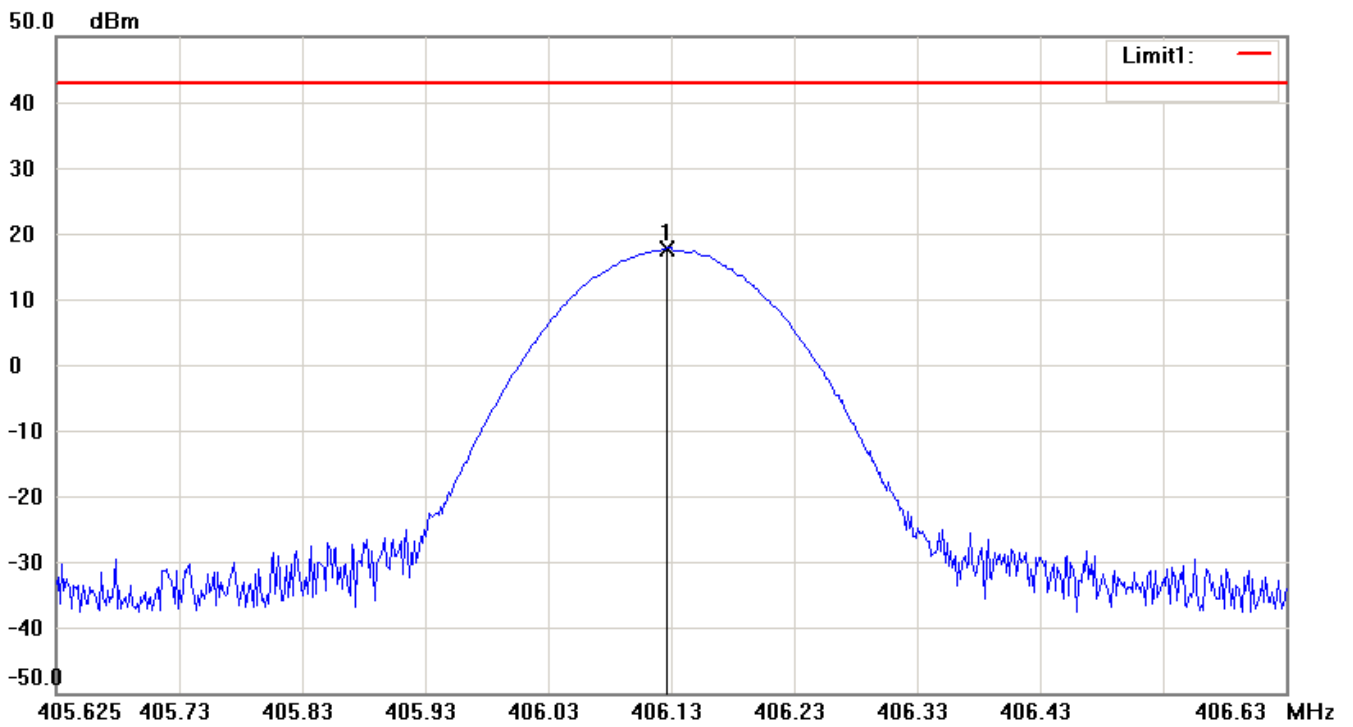


Registration number: W6M21102-11262-C-1-R

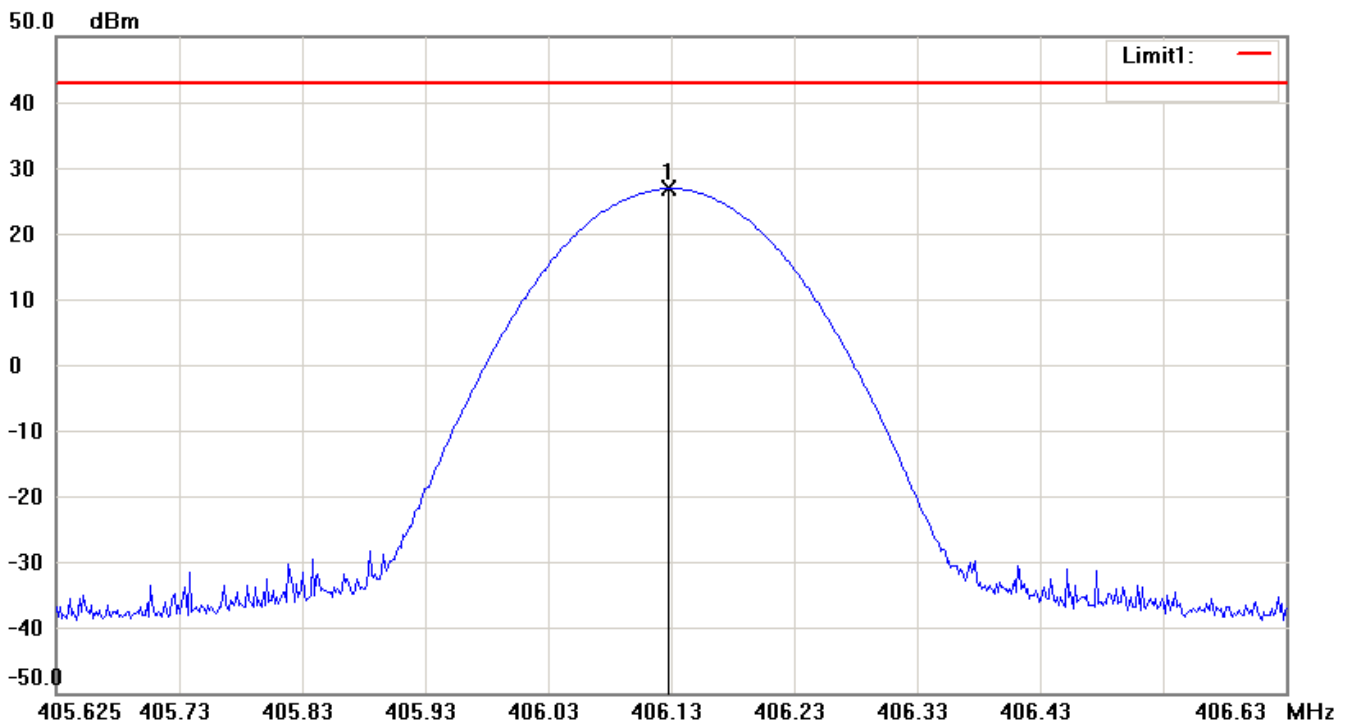
FCC ID: L9N-7880LC2

25 kHz-406.125 MHz

Antenna Polarization H



Antenna Polarization V



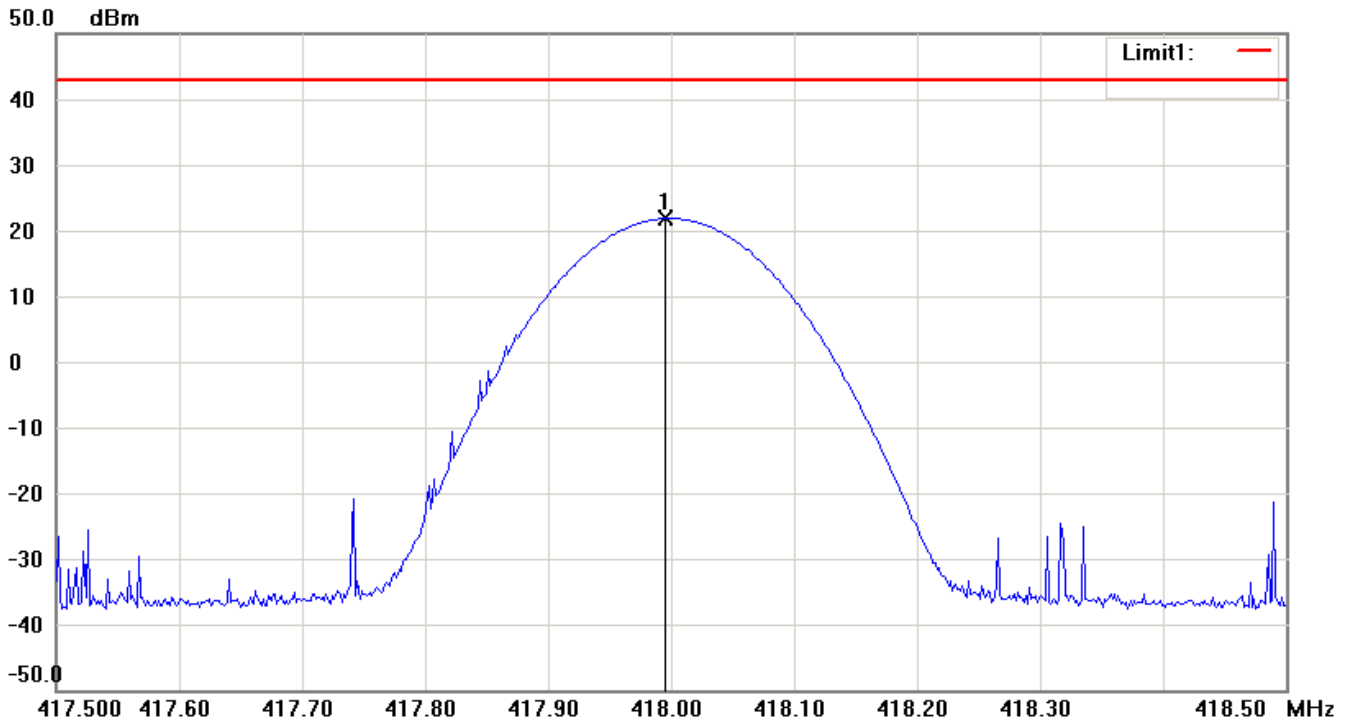


Registration number: W6M21102-11262-C-1-R

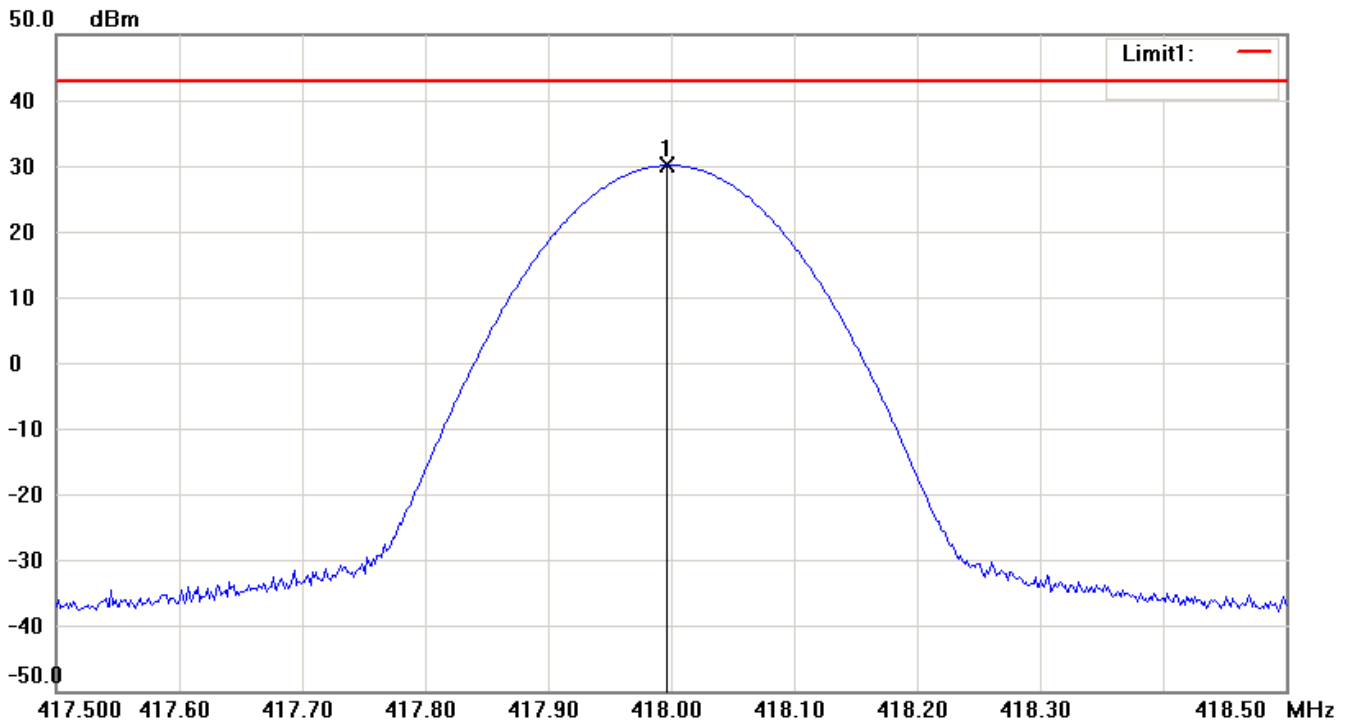
FCC ID: L9N-7880LC2

25 kHz-418 MHz

Antenna Polarization H



Antenna Polarization V



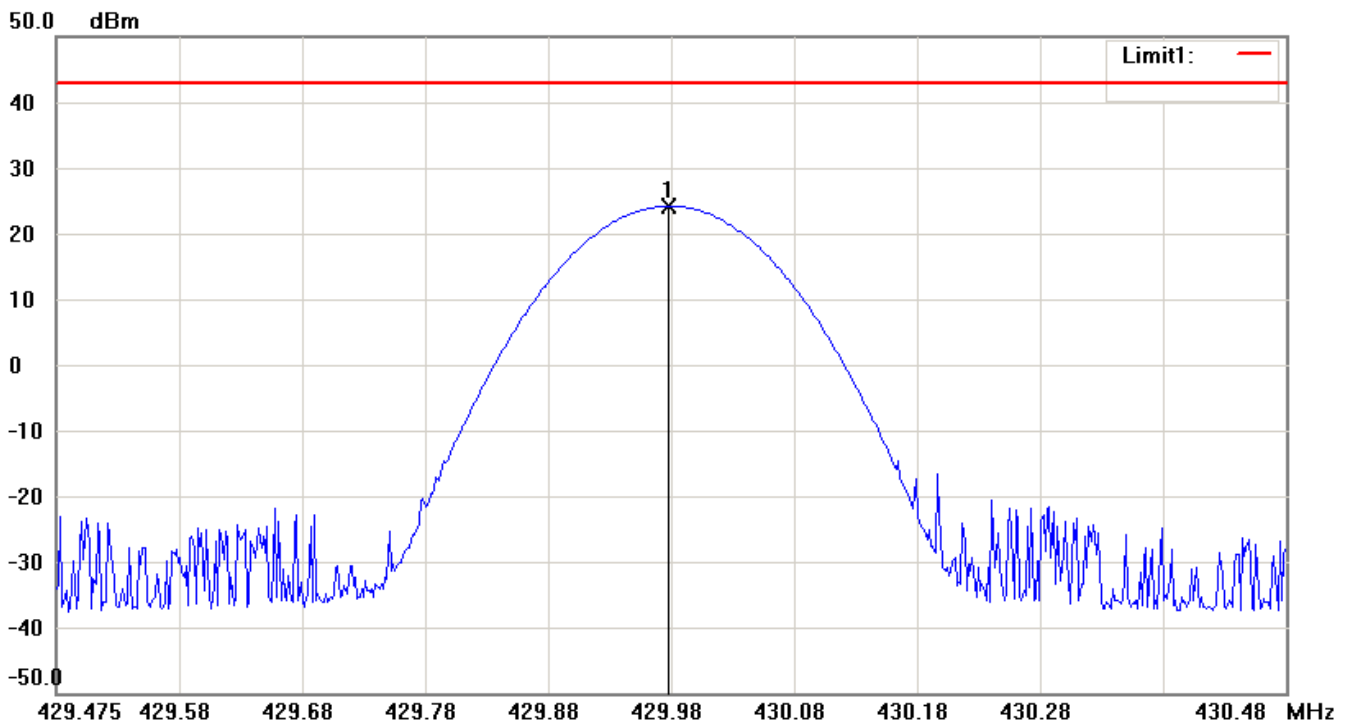


Registration number: W6M21102-11262-C-1-R

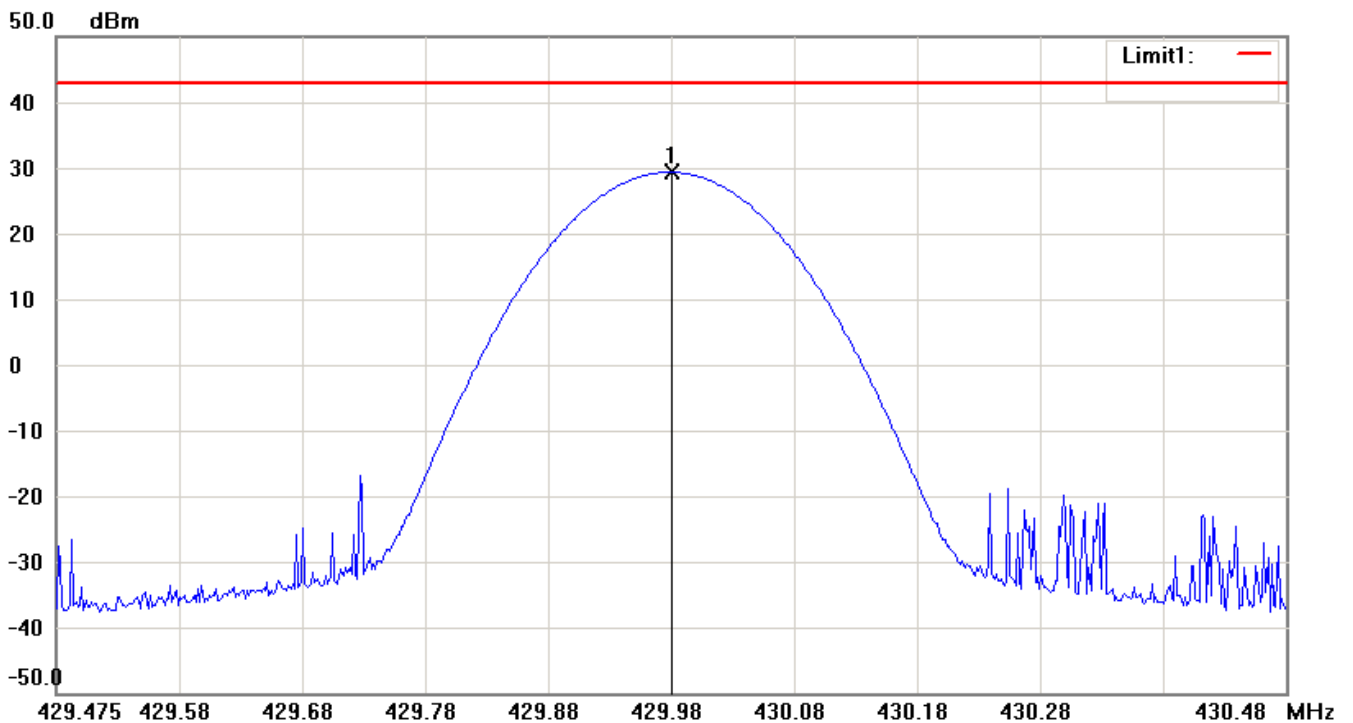
FCC ID: L9N-7880LC2


25 kHz-429.975 MHz

Antenna Polarization H



Antenna Polarization V



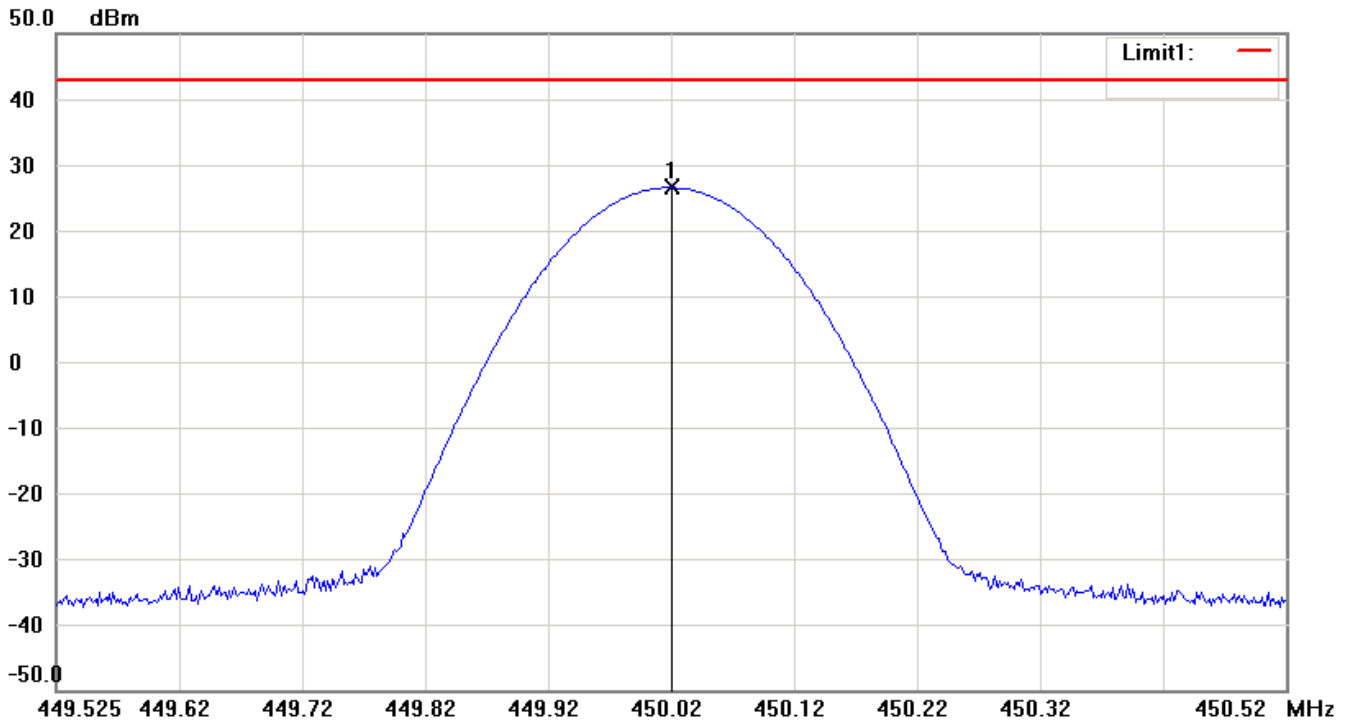


Registration number: W6M21102-11262-C-1-R

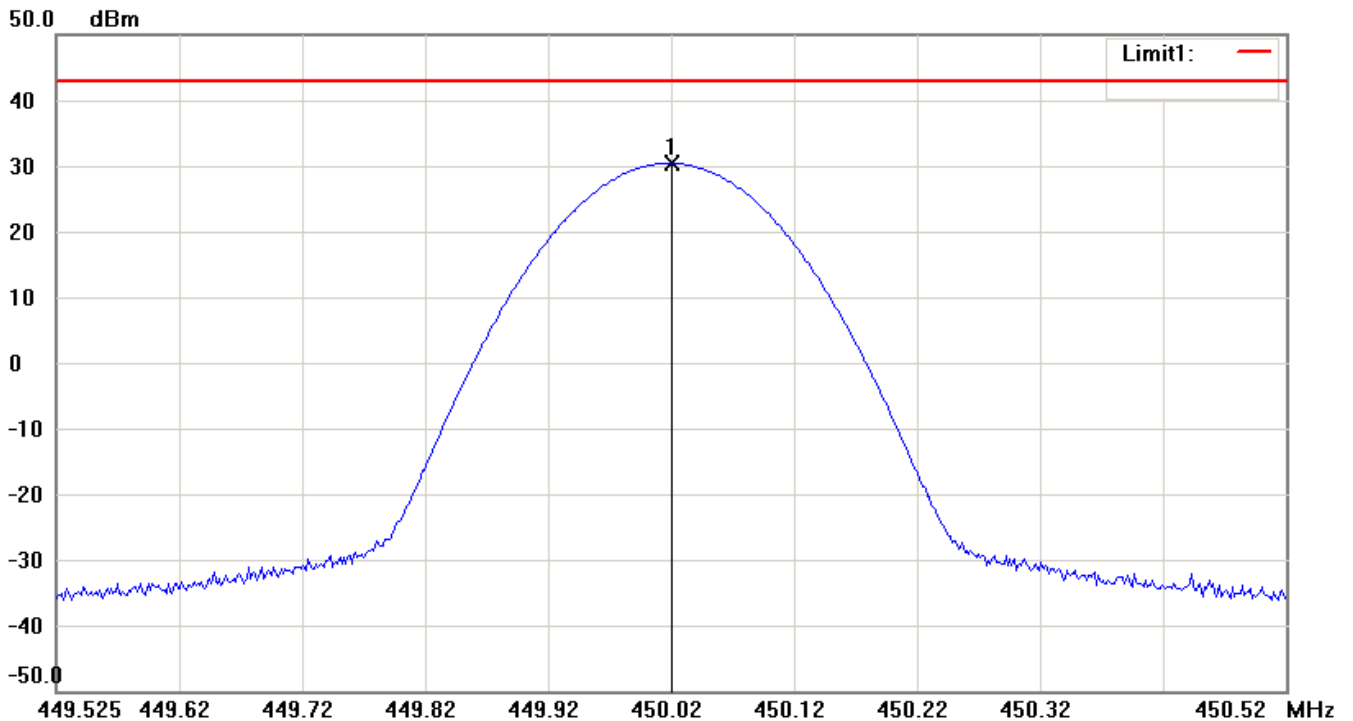
FCC ID: L9N-7880LC2


25 kHz-450.025 MHz

Antenna Polarization H



Antenna Polarization V





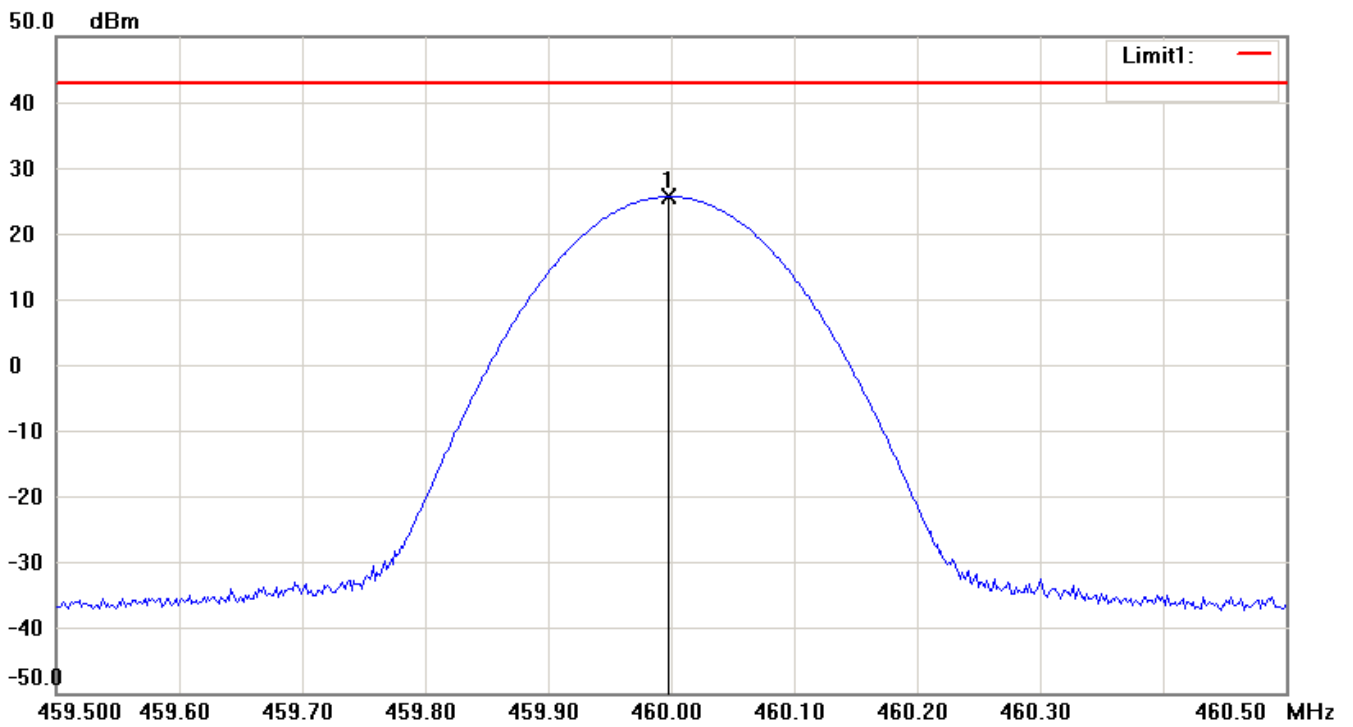
# Worldwide Testing Services(Taiwan) Co., Ltd.

Registration number: W6M21102-11262-C-1-R

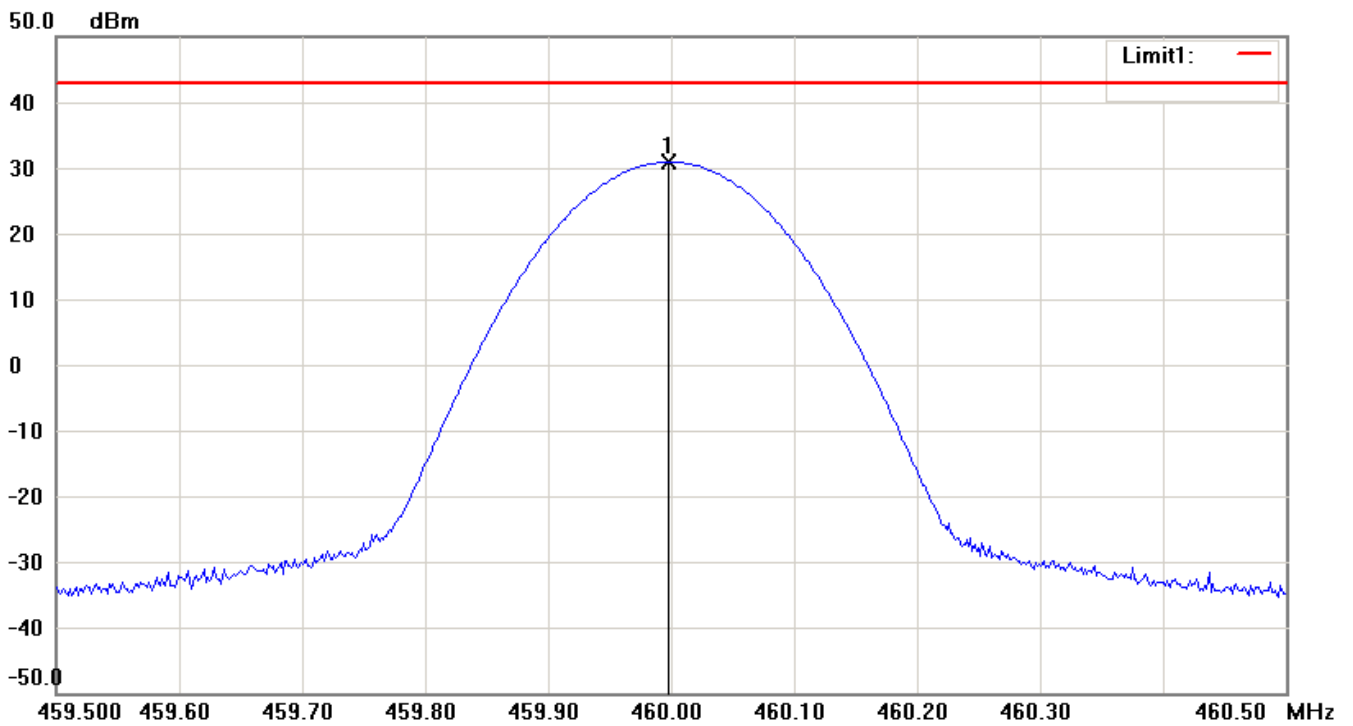
FCC ID: L9N-7880LC2

25 kHz-460 MHz

Antenna Polarization H



Antenna Polarization V





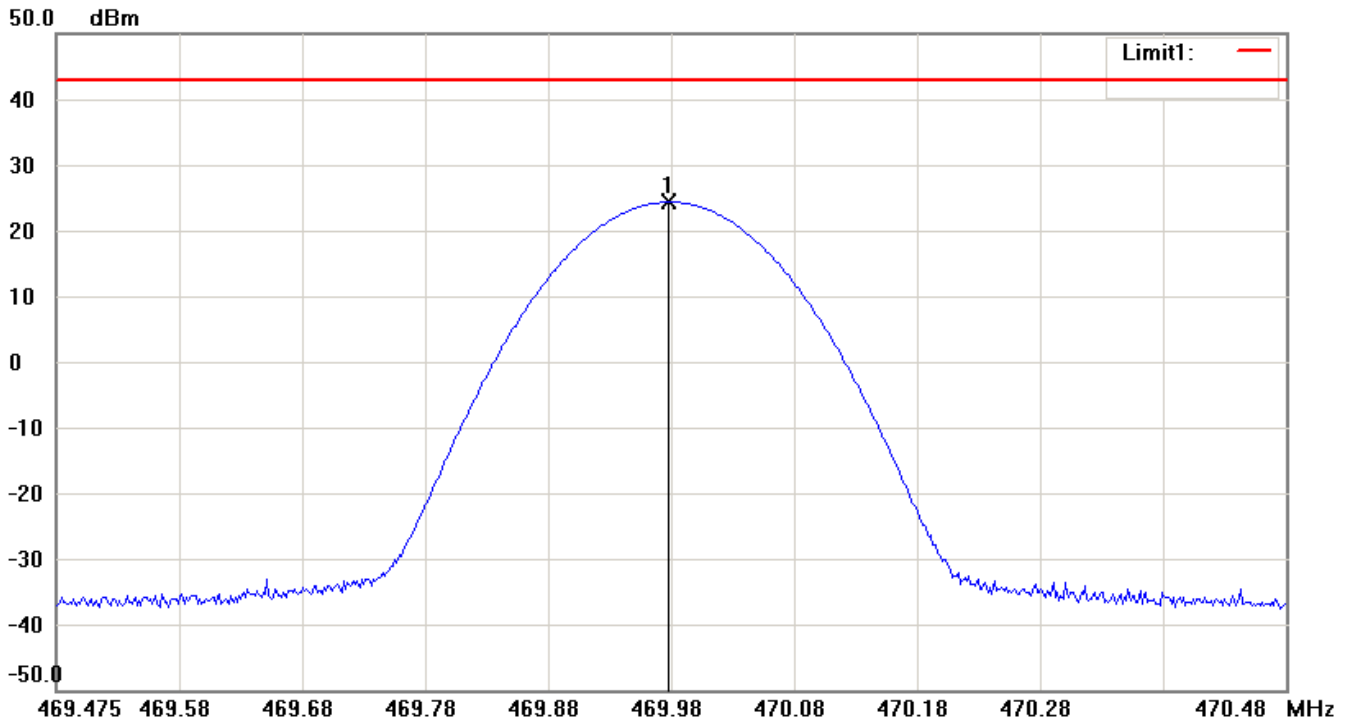


Registration number: W6M21102-11262-C-1-R

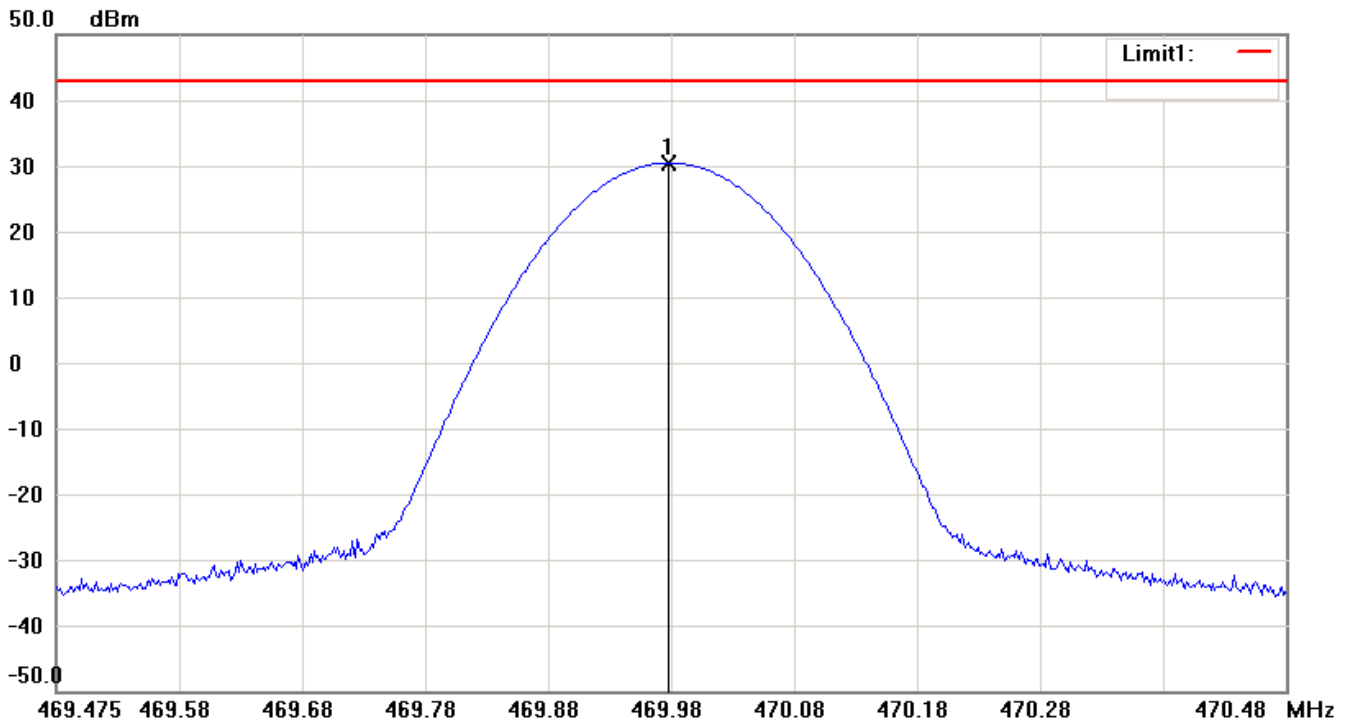
FCC ID: L9N-7880LC2

25 kHz-469.975 MHz

Antenna Polarization H



Antenna Polarization V





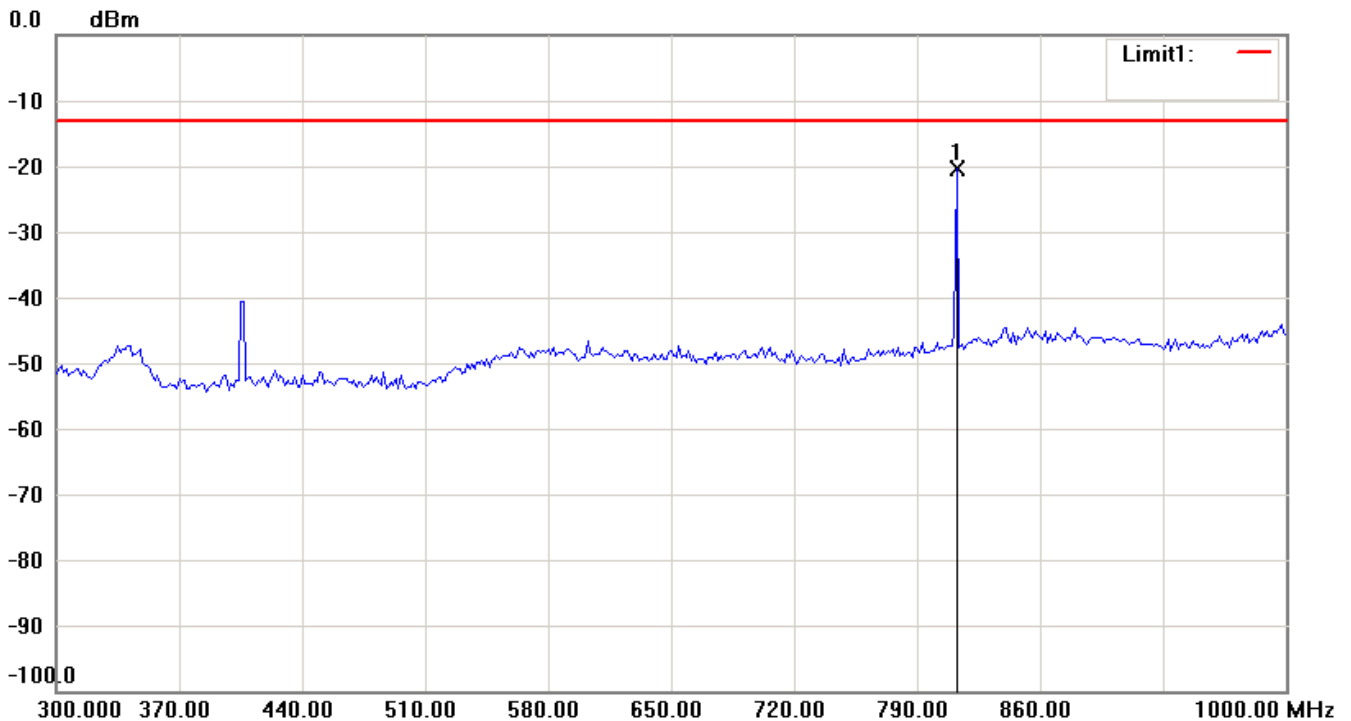
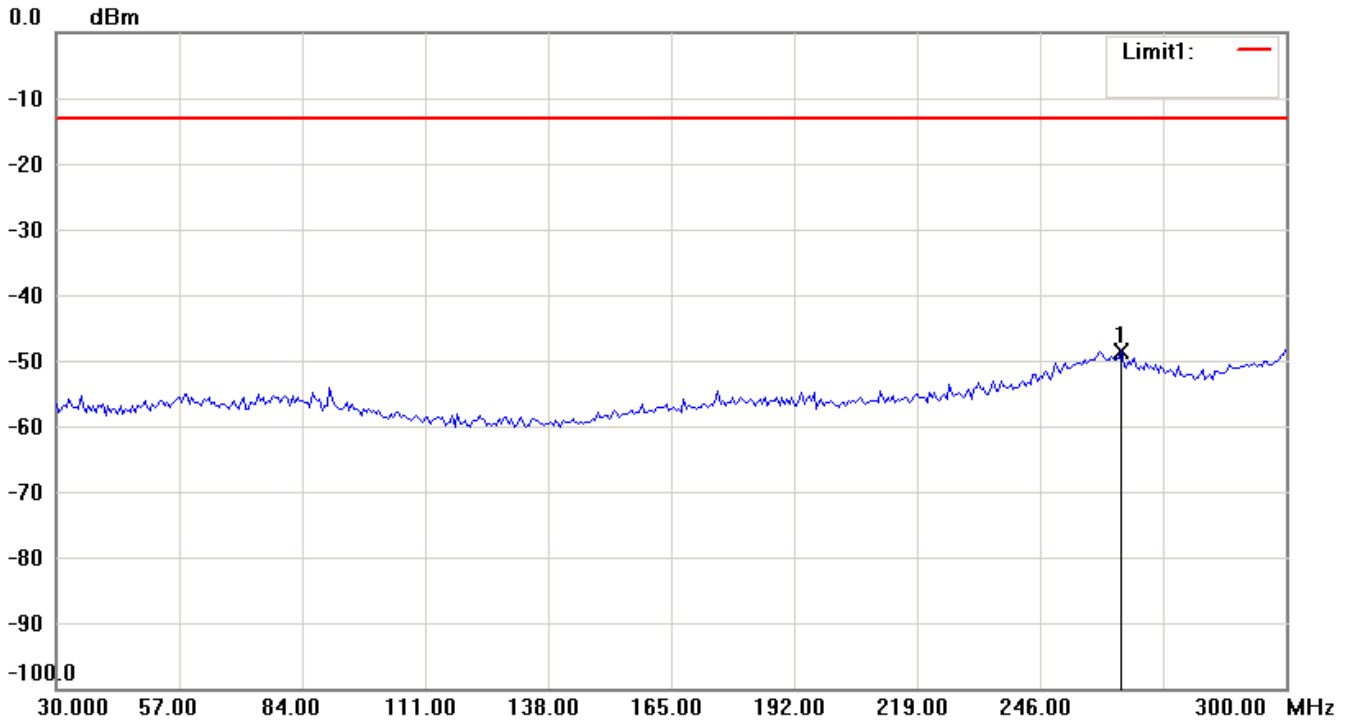
Registration number: W6M21102-11262-C-1-R

FCC ID: L9N-7880LC2

Radiated Spurious Emission-TX


12.5 kHz-406.125 MHz

Antenna Polarization H



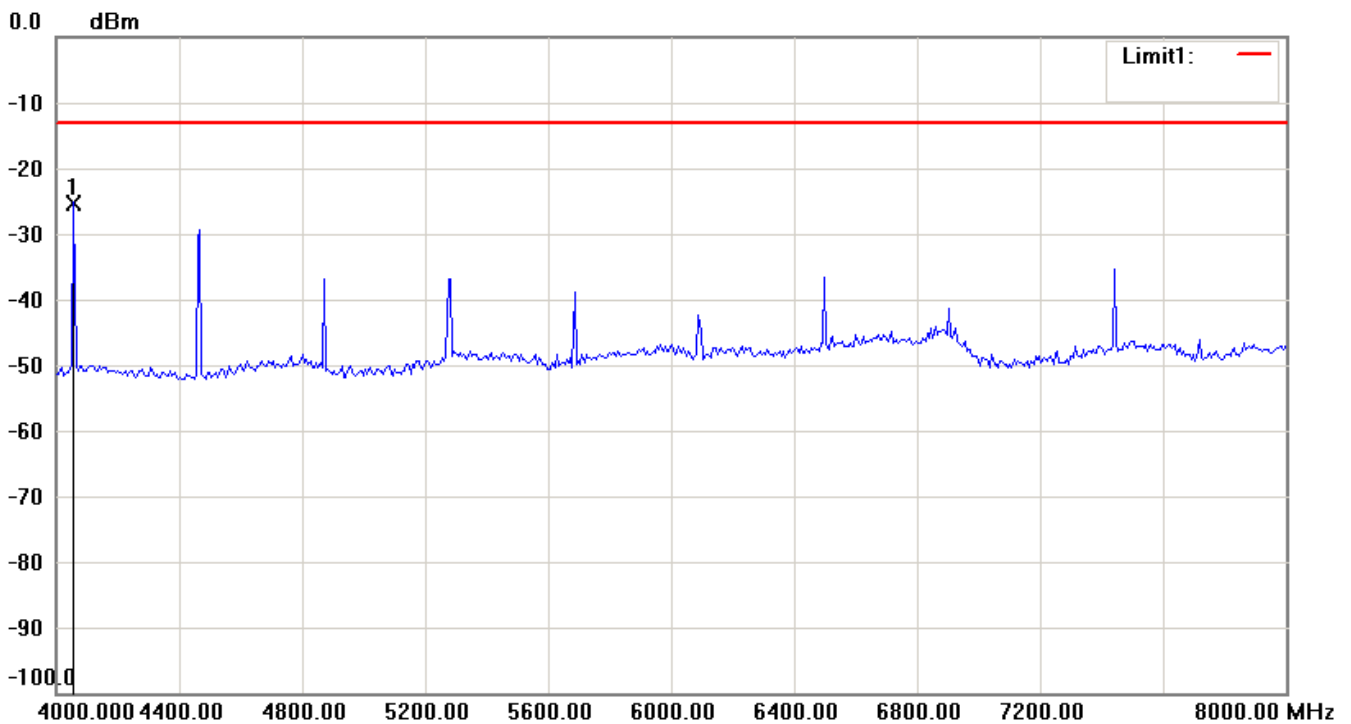
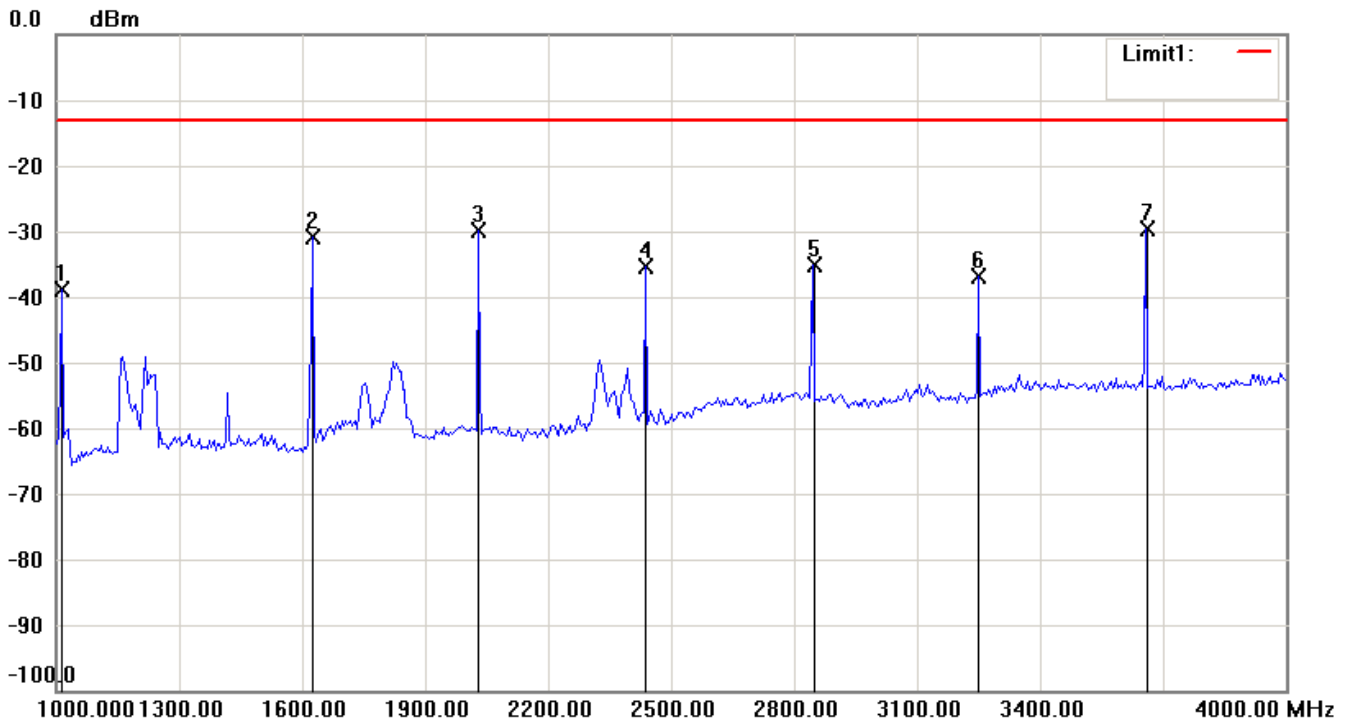
**Note:**

1. The attached measurement plots are preliminarily pre-scanned with peak detector for determining the final checking frequencies and are for reference only.
2. The some frequencies may exceed the limit line without the specified detectors, but that cannot present the results are failed to the specification of test standard.
3. For corrected test results are listed in the relevant table of radiated test data of this test report.



Registration number: W6M21102-11262-C-1-R

FCC ID: L9N-7880LC2



**Note:**

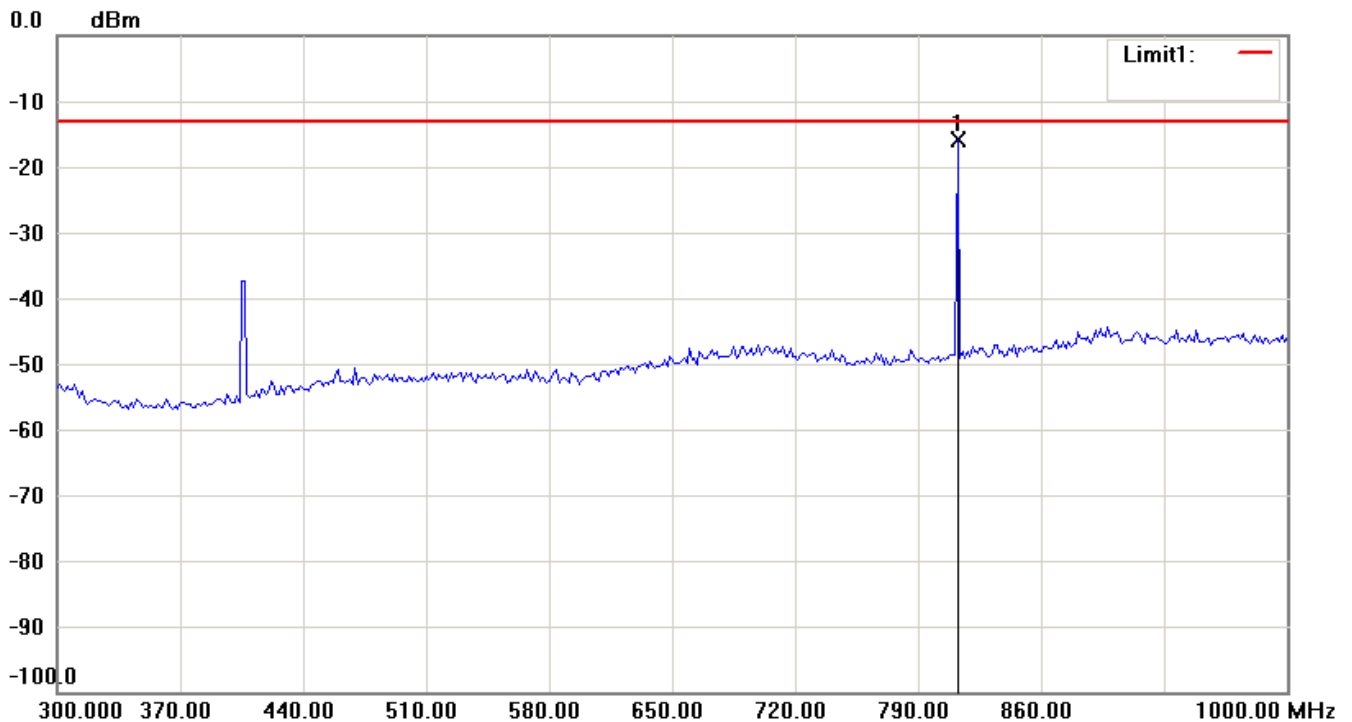
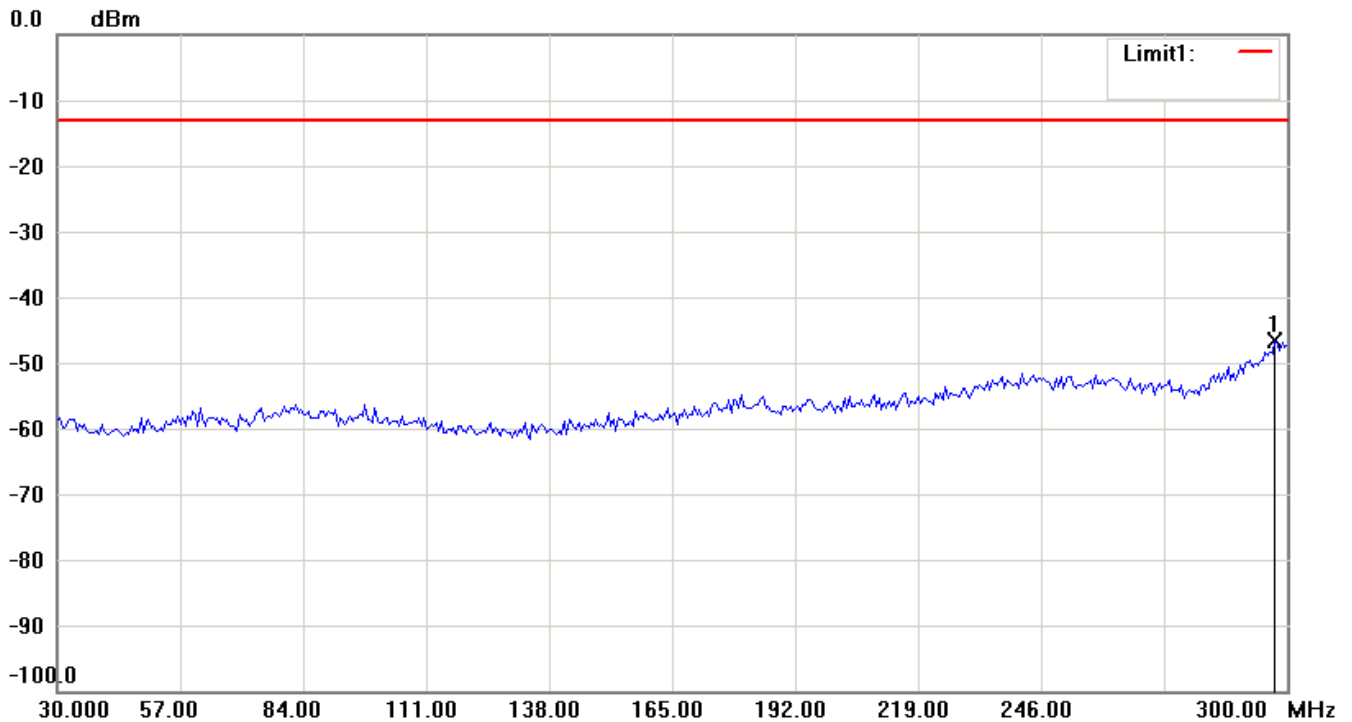
1. The attached measurement plots are preliminarily pre-scanned with peak detector for determining the final checking frequencies and are for reference only.
2. The some frequencies may exceed the limit line without the specified detectors, but that cannot present the results are failed to the specification of test standard.
3. For corrected test results are listed in the relevant table of radiated test data of this test report.



Registration number: W6M21102-11262-C-1-R

FCC ID: L9N-7880LC2

## Antenna Polarization V



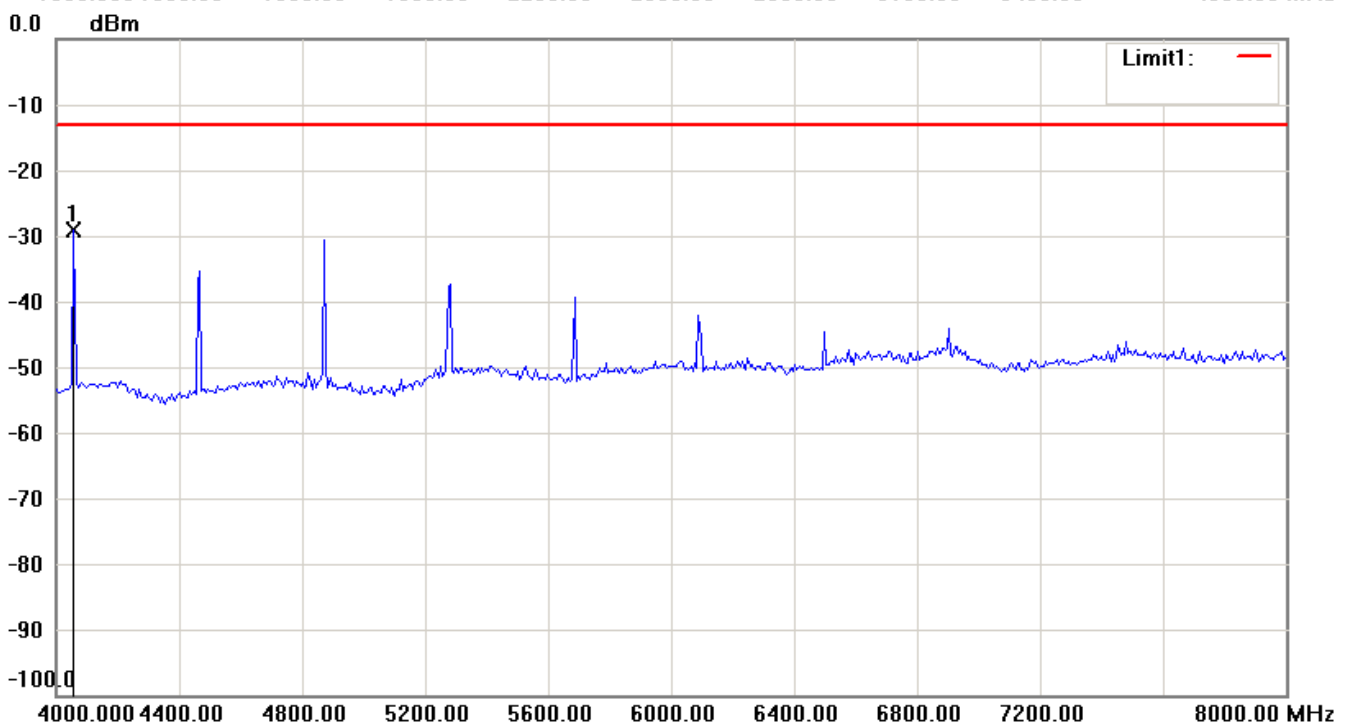
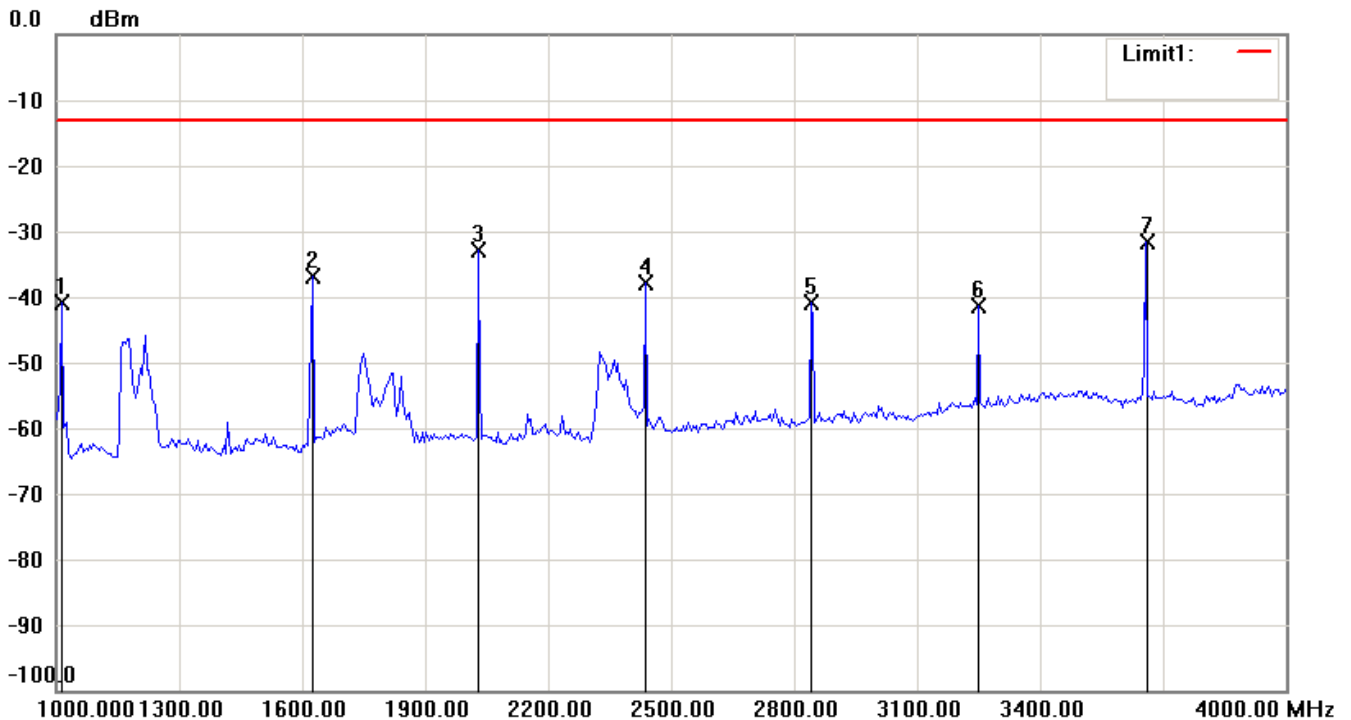
### Note:

1. The attached measurement plots are preliminarily pre-scanned with peak detector for determining the final checking frequencies and are for reference only.
2. The some frequencies may exceed the limit line without the specified detectors, but that cannot present the results are failed to the specification of test standard.
3. For corrected test results are listed in the relevant table of radiated test data of this test report.



Registration number: W6M21102-11262-C-1-R

FCC ID: L9N-7880LC2



**Note:**

1. The attached measurement plots are preliminarily pre-scanned with peak detector for determining the final checking frequencies and are for reference only.
2. The some frequencies may exceed the limit line without the specified detectors, but that cannot present the results are failed to the specification of test standard.
3. For corrected test results are listed in the relevant table of radiated test data of this test report.

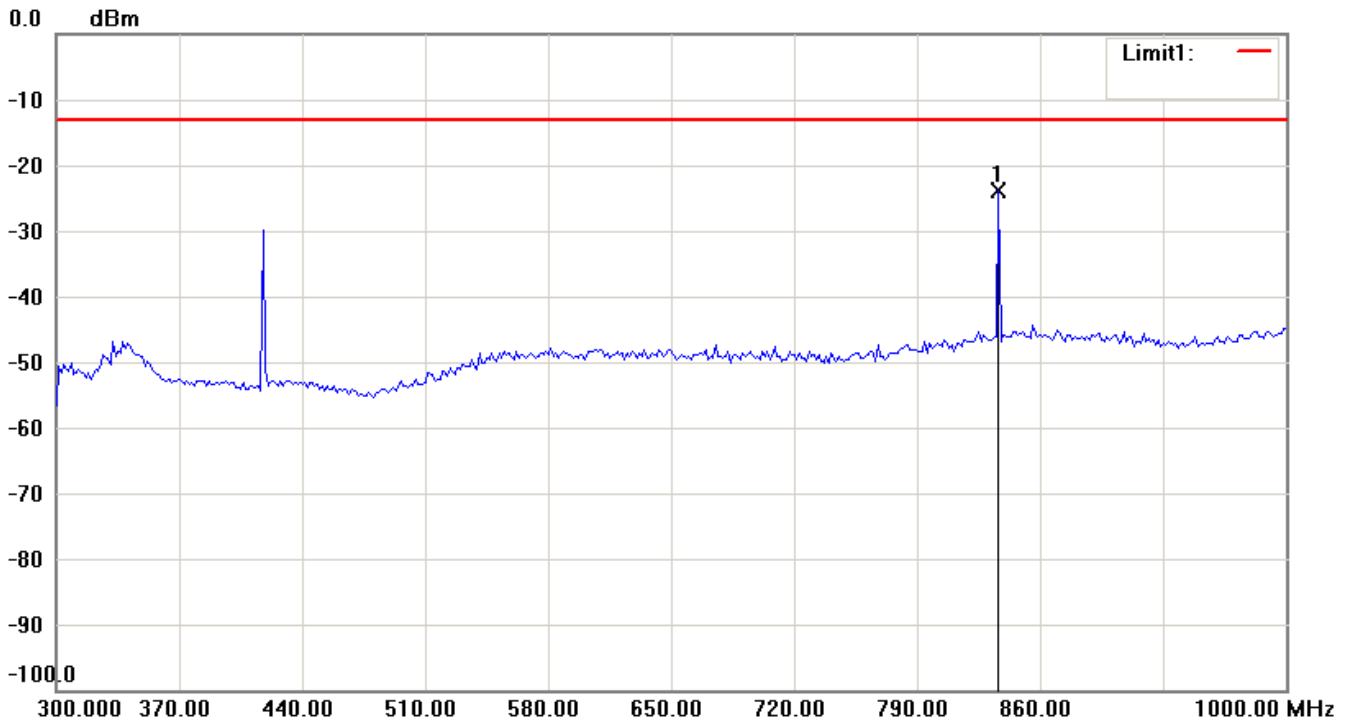
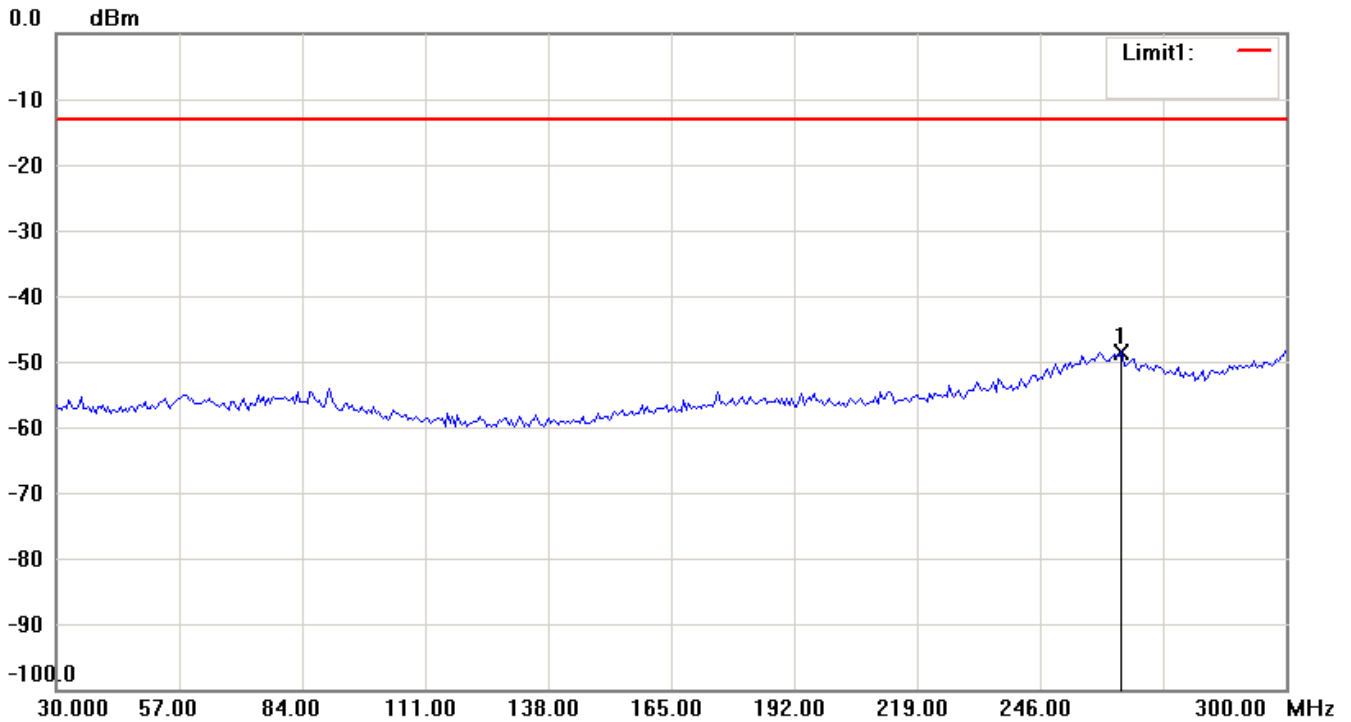


Registration number: W6M21102-11262-C-1-R

FCC ID: L9N-7880LC2

12.5 kHz-418 MHz

Antenna Polarization H



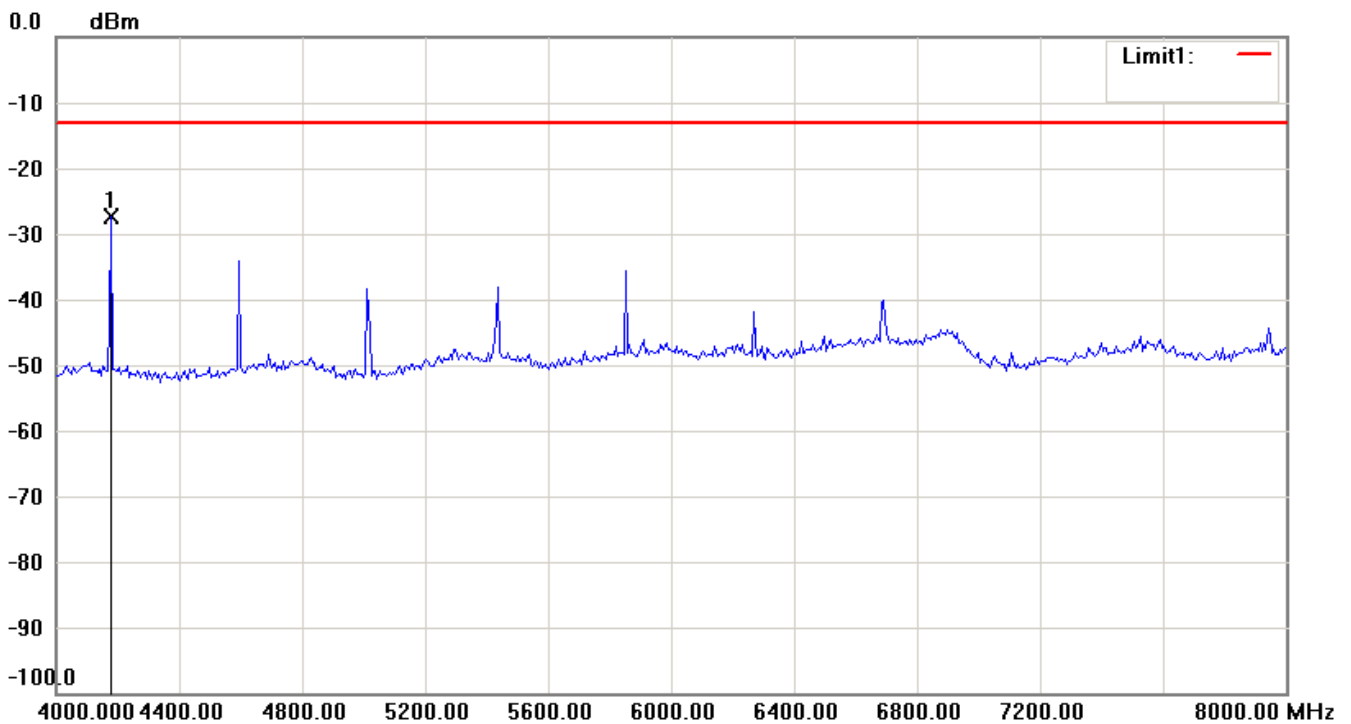
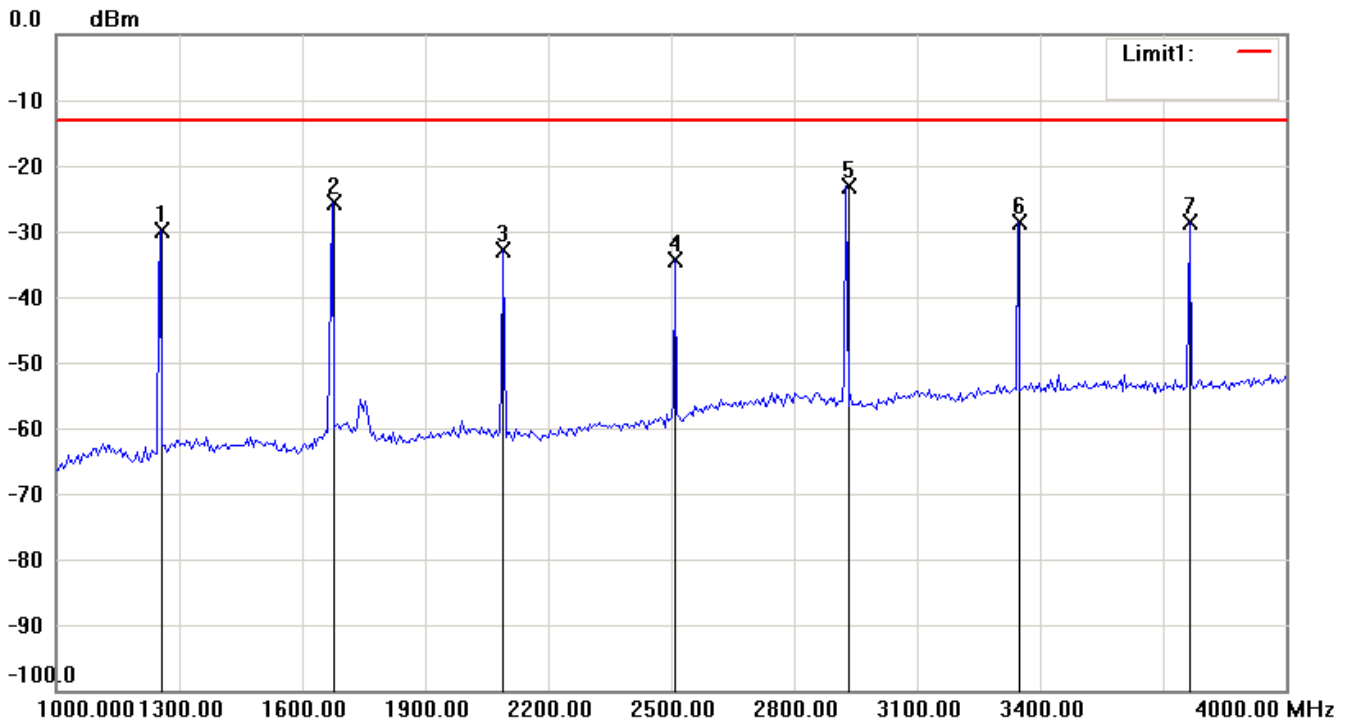
**Note:**

1. The attached measurement plots are preliminarily pre-scanned with peak detector for determining the final checking frequencies and are for reference only.
2. The some frequencies may exceed the limit line without the specified detectors, but that cannot present the results are failed to the specification of test standard.
3. For corrected test results are listed in the relevant table of radiated test data of this test report.




Registration number: W6M21102-11262-C-1-R

FCC ID: L9N-7880LC2



**Note:**

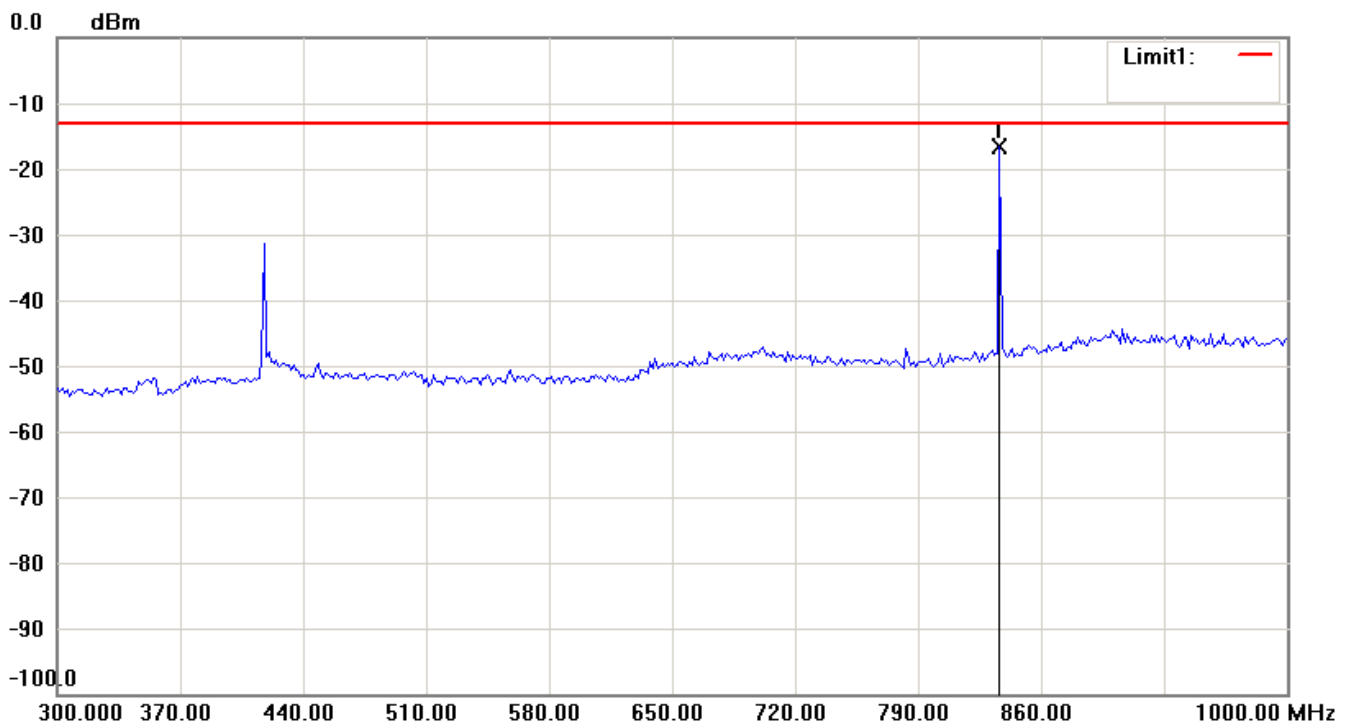
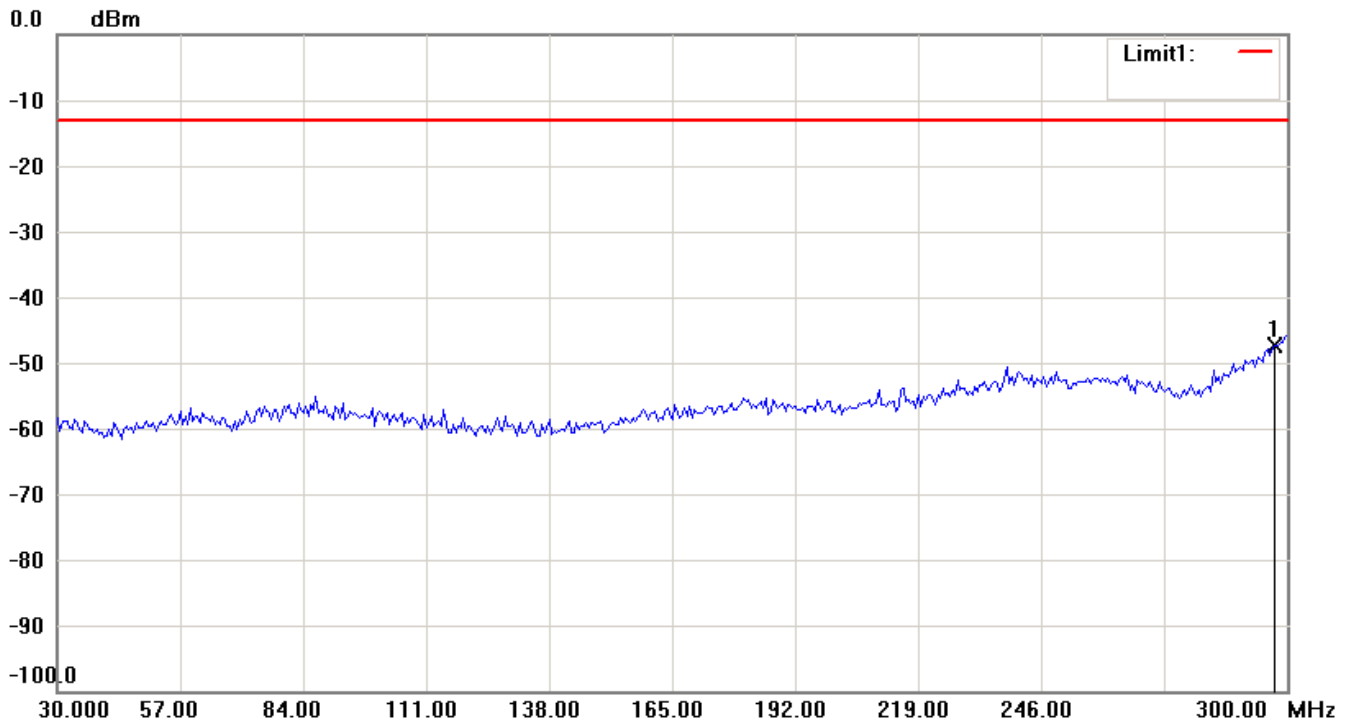
1. The attached measurement plots are preliminarily pre-scanned with peak detector for determining the final checking frequencies and are for reference only.
2. The some frequencies may exceed the limit line without the specified detectors, but that cannot present the results are failed to the specification of test standard.
3. For corrected test results are listed in the relevant table of radiated test data of this test report.



Registration number: W6M21102-11262-C-1-R

FCC ID: L9N-7880LC2

## Antenna Polarization V



### Note:

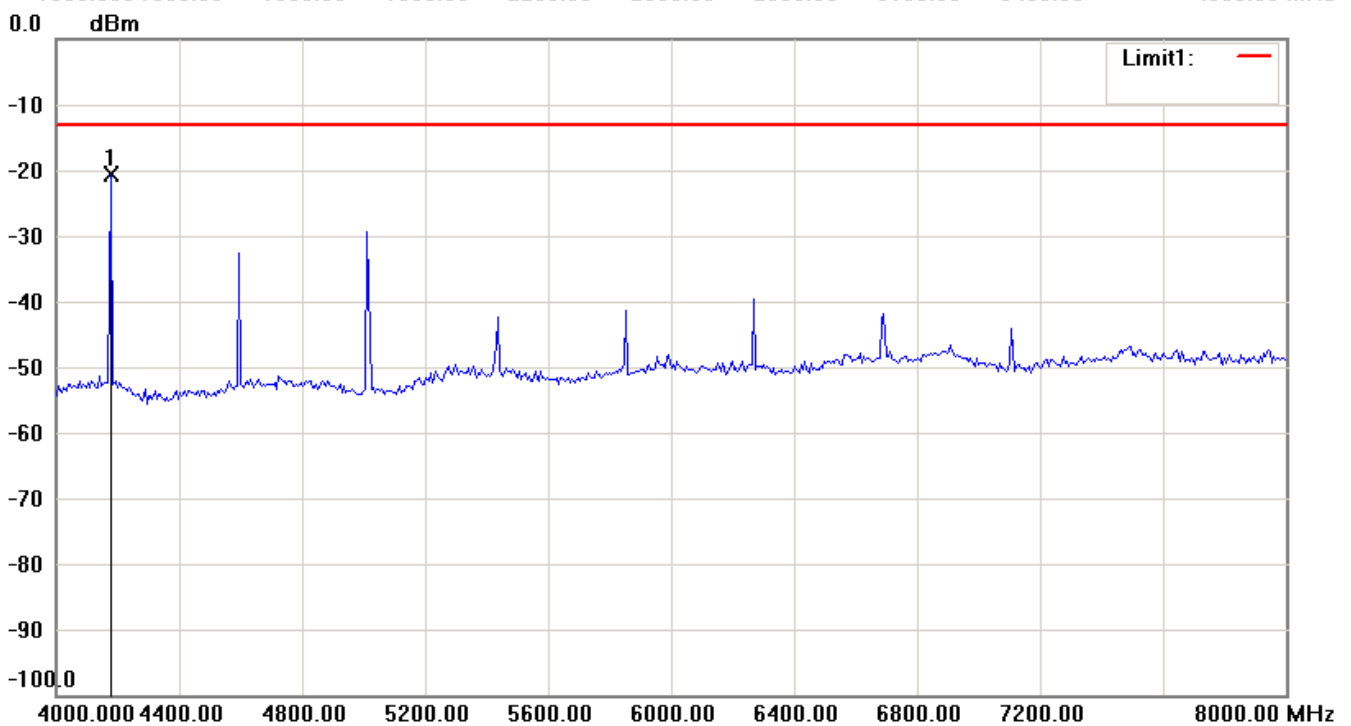
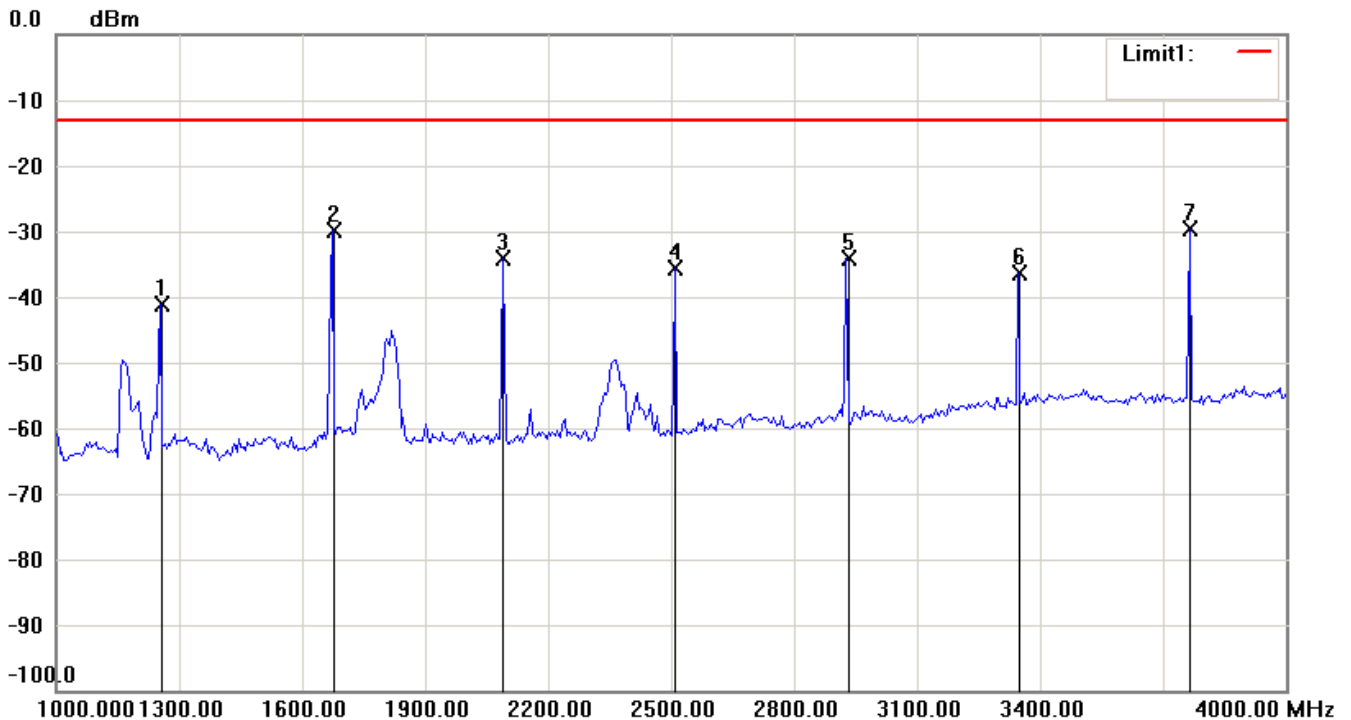
1. The attached measurement plots are preliminarily pre-scanned with peak detector for determining the final checking frequencies and are for reference only.
2. The some frequencies may exceed the limit line without the specified detectors, but that cannot present the results are failed to the specification of test standard.
3. For corrected test results are listed in the relevant table of radiated test data of this test report.





Registration number: W6M21102-11262-C-1-R

FCC ID: L9N-7880LC2



**Note:**

1. The attached measurement plots are preliminarily pre-scanned with peak detector for determining the final checking frequencies and are for reference only.
2. The some frequencies may exceed the limit line without the specified detectors, but that cannot present the results are failed to the specification of test standard.
3. For corrected test results are listed in the relevant table of radiated test data of this test report.

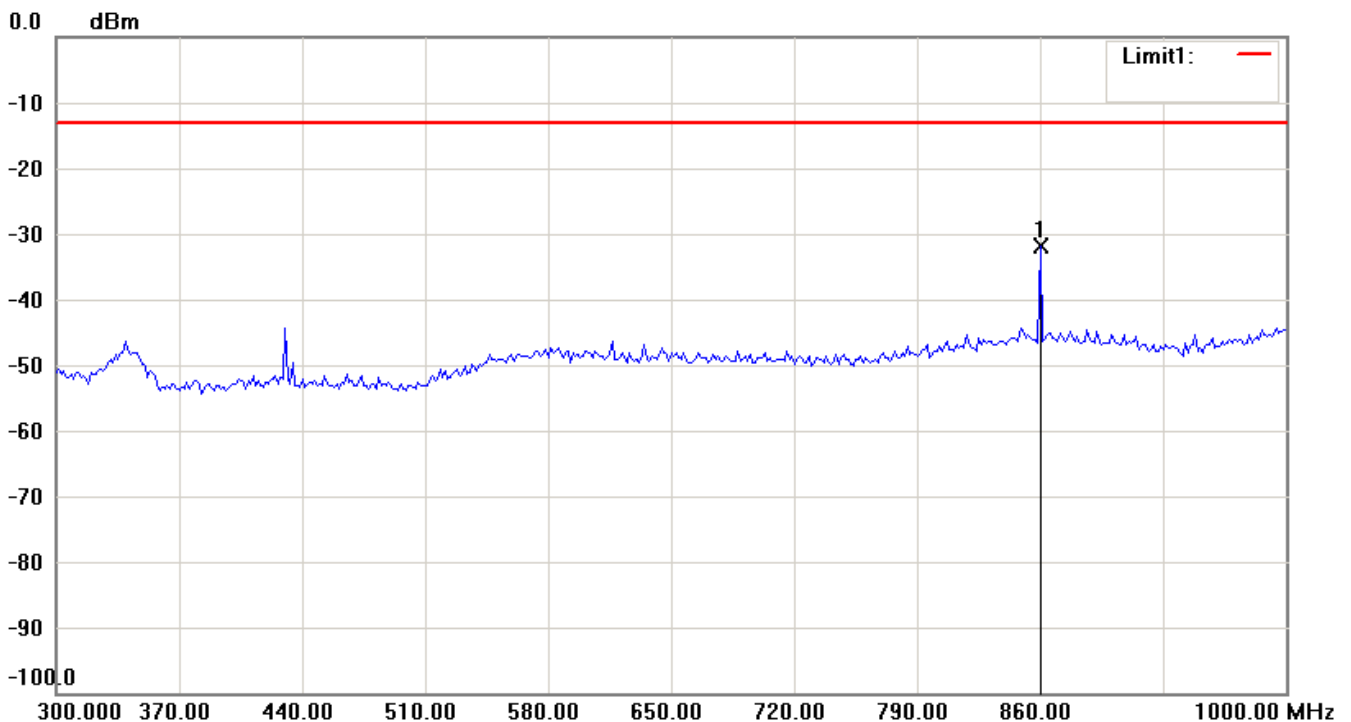
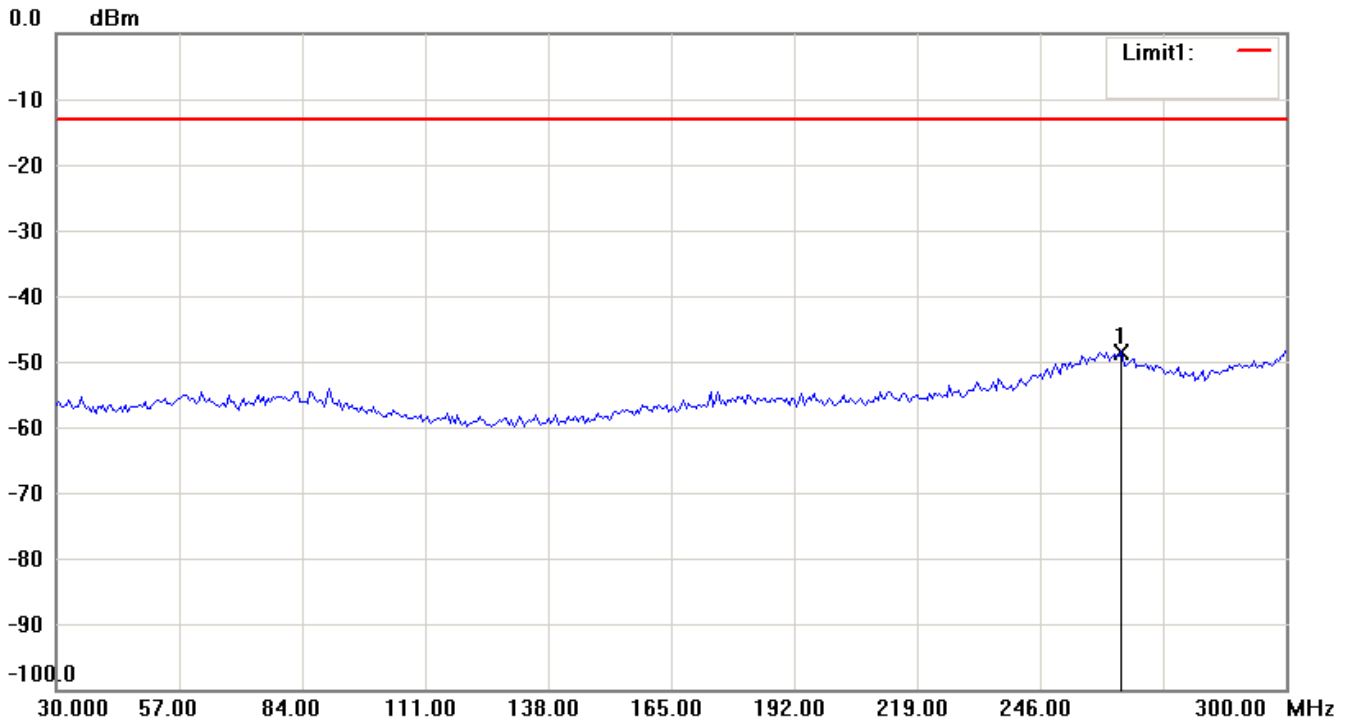


Registration number: W6M21102-11262-C-1-R

FCC ID: L9N-7880LC2

12.5 kHz-429.975 MHz

Antenna Polarization H



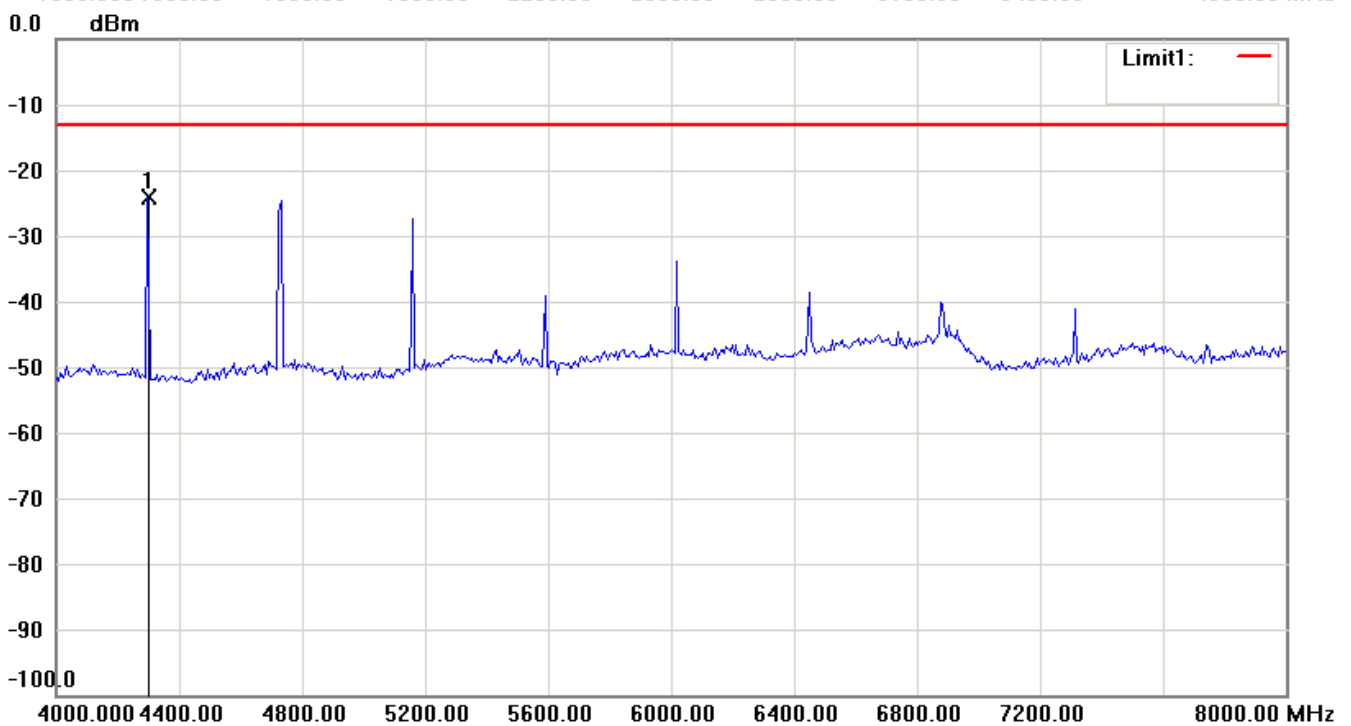
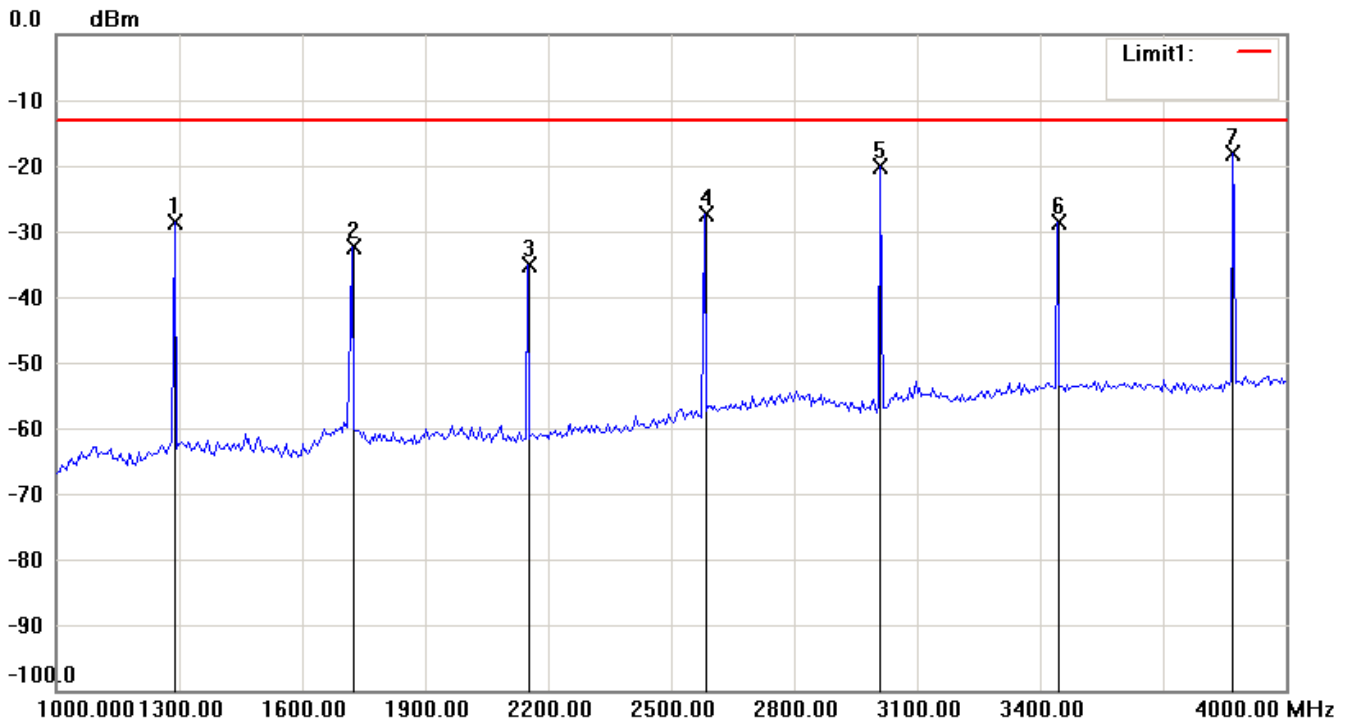
**Note:**

1. The attached measurement plots are preliminarily pre-scanned with peak detector for determining the final checking frequencies and are for reference only.
2. The some frequencies may exceed the limit line without the specified detectors, but that cannot present the results are failed to the specification of test standard.
3. For corrected test results are listed in the relevant table of radiated test data of this test report.




Registration number: W6M21102-11262-C-1-R

FCC ID: L9N-7880LC2



**Note:**

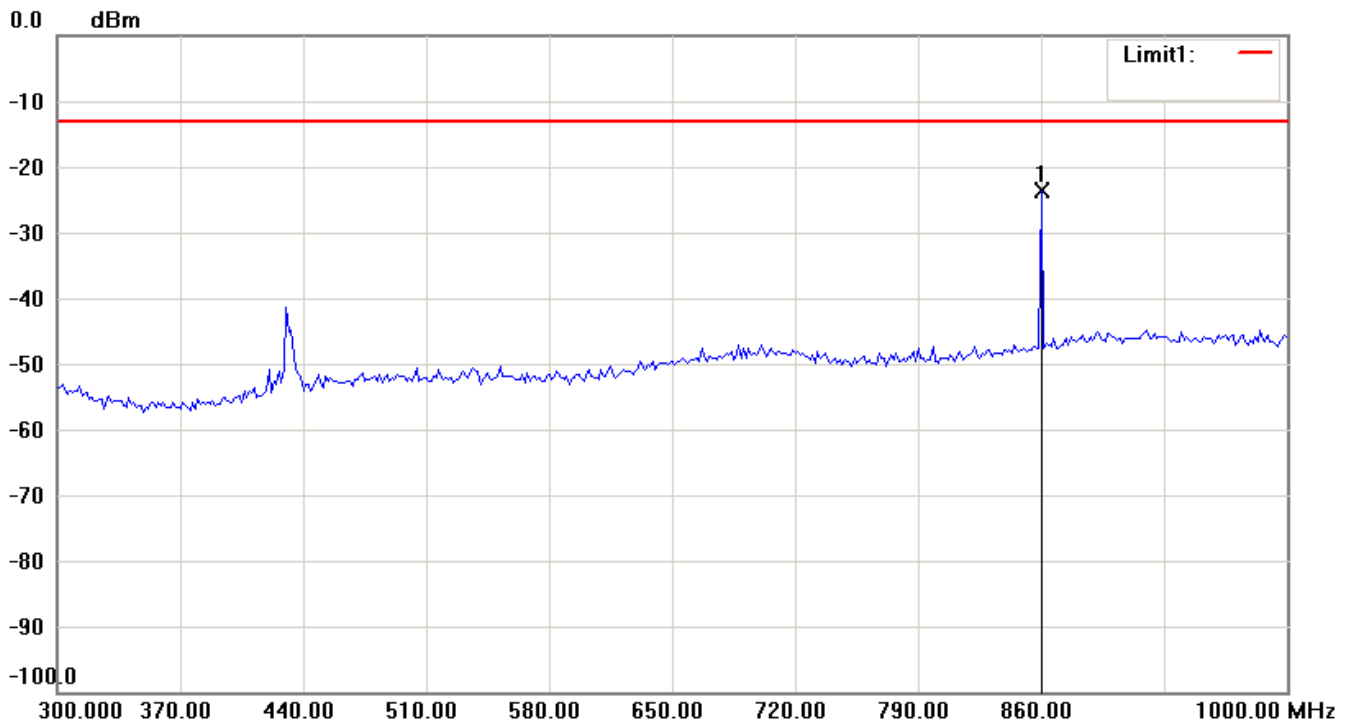
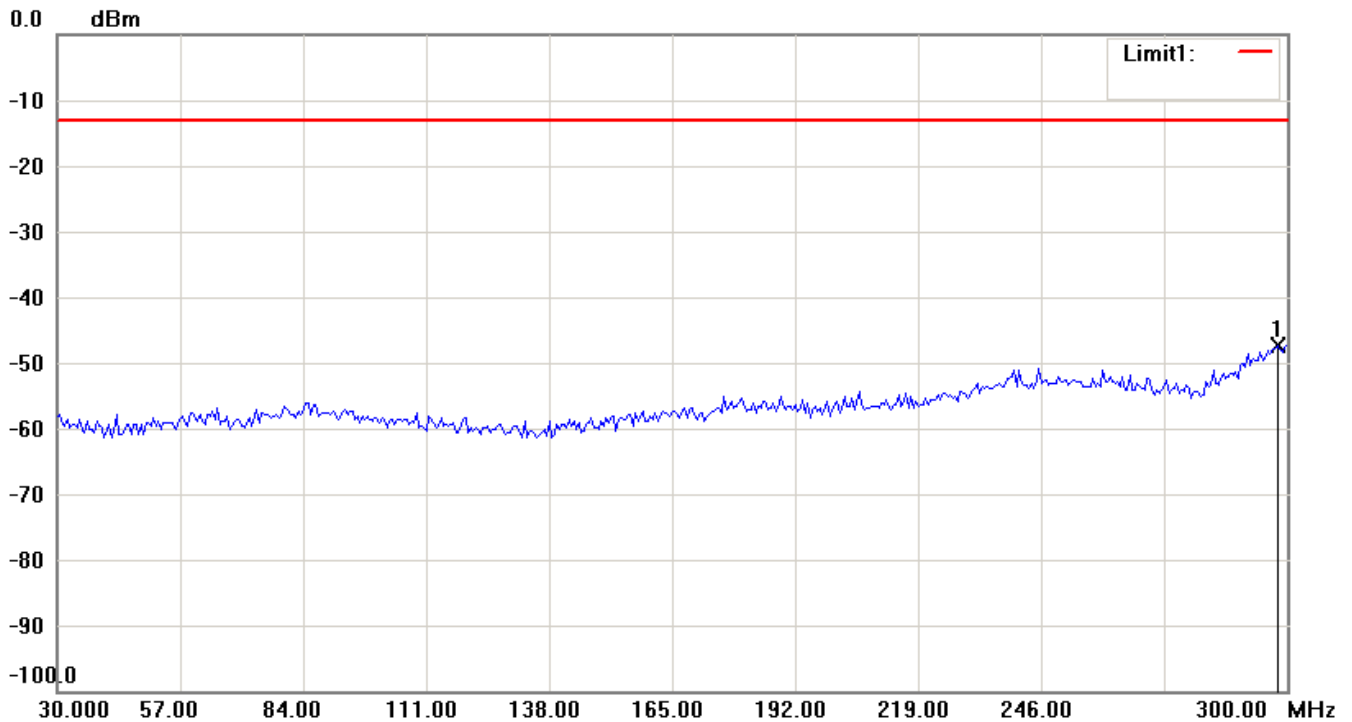
1. The attached measurement plots are preliminarily pre-scanned with peak detector for determining the final checking frequencies and are for reference only.
2. The some frequencies may exceed the limit line without the specified detectors, but that cannot present the results are failed to the specification of test standard.
3. For corrected test results are listed in the relevant table of radiated test data of this test report.



Registration number: W6M21102-11262-C-1-R

FCC ID: L9N-7880LC2

## Antenna Polarization V

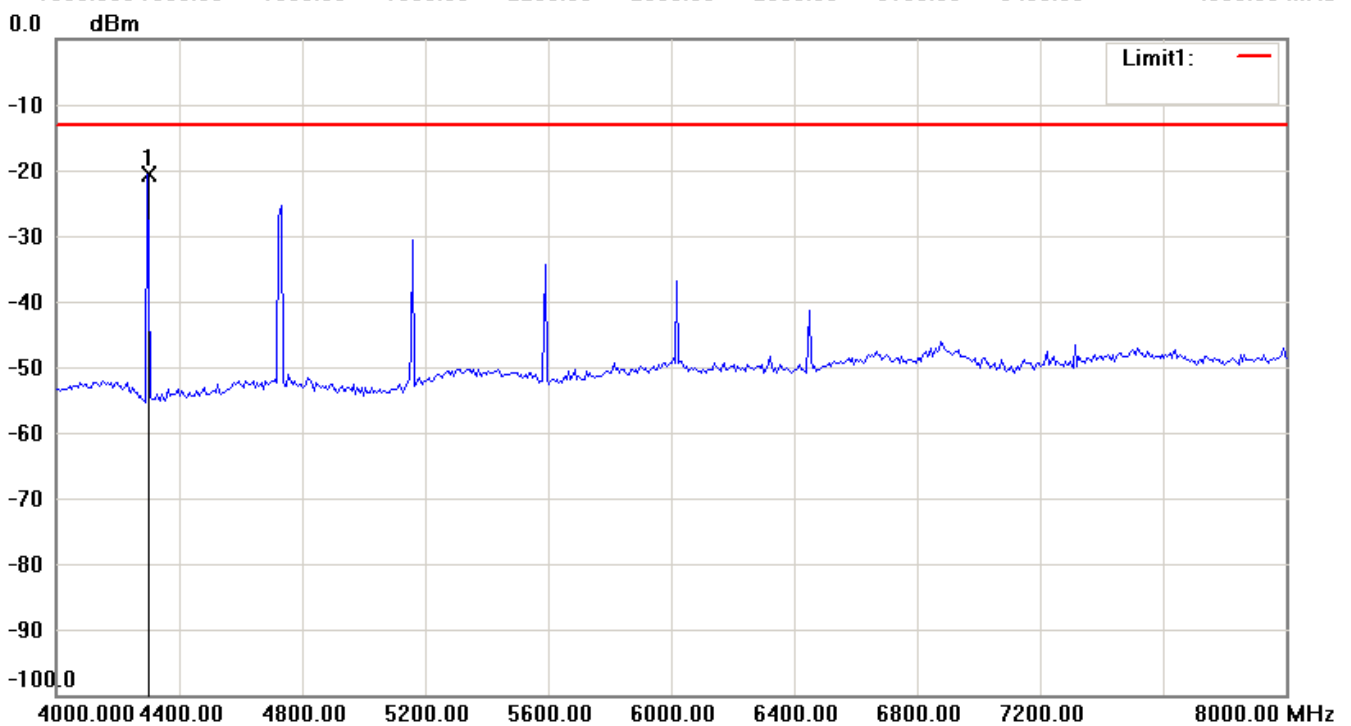
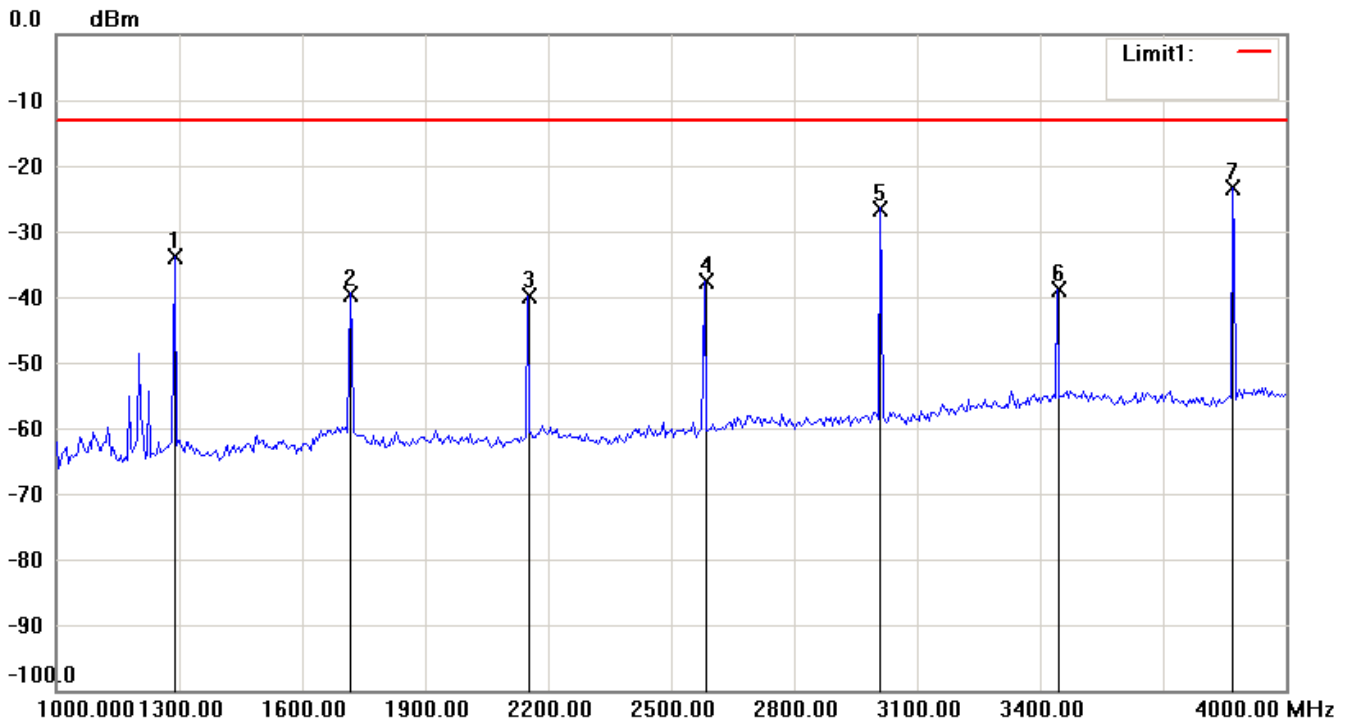


### Note:

1. The attached measurement plots are preliminarily pre-scanned with peak detector for determining the final checking frequencies and are for reference only.
2. The some frequencies may exceed the limit line without the specified detectors, but that cannot present the results are failed to the specification of test standard.
3. For corrected test results are listed in the relevant table of radiated test data of this test report.

Registration number: W6M21102-11262-C-1-R

FCC ID: L9N-7880LC2



**Note:**

1. The attached measurement plots are preliminarily pre-scanned with peak detector for determining the final checking frequencies and are for reference only.
2. The some frequencies may exceed the limit line without the specified detectors, but that cannot present the results are failed to the specification of test standard.
3. For corrected test results are listed in the relevant table of radiated test data of this test report.



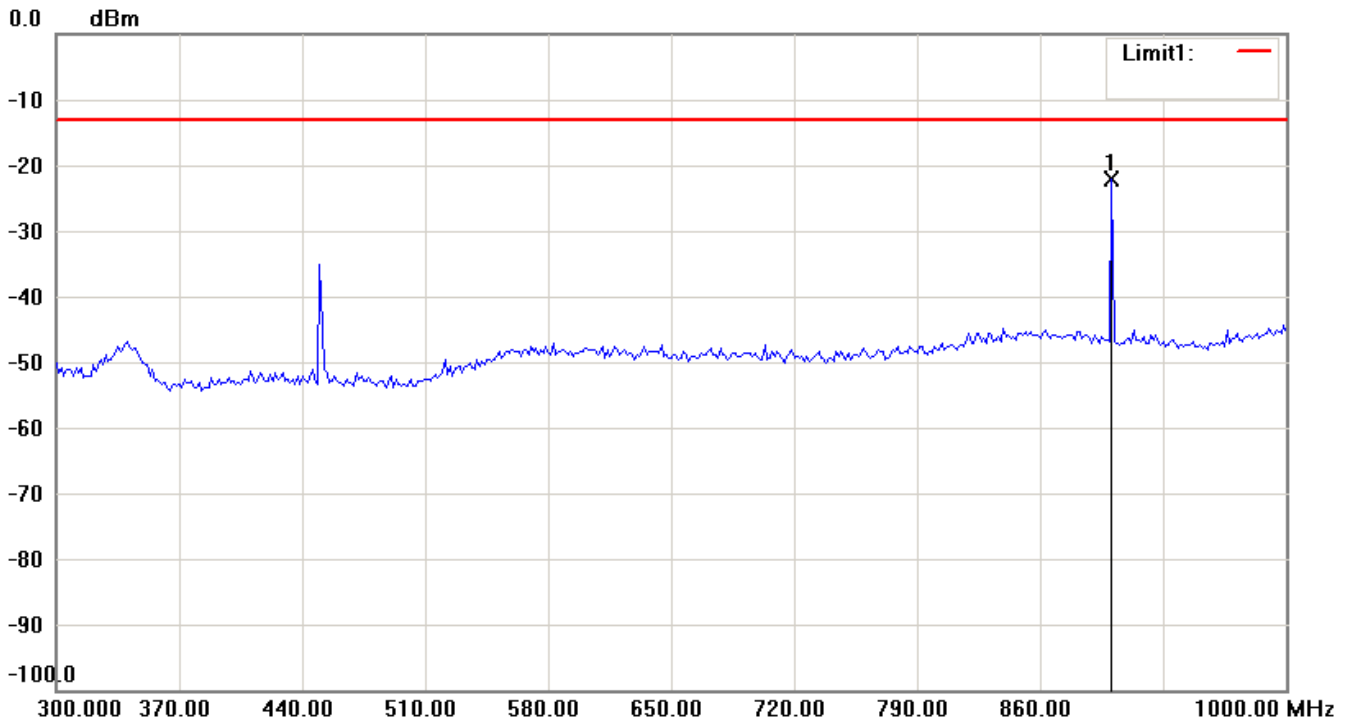
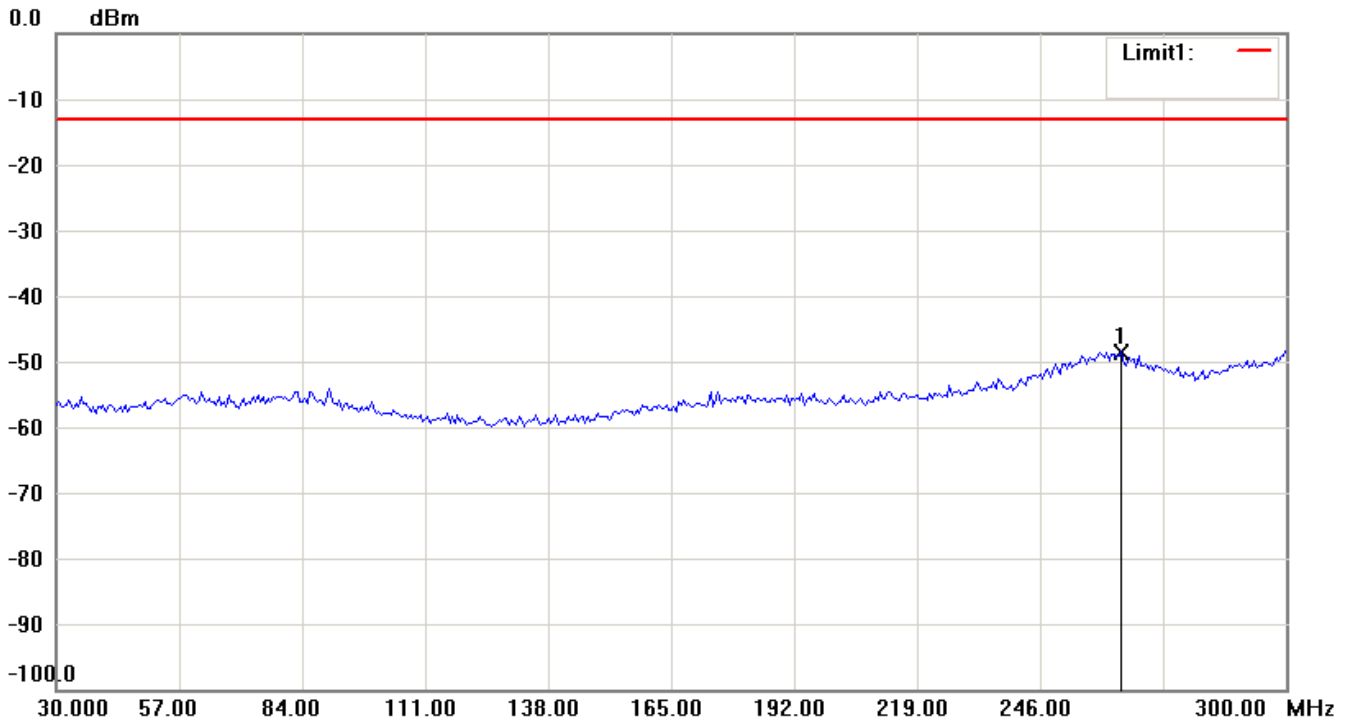
# Worldwide Testing Services(Taiwan) Co., Ltd.

Registration number: W6M21102-11262-C-1-R

FCC ID: L9N-7880LC2


12.5 kHz-450.025MHz

Antenna Polarization H



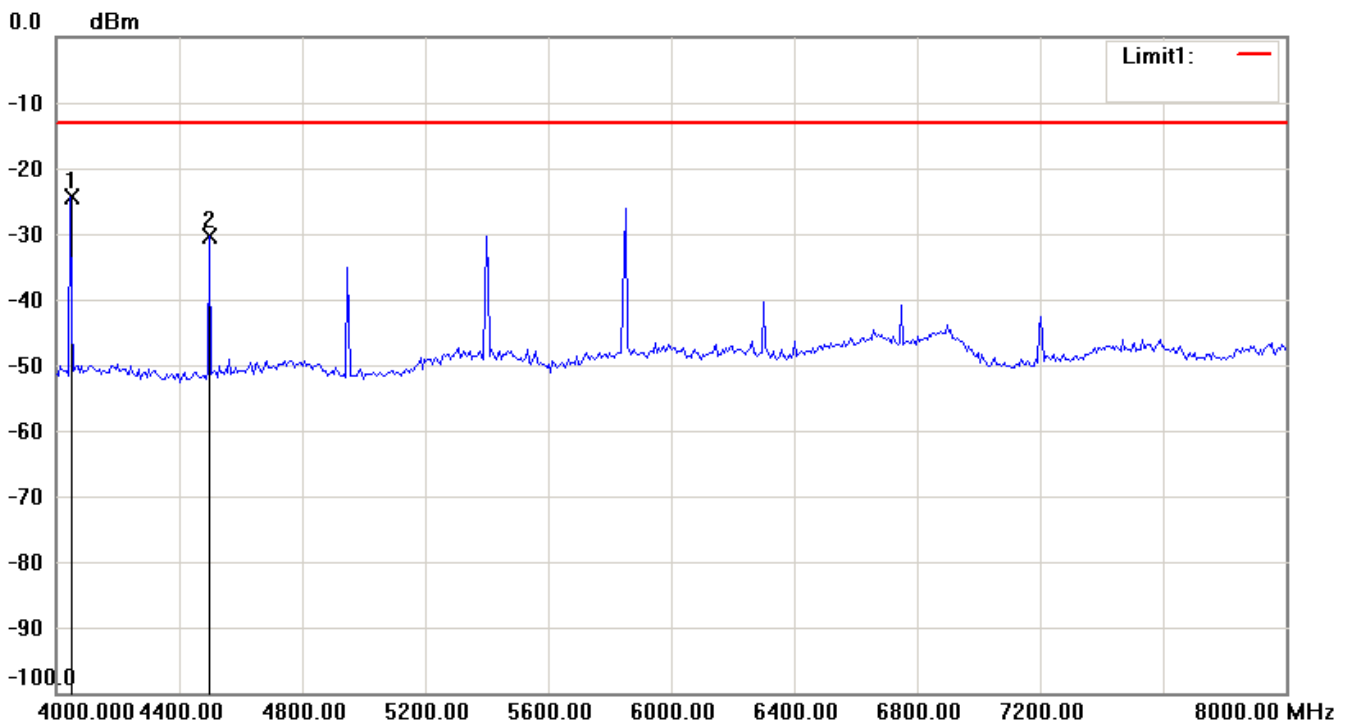
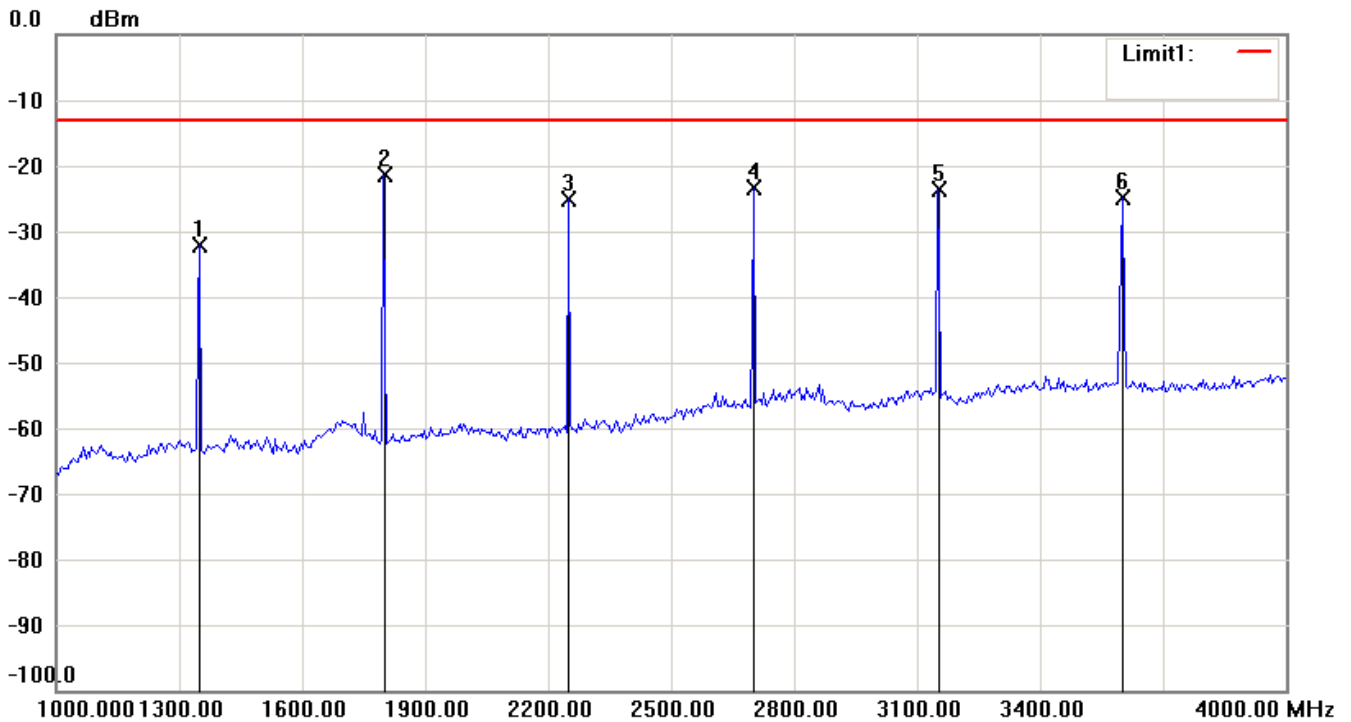
**Note:**

1. The attached measurement plots are preliminarily pre-scanned with peak detector for determining the final checking frequencies and are for reference only.
2. The some frequencies may exceed the limit line without the specified detectors, but that cannot present the results are failed to the specification of test standard.
3. For corrected test results are listed in the relevant table of radiated test data of this test report.




Registration number: W6M21102-11262-C-1-R

FCC ID: L9N-7880LC2



**Note:**

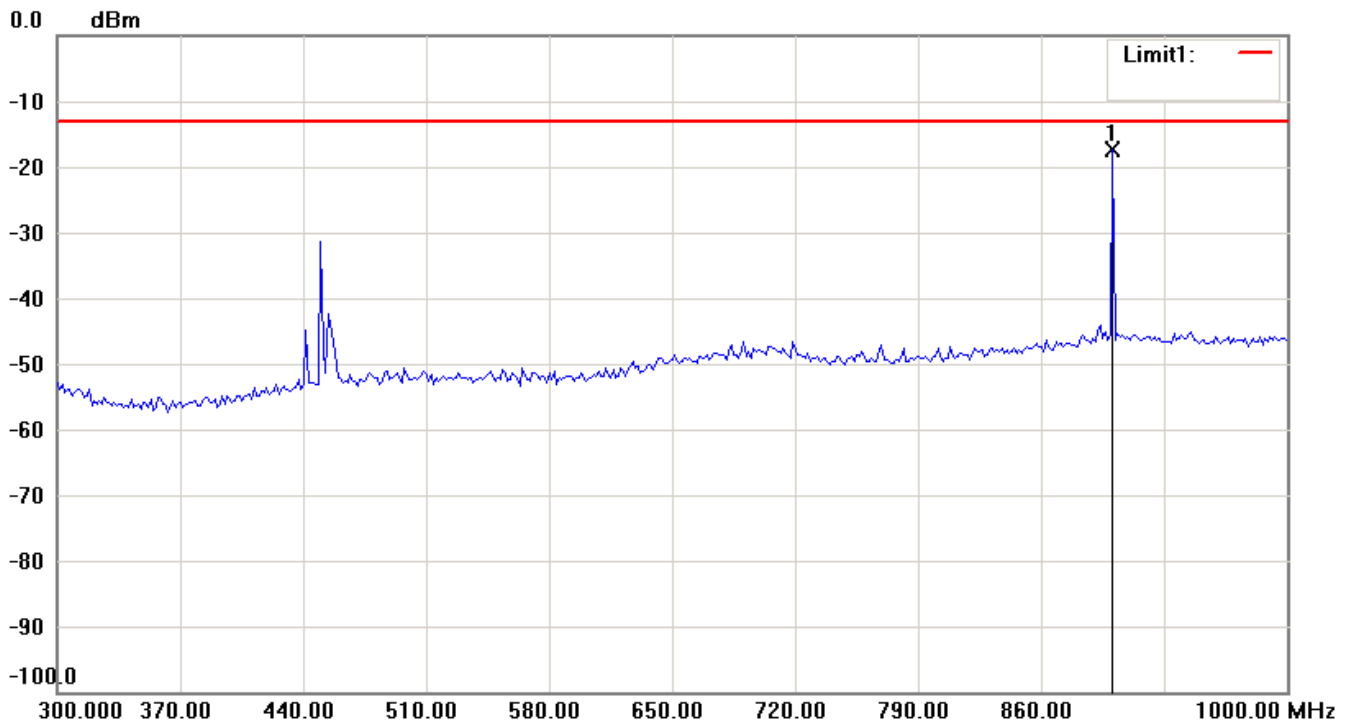
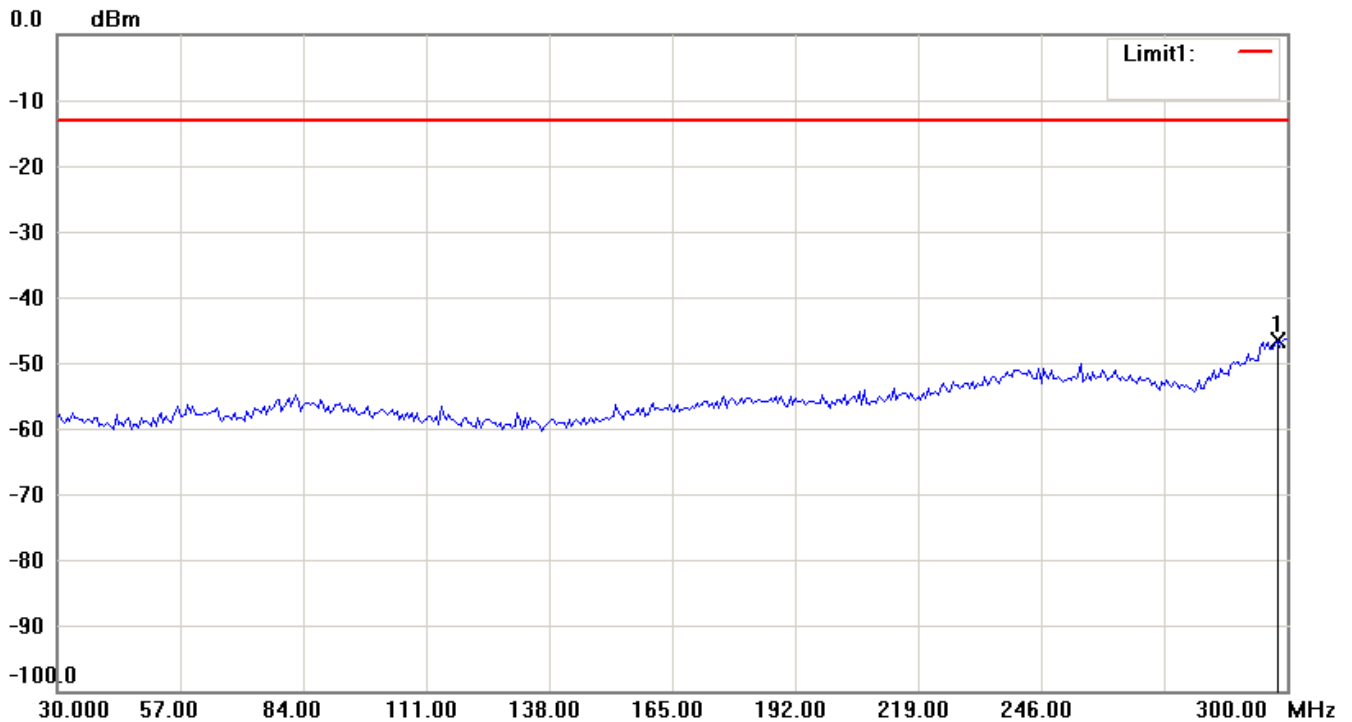
1. The attached measurement plots are preliminarily pre-scanned with peak detector for determining the final checking frequencies and are for reference only.
2. The some frequencies may exceed the limit line without the specified detectors, but that cannot present the results are failed to the specification of test standard.
3. For corrected test results are listed in the relevant table of radiated test data of this test report.



Registration number: W6M21102-11262-C-1-R

FCC ID: L9N-7880LC2

## Antenna Polarization V



### Note:

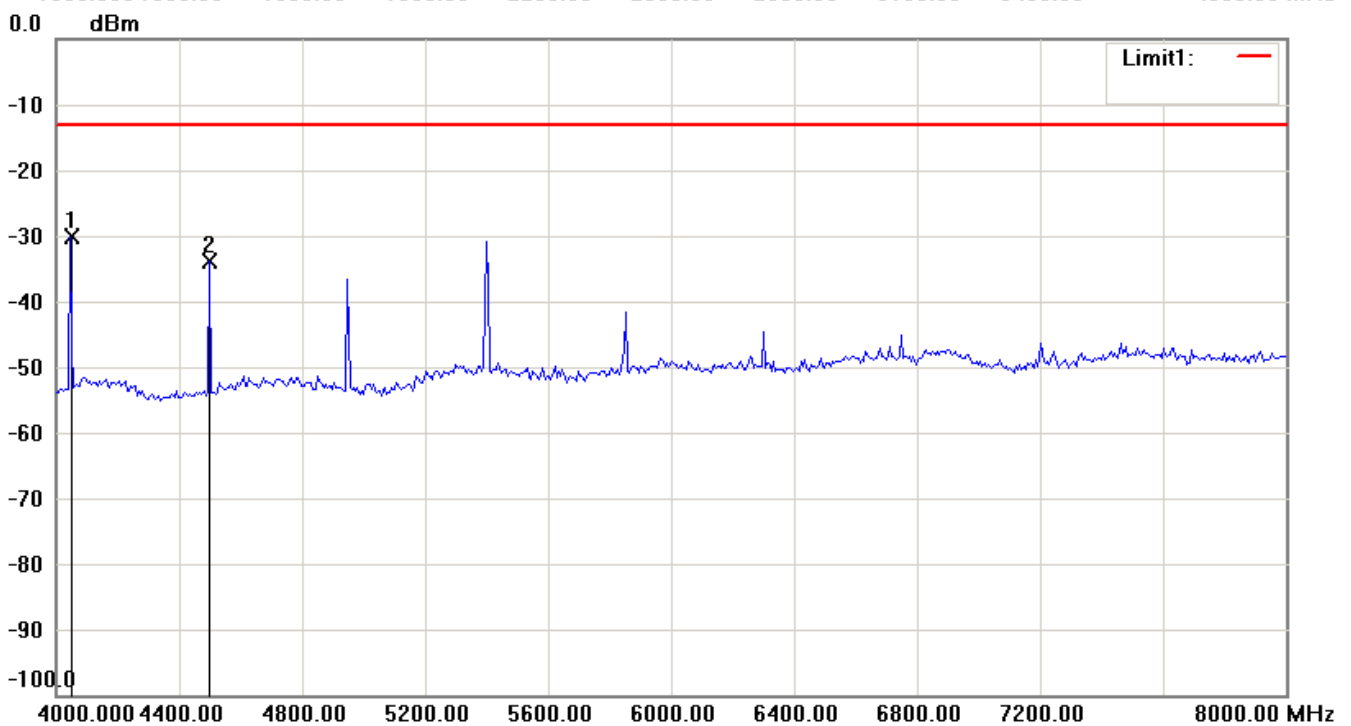
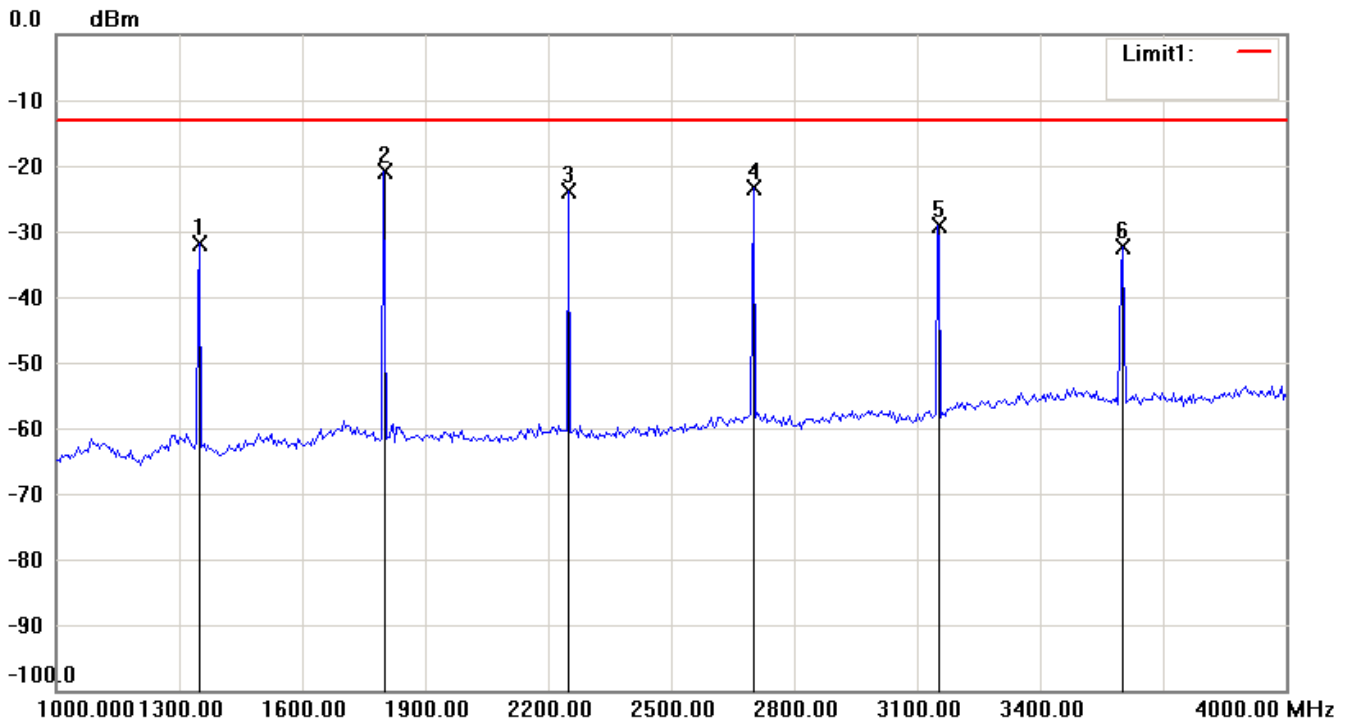
1. The attached measurement plots are preliminarily pre-scanned with peak detector for determining the final checking frequencies and are for reference only.
2. The some frequencies may exceed the limit line without the specified detectors, but that cannot present the results are failed to the specification of test standard.
3. For corrected test results are listed in the relevant table of radiated test data of this test report.





Registration number: W6M21102-11262-C-1-R

FCC ID: L9N-7880LC2



**Note:**

1. The attached measurement plots are preliminarily pre-scanned with peak detector for determining the final checking frequencies and are for reference only.
2. The some frequencies may exceed the limit line without the specified detectors, but that cannot present the results are failed to the specification of test standard.
3. For corrected test results are listed in the relevant table of radiated test data of this test report.

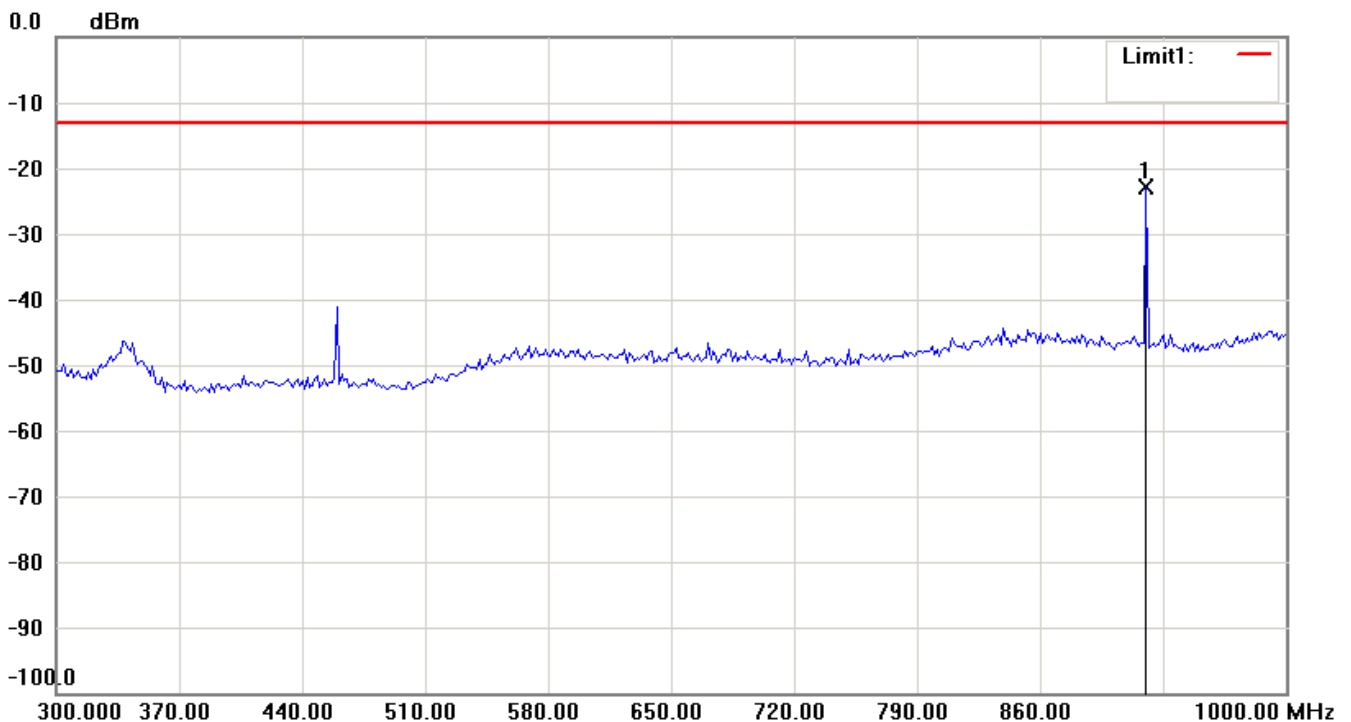
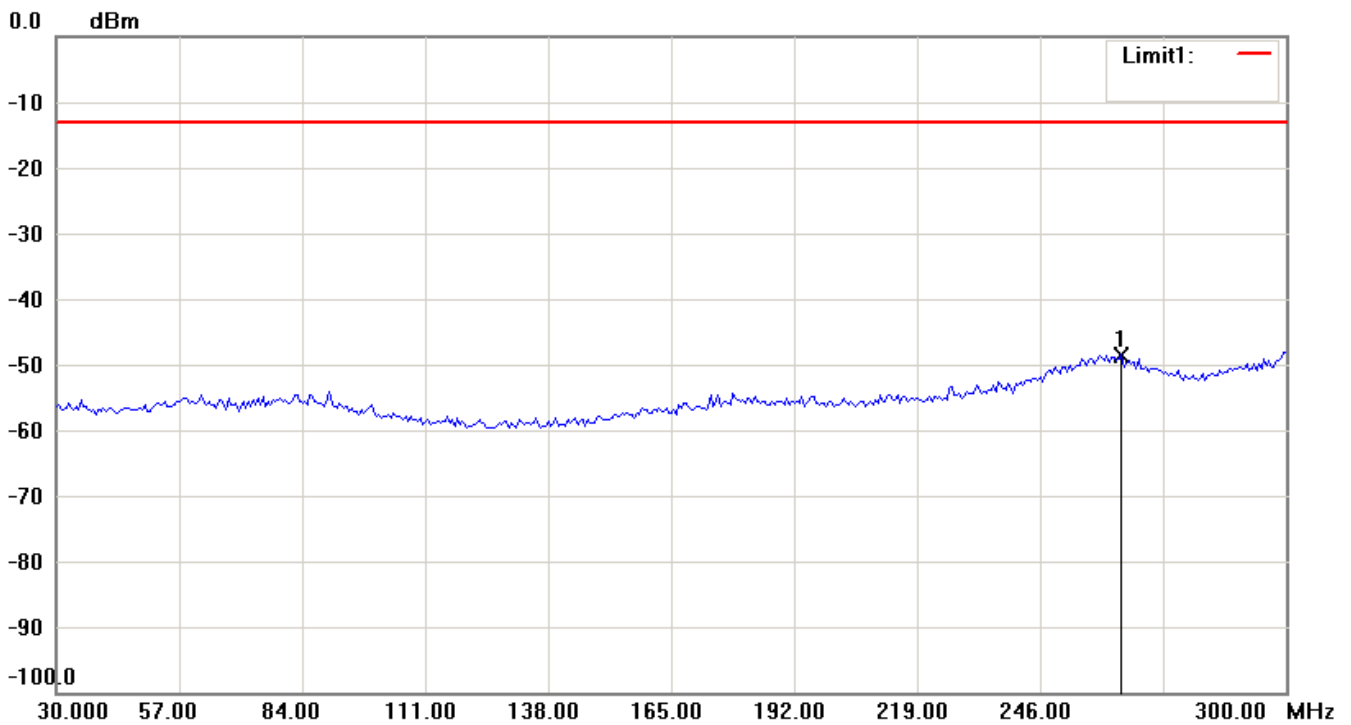


Registration number: W6M21102-11262-C-1-R

FCC ID: L9N-7880LC2

12.5 kHz-460 MHz

Antenna Polarization H



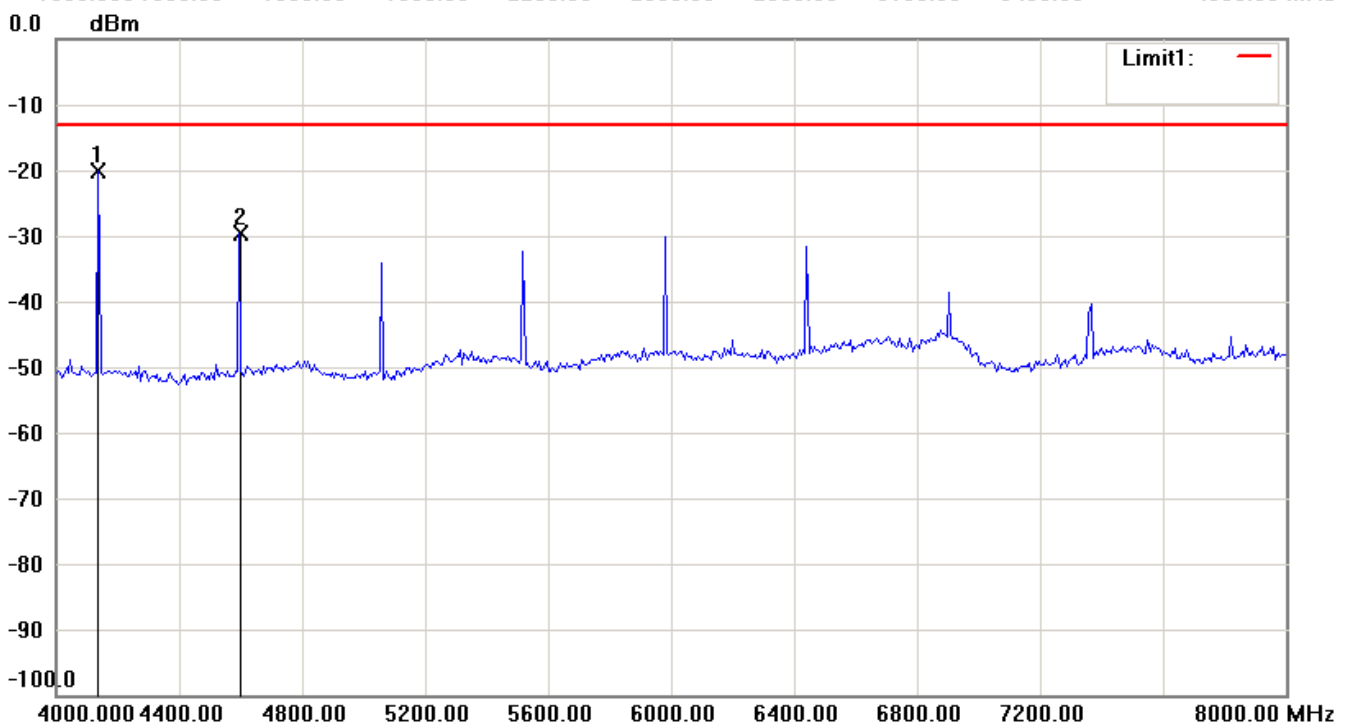
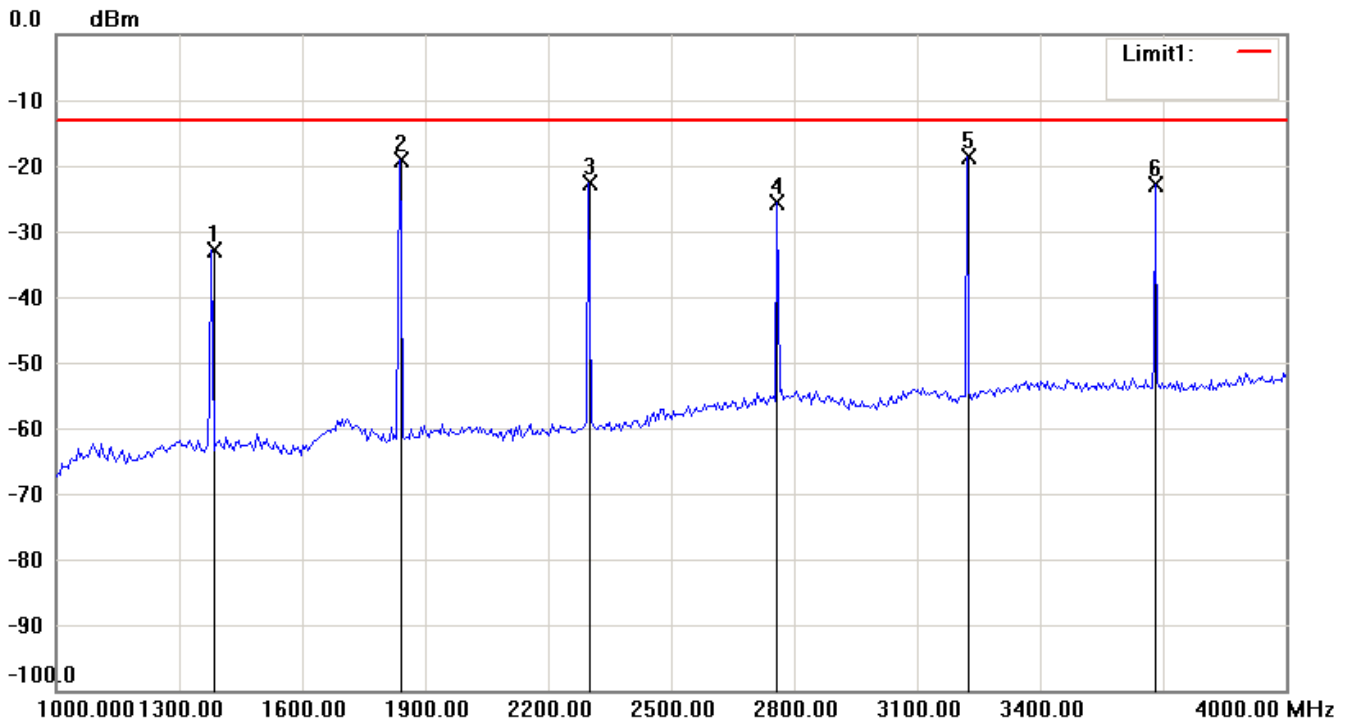
**Note:**

1. The attached measurement plots are preliminarily pre-scanned with peak detector for determining the final checking frequencies and are for reference only.
2. The some frequencies may exceed the limit line without the specified detectors, but that cannot present the results are failed to the specification of test standard.
3. For corrected test results are listed in the relevant table of radiated test data of this test report.



Registration number: W6M21102-11262-C-1-R

FCC ID: L9N-7880LC2



**Note:**

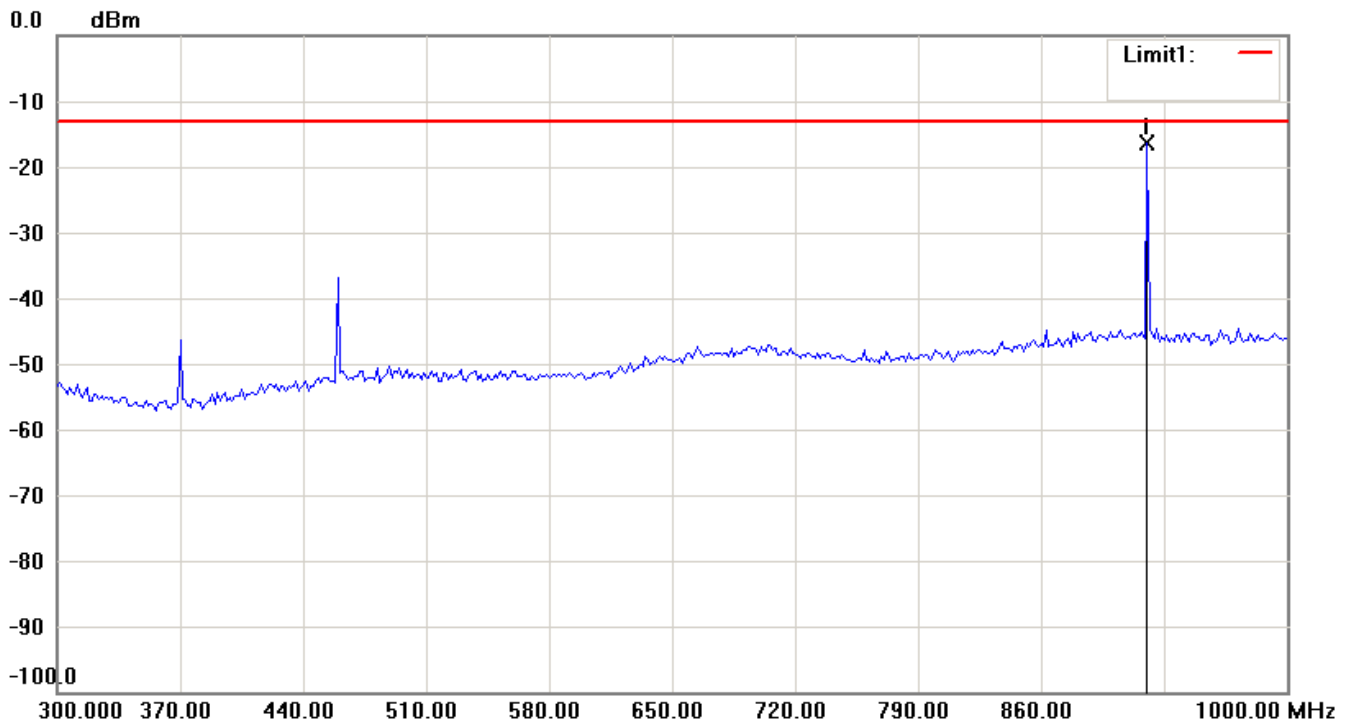
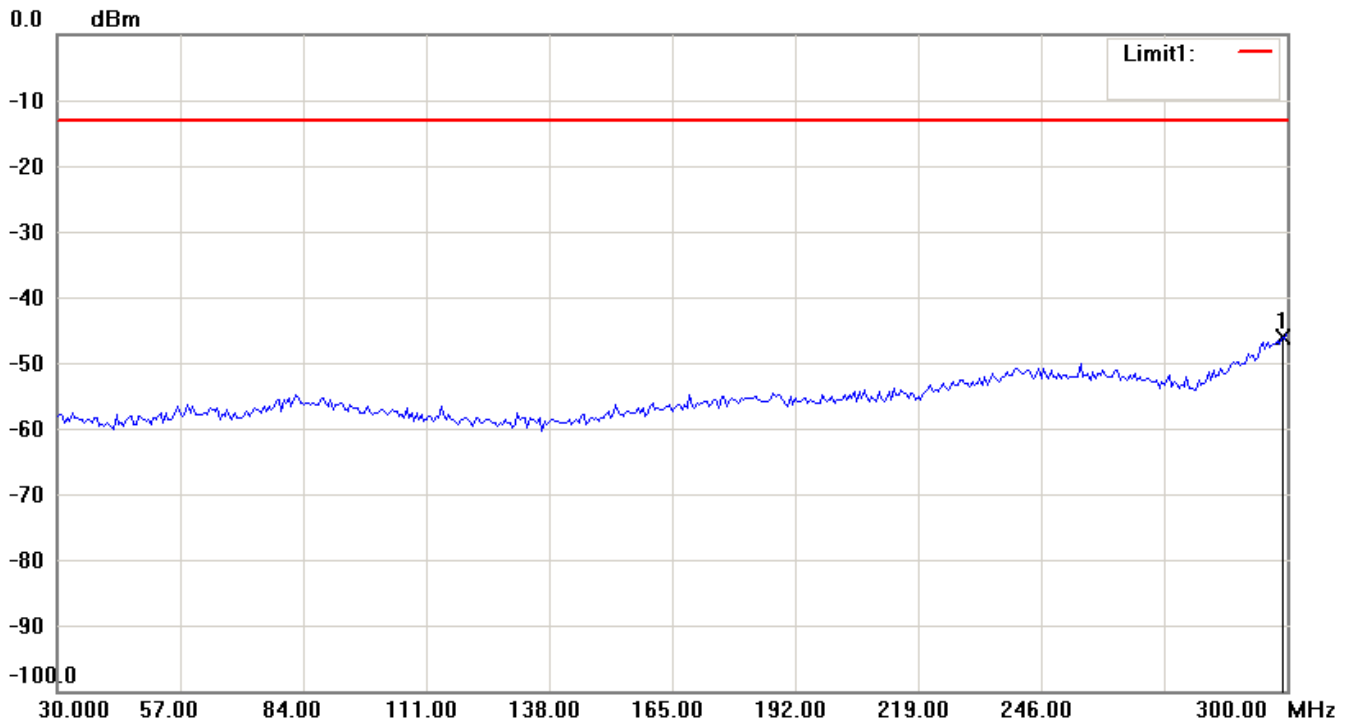
1. The attached measurement plots are preliminarily pre-scanned with peak detector for determining the final checking frequencies and are for reference only.
2. The some frequencies may exceed the limit line without the specified detectors, but that cannot present the results are failed to the specification of test standard.
3. For corrected test results are listed in the relevant table of radiated test data of this test report.



Registration number: W6M21102-11262-C-1-R

FCC ID: L9N-7880LC2

## Antenna Polarization V



### Note:

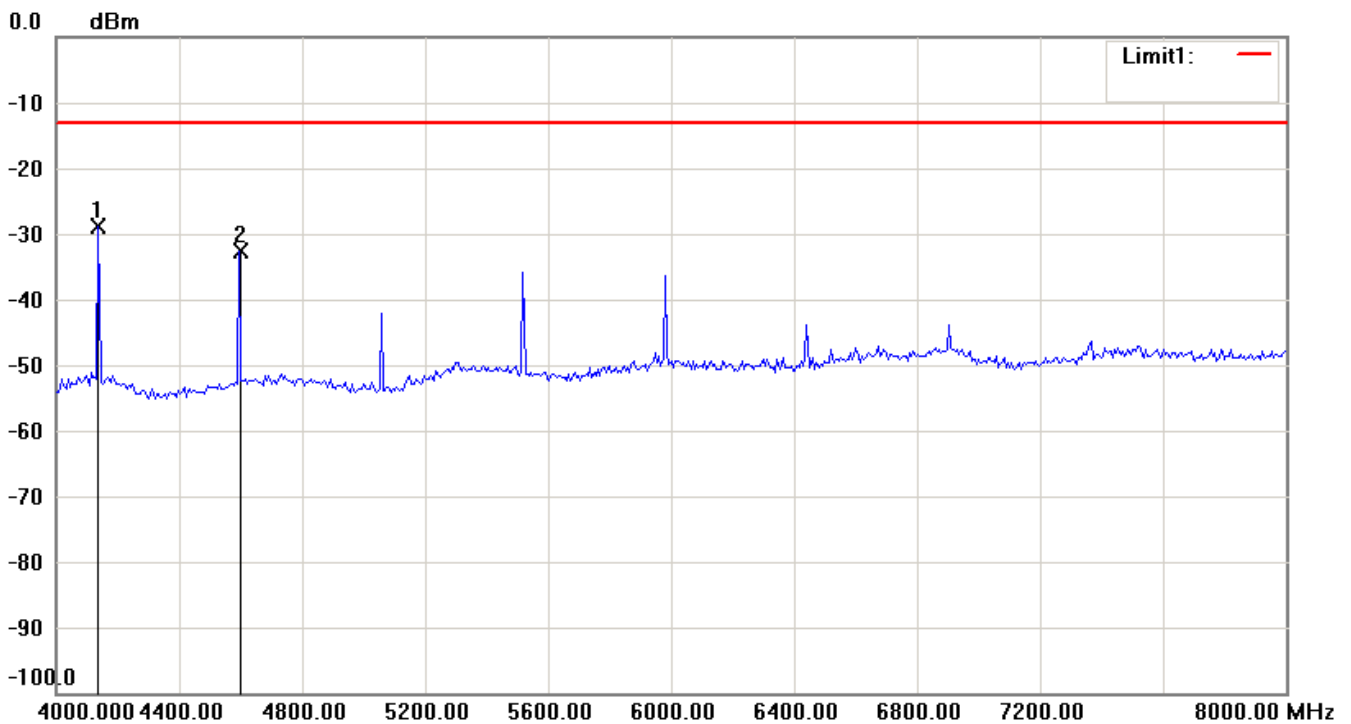
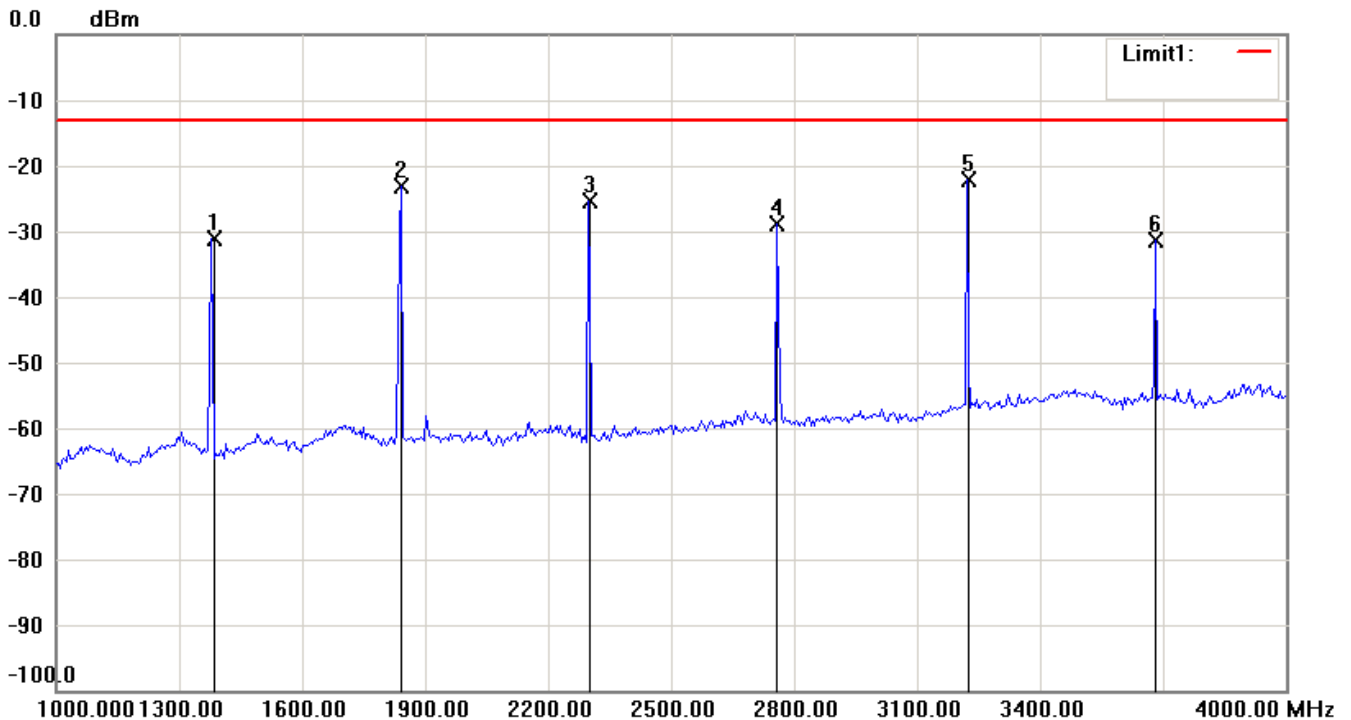
1. The attached measurement plots are preliminarily pre-scanned with peak detector for determining the final checking frequencies and are for reference only.
2. The some frequencies may exceed the limit line without the specified detectors, but that cannot present the results are failed to the specification of test standard.
3. For corrected test results are listed in the relevant table of radiated test data of this test report.



# Worldwide Testing Services(Taiwan) Co., Ltd.


Registration number: W6M21102-11262-C-1-R

FCC ID: L9N-7880LC2



**Note:**

1. The attached measurement plots are preliminarily pre-scanned with peak detector for determining the final checking frequencies and are for reference only.
2. The some frequencies may exceed the limit line without the specified detectors, but that cannot present the results are failed to the specification of test standard.
3. For corrected test results are listed in the relevant table of radiated test data of this test report.

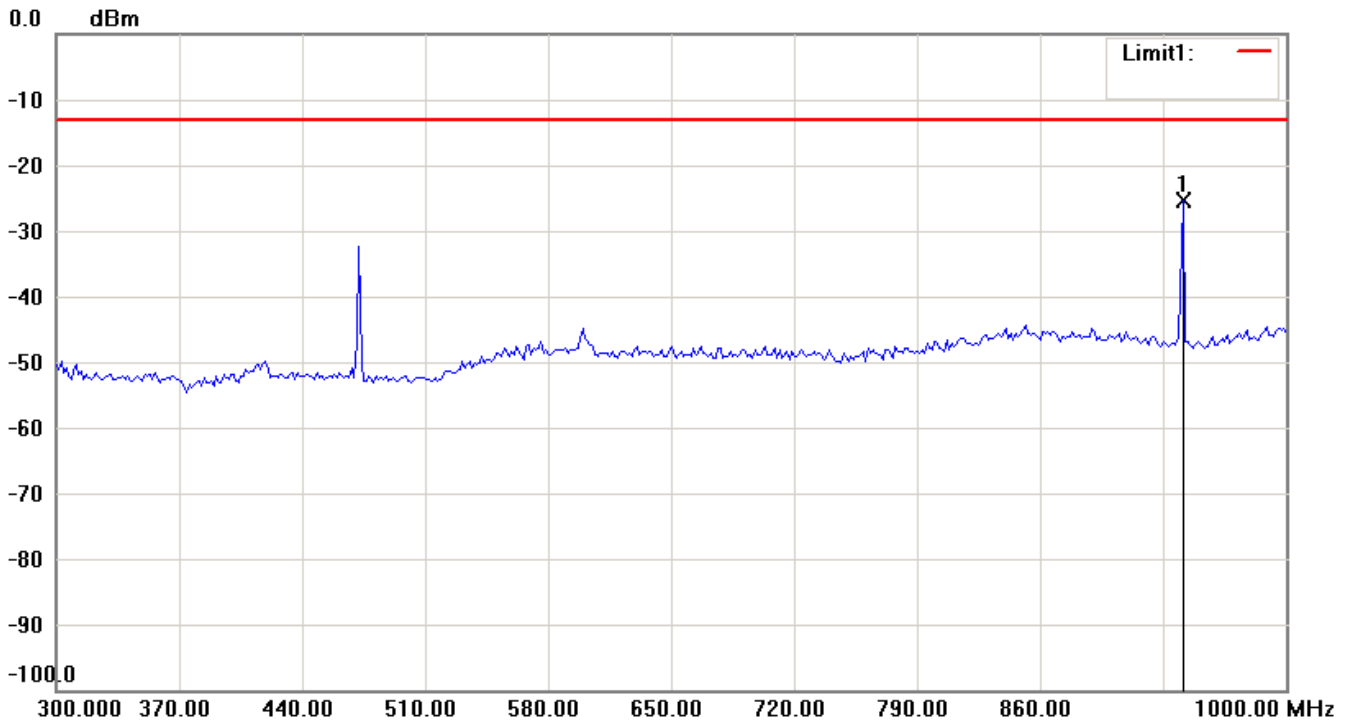
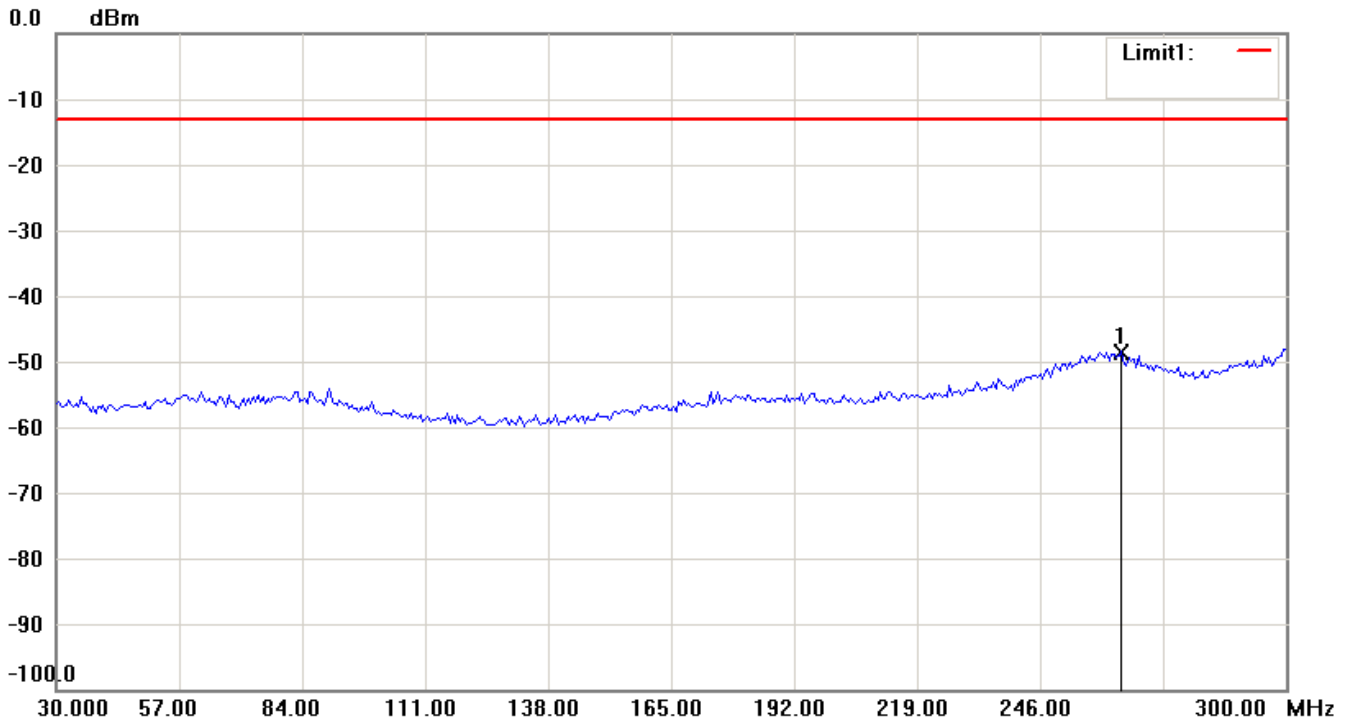


Registration number: W6M21102-11262-C-1-R

FCC ID: L9N-7880LC2


12.5 kHz-469.975 MHz

Antenna Polarization H



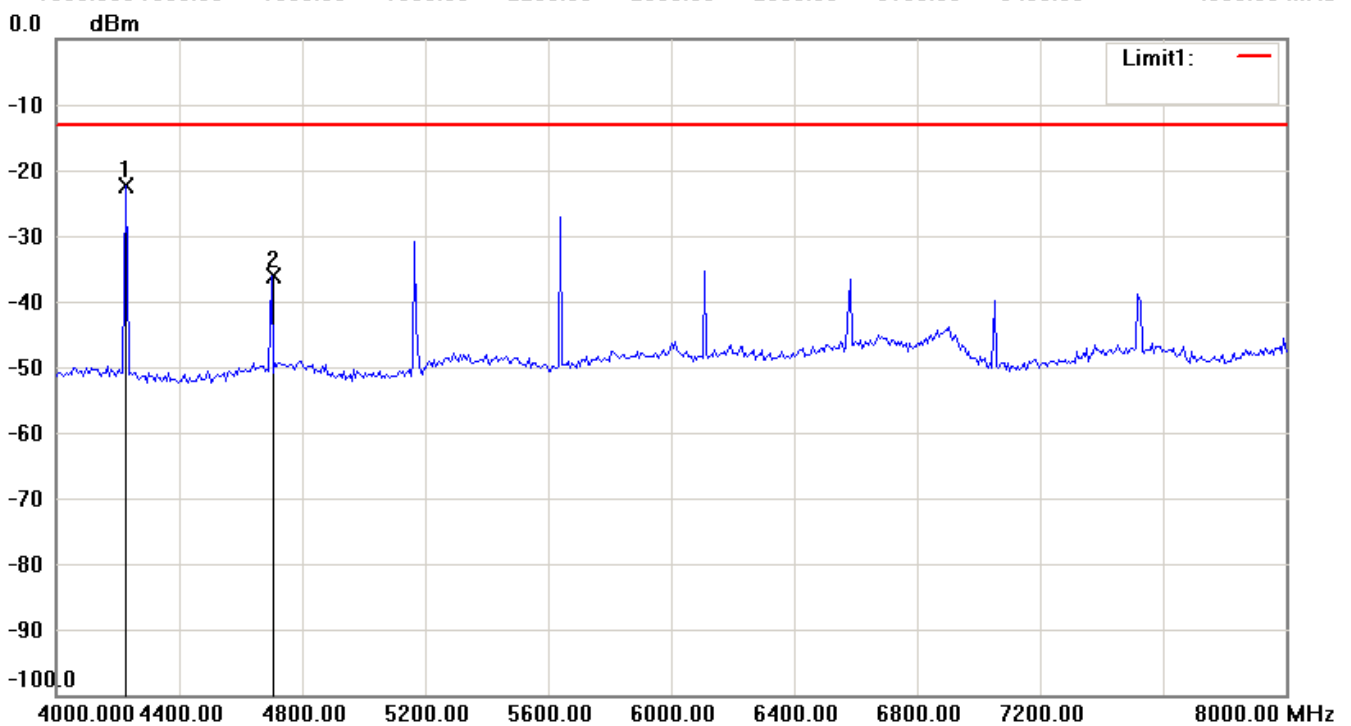
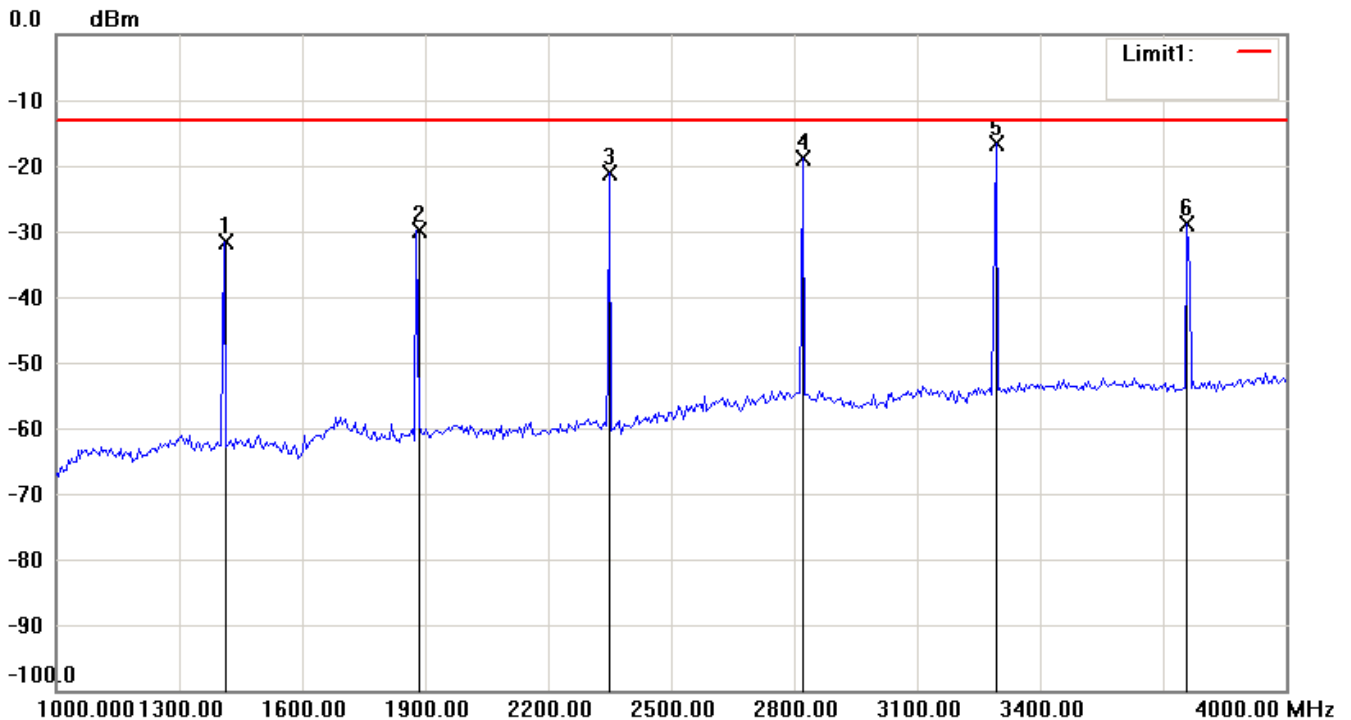
**Note:**

1. The attached measurement plots are preliminarily pre-scanned with peak detector for determining the final checking frequencies and are for reference only.
2. The some frequencies may exceed the limit line without the specified detectors, but that cannot present the results are failed to the specification of test standard.
3. For corrected test results are listed in the relevant table of radiated test data of this test report.




Registration number: W6M21102-11262-C-1-R

FCC ID: L9N-7880LC2



**Note:**

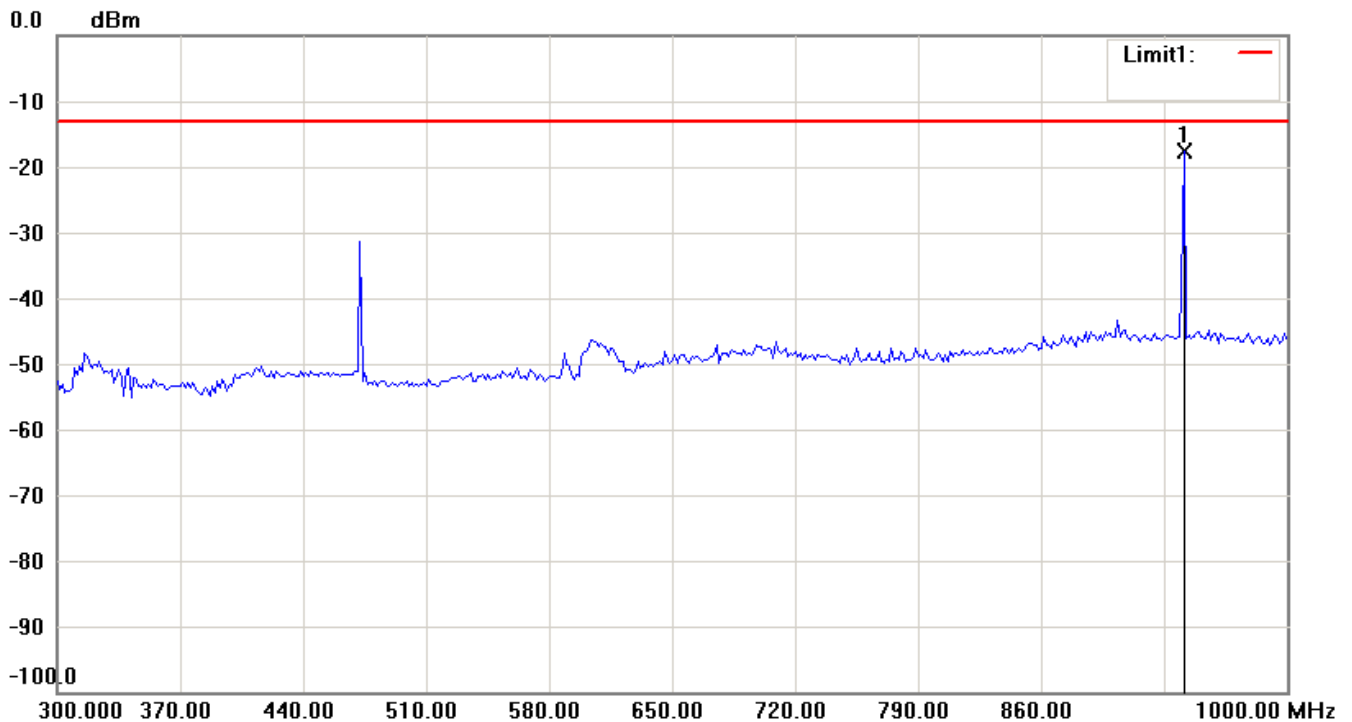
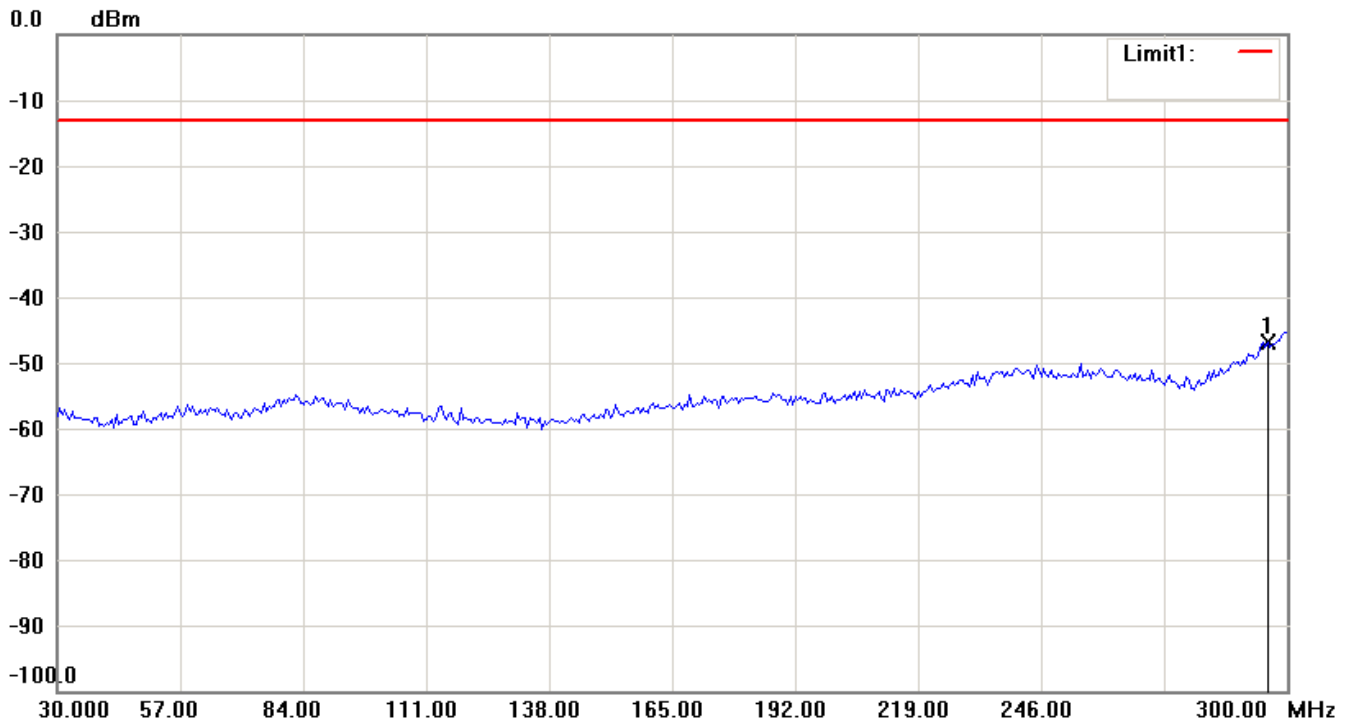
1. The attached measurement plots are preliminarily pre-scanned with peak detector for determining the final checking frequencies and are for reference only.
2. The some frequencies may exceed the limit line without the specified detectors, but that cannot present the results are failed to the specification of test standard.
3. For corrected test results are listed in the relevant table of radiated test data of this test report.



Registration number: W6M21102-11262-C-1-R

FCC ID: L9N-7880LC2

## Antenna Polarization V



### Note:

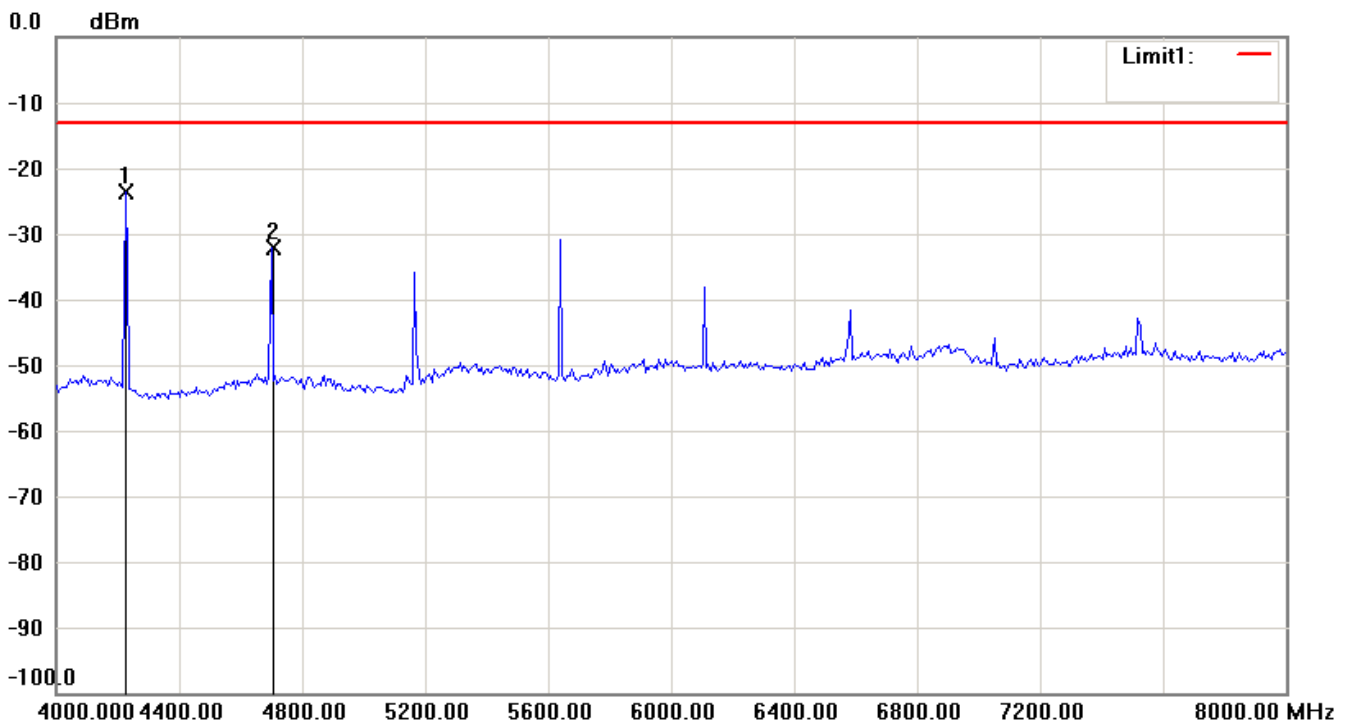
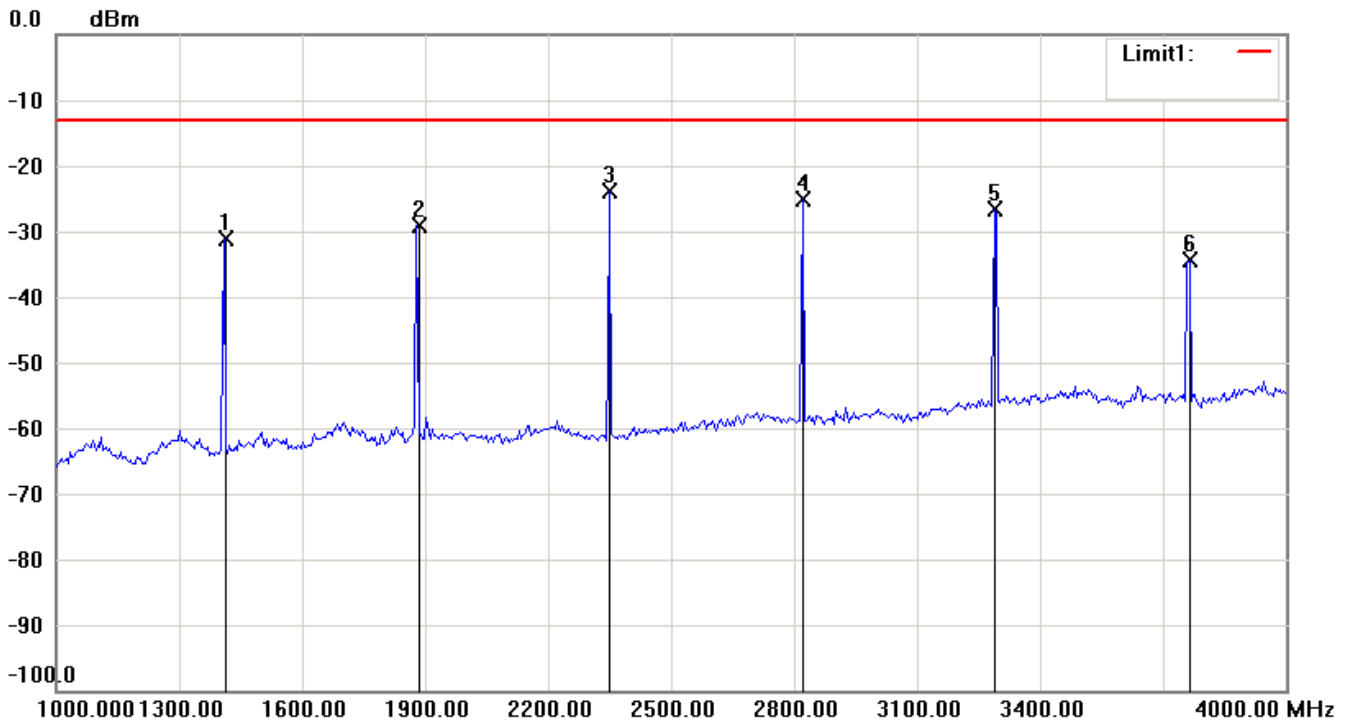
1. The attached measurement plots are preliminarily pre-scanned with peak detector for determining the final checking frequencies and are for reference only.
2. The some frequencies may exceed the limit line without the specified detectors, but that cannot present the results are failed to the specification of test standard.
3. For corrected test results are listed in the relevant table of radiated test data of this test report.






Registration number: W6M21102-11262-C-1-R

FCC ID: L9N-7880LC2



**Note:**

1. The attached measurement plots are preliminarily pre-scanned with peak detector for determining the final checking frequencies and are for reference only.
2. The some frequencies may exceed the limit line without the specified detectors, but that cannot present the results are failed to the specification of test standard.
3. For corrected test results are listed in the relevant table of radiated test data of this test report.

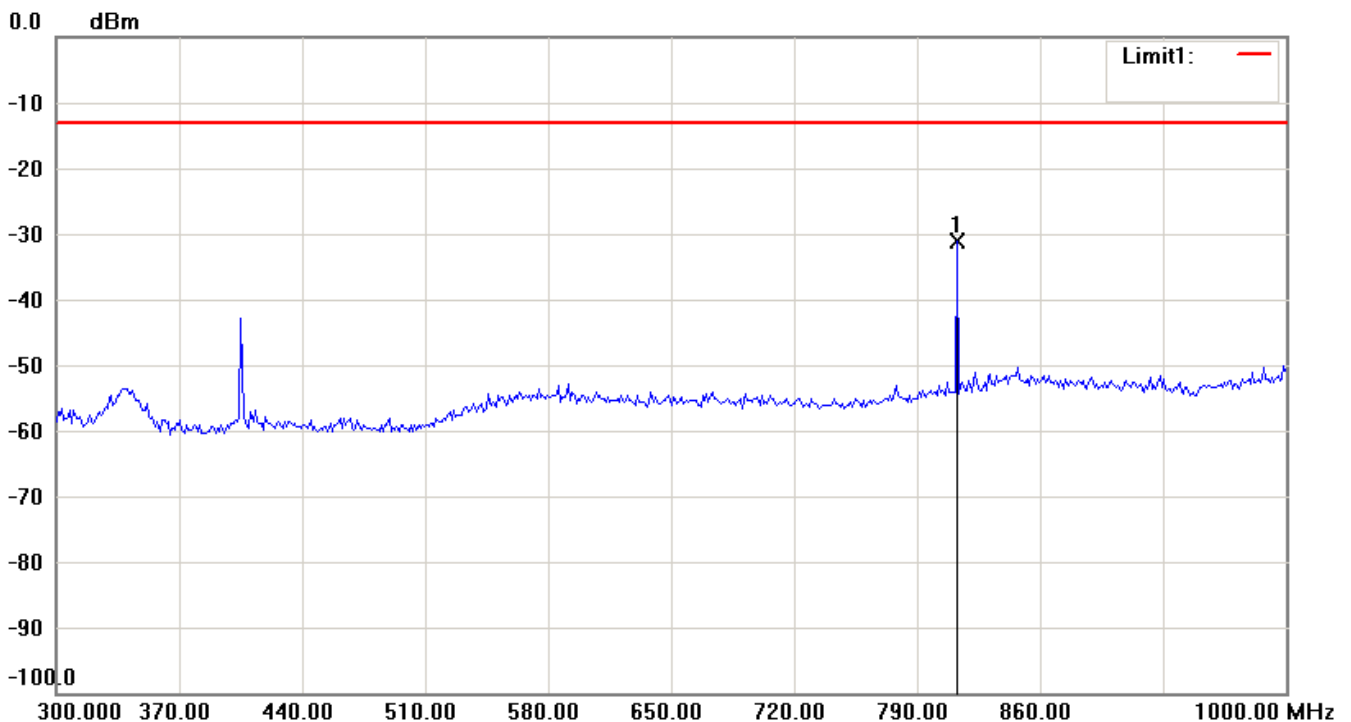
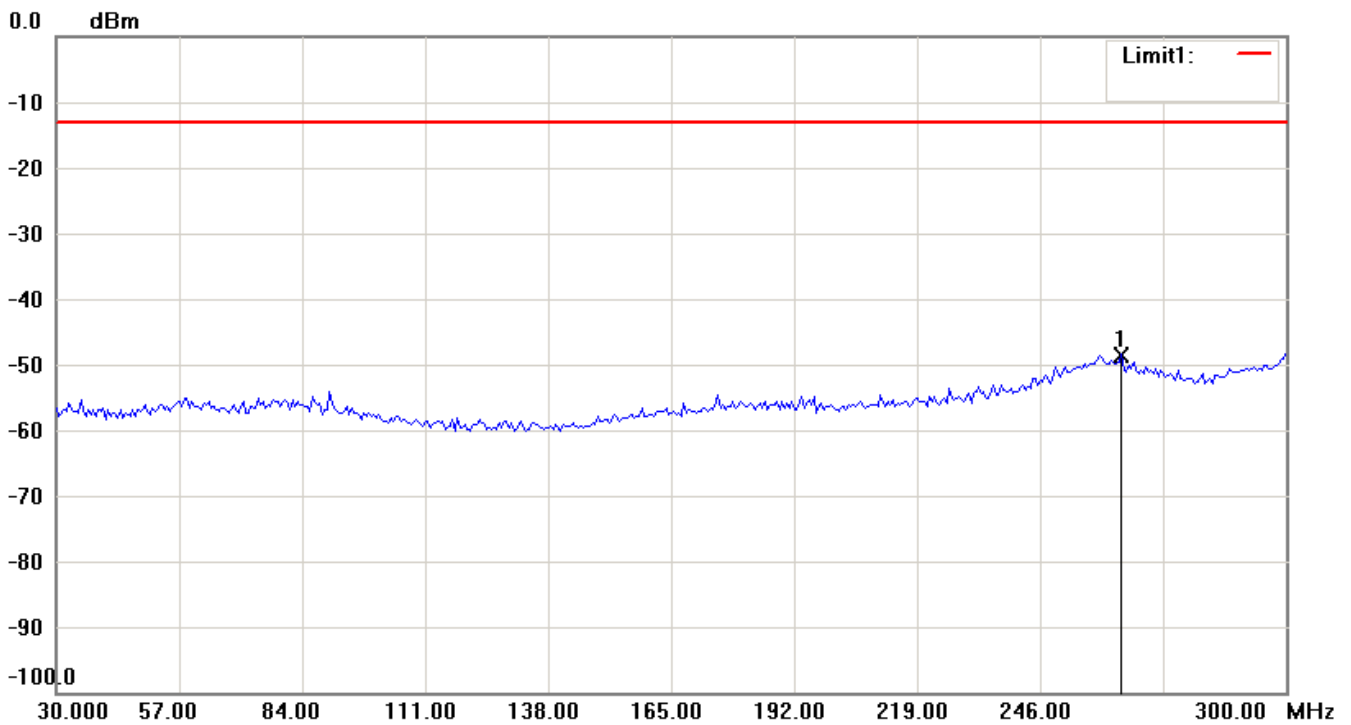


Registration number: W6M21102-11262-C-1-R

FCC ID: L9N-7880LC2

25 kHz-406.125 MHz

Antenna Polarization H



**Note:**

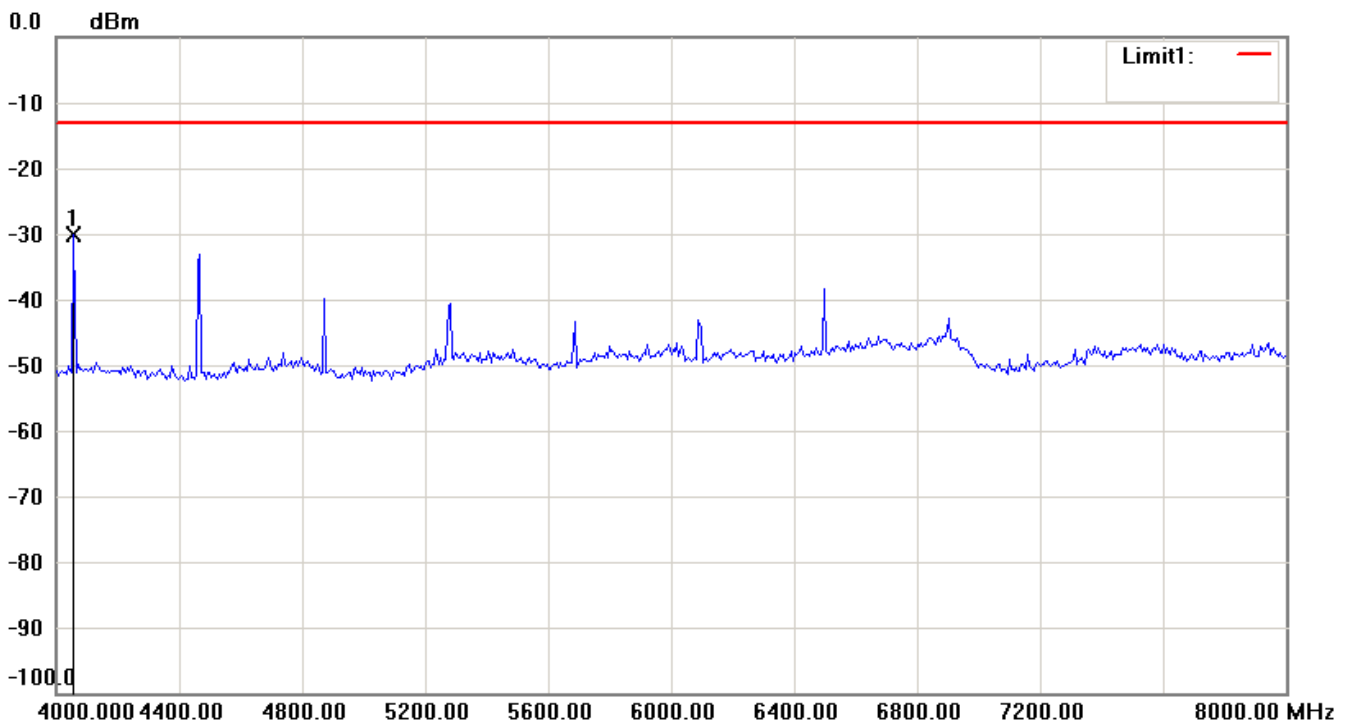
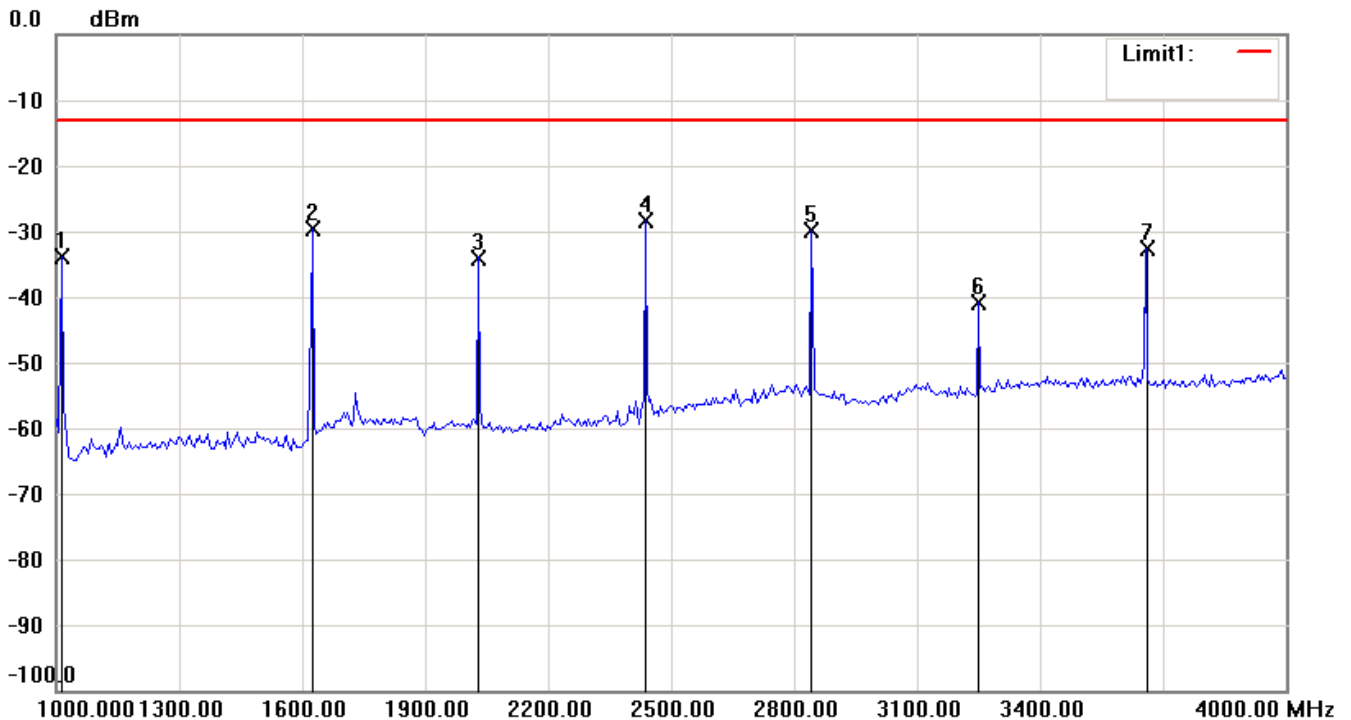
1. The attached measurement plots are preliminarily pre-scanned with peak detector for determining the final checking frequencies and are for reference only.
2. The some frequencies may exceed the limit line without the specified detectors, but that cannot present the results are failed to the specification of test standard.
3. For corrected test results are listed in the relevant table of radiated test data of this test report.



# Worldwide Testing Services(Taiwan) Co., Ltd.


Registration number: W6M21102-11262-C-1-R

FCC ID: L9N-7880LC2



**Note:**

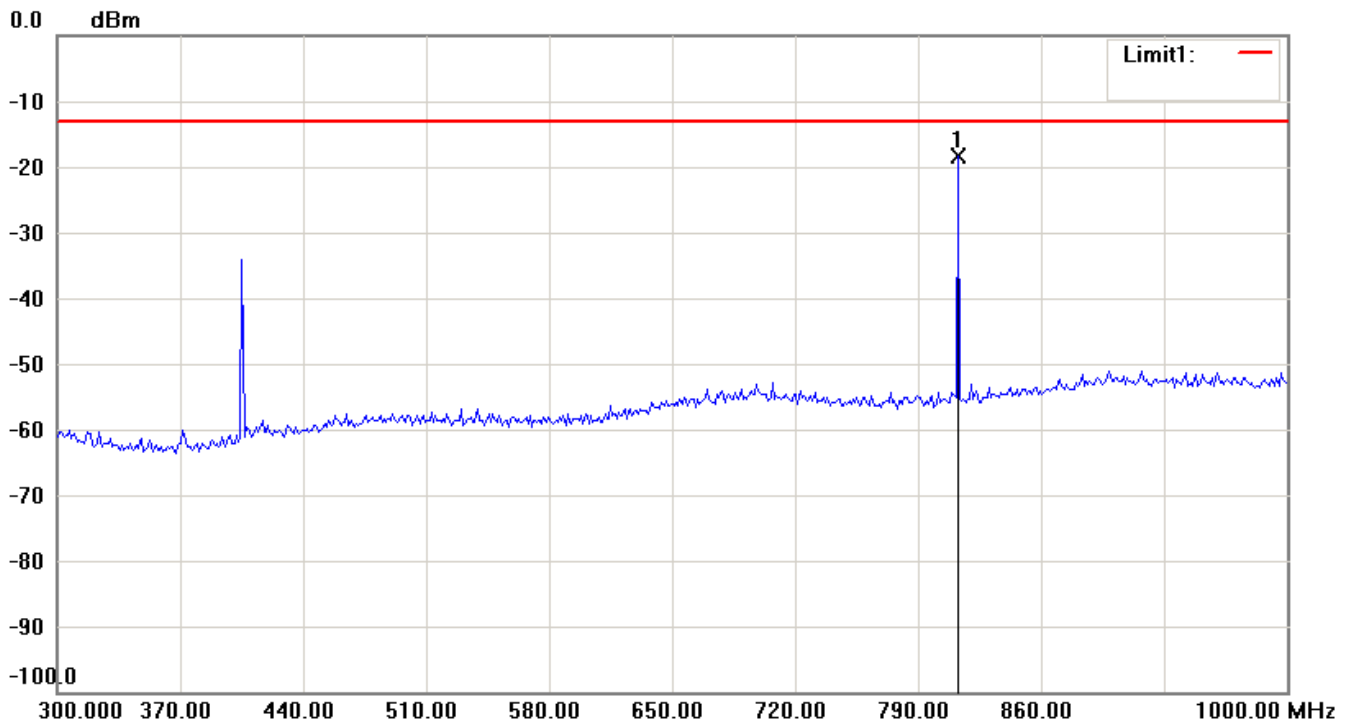
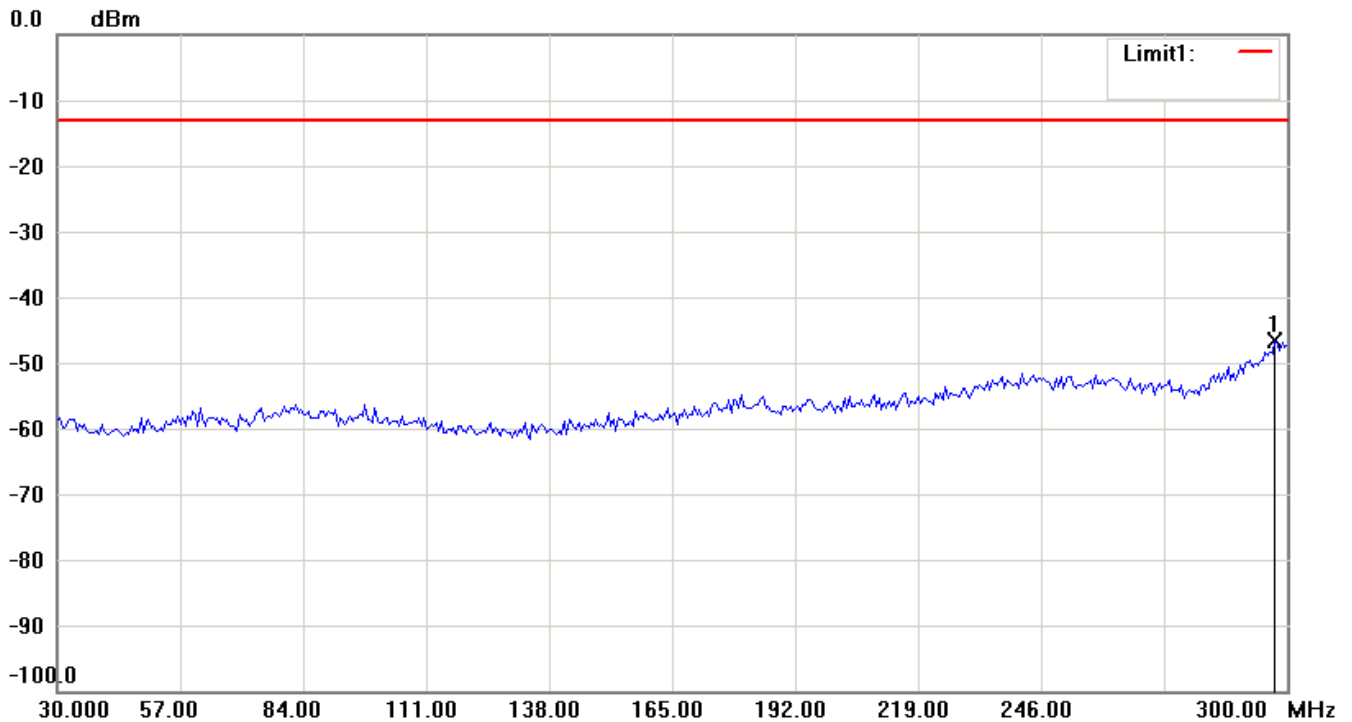
1. The attached measurement plots are preliminarily pre-scanned with peak detector for determining the final checking frequencies and are for reference only.
2. The some frequencies may exceed the limit line without the specified detectors, but that cannot present the results are failed to the specification of test standard.
3. For corrected test results are listed in the relevant table of radiated test data of this test report.



Registration number: W6M21102-11262-C-1-R

FCC ID: L9N-7880LC2

## Antenna Polarization V



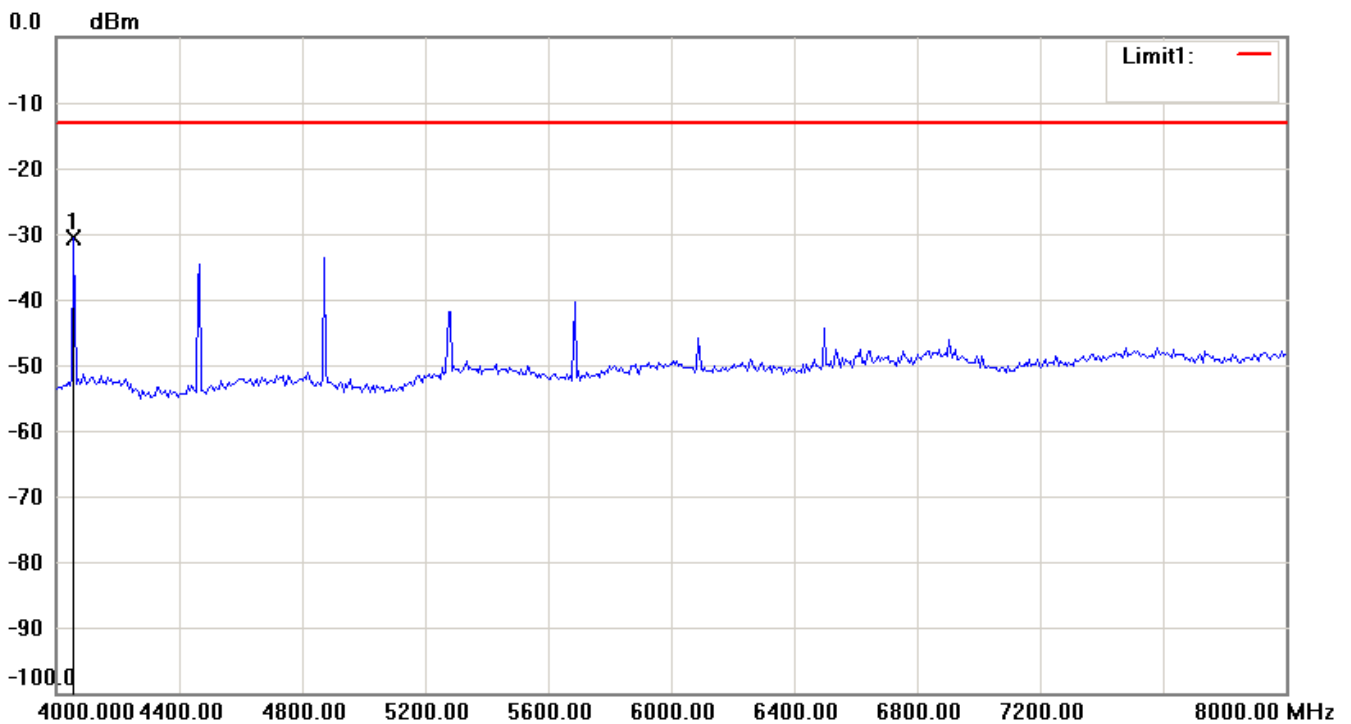
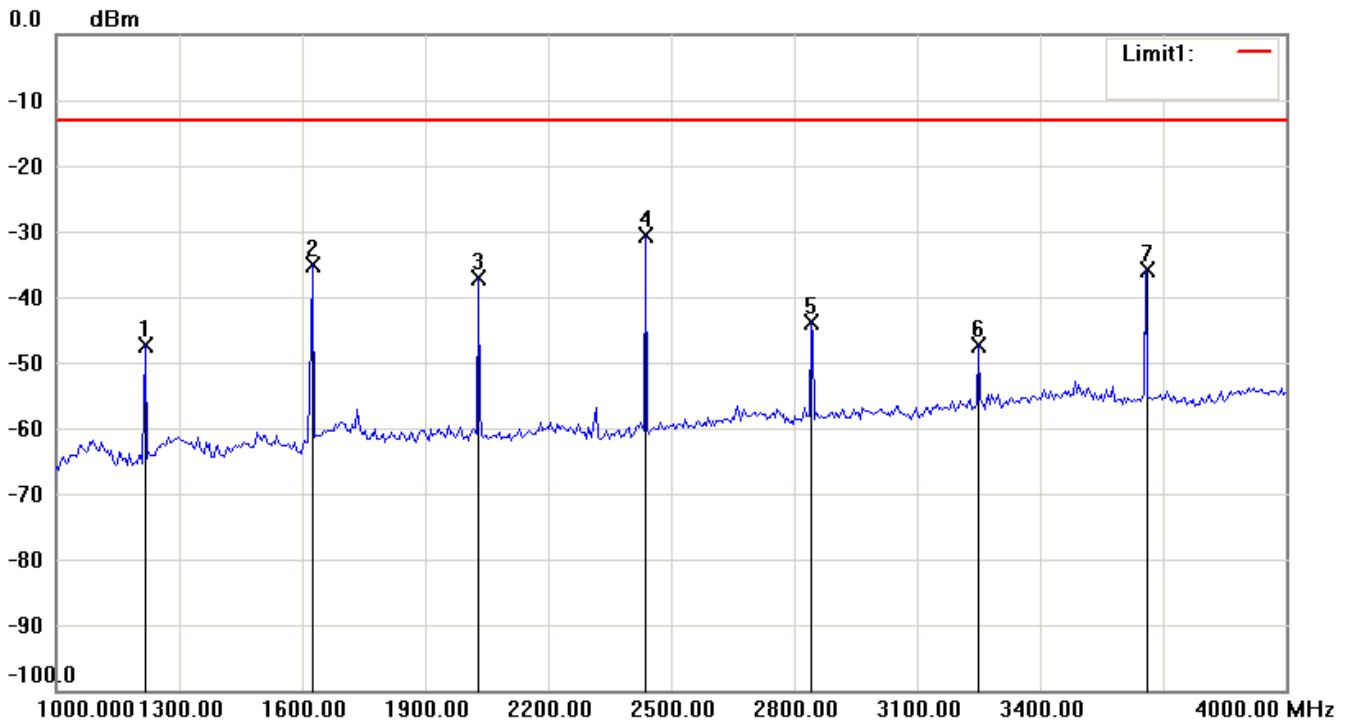
### Note:

1. The attached measurement plots are preliminarily pre-scanned with peak detector for determining the final checking frequencies and are for reference only.
2. The some frequencies may exceed the limit line without the specified detectors, but that cannot present the results are failed to the specification of test standard.
3. For corrected test results are listed in the relevant table of radiated test data of this test report.




Registration number: W6M21102-11262-C-1-R

FCC ID: L9N-7880LC2



**Note:**

1. The attached measurement plots are preliminarily pre-scanned with peak detector for determining the final checking frequencies and are for reference only.
2. The some frequencies may exceed the limit line without the specified detectors, but that cannot present the results are failed to the specification of test standard.
3. For corrected test results are listed in the relevant table of radiated test data of this test report.

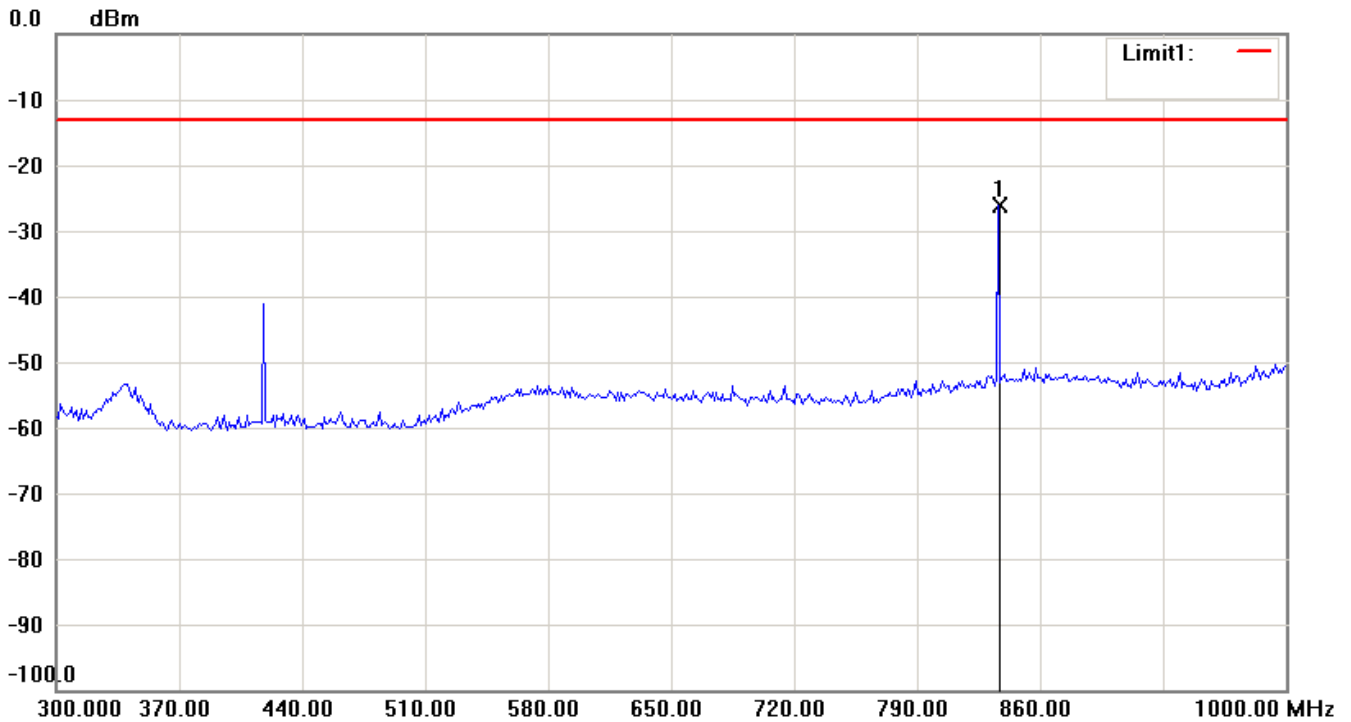
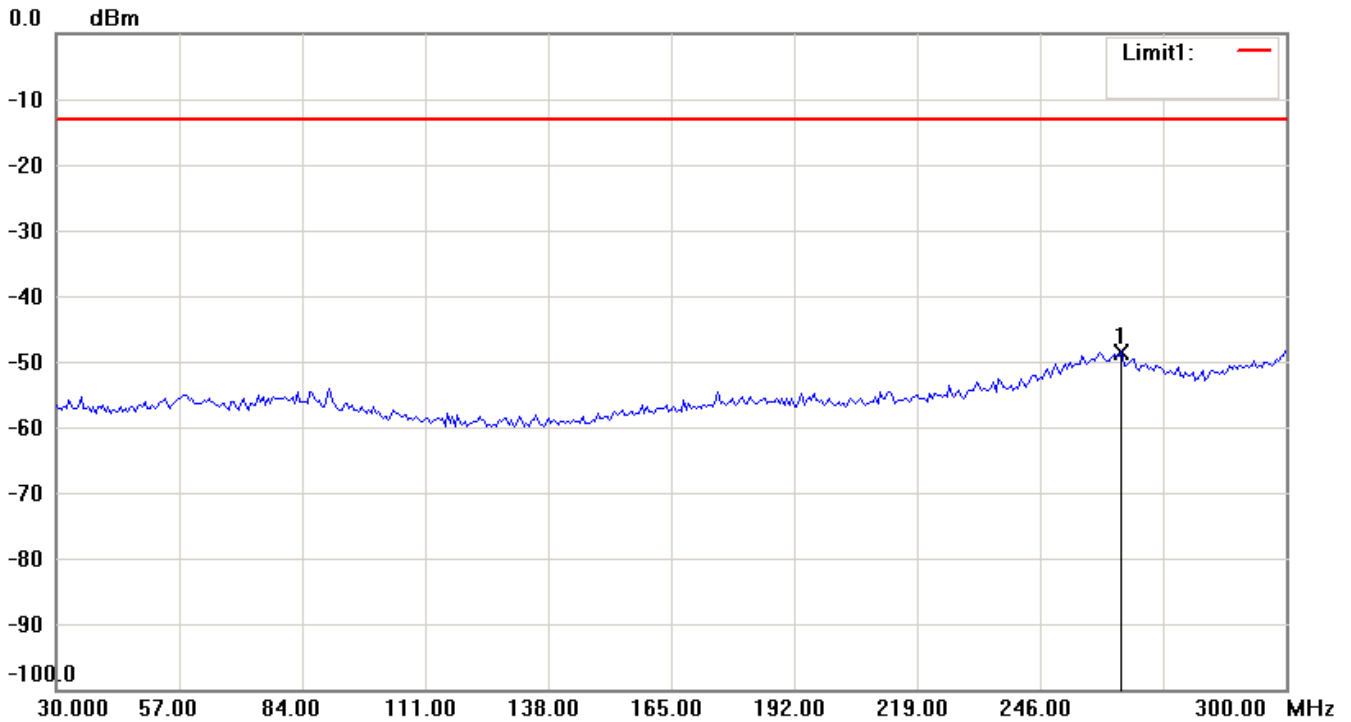


Registration number: W6M21102-11262-C-1-R

FCC ID: L9N-7880LC2

25 kHz-418 MHz

Antenna Polarization H



**Note:**

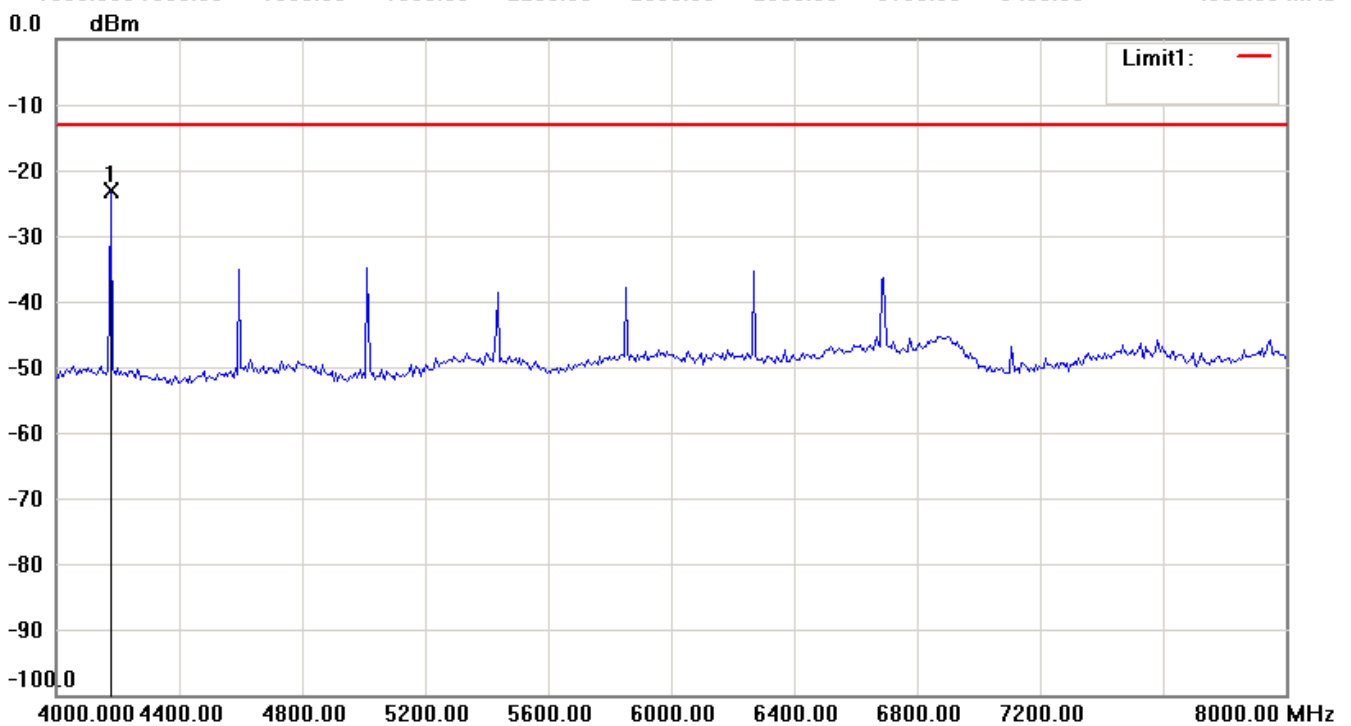
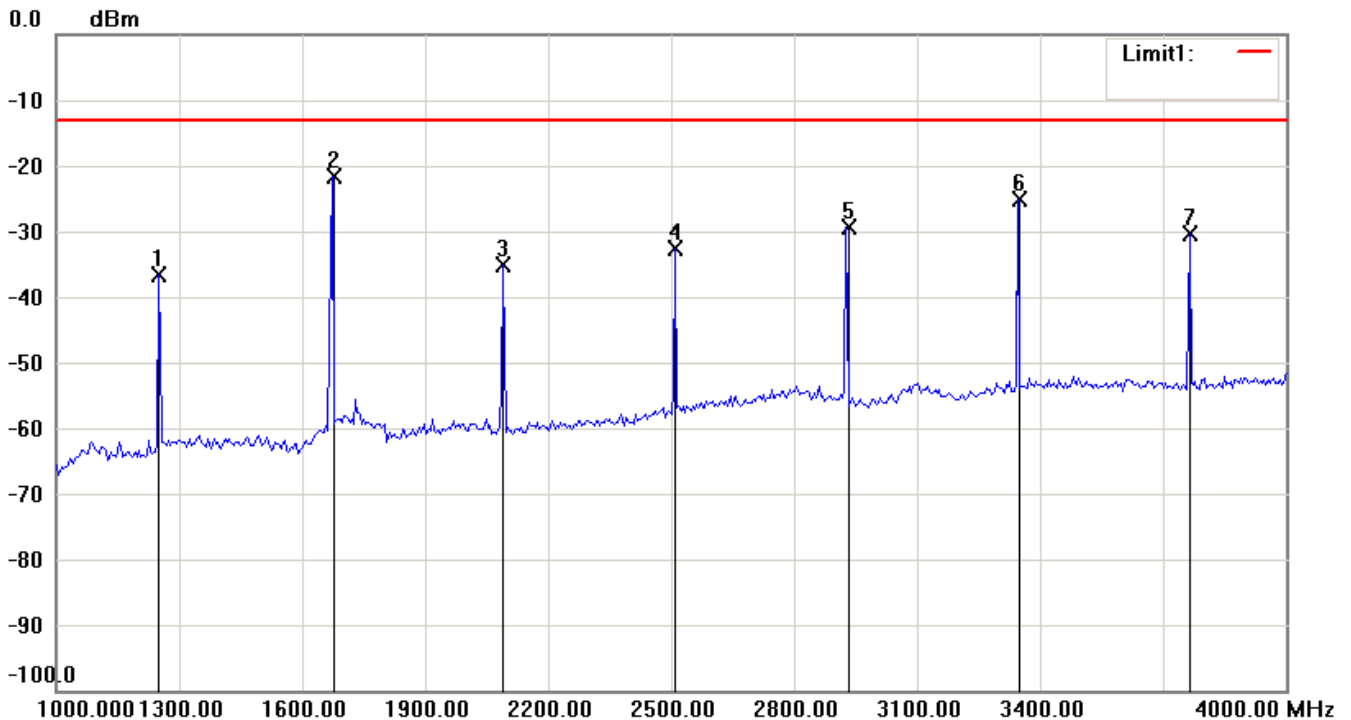
1. The attached measurement plots are preliminarily pre-scanned with peak detector for determining the final checking frequencies and are for reference only.
2. The some frequencies may exceed the limit line without the specified detectors, but that cannot present the results are failed to the specification of test standard.
3. For corrected test results are listed in the relevant table of radiated test data of this test report.



# Worldwide Testing Services(Taiwan) Co., Ltd.


Registration number: W6M21102-11262-C-1-R

FCC ID: L9N-7880LC2



**Note:**

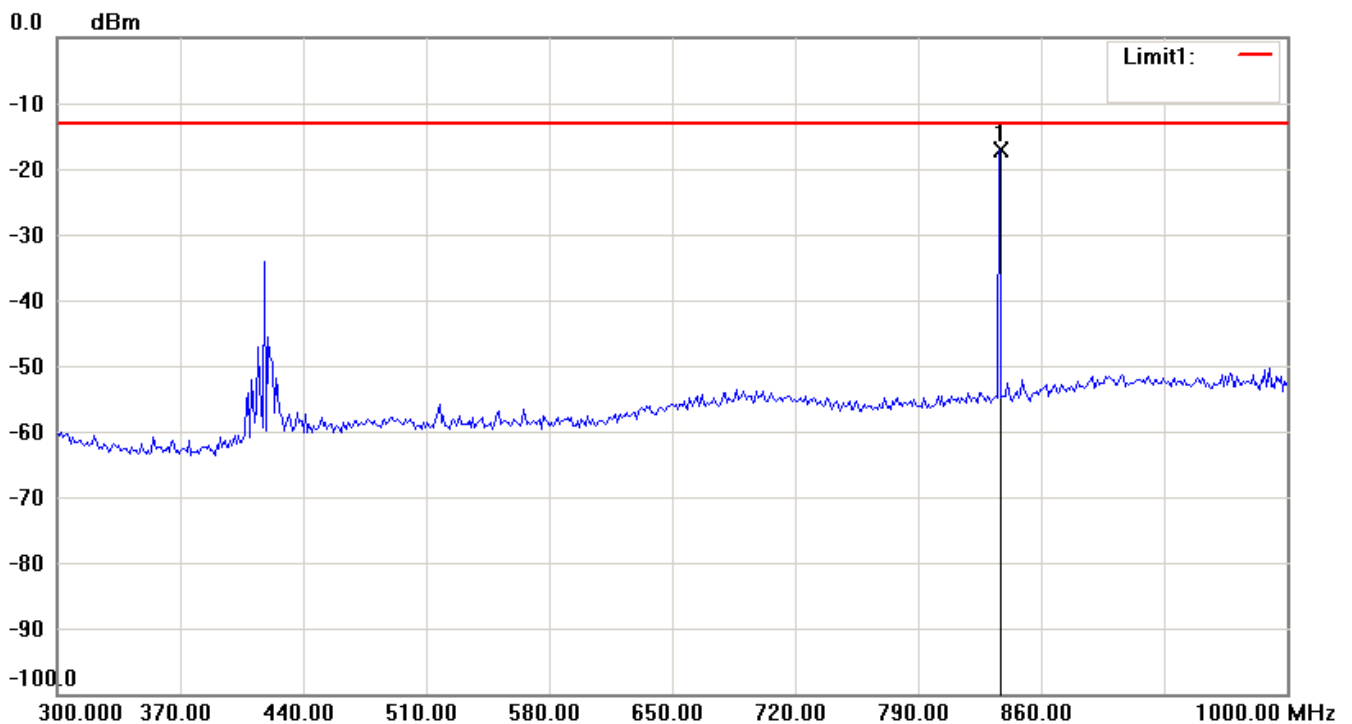
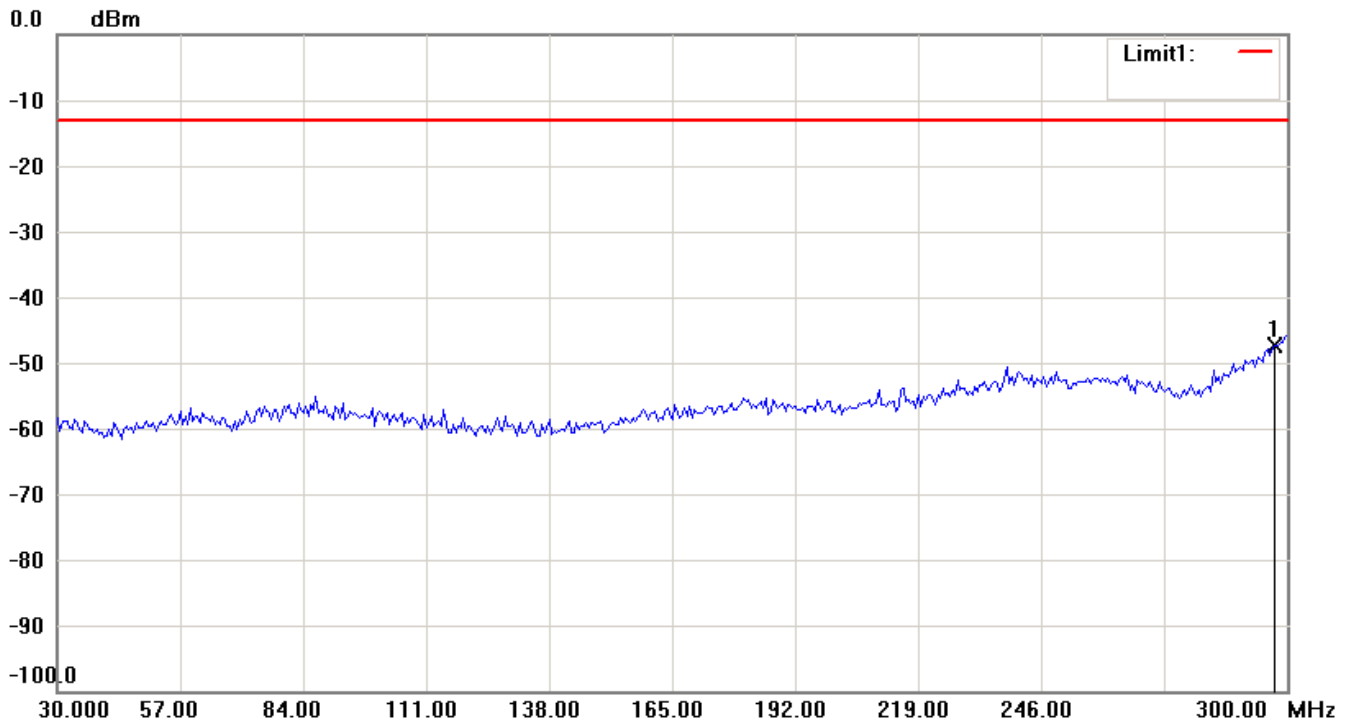
1. The attached measurement plots are preliminarily pre-scanned with peak detector for determining the final checking frequencies and are for reference only.
2. The some frequencies may exceed the limit line without the specified detectors, but that cannot present the results are failed to the specification of test standard.
3. For corrected test results are listed in the relevant table of radiated test data of this test report.



Registration number: W6M21102-11262-C-1-R

FCC ID: L9N-7880LC2

## Antenna Polarization V



### Note:

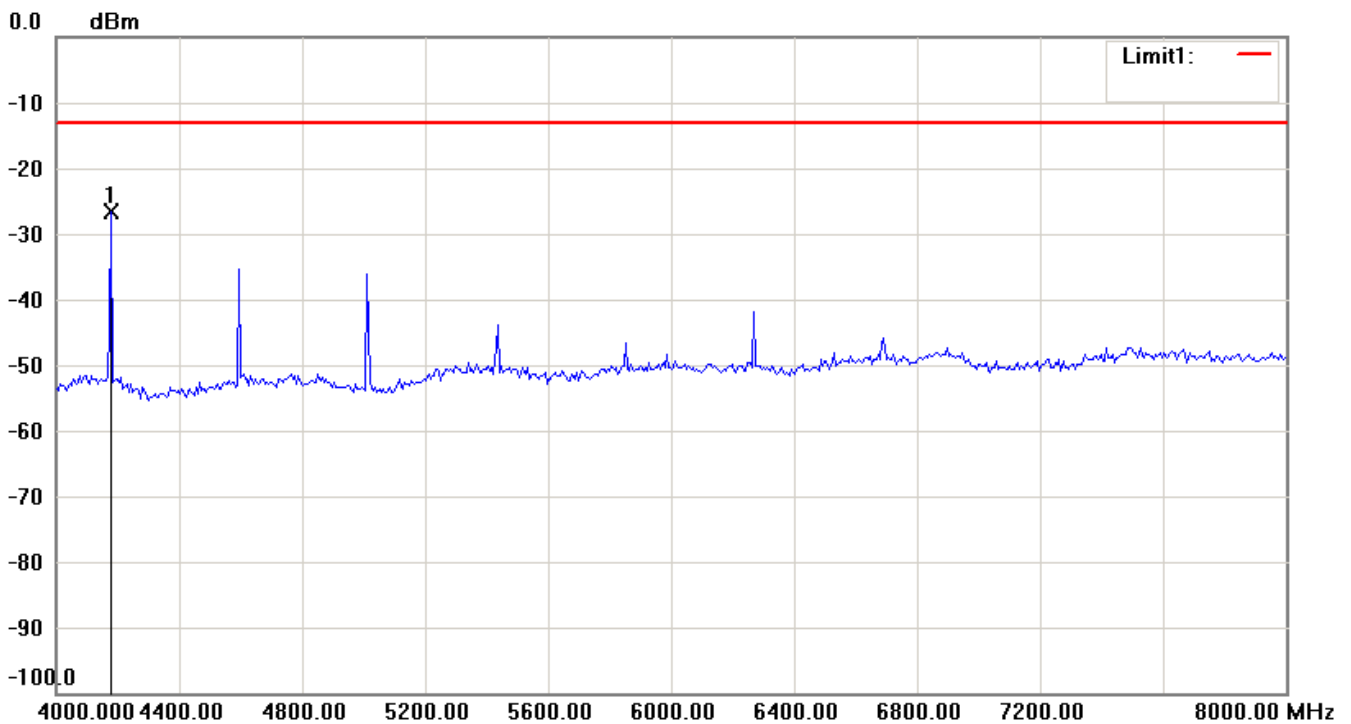
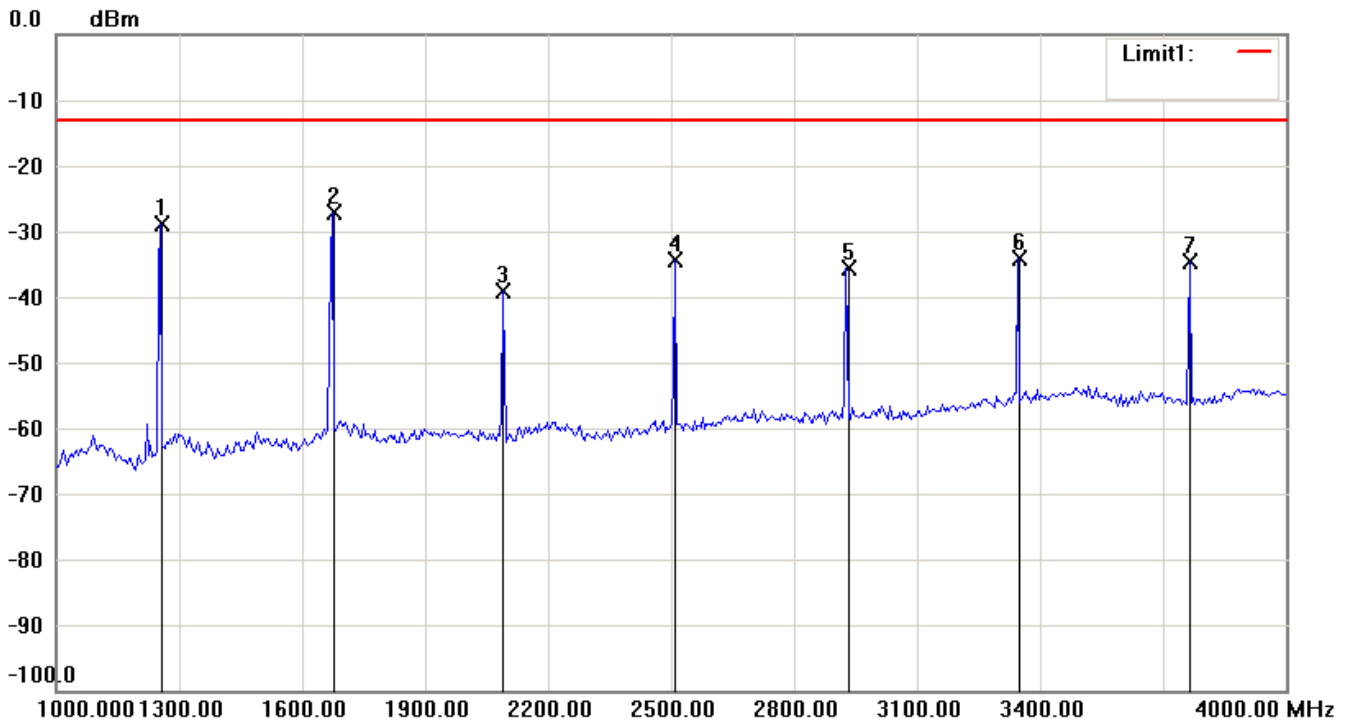
1. The attached measurement plots are preliminarily pre-scanned with peak detector for determining the final checking frequencies and are for reference only.
2. The some frequencies may exceed the limit line without the specified detectors, but that cannot present the results are failed to the specification of test standard.
3. For corrected test results are listed in the relevant table of radiated test data of this test report.





Registration number: W6M21102-11262-C-1-R

FCC ID: L9N-7880LC2



**Note:**

1. The attached measurement plots are preliminarily pre-scanned with peak detector for determining the final checking frequencies and are for reference only.
2. The some frequencies may exceed the limit line without the specified detectors, but that cannot present the results are failed to the specification of test standard.
3. For corrected test results are listed in the relevant table of radiated test data of this test report.

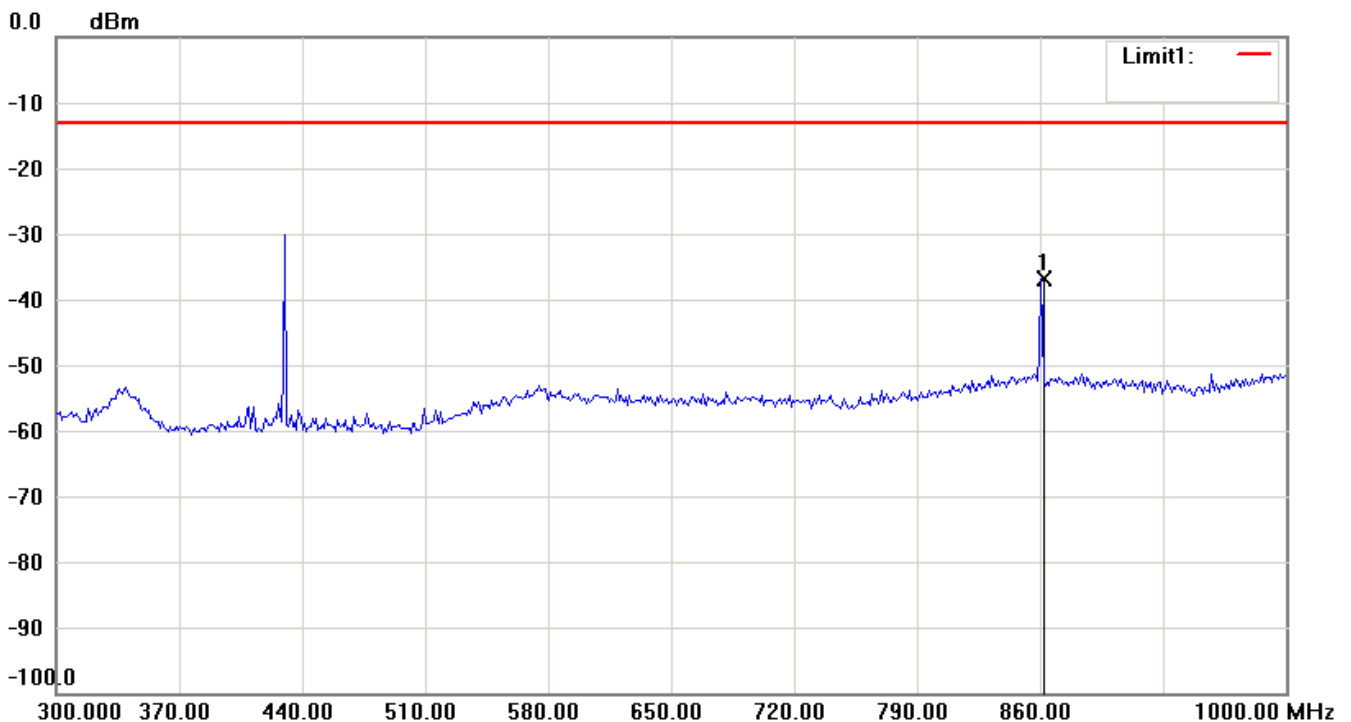
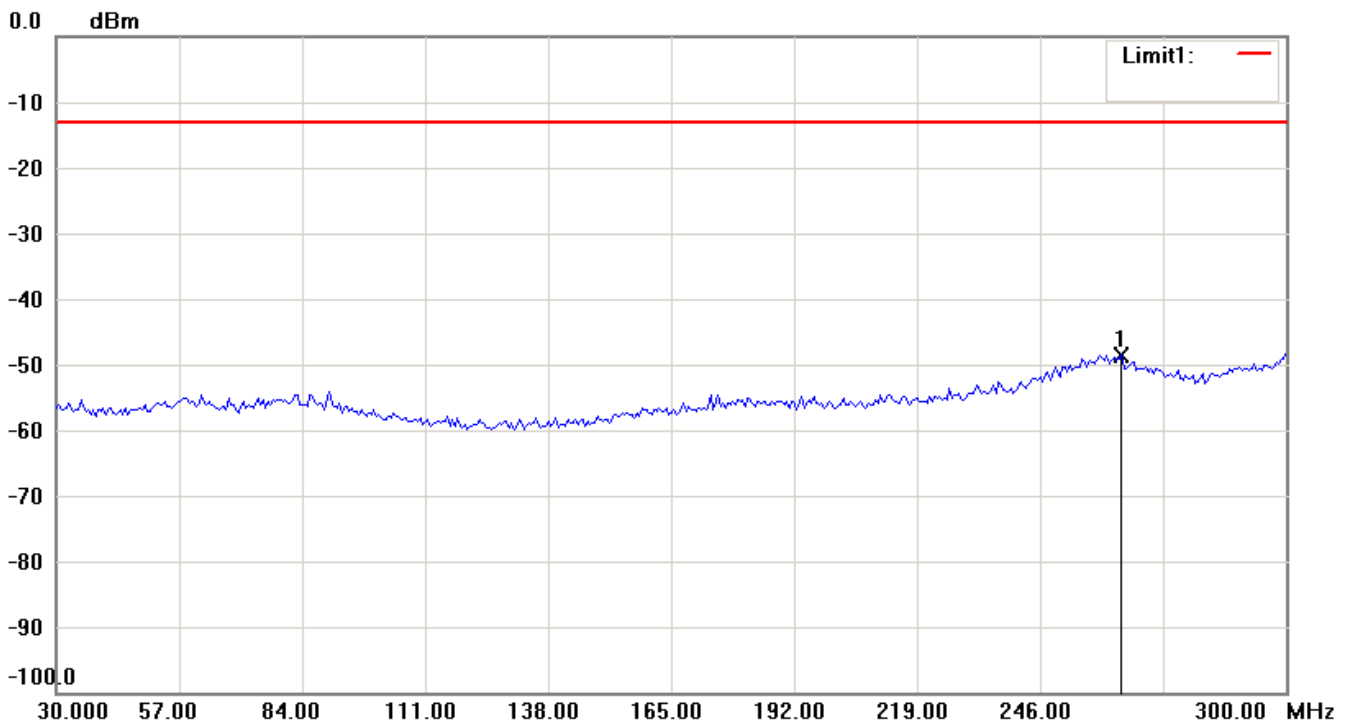


Registration number: W6M21102-11262-C-1-R

FCC ID: L9N-7880LC2

25 kHz-429.975 MHz

Antenna Polarization H



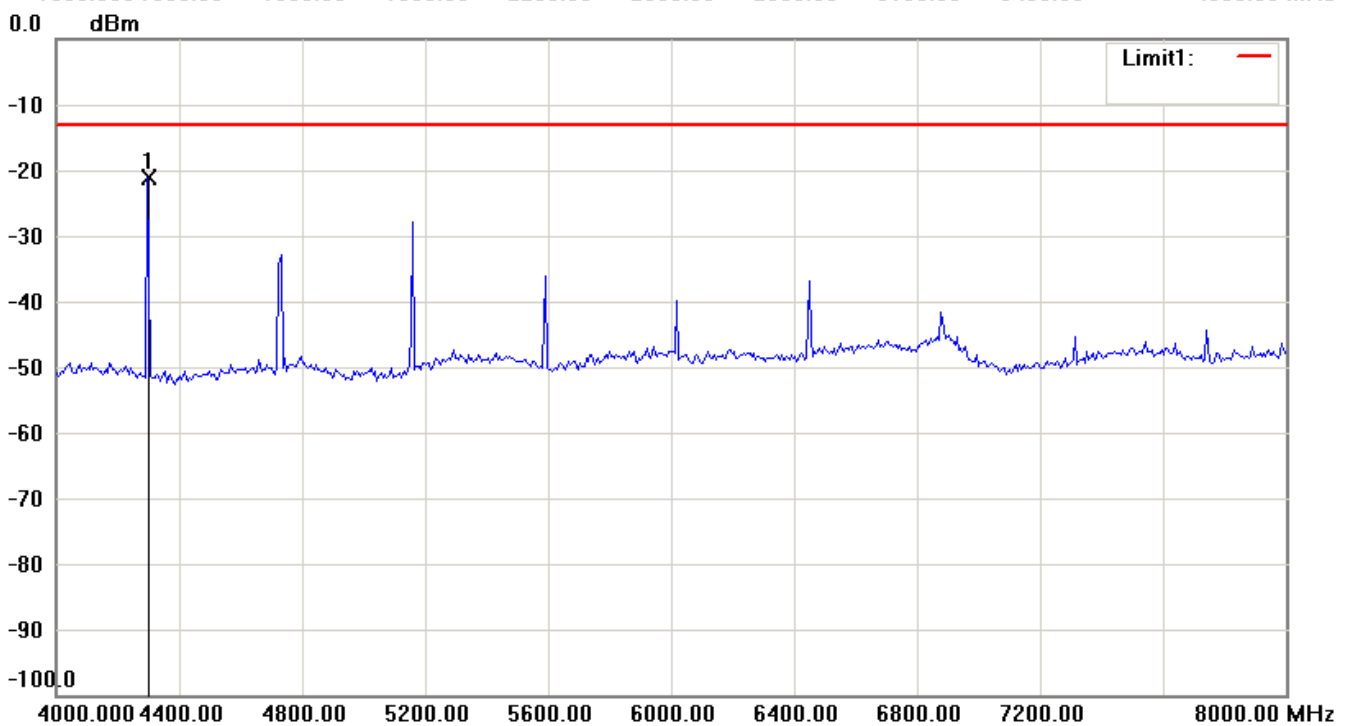
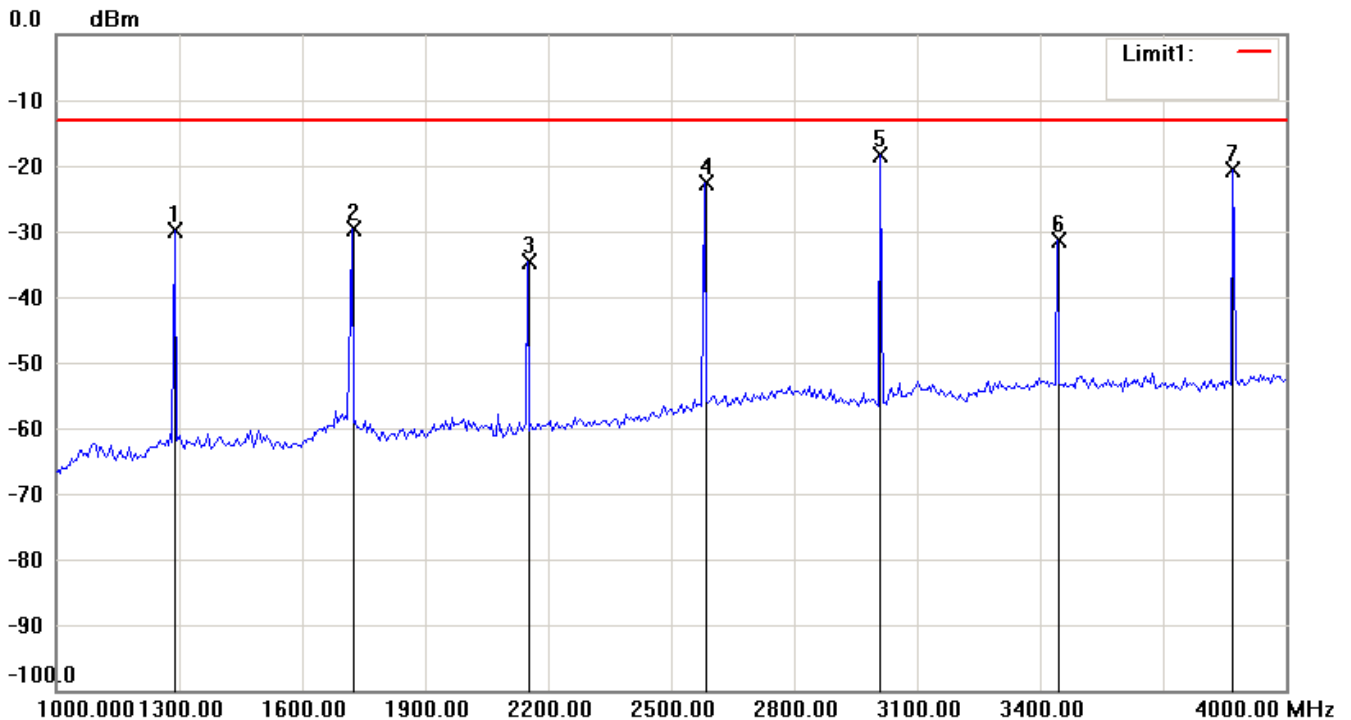
**Note:**

1. The attached measurement plots are preliminarily pre-scanned with peak detector for determining the final checking frequencies and are for reference only.
2. The some frequencies may exceed the limit line without the specified detectors, but that cannot present the results are failed to the specification of test standard.
3. For corrected test results are listed in the relevant table of radiated test data of this test report.




Registration number: W6M21102-11262-C-1-R

FCC ID: L9N-7880LC2



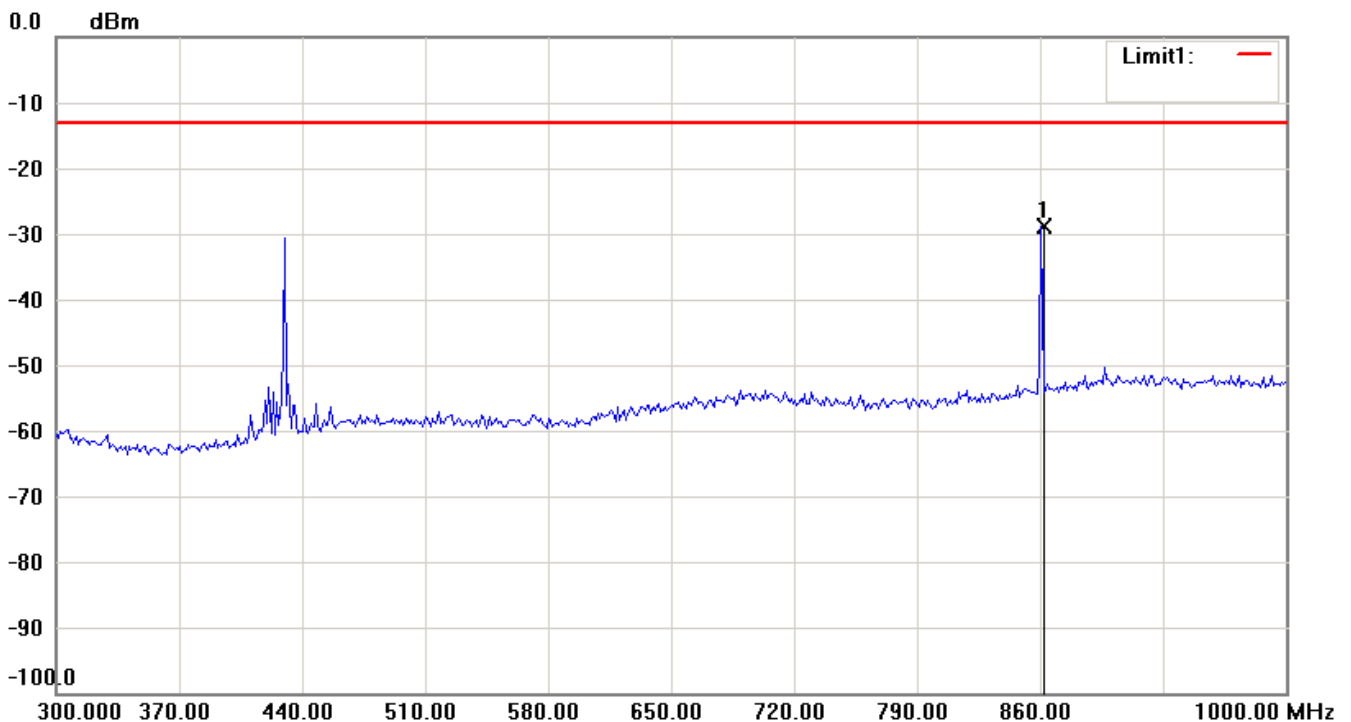
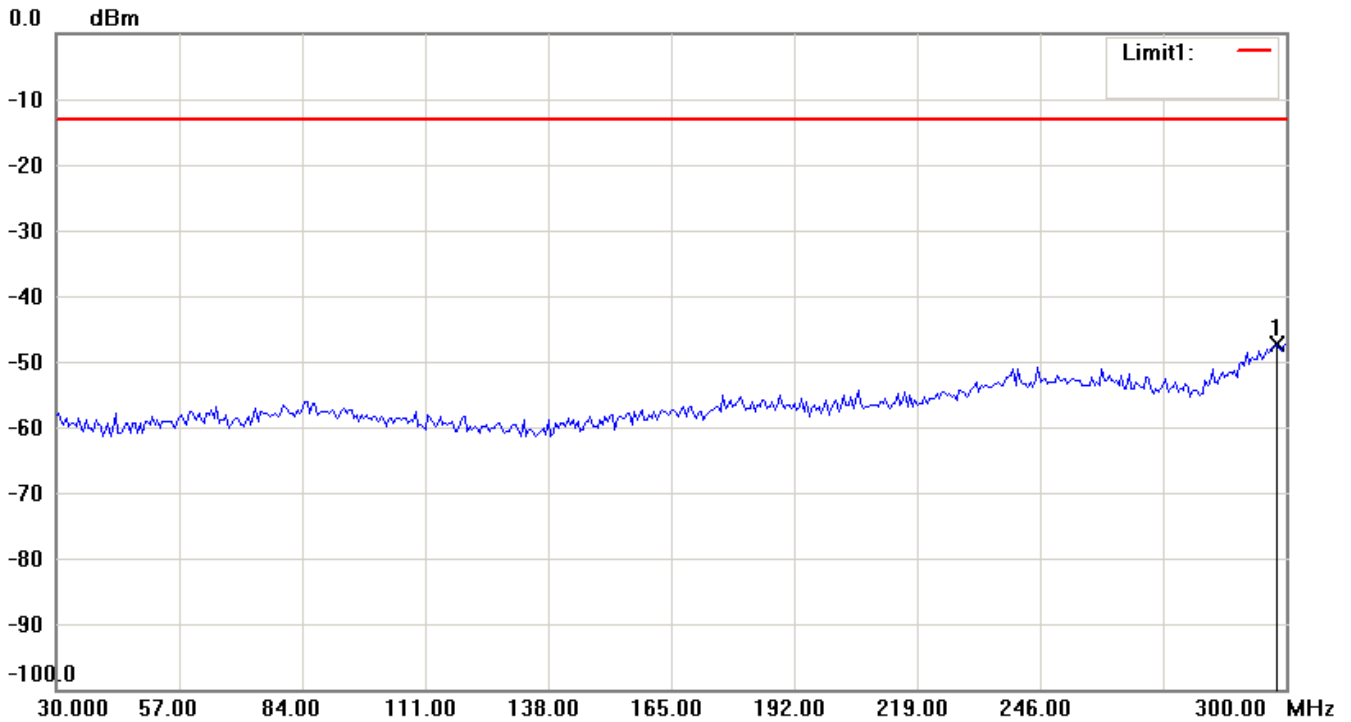
**Note:**

1. The attached measurement plots are preliminarily pre-scanned with peak detector for determining the final checking frequencies and are for reference only.
2. The some frequencies may exceed the limit line without the specified detectors, but that cannot present the results are failed to the specification of test standard.
3. For corrected test results are listed in the relevant table of radiated test data of this test report.



Registration number: W6M21102-11262-C-1-R  
FCC ID: L9N-7880LC2

## Antenna Polarization V



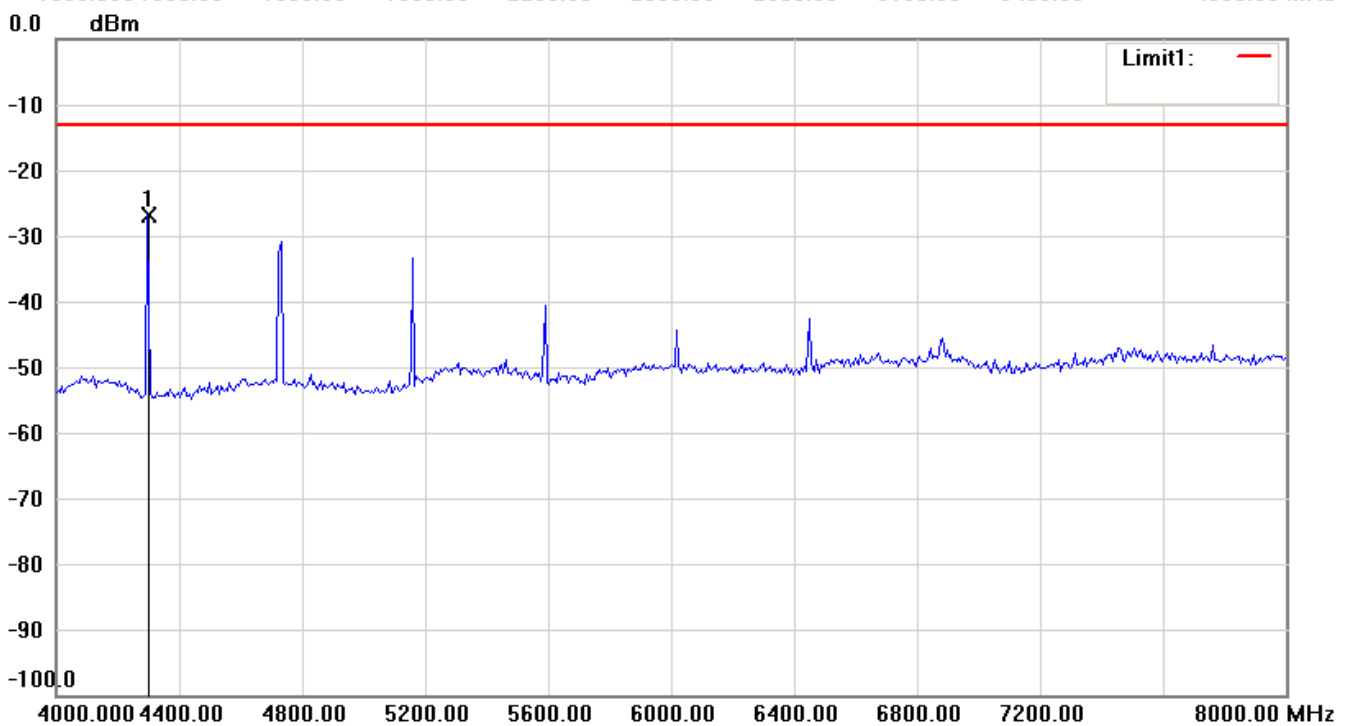
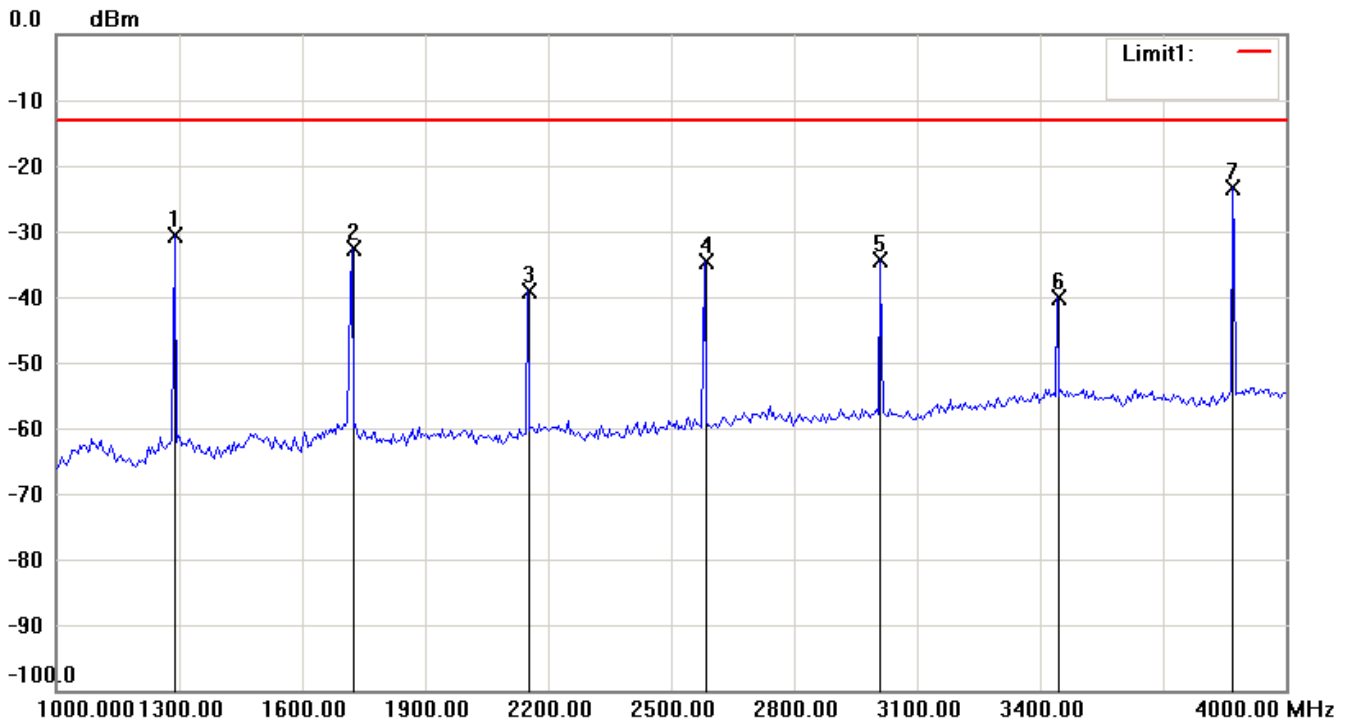
### Note:

1. The attached measurement plots are preliminarily pre-scanned with peak detector for determining the final checking frequencies and are for reference only.
2. The some frequencies may exceed the limit line without the specified detectors, but that cannot present the results are failed to the specification of test standard.
3. For corrected test results are listed in the relevant table of radiated test data of this test report.



Registration number: W6M21102-11262-C-1-R

FCC ID: L9N-7880LC2



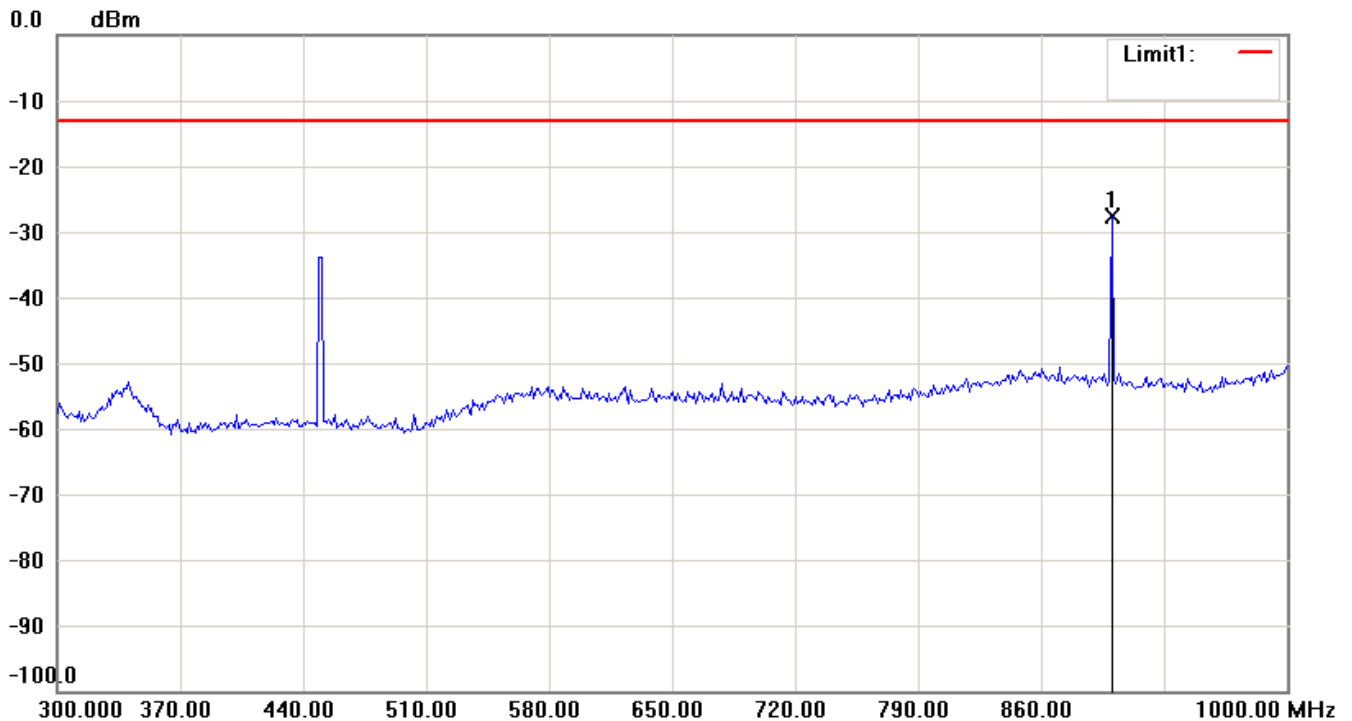
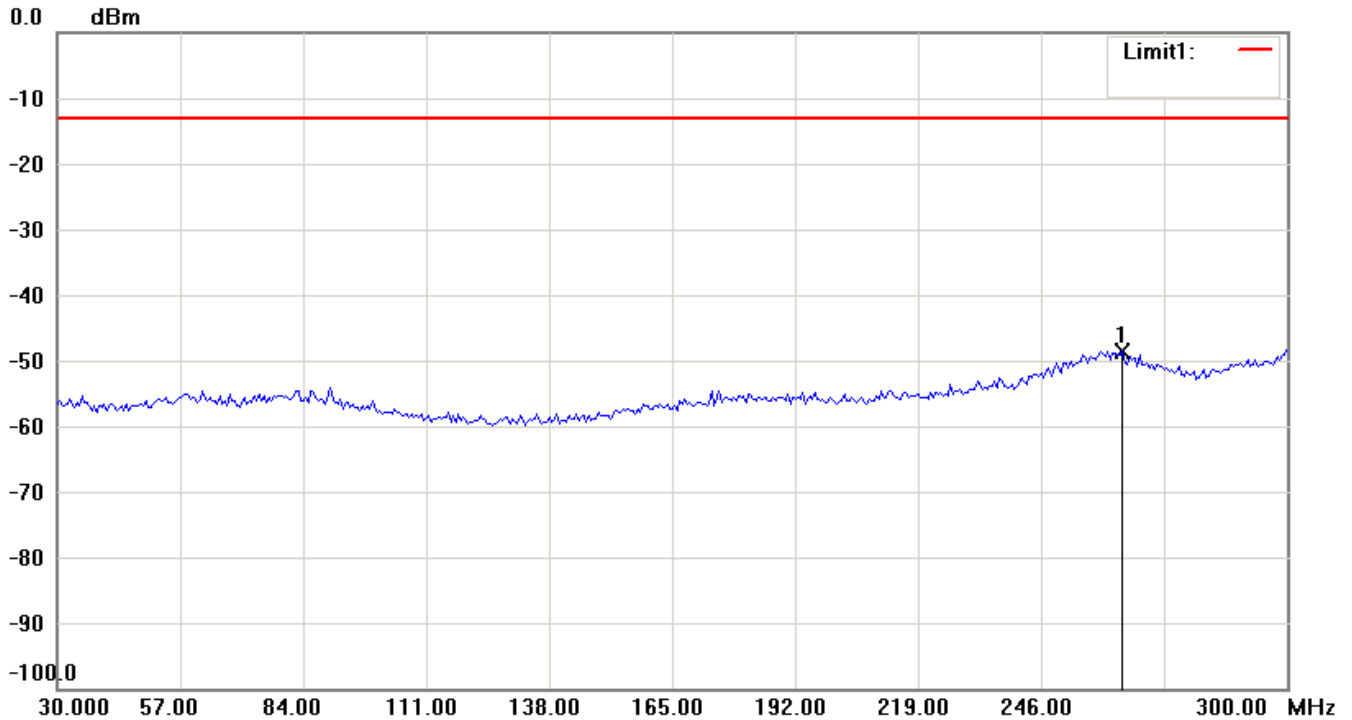
**Note:**

1. The attached measurement plots are preliminarily pre-scanned with peak detector for determining the final checking frequencies and are for reference only.
2. The some frequencies may exceed the limit line without the specified detectors, but that cannot present the results are failed to the specification of test standard.
3. For corrected test results are listed in the relevant table of radiated test data of this test report.



Registration number: W6M21102-11262-C-1-R  
FCC ID: L9N-7880LC2

25 kHz-450.025MHz  
Antenna Polarization H



**Note:**

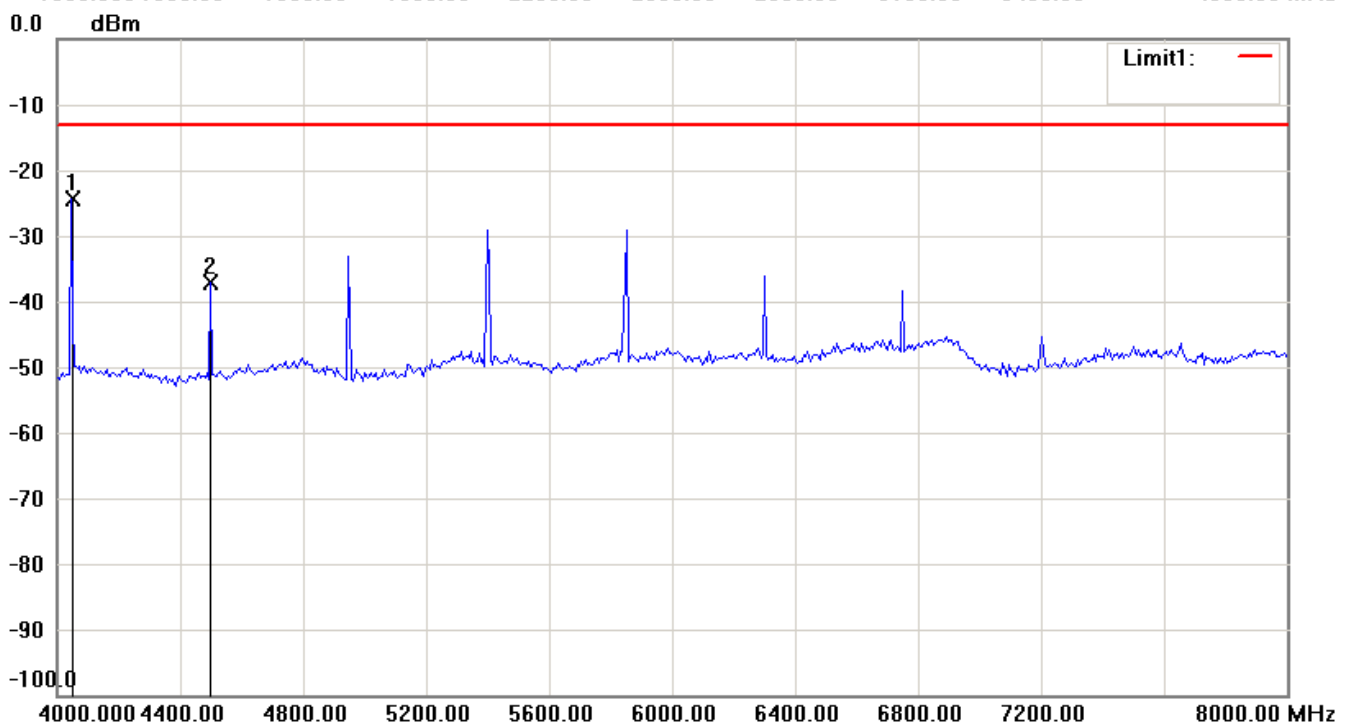
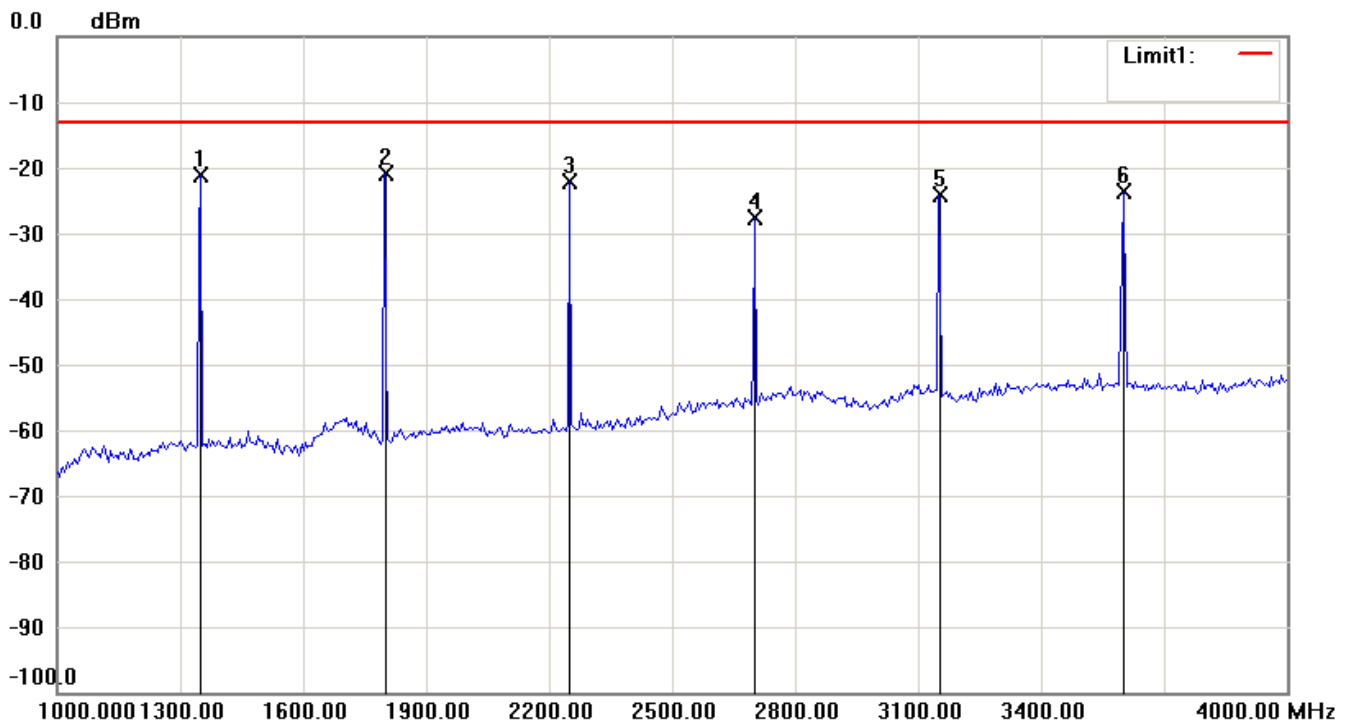
1. The attached measurement plots are preliminarily pre-scanned with peak detector for determining the final checking frequencies and are for reference only.
2. The some frequencies may exceed the limit line without the specified detectors, but that cannot present the results are failed to the specification of test standard.
3. For corrected test results are listed in the relevant table of radiated test data of this test report.



# Worldwide Testing Services(Taiwan) Co., Ltd.


Registration number: W6M21102-11262-C-1-R

FCC ID: L9N-7880LC2



**Note:**

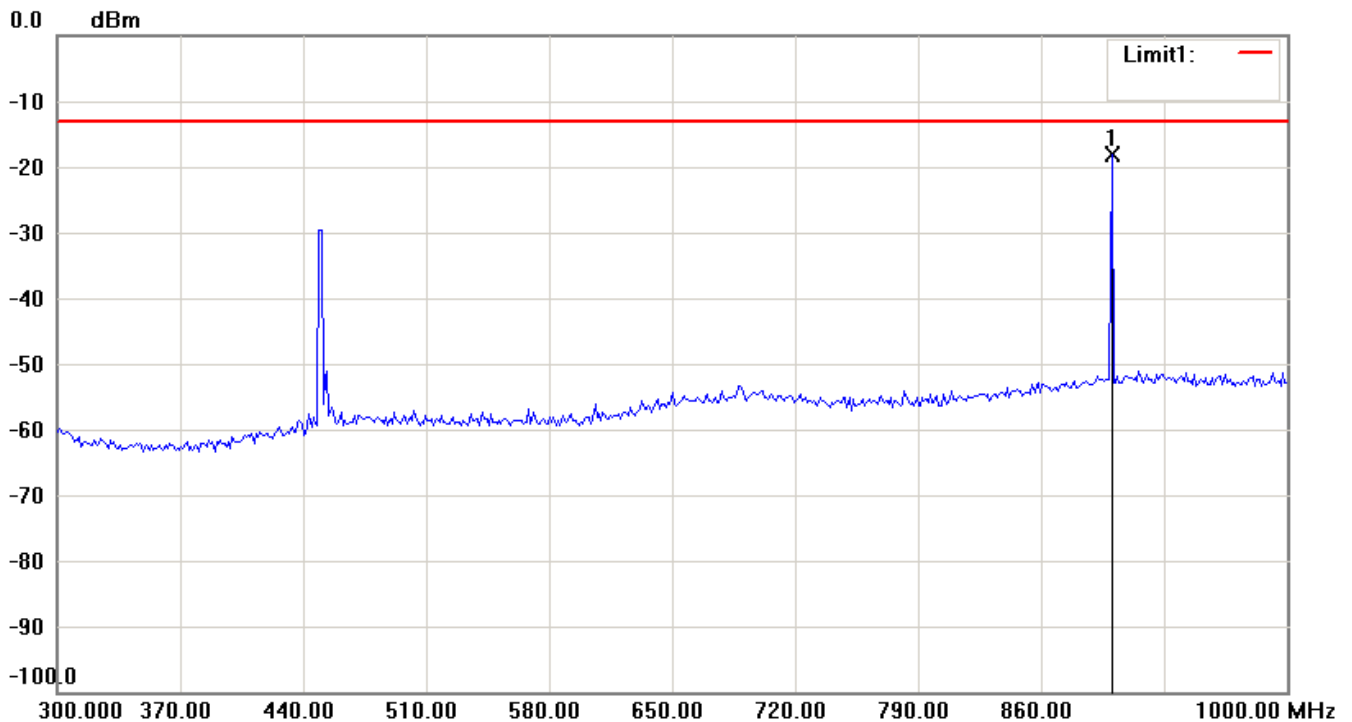
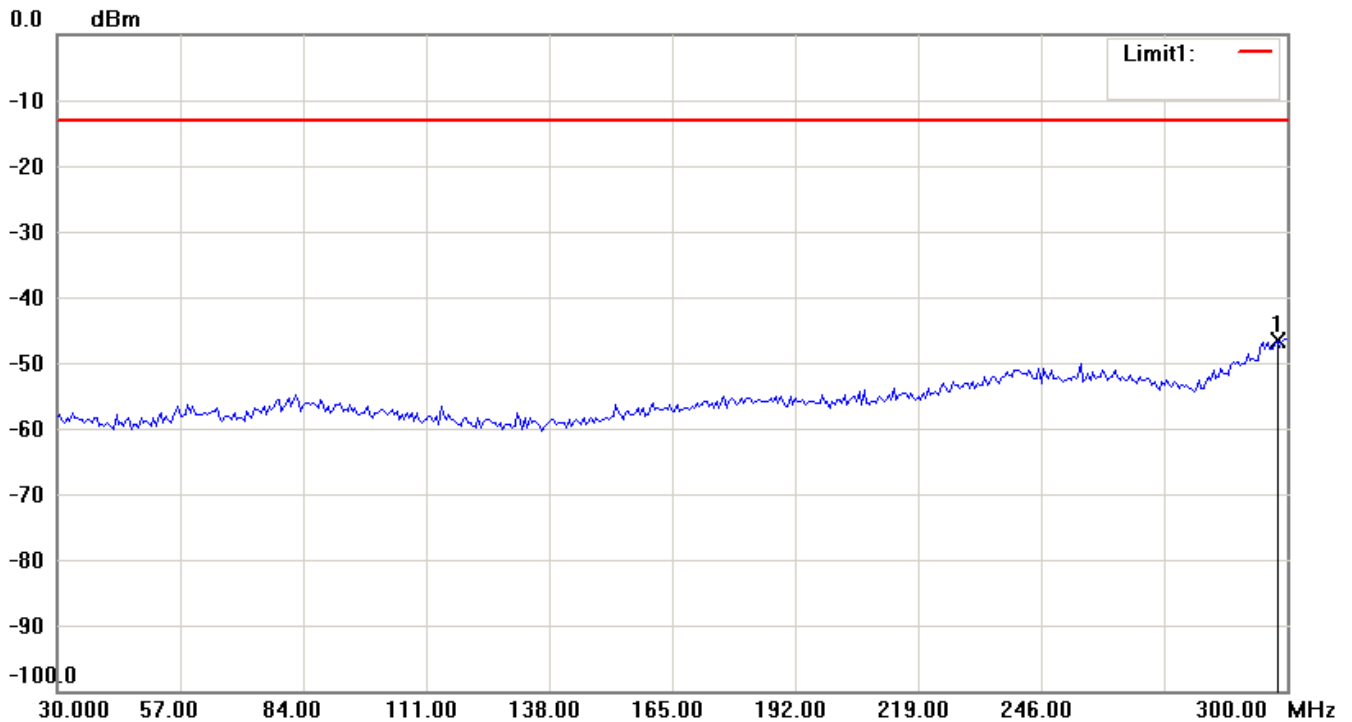
1. The attached measurement plots are preliminarily pre-scanned with peak detector for determining the final checking frequencies and are for reference only.
2. The some frequencies may exceed the limit line without the specified detectors, but that cannot present the results are failed to the specification of test standard.
3. For corrected test results are listed in the relevant table of radiated test data of this test report.



Registration number: W6M21102-11262-C-1-R

FCC ID: L9N-7880LC2

## Antenna Polarization V



### Note:

1. The attached measurement plots are preliminarily pre-scanned with peak detector for determining the final checking frequencies and are for reference only.
2. The some frequencies may exceed the limit line without the specified detectors, but that cannot present the results are failed to the specification of test standard.
3. For corrected test results are listed in the relevant table of radiated test data of this test report.

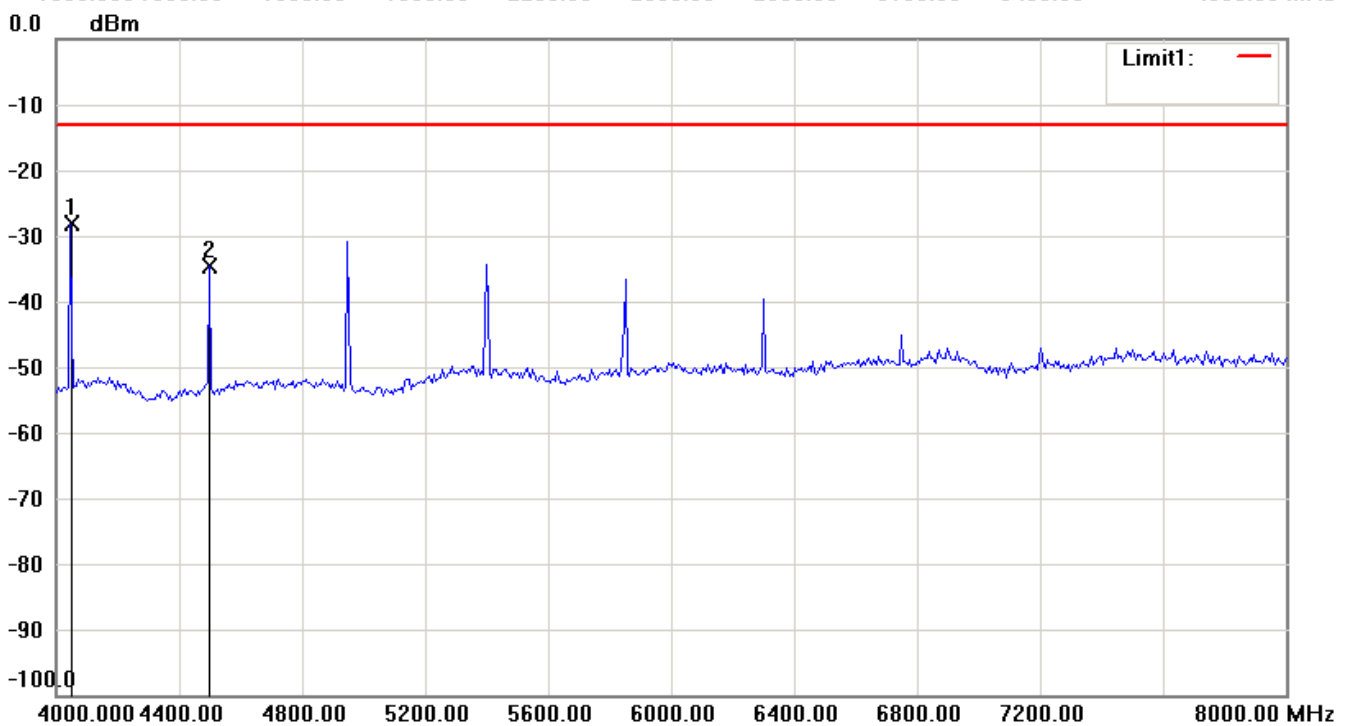
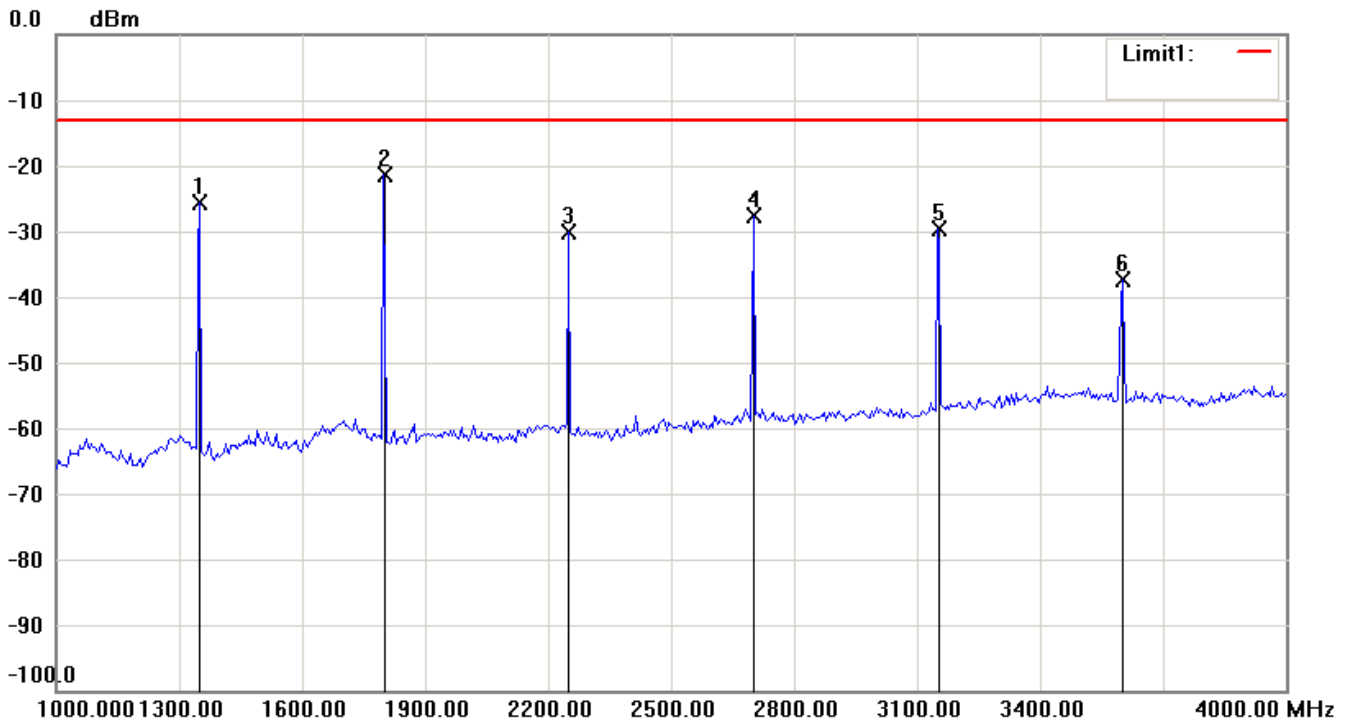




# Worldwide Testing Services(Taiwan) Co., Ltd.


Registration number: W6M21102-11262-C-1-R

FCC ID: L9N-7880LC2



**Note:**

1. The attached measurement plots are preliminarily pre-scanned with peak detector for determining the final checking frequencies and are for reference only.
2. The some frequencies may exceed the limit line without the specified detectors, but that cannot present the results are failed to the specification of test standard.
3. For corrected test results are listed in the relevant table of radiated test data of this test report.

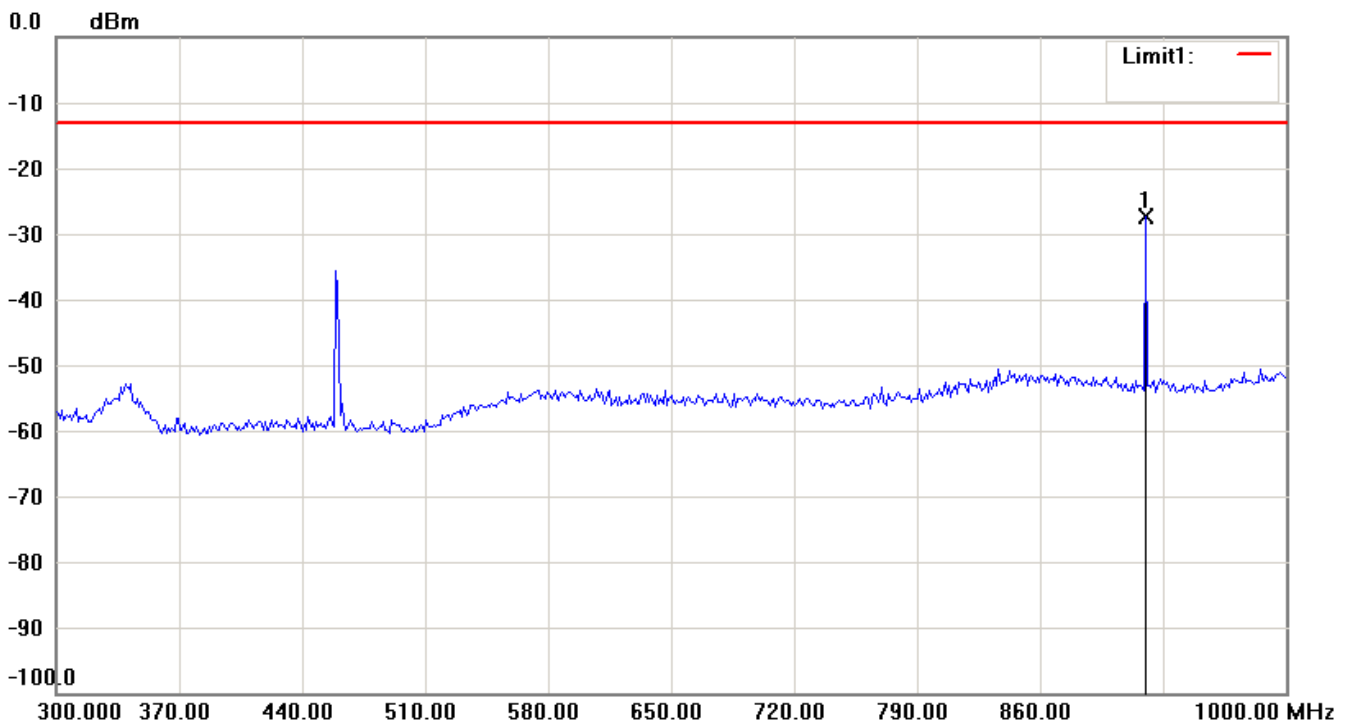
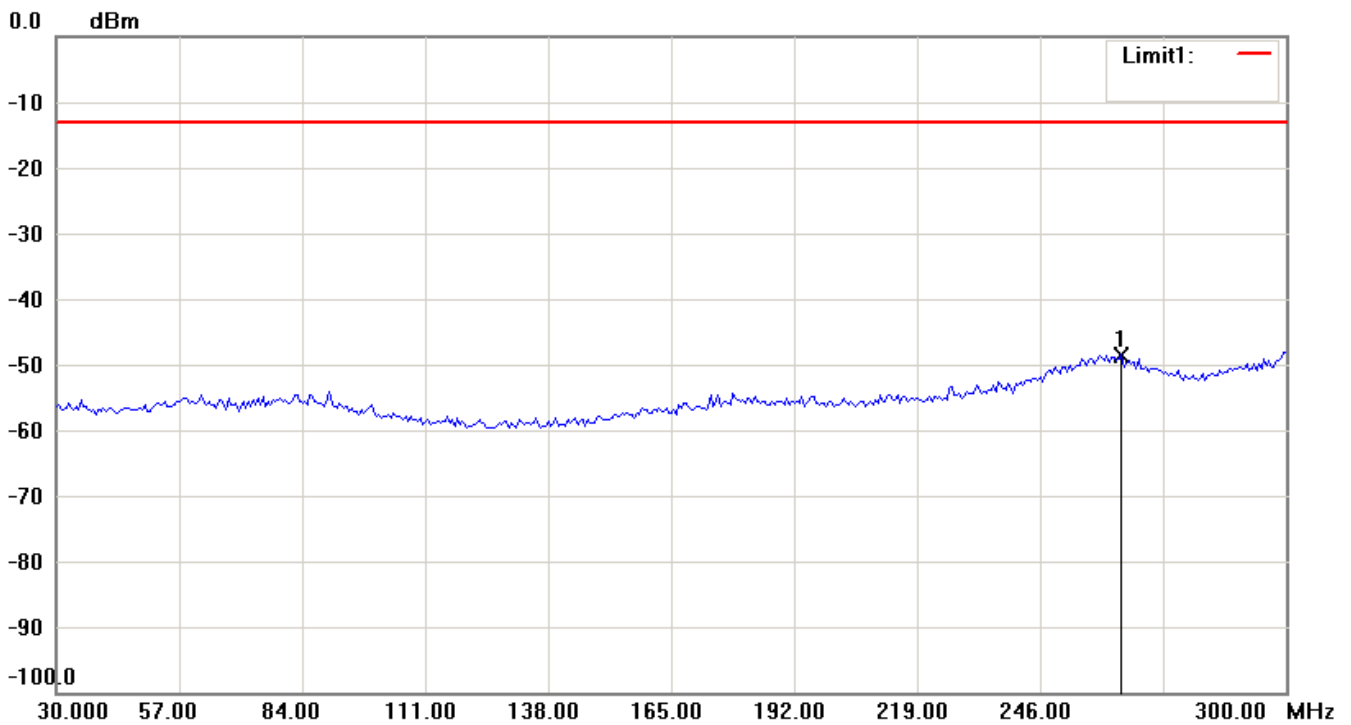


Registration number: W6M21102-11262-C-1-R

FCC ID: L9N-7880LC2

25 kHz-460 MHz

Antenna Polarization H



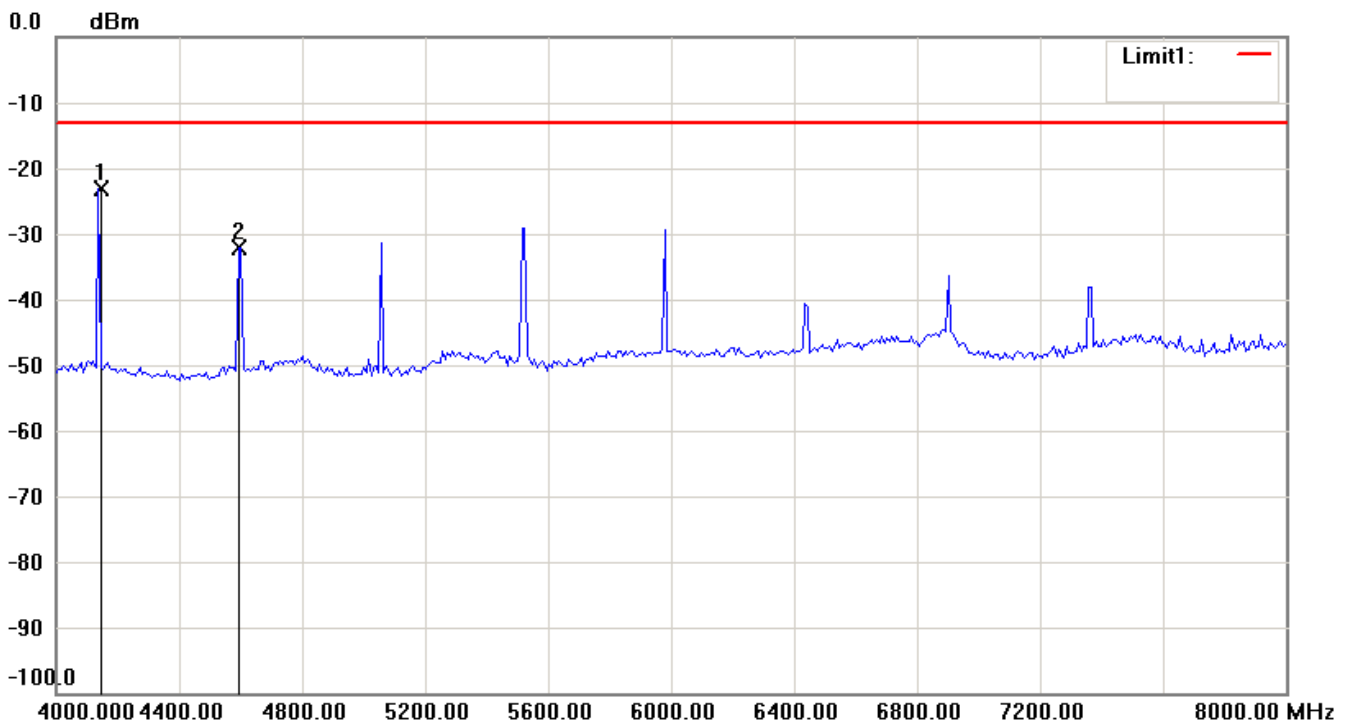
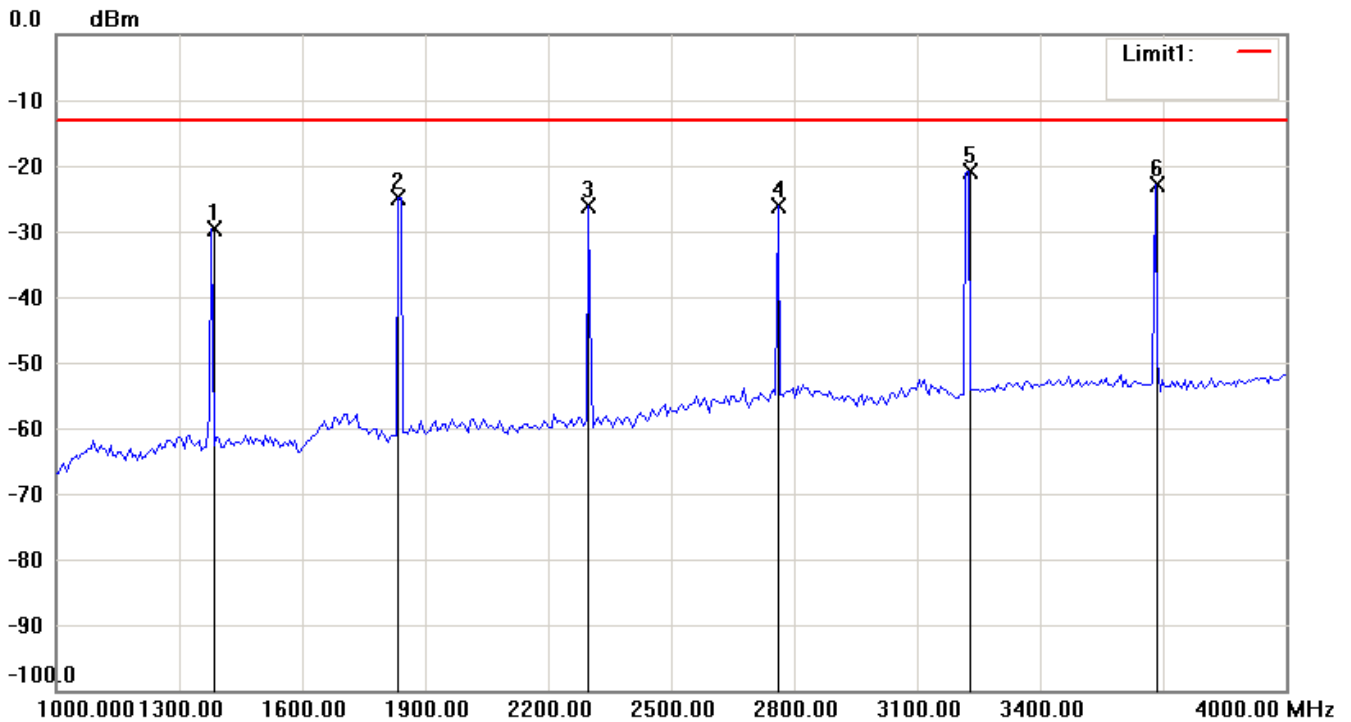
**Note:**

1. The attached measurement plots are preliminarily pre-scanned with peak detector for determining the final checking frequencies and are for reference only.
2. The some frequencies may exceed the limit line without the specified detectors, but that cannot present the results are failed to the specification of test standard.
3. For corrected test results are listed in the relevant table of radiated test data of this test report.



Registration number: W6M21102-11262-C-1-R

FCC ID: L9N-7880LC2



**Note:**

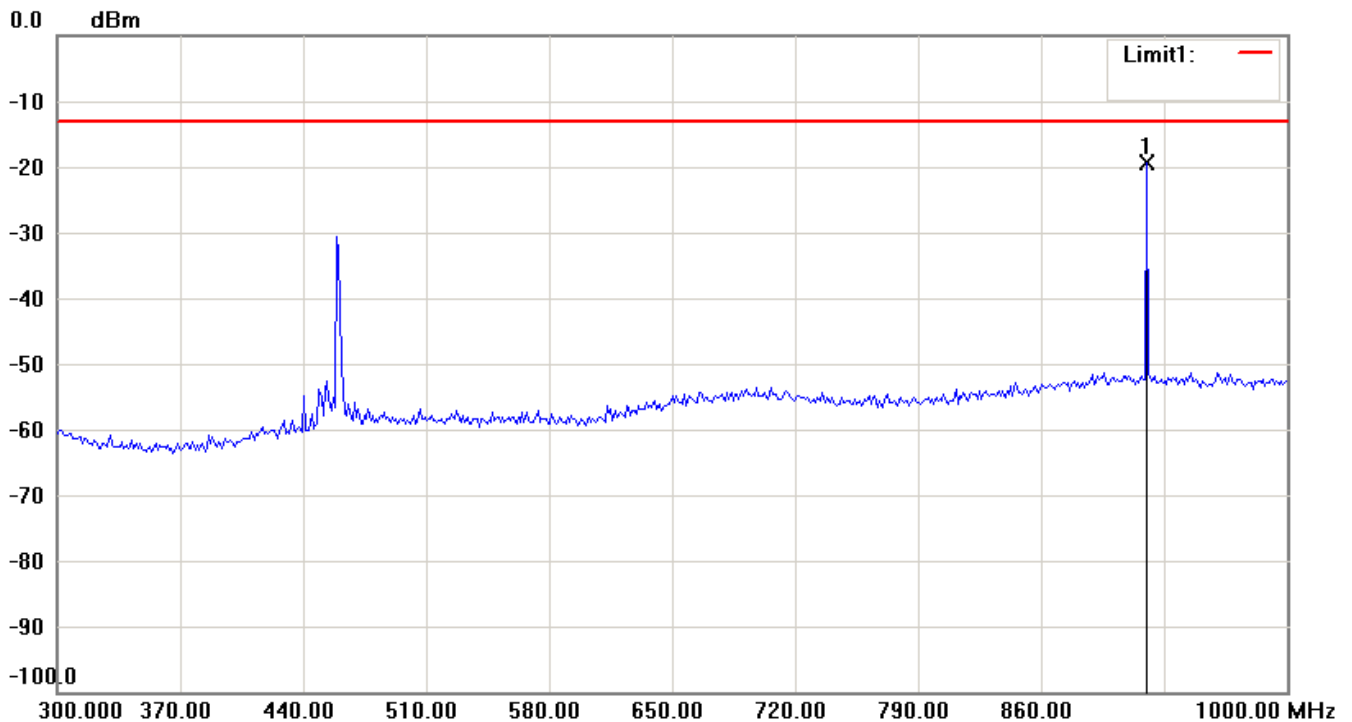
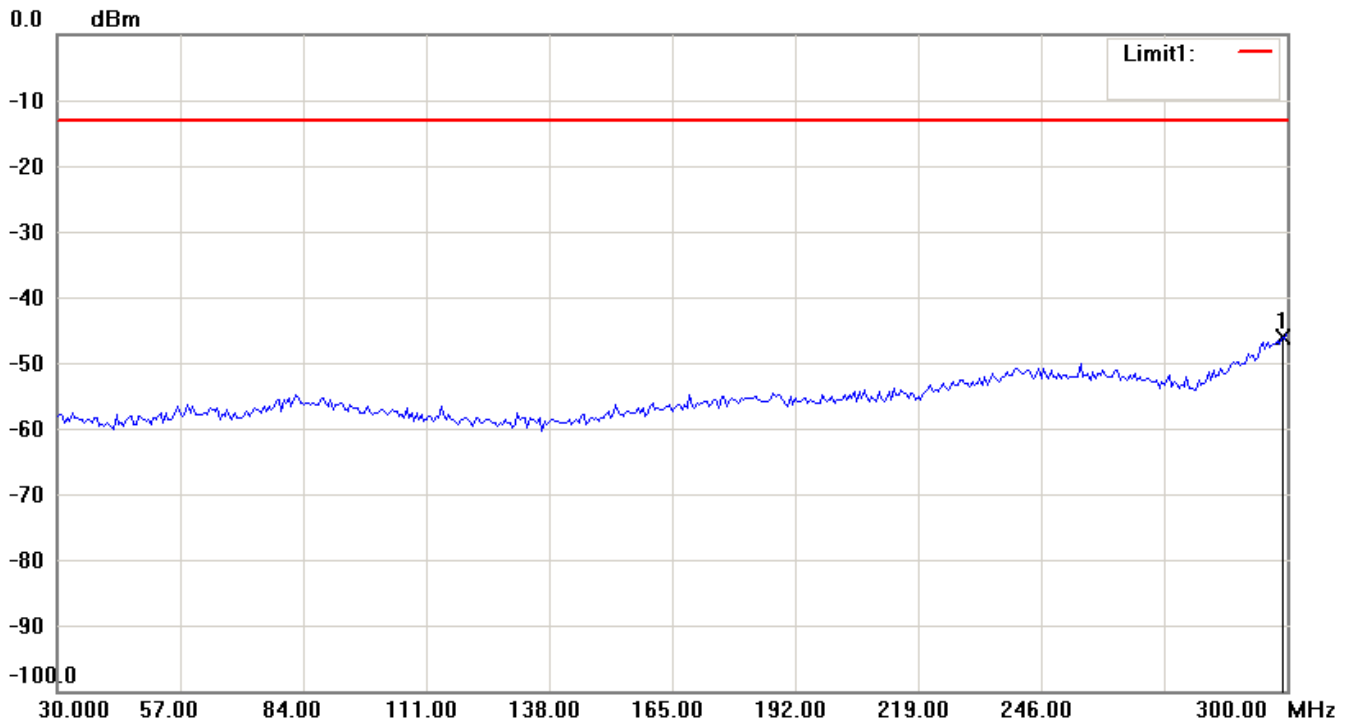
1. The attached measurement plots are preliminarily pre-scanned with peak detector for determining the final checking frequencies and are for reference only.
2. The some frequencies may exceed the limit line without the specified detectors, but that cannot present the results are failed to the specification of test standard.
3. For corrected test results are listed in the relevant table of radiated test data of this test report.



Registration number: W6M21102-11262-C-1-R

FCC ID: L9N-7880LC2

## Antenna Polarization V



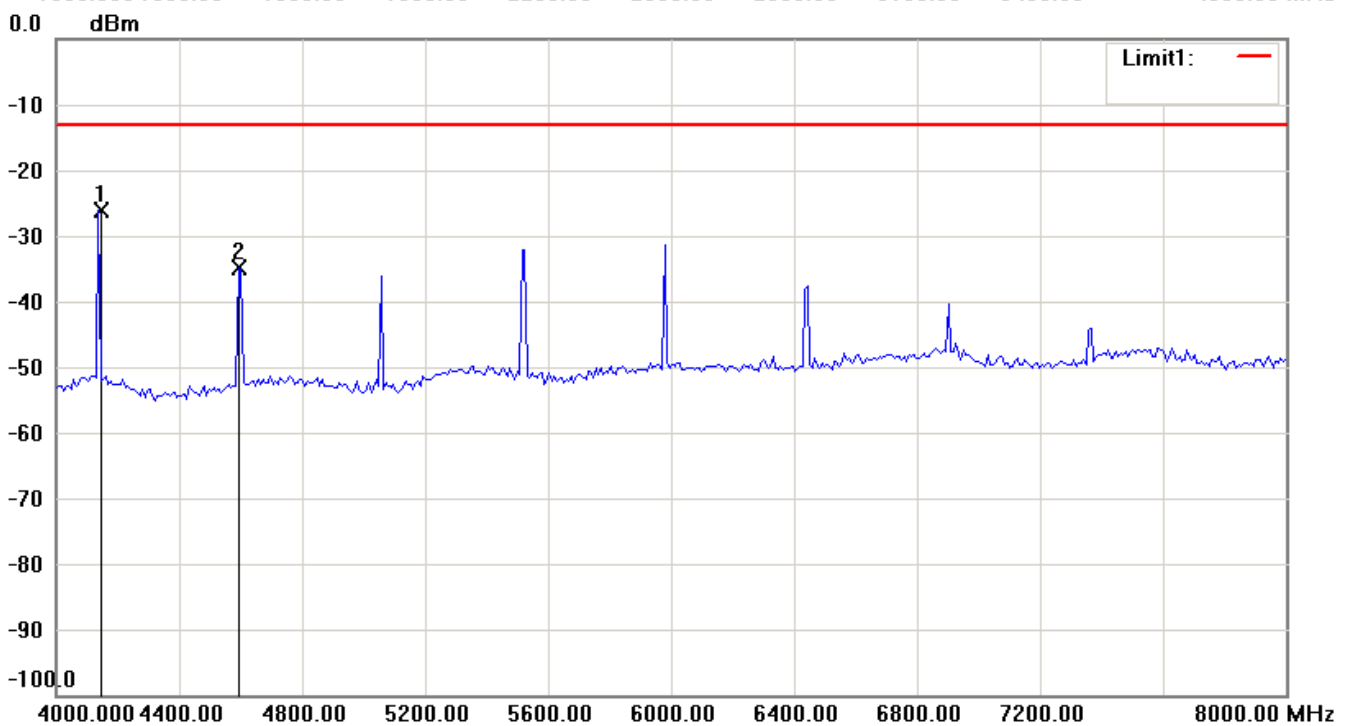
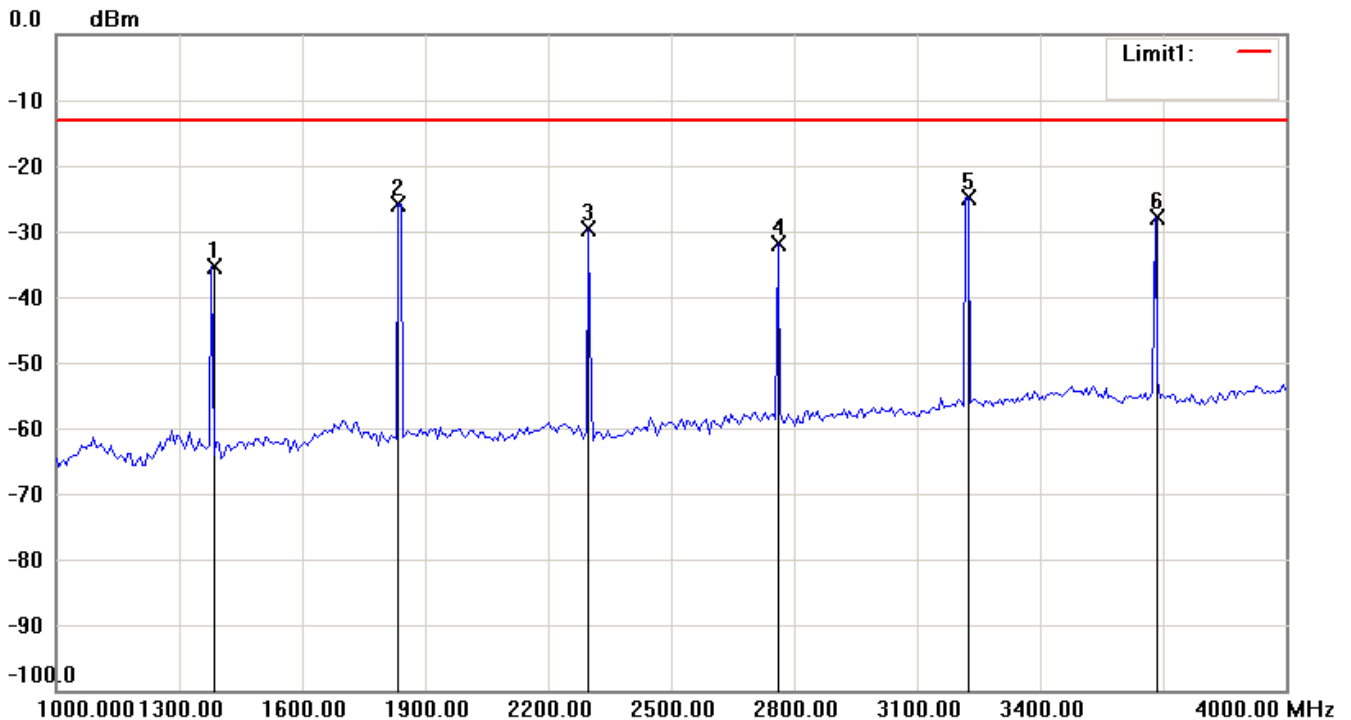
### Note:

1. The attached measurement plots are preliminarily pre-scanned with peak detector for determining the final checking frequencies and are for reference only.
2. The some frequencies may exceed the limit line without the specified detectors, but that cannot present the results are failed to the specification of test standard.
3. For corrected test results are listed in the relevant table of radiated test data of this test report.



Registration number: W6M21102-11262-C-1-R

FCC ID: L9N-7880LC2



**Note:**

1. The attached measurement plots are preliminarily pre-scanned with peak detector for determining the final checking frequencies and are for reference only.
2. The some frequencies may exceed the limit line without the specified detectors, but that cannot present the results are failed to the specification of test standard.
3. For corrected test results are listed in the relevant table of radiated test data of this test report.

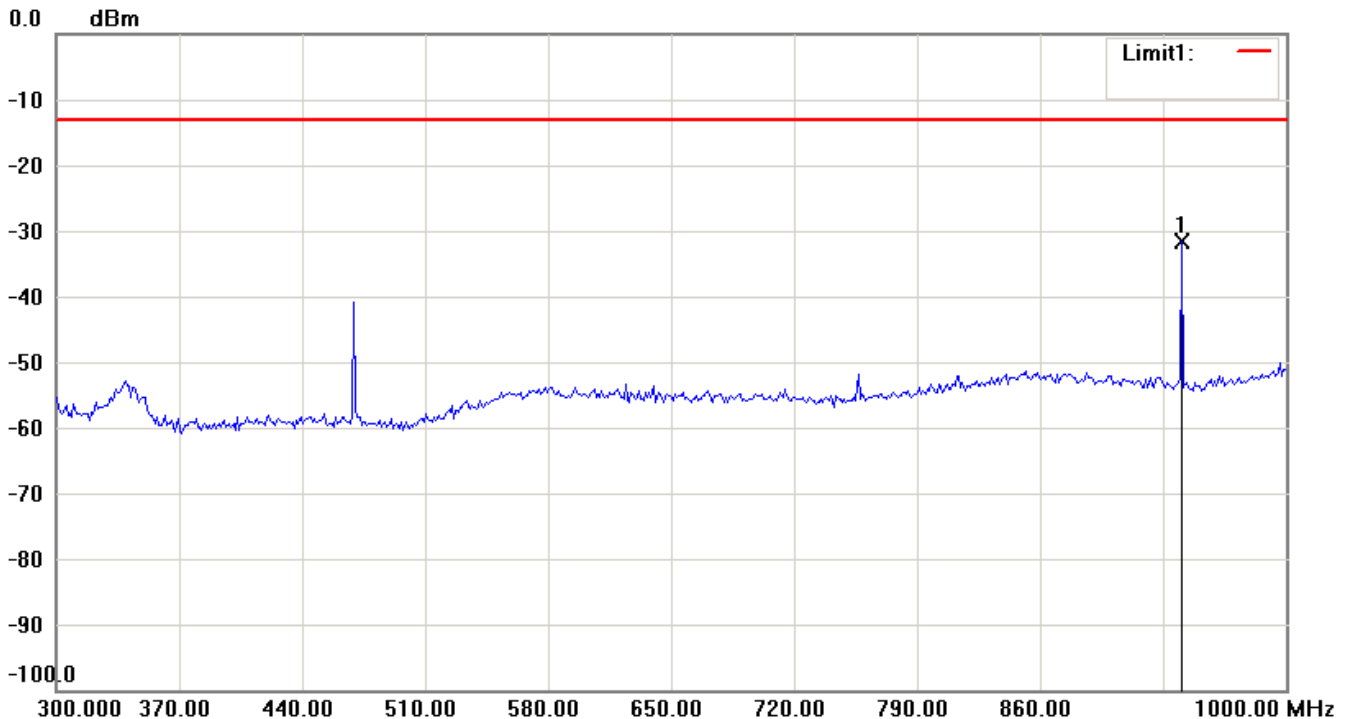
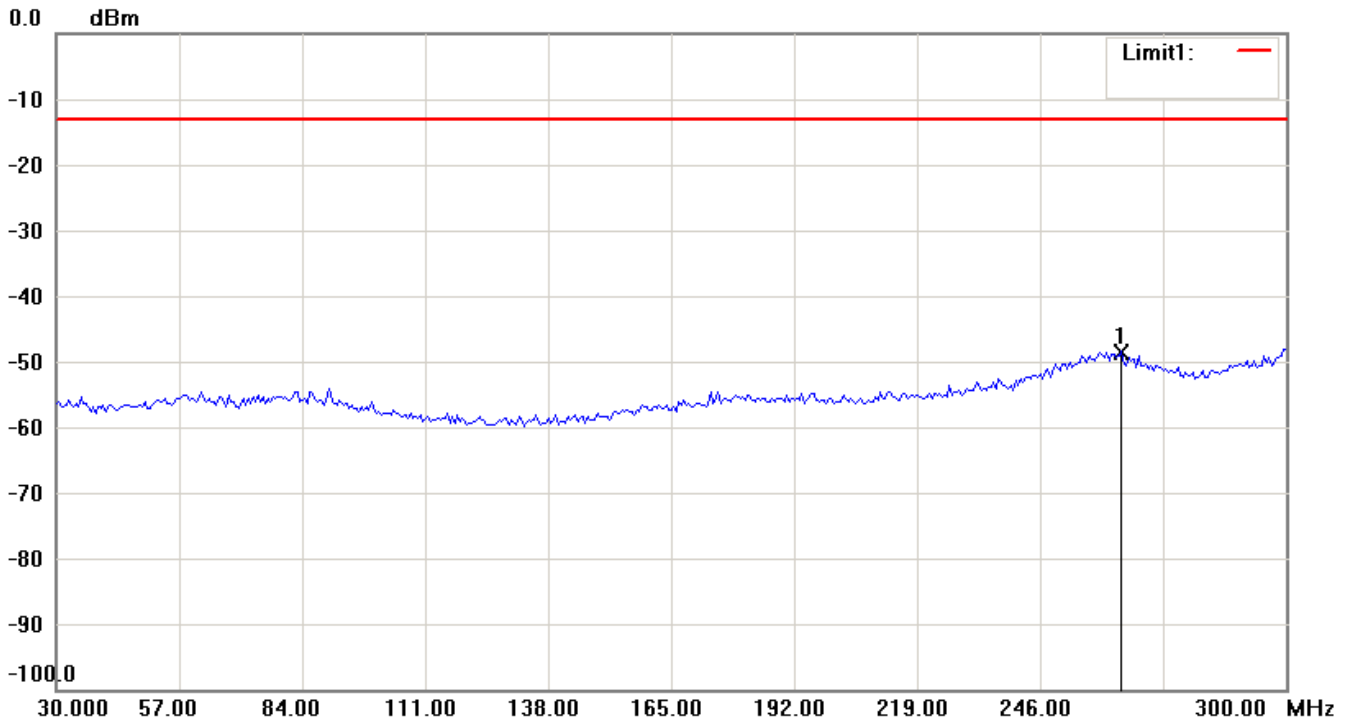


Registration number: W6M21102-11262-C-1-R

FCC ID: L9N-7880LC2

25 kHz-469.975 MHz

Antenna Polarization H



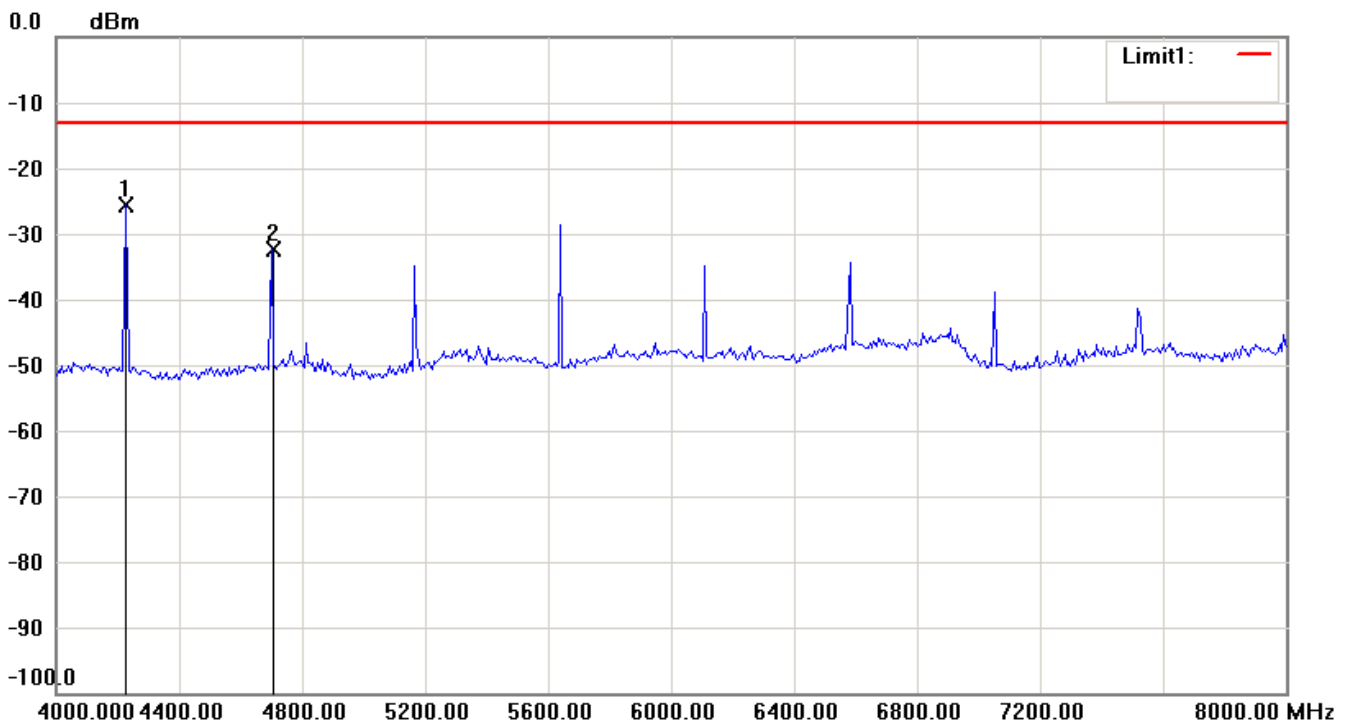
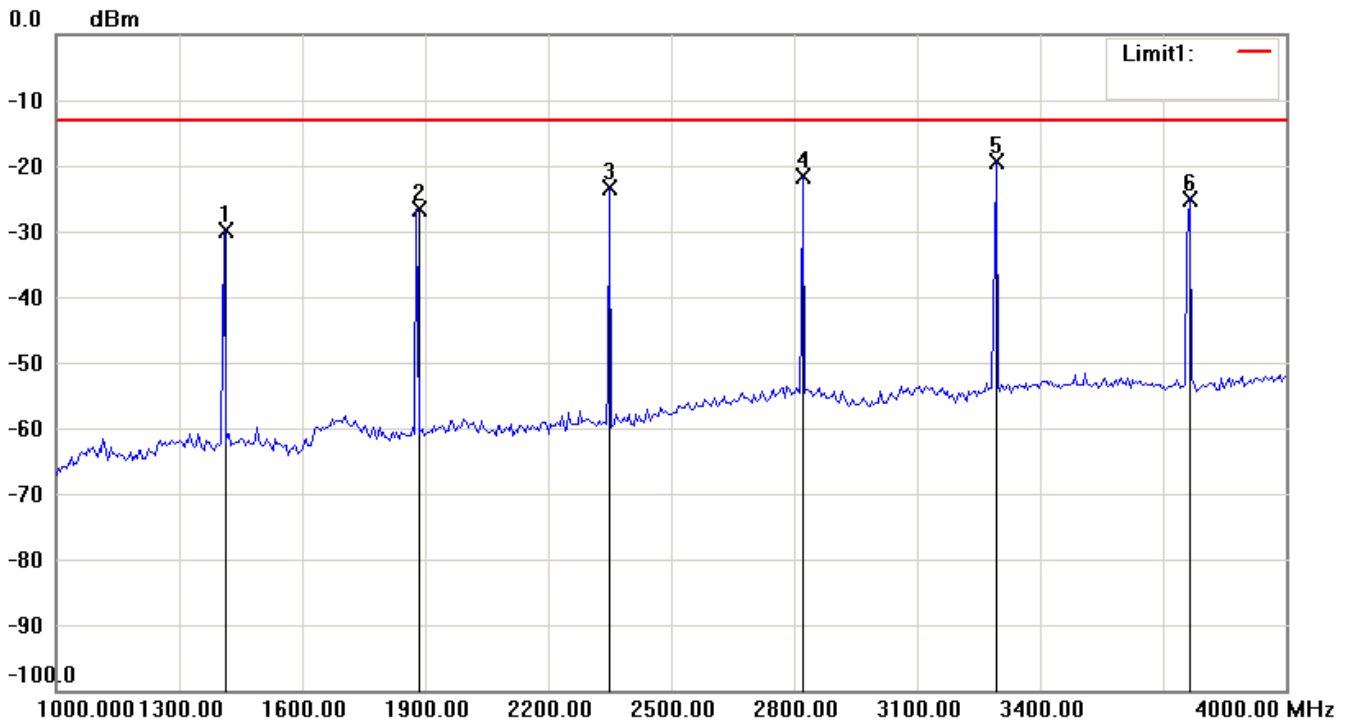
**Note:**

1. The attached measurement plots are preliminarily pre-scanned with peak detector for determining the final checking frequencies and are for reference only.
2. The some frequencies may exceed the limit line without the specified detectors, but that cannot present the results are failed to the specification of test standard.
3. For corrected test results are listed in the relevant table of radiated test data of this test report.




Registration number: W6M21102-11262-C-1-R

FCC ID: L9N-7880LC2



**Note:**

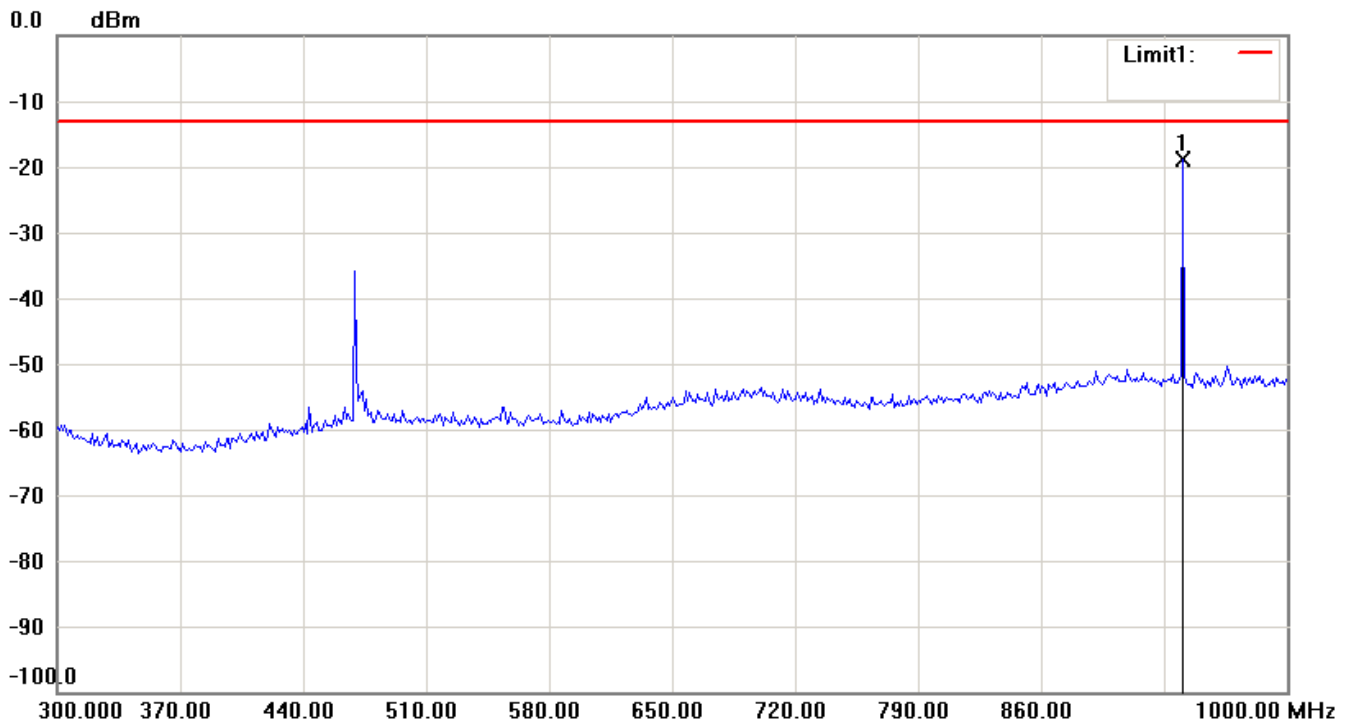
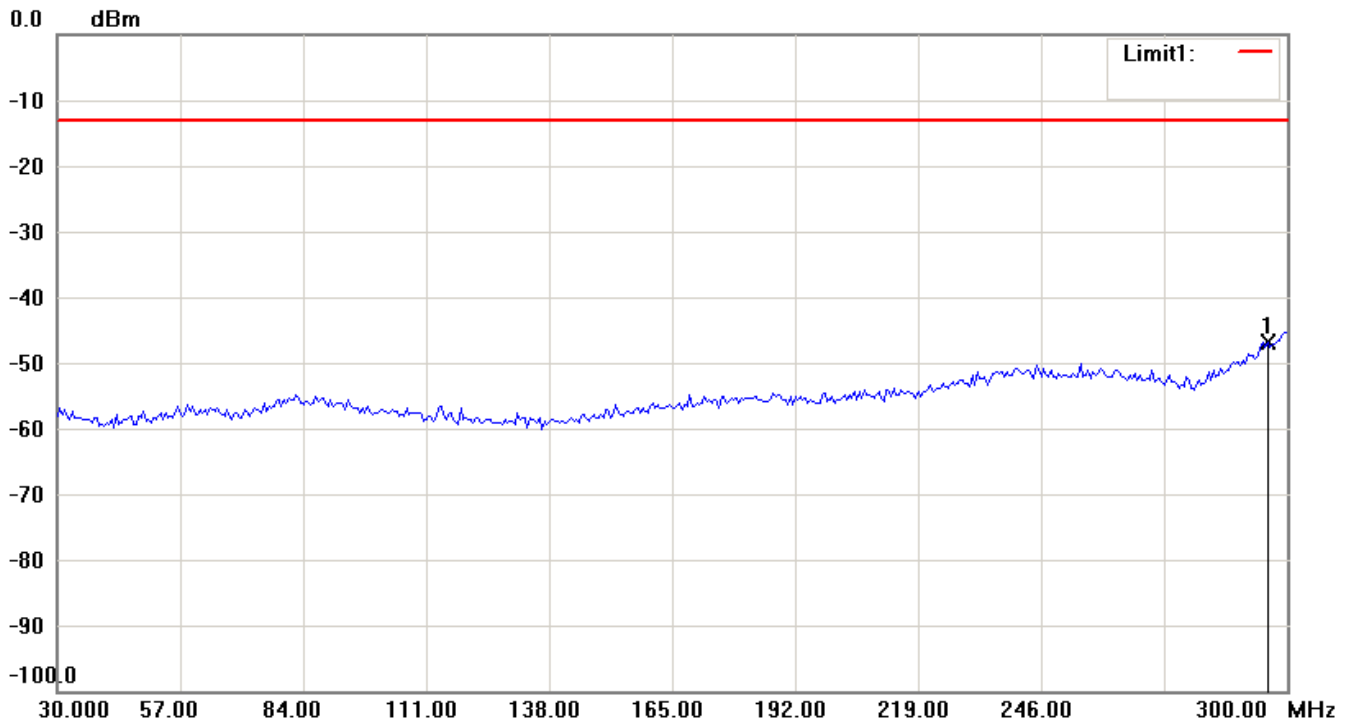
1. The attached measurement plots are preliminarily pre-scanned with peak detector for determining the final checking frequencies and are for reference only.
2. The some frequencies may exceed the limit line without the specified detectors, but that cannot present the results are failed to the specification of test standard.
3. For corrected test results are listed in the relevant table of radiated test data of this test report.



Registration number: W6M21102-11262-C-1-R

FCC ID: L9N-7880LC2

## Antenna Polarization V



### Note:

1. The attached measurement plots are preliminarily pre-scanned with peak detector for determining the final checking frequencies and are for reference only.
2. The some frequencies may exceed the limit line without the specified detectors, but that cannot present the results are failed to the specification of test standard.
3. For corrected test results are listed in the relevant table of radiated test data of this test report.

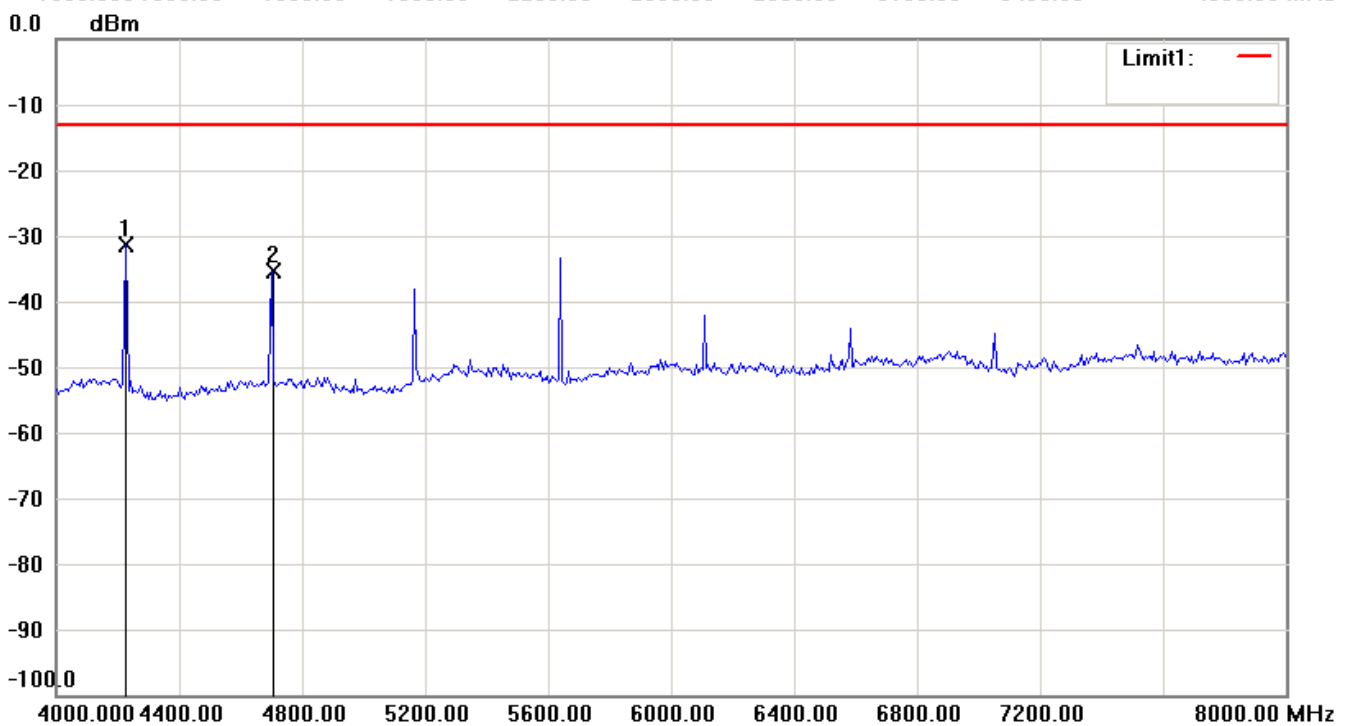
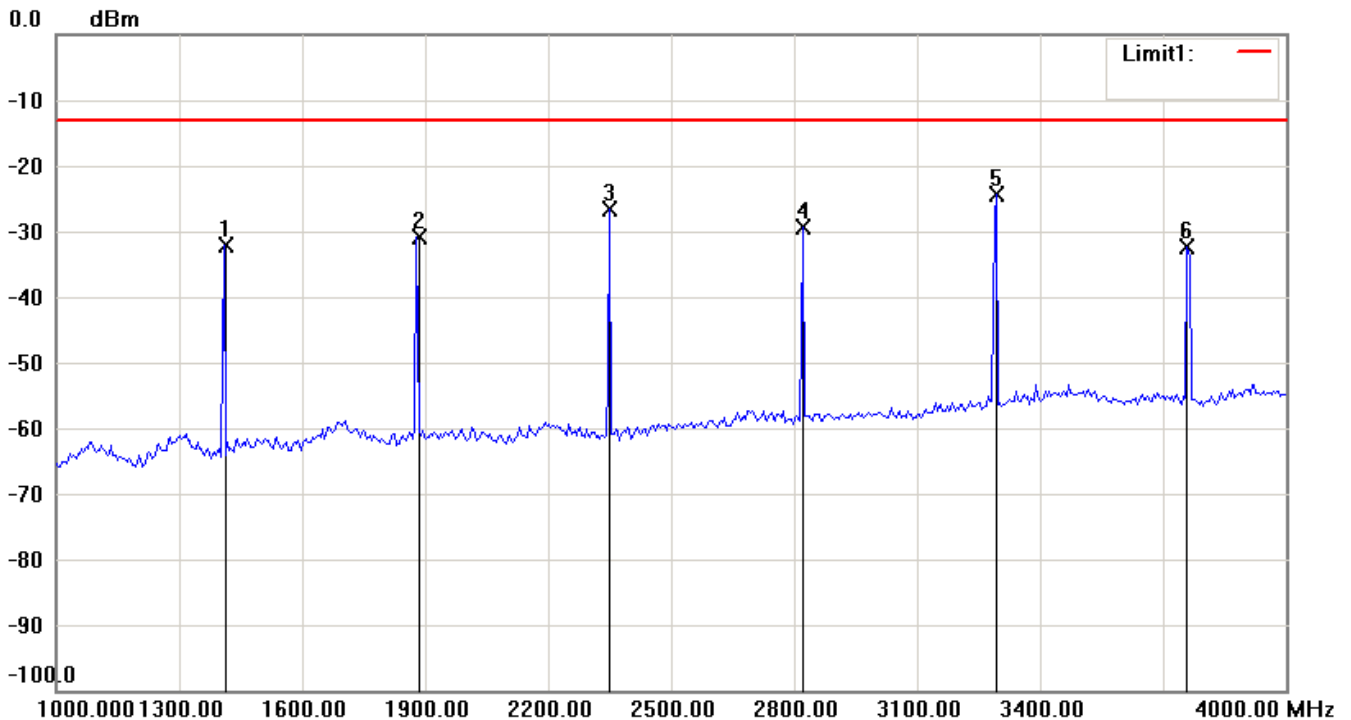




# Worldwide Testing Services(Taiwan) Co., Ltd.

Registration number: W6M21102-11262-C-1-R

FCC ID: L9N-7880LC2



**Note:**

1. The attached measurement plots are preliminarily pre-scanned with peak detector for determining the final checking frequencies and are for reference only.
2. The some frequencies may exceed the limit line without the specified detectors, but that cannot present the results are failed to the specification of test standard.
3. For corrected test results are listed in the relevant table of radiated test data of this test report.



Registration number: W6M21102-11262-C-1-R

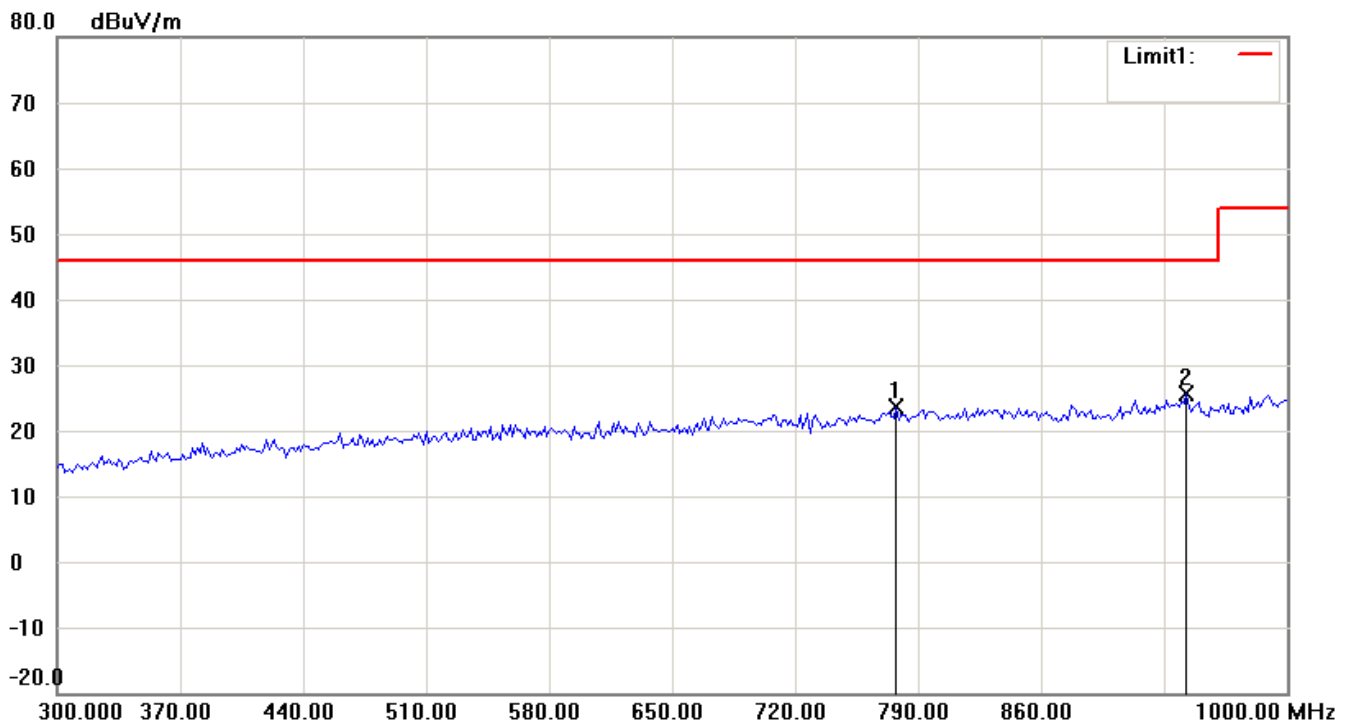
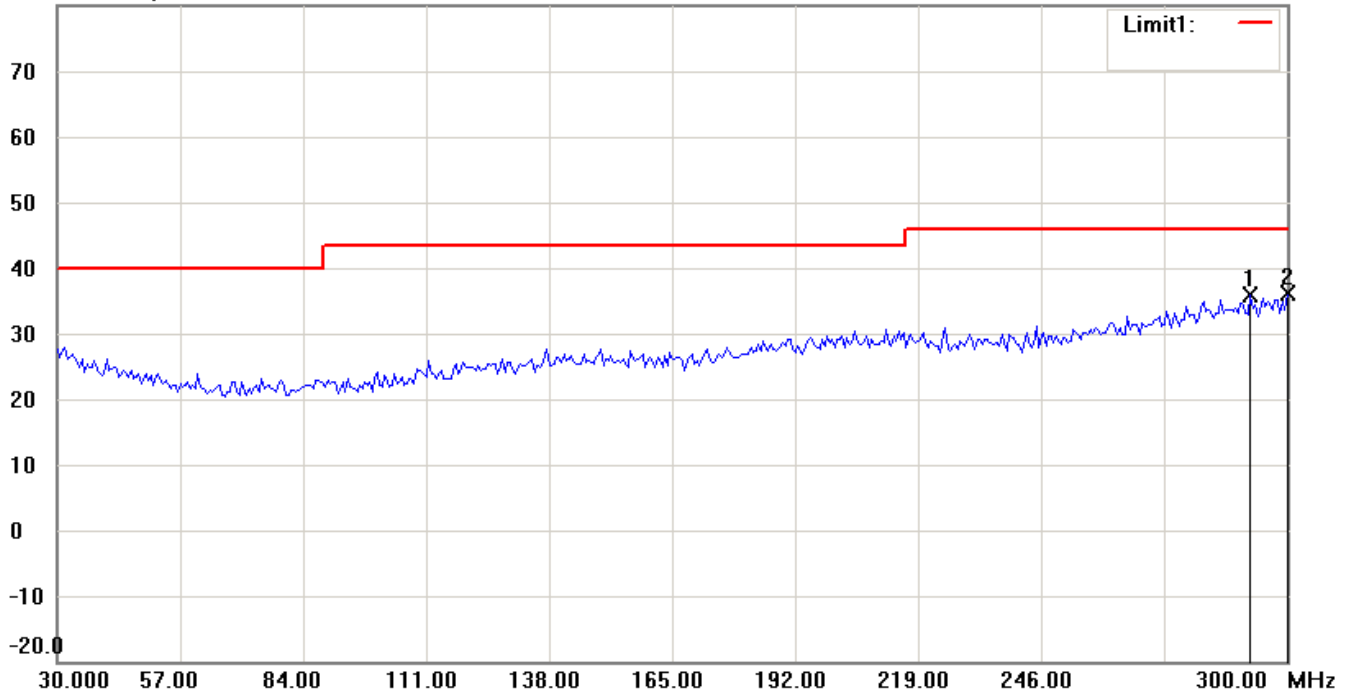
FCC ID: L9N-7880LC2

Radiated Spurious Emission-RX

12.5 kHz-406.125 MHz

Antenna Polarization H

80.0 dBuV/m



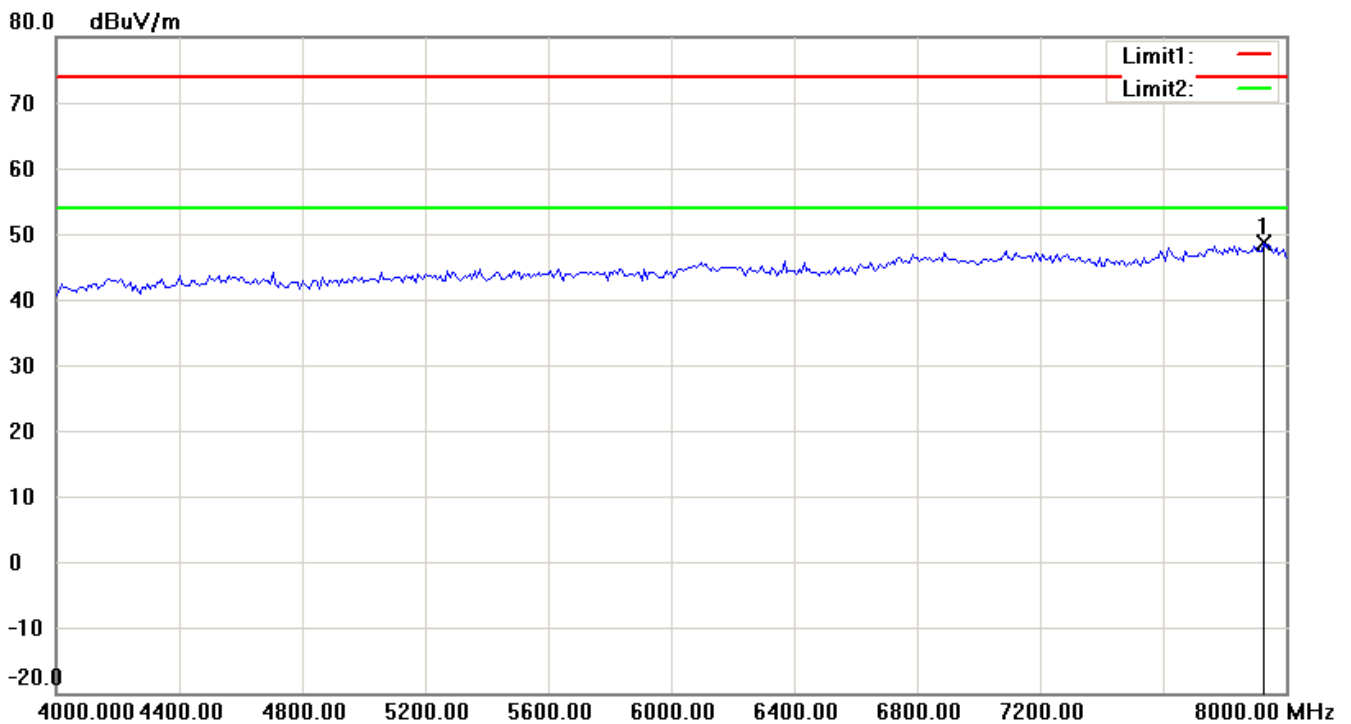
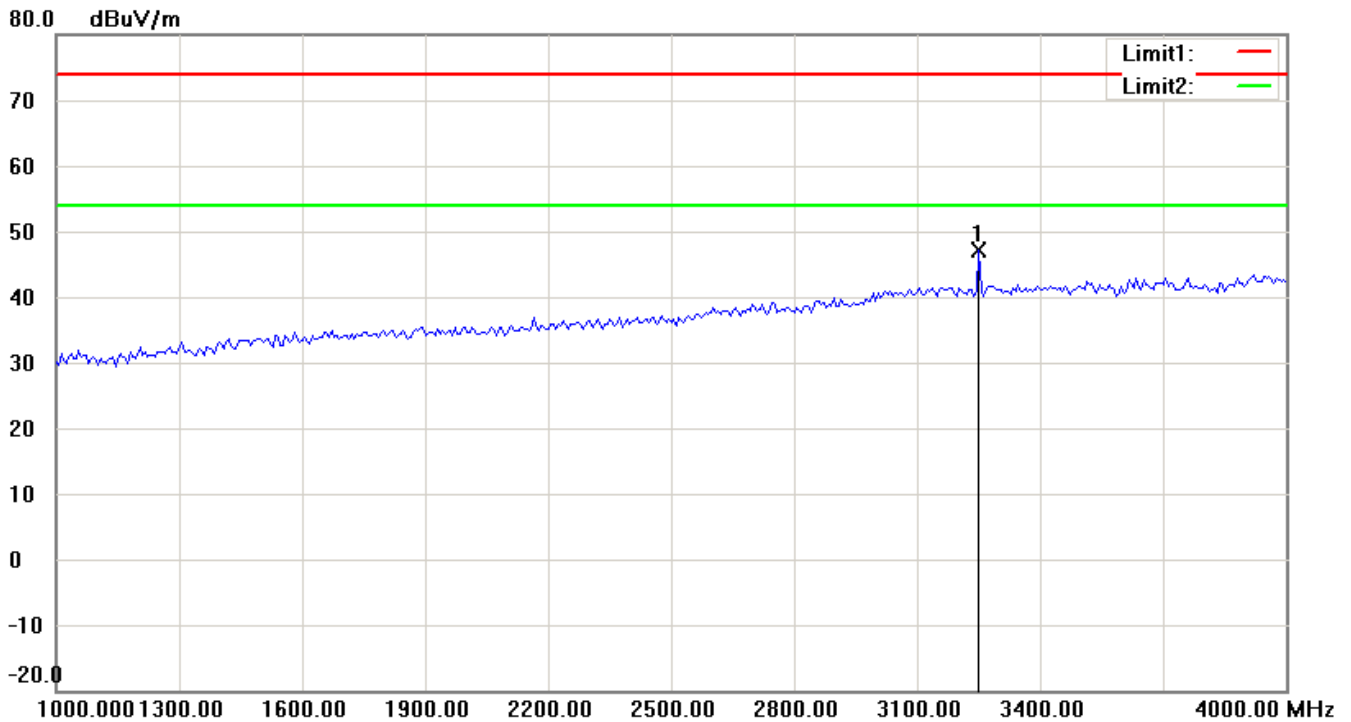
Note: Up line: PK limit Down line: AVE limit

1. The attached measurement plots are preliminarily pre-scanned with peak detector for determining the final checking frequencies and are for reference only.
2. The some frequencies may exceed the limit line without the specified detectors, but that cannot present the results are failed to the specification of test standard.
3. For corrected test results are listed in the relevant table of radiated test data of this test report.



Registration number: W6M21102-11262-C-1-R

FCC ID: L9N-7880LC2



Note: Up line: PK limit Down line: AVE limit

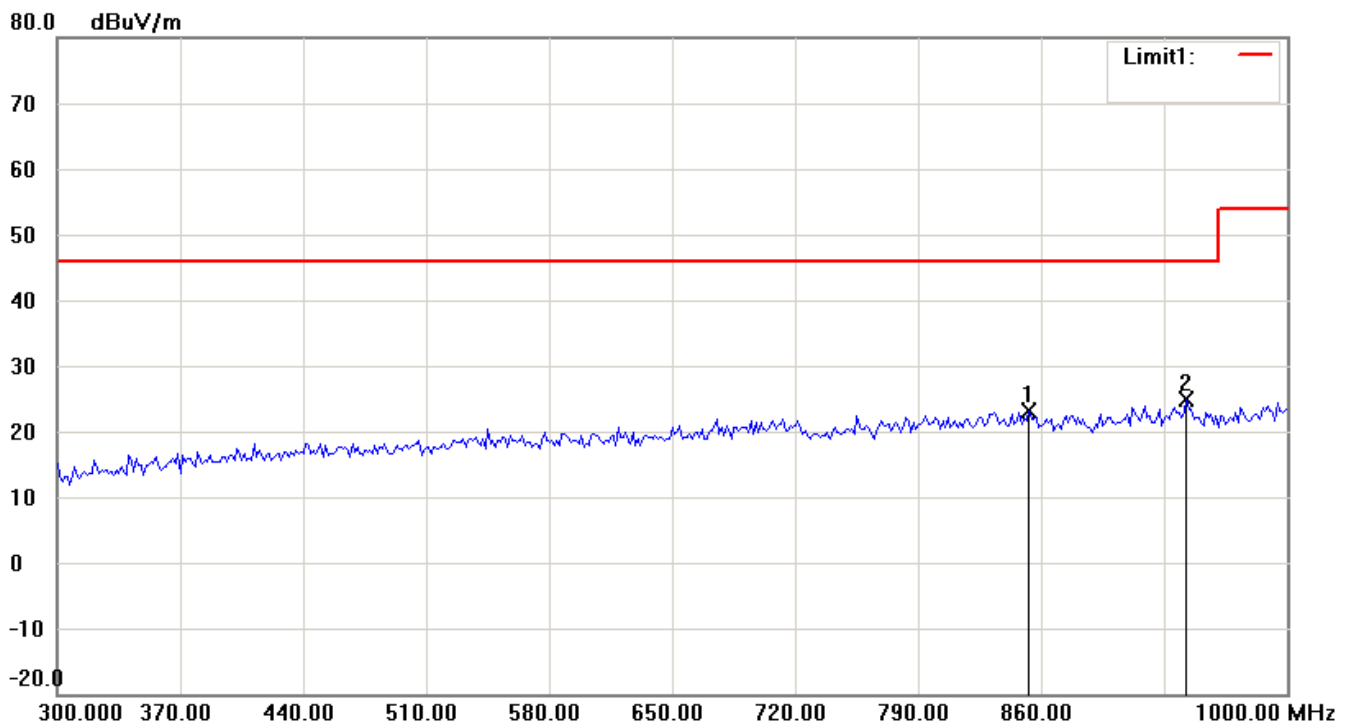
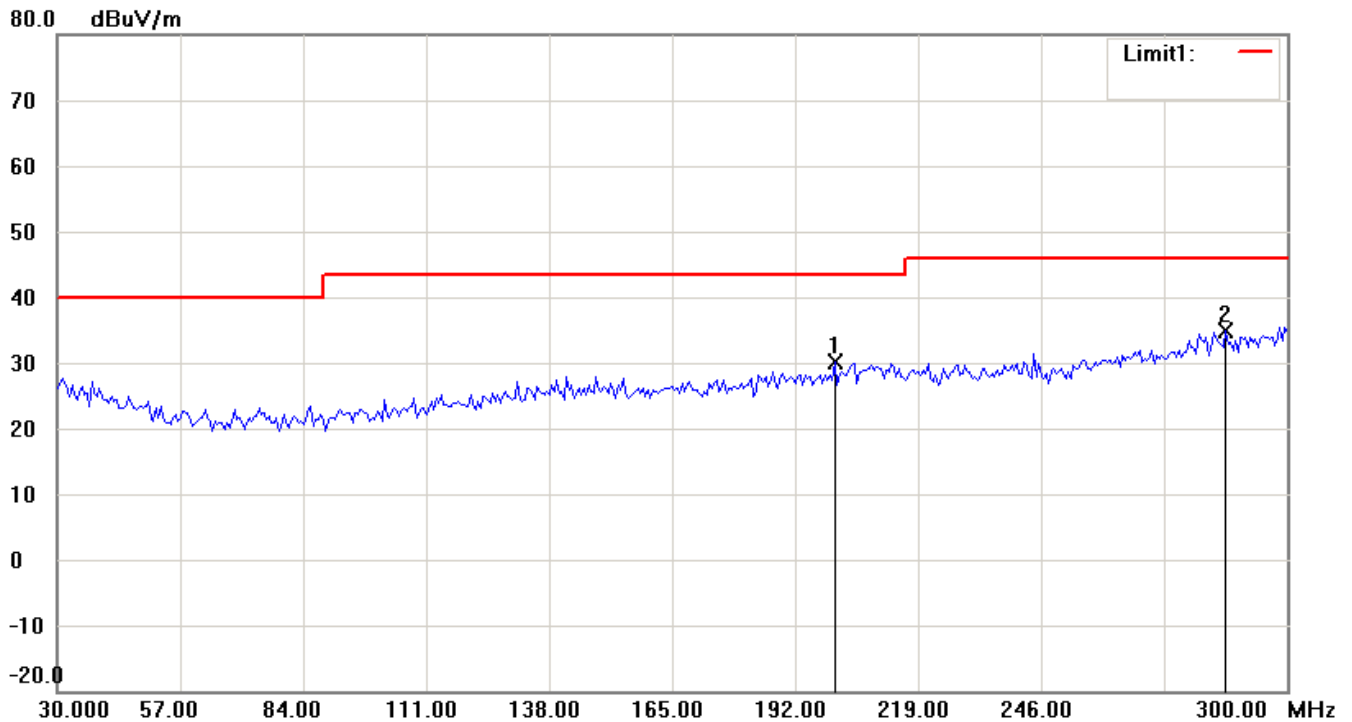
1. The attached measurement plots are preliminarily pre-scanned with peak detector for determining the final checking frequencies and are for reference only.
2. The some frequencies may exceed the limit line without the specified detectors, but that cannot present the results are failed to the specification of test standard.
3. For corrected test results are listed in the relevant table of radiated test data of this test report.



Registration number: W6M21102-11262-C-1-R

FCC ID: L9N-7880LC2

## Antenna Polarization V



Note: Up line: PK limit Down line: AVE limit

1. The attached measurement plots are preliminarily pre-scanned with peak detector for determining the final checking frequencies and are for reference only.
2. The some frequencies may exceed the limit line without the specified detectors, but that cannot present the results are failed to the specification of test standard.
3. For corrected test results are listed in the relevant table of radiated test data of this test report.

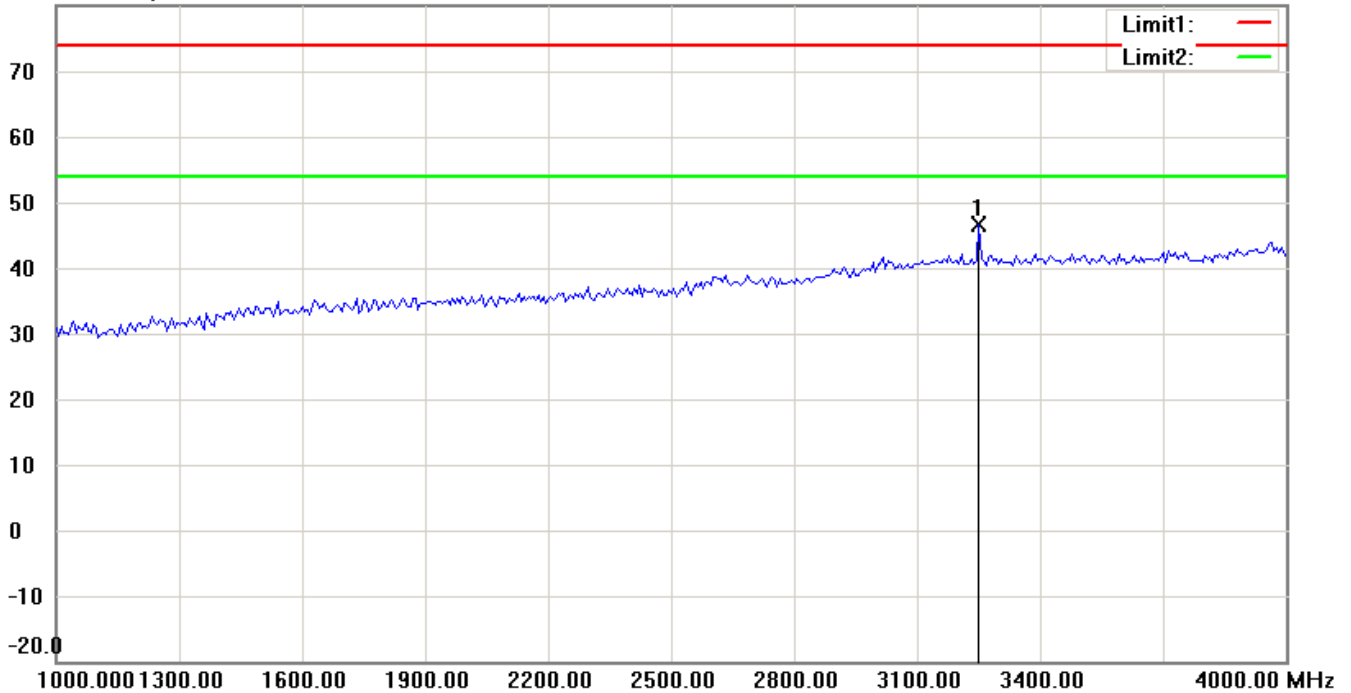


# Worldwide Testing Services(Taiwan) Co., Ltd.

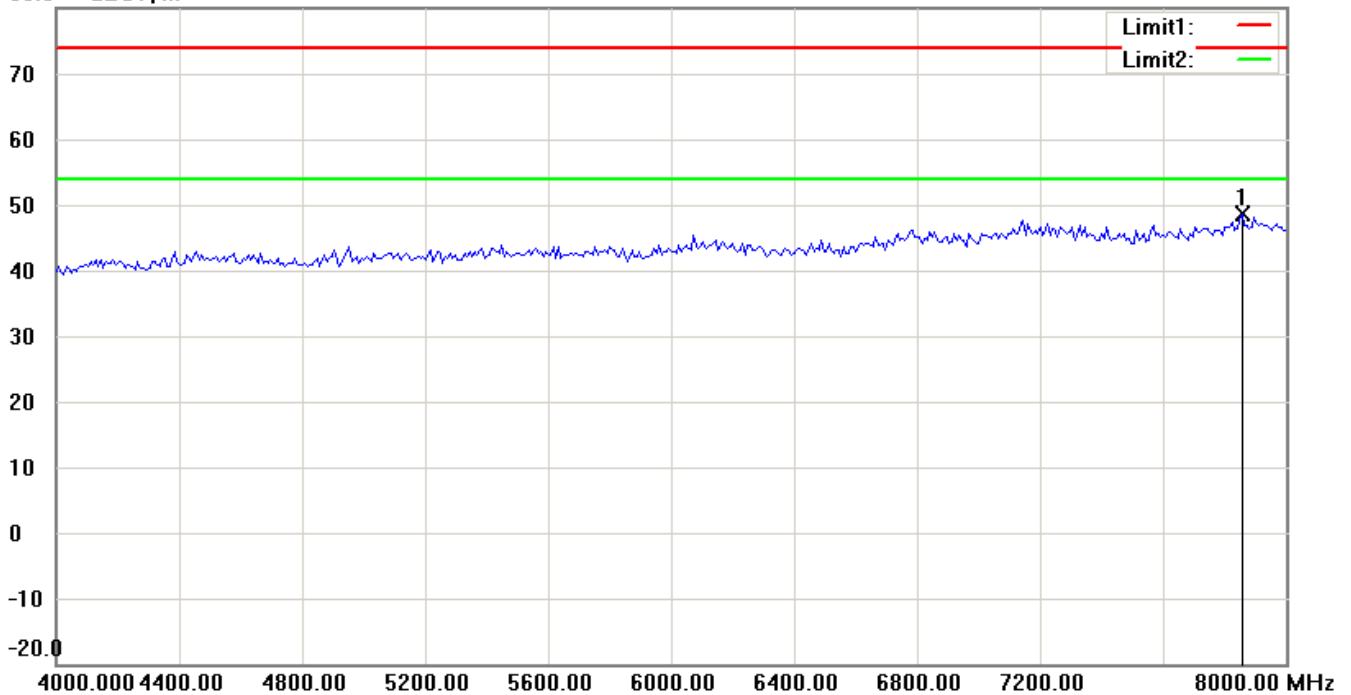
Registration number: W6M21102-11262-C-1-R

FCC ID: L9N-7880LC2

80.0 dBuV/m



80.0 dBuV/m



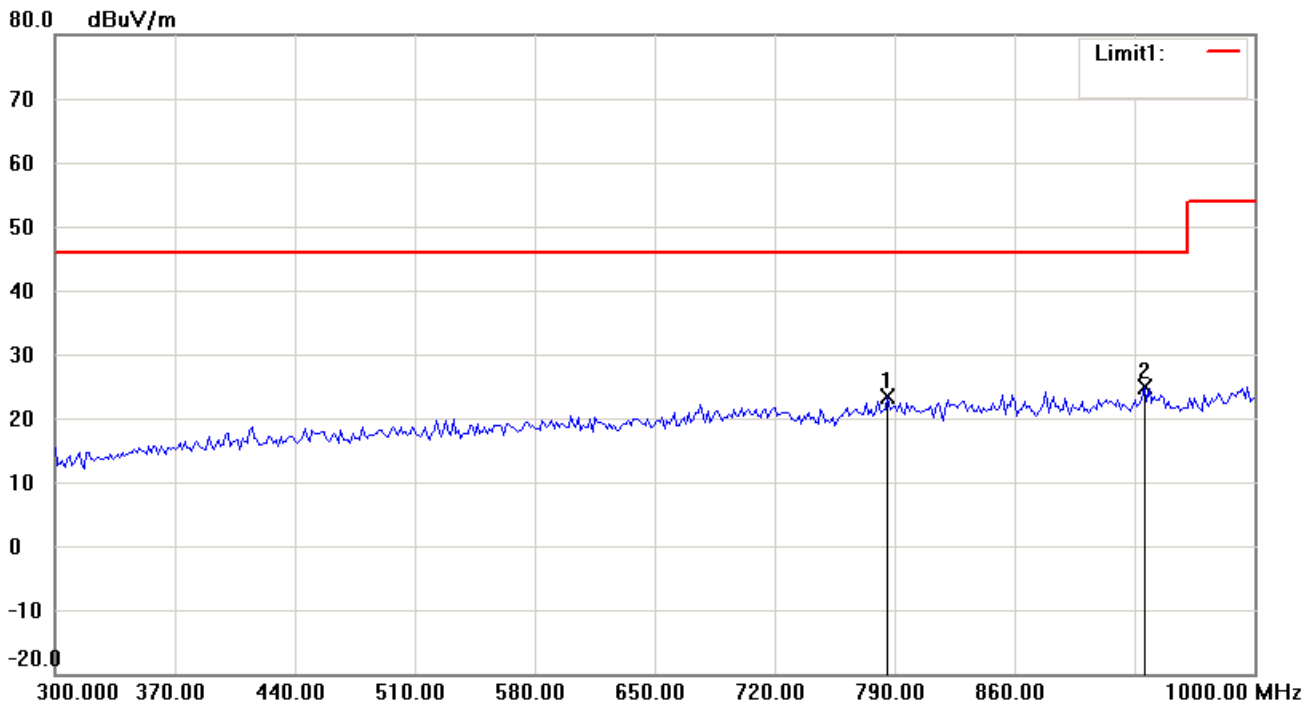
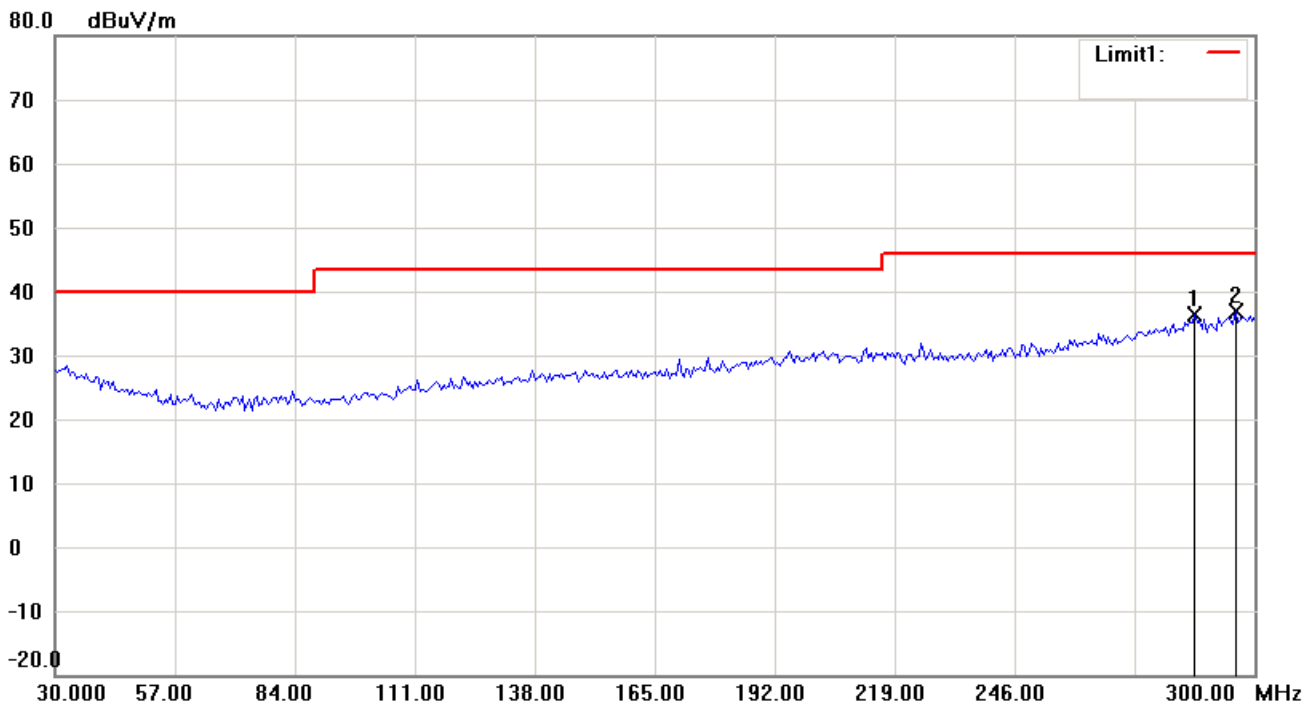
Note: Up line: PK limit Down line: AVE limit

1. The attached measurement plots are preliminarily pre-scanned with peak detector for determining the final checking frequencies and are for reference only.
2. The some frequencies may exceed the limit line without the specified detectors, but that cannot present the results are failed to the specification of test standard.
3. For corrected test results are listed in the relevant table of radiated test data of this test report.




# Worldwide Testing Services(Taiwan) Co., Ltd.

Registration number: W6M21102-11262-C-1-R  
FCC ID: L9N-7880LC2  
12.5 kHz-418 MHz  
Antenna Polarization H



Note: Up line: PK limit Down line: AVE limit

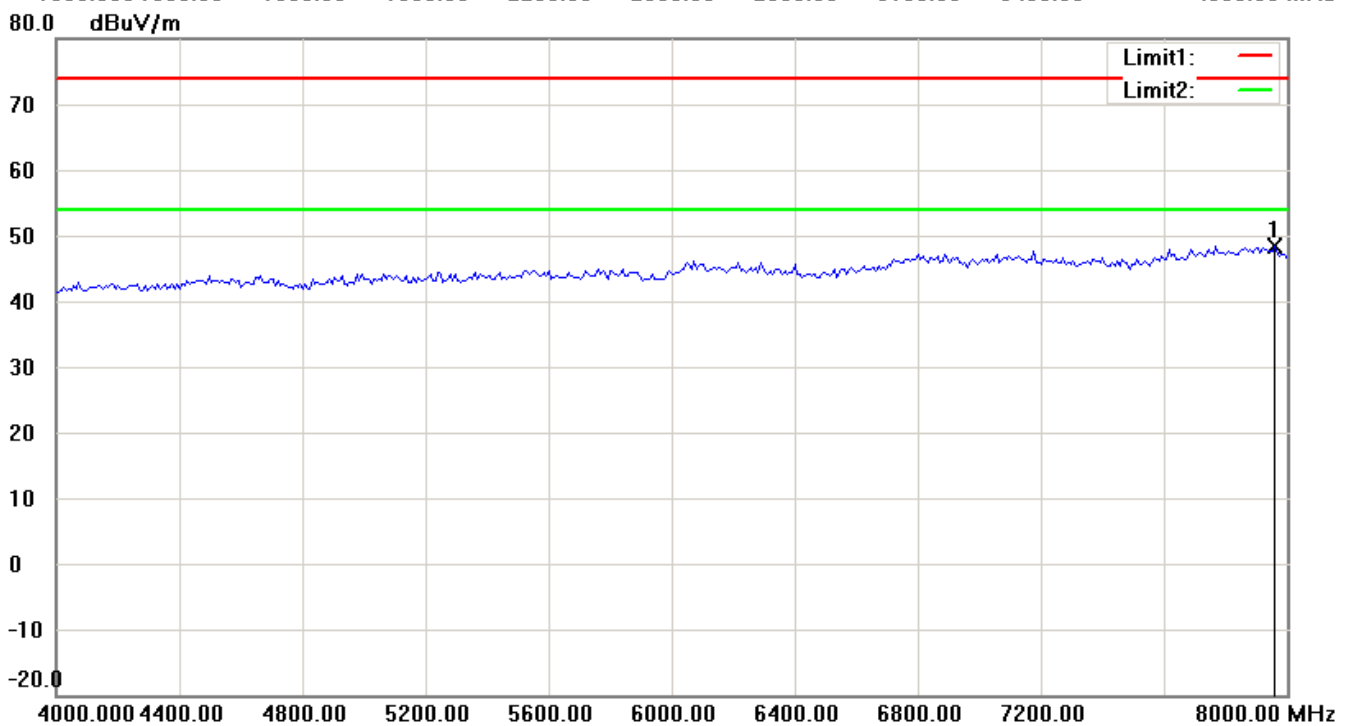
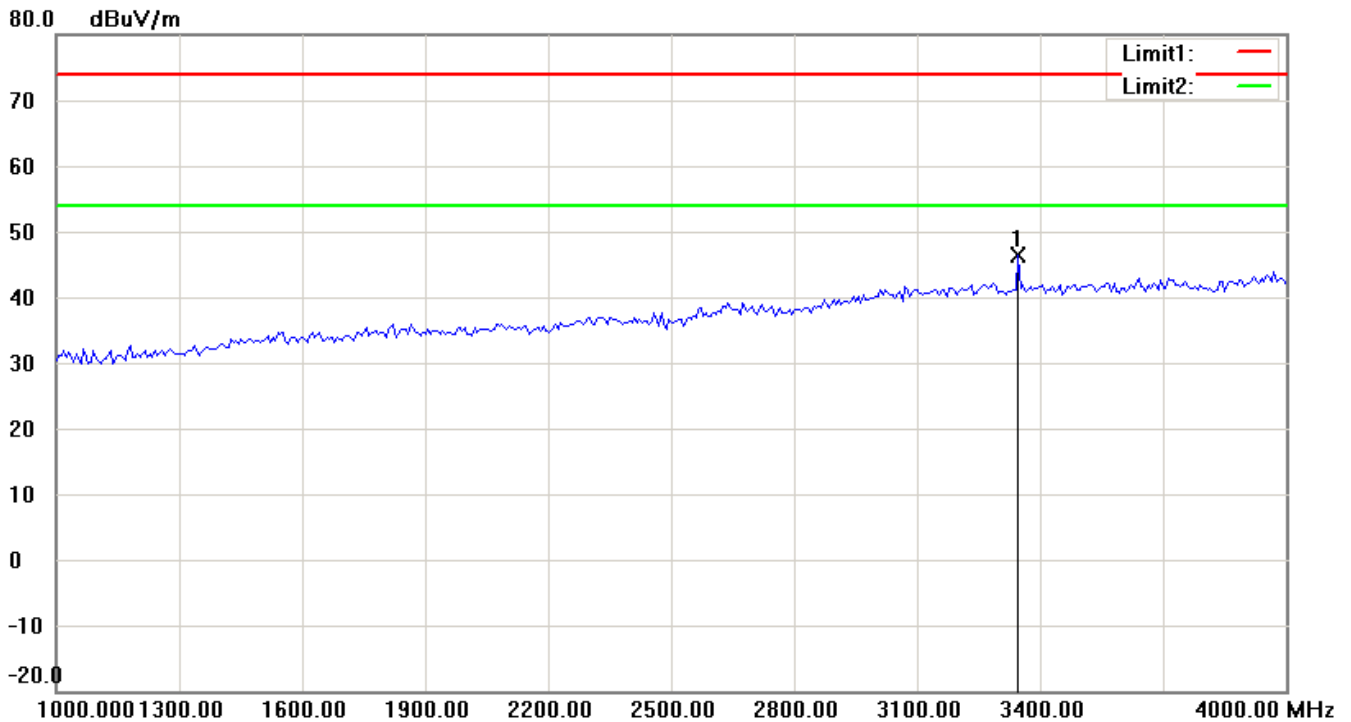
1. The attached measurement plots are preliminarily pre-scanned with peak detector for determining the final checking frequencies and are for reference only.
2. The some frequencies may exceed the limit line without the specified detectors, but that cannot present the results are failed to the specification of test standard.
3. For corrected test results are listed in the relevant table of radiated test data of this test report.



# Worldwide Testing Services(Taiwan) Co., Ltd.

Registration number: W6M21102-11262-C-1-R

FCC ID: L9N-7880LC2



Note: Up line: PK limit Down line: AVE limit

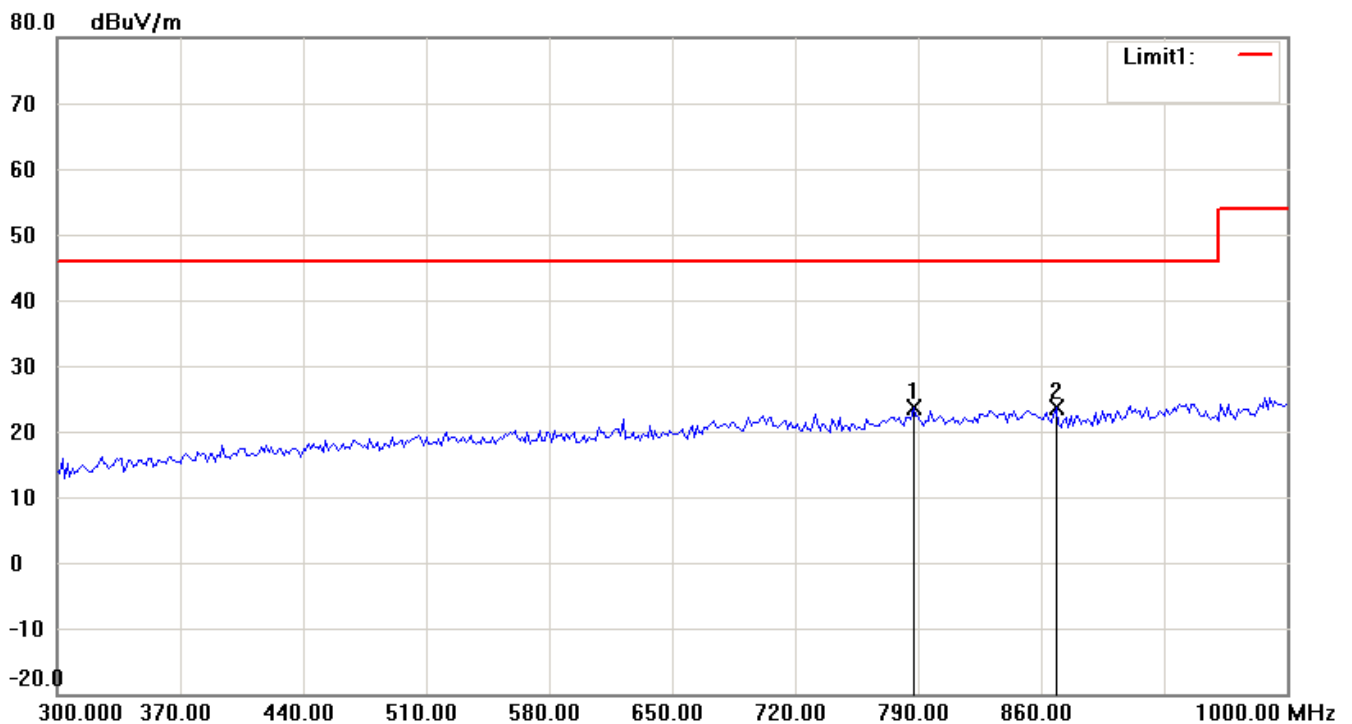
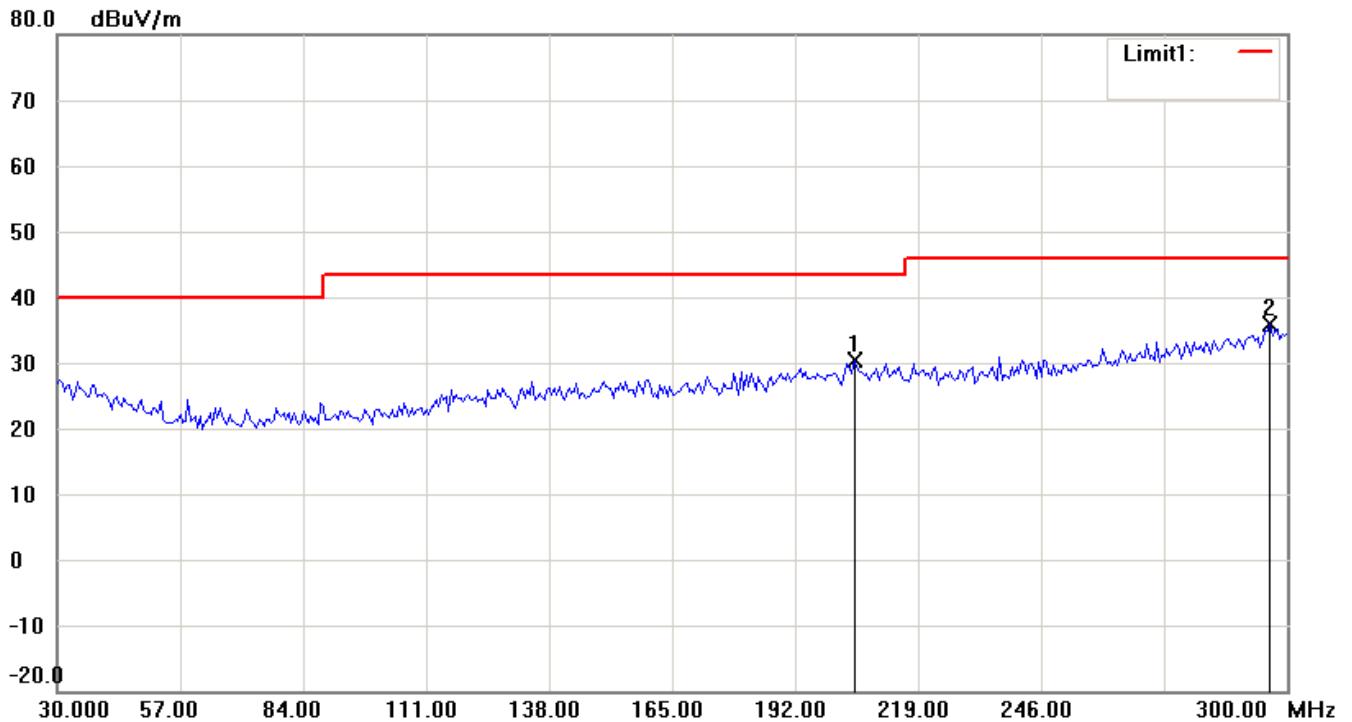
1. The attached measurement plots are preliminarily pre-scanned with peak detector for determining the final checking frequencies and are for reference only.
2. The some frequencies may exceed the limit line without the specified detectors, but that cannot present the results are failed to the specification of test standard.
3. For corrected test results are listed in the relevant table of radiated test data of this test report.



Registration number: W6M21102-11262-C-1-R

FCC ID: L9N-7880LC2

## Antenna Polarization V



Note: Up line: PK limit Down line: AVE limit

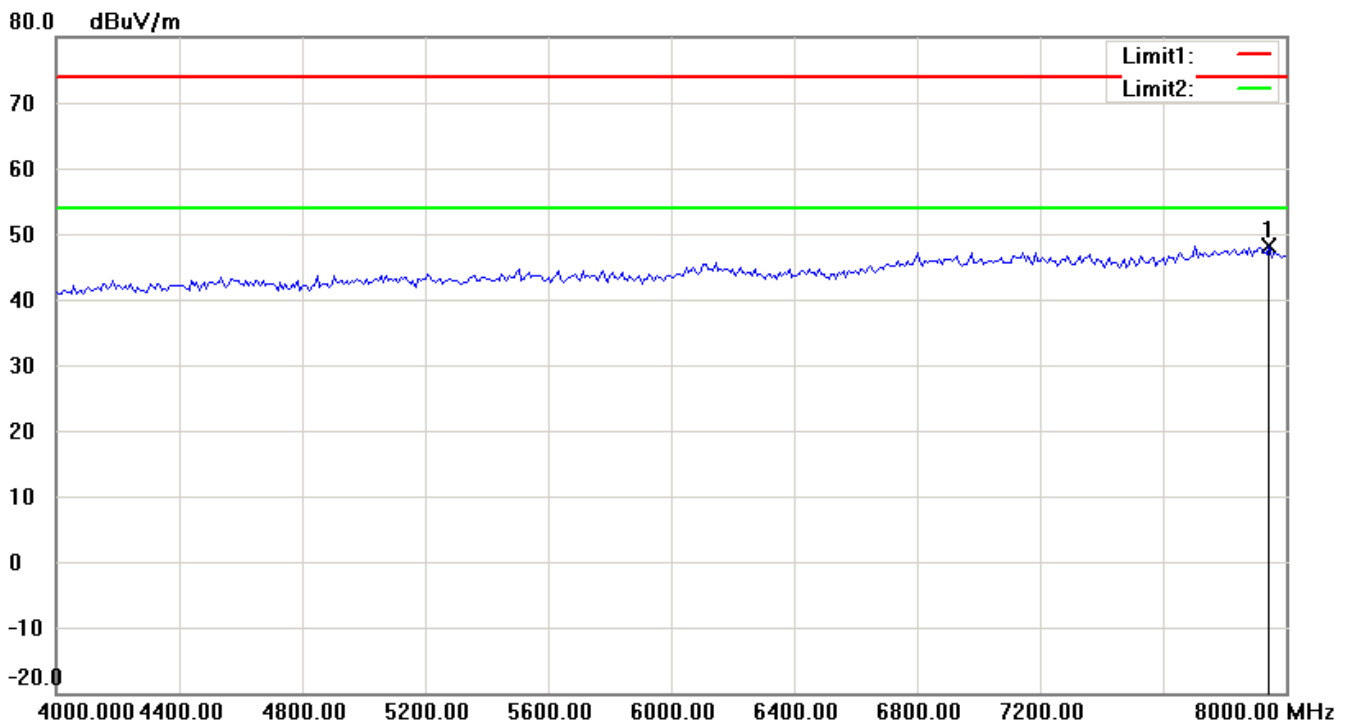
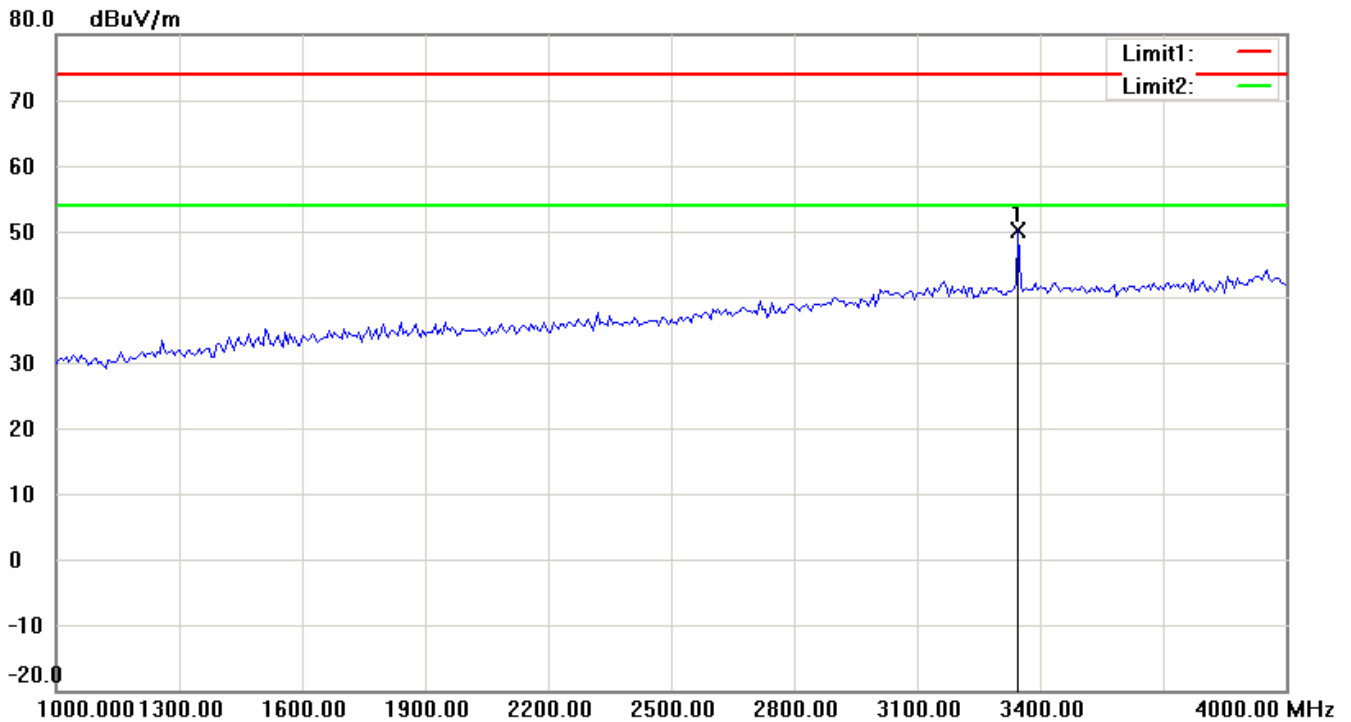
1. The attached measurement plots are preliminarily pre-scanned with peak detector for determining the final checking frequencies and are for reference only.
2. The some frequencies may exceed the limit line without the specified detectors, but that cannot present the results are failed to the specification of test standard.
3. For corrected test results are listed in the relevant table of radiated test data of this test report.





Registration number: W6M21102-11262-C-1-R

FCC ID: L9N-7880LC2



Note: Up line: PK limit Down line: AVE limit

1. The attached measurement plots are preliminarily pre-scanned with peak detector for determining the final checking frequencies and are for reference only.
2. The some frequencies may exceed the limit line without the specified detectors, but that cannot present the results are failed to the specification of test standard.
3. For corrected test results are listed in the relevant table of radiated test data of this test report.



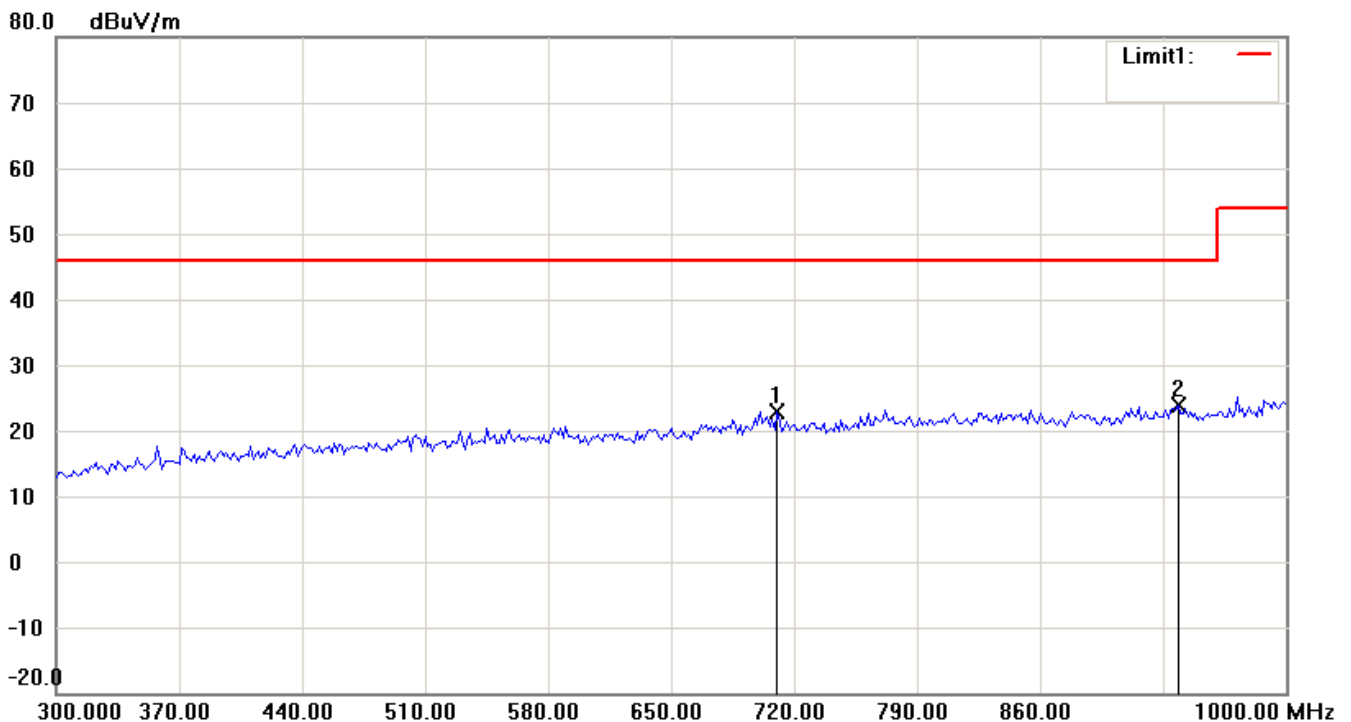
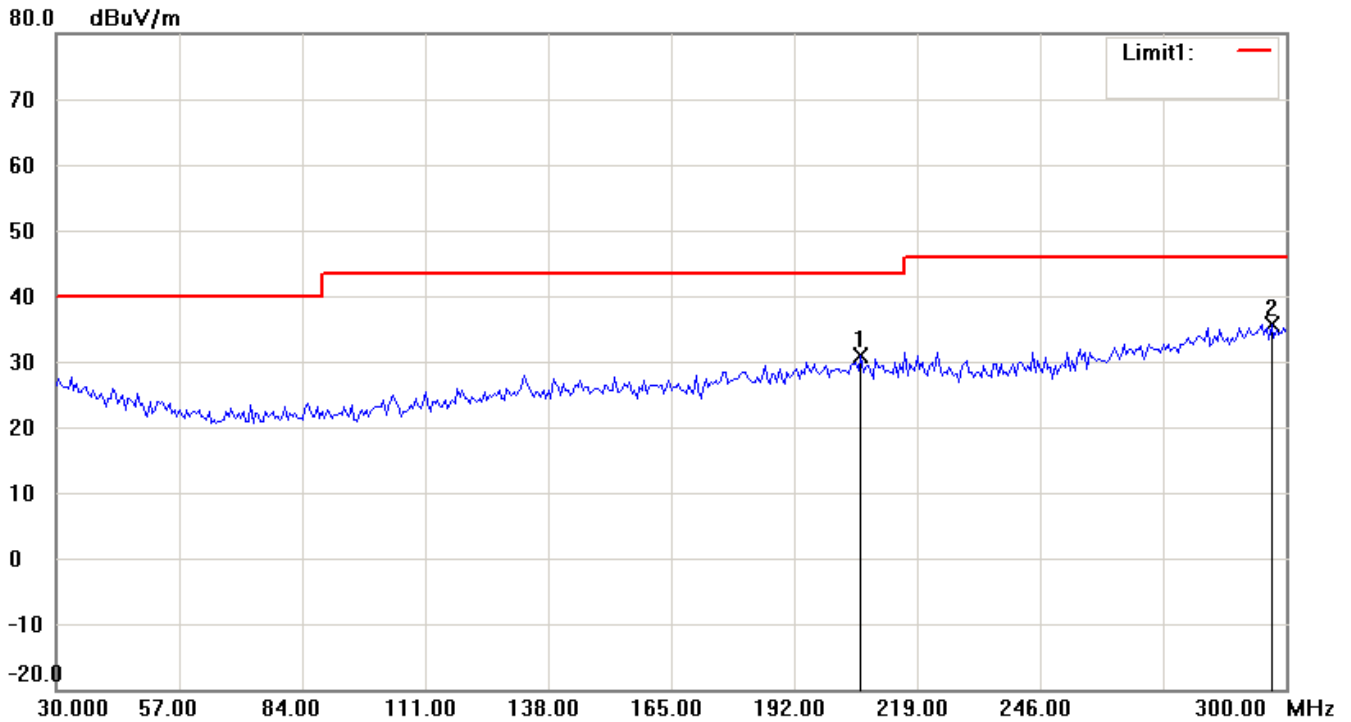
# Worldwide Testing Services(Taiwan) Co., Ltd.

Registration number: W6M21102-11262-C-1-R

FCC ID: L9N-7880LC2

12.5 kHz-429.975 MHz

Antenna Polarization H



Note: Up line: PK limit Down line: AVE limit

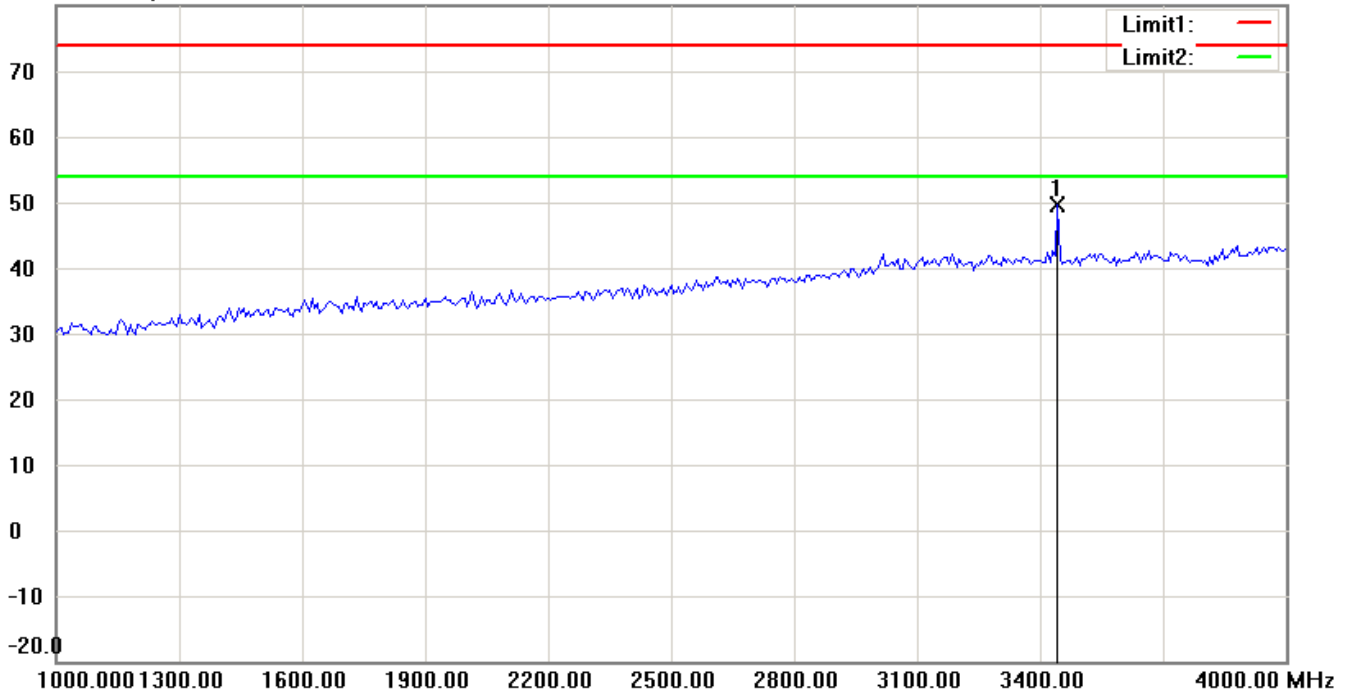
1. The attached measurement plots are preliminarily pre-scanned with peak detector for determining the final checking frequencies and are for reference only.
2. The some frequencies may exceed the limit line without the specified detectors, but that cannot present the results are failed to the specification of test standard.
3. For corrected test results are listed in the relevant table of radiated test data of this test report.



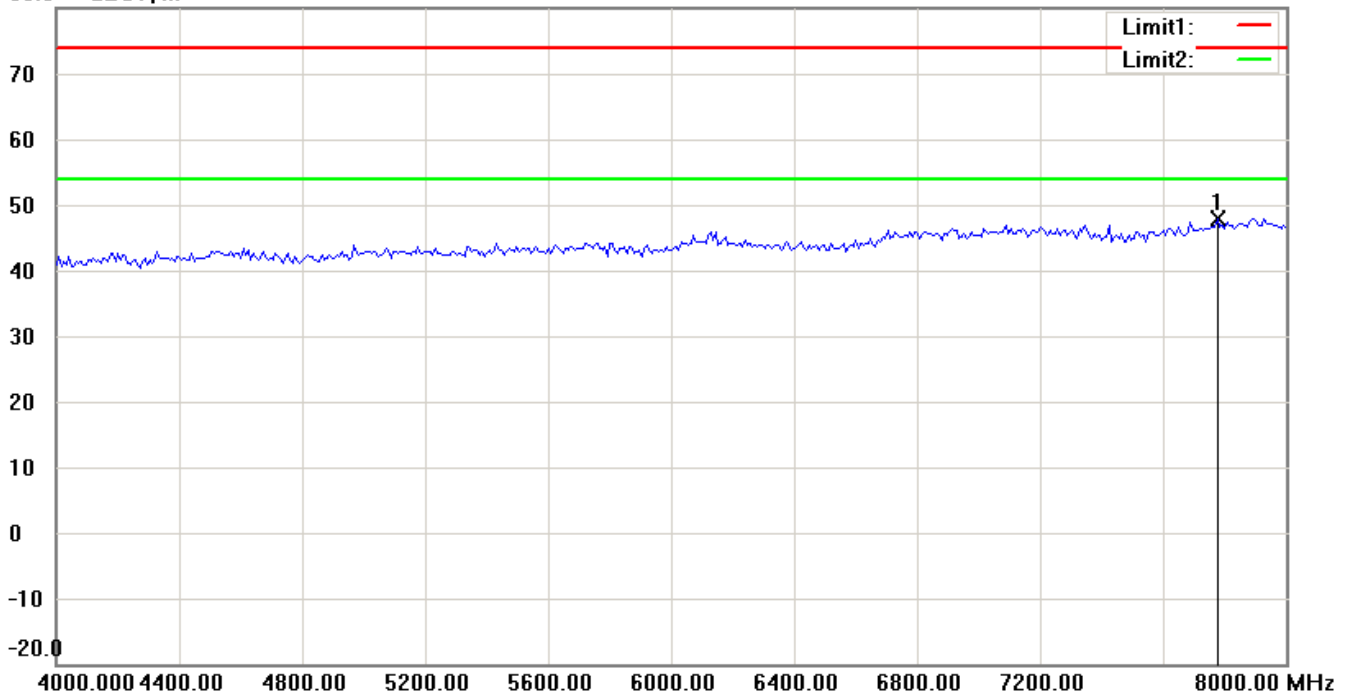
Registration number: W6M21102-11262-C-1-R

FCC ID: L9N-7880LC2

80.0 dBuV/m




80.0 dBuV/m



Note: Up line: PK limit Down line: AVE limit

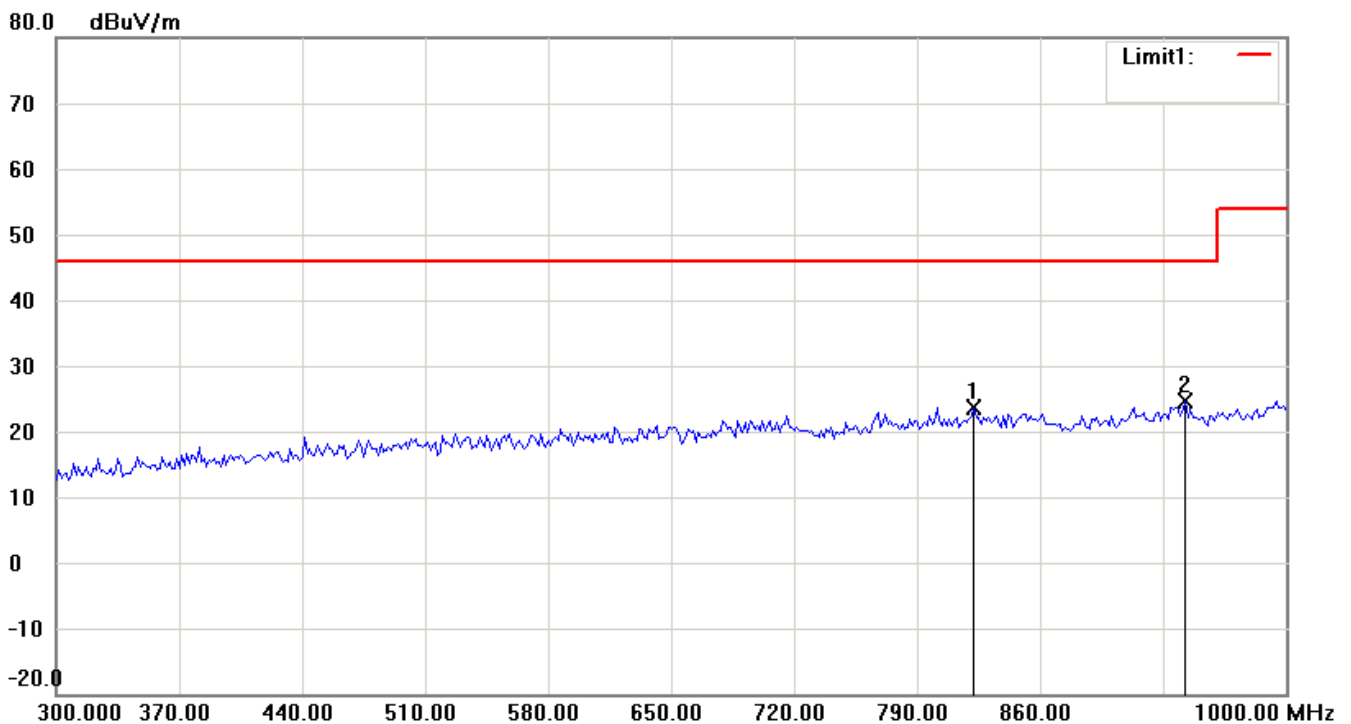
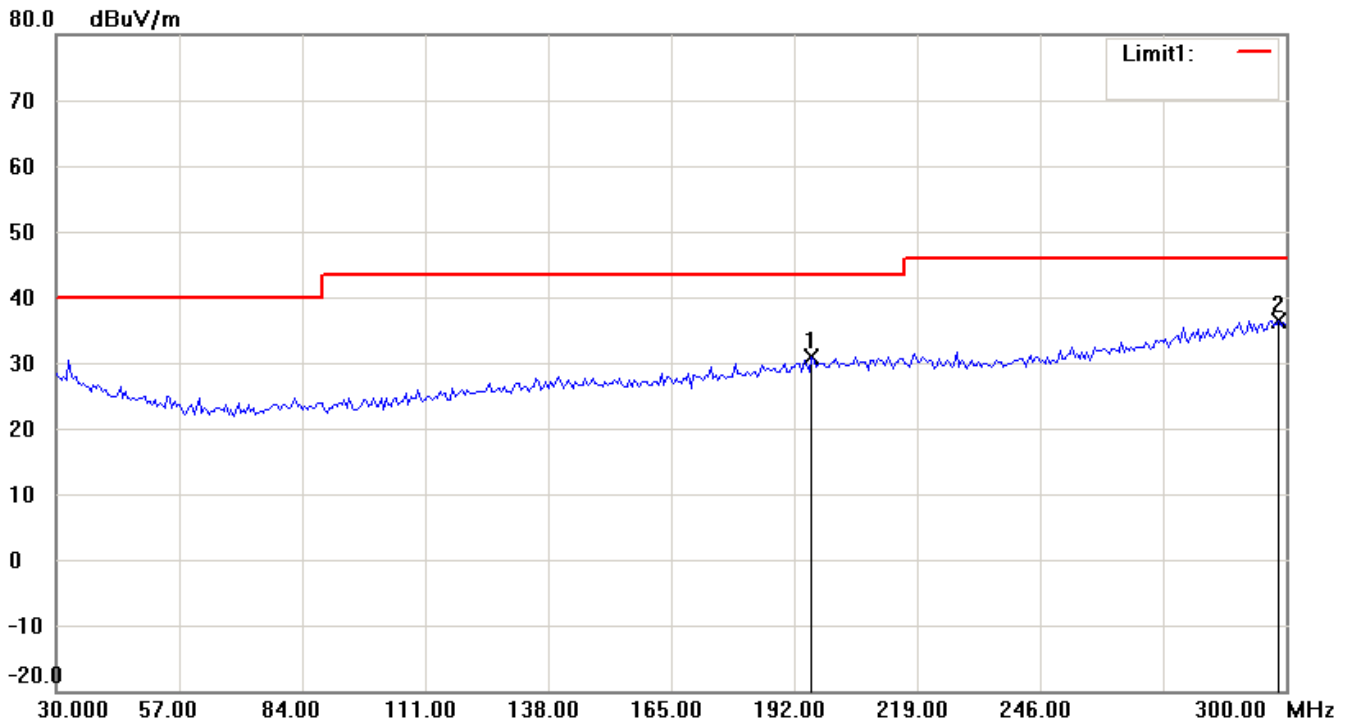
1. The attached measurement plots are preliminarily pre-scanned with peak detector for determining the final checking frequencies and are for reference only.
2. The some frequencies may exceed the limit line without the specified detectors, but that cannot present the results are failed to the specification of test standard.
3. For corrected test results are listed in the relevant table of radiated test data of this test report.



Registration number: W6M21102-11262-C-1-R

FCC ID: L9N-7880LC2

## Antenna Polarization V



Note: Up line: PK limit Down line: AVE limit

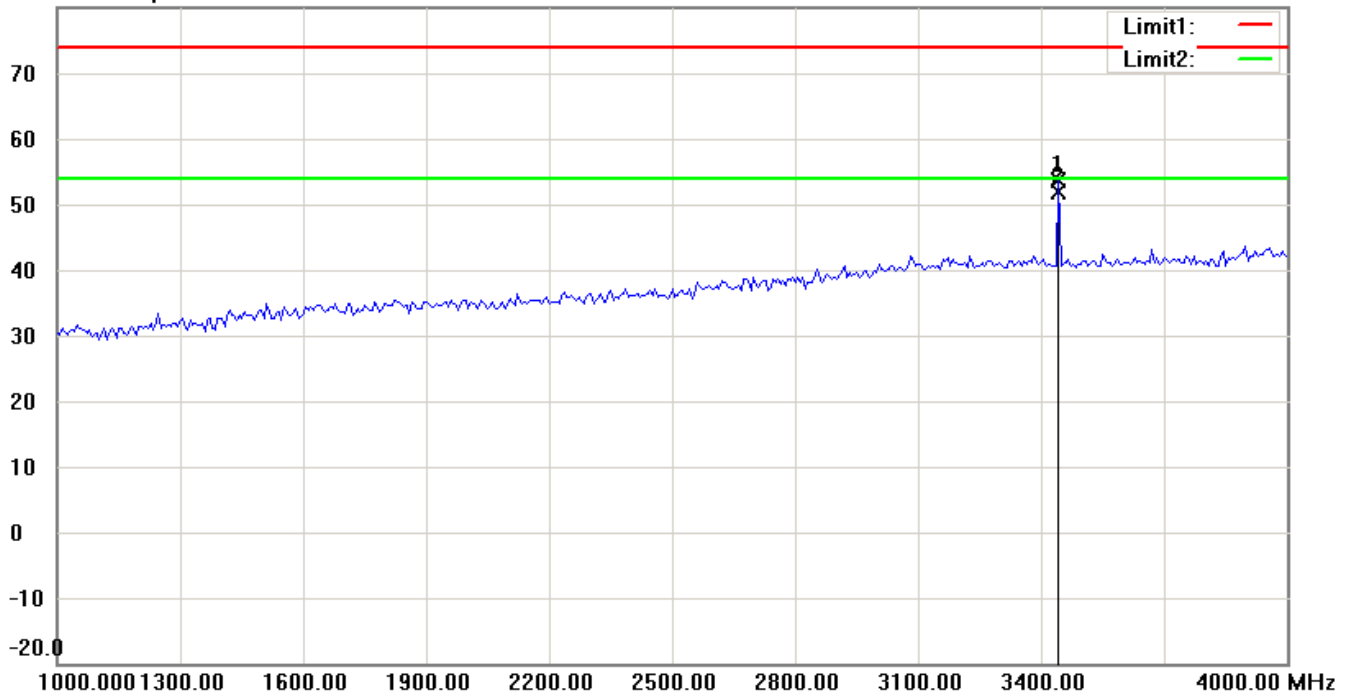
1. The attached measurement plots are preliminarily pre-scanned with peak detector for determining the final checking frequencies and are for reference only.
2. The some frequencies may exceed the limit line without the specified detectors, but that cannot present the results are failed to the specification of test standard.
3. For corrected test results are listed in the relevant table of radiated test data of this test report.



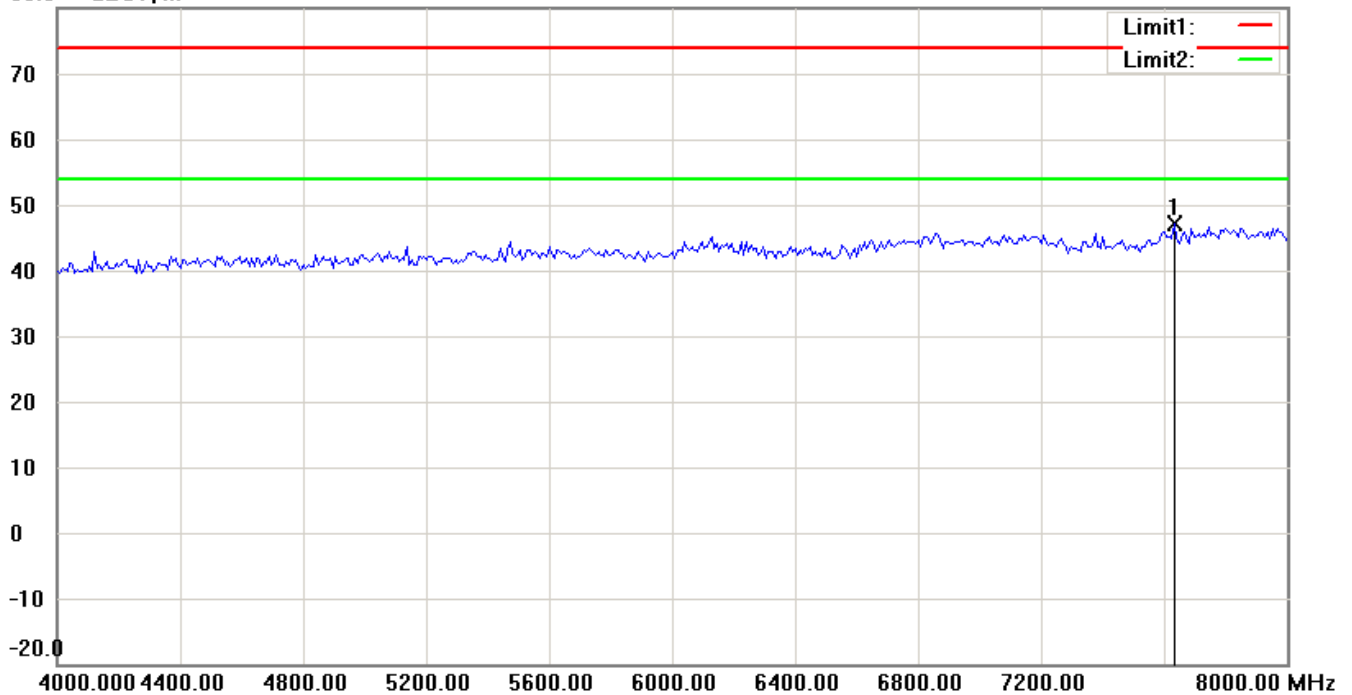
Registration number: W6M21102-11262-C-1-R

FCC ID: L9N-7880LC2

80.0 dBuV/m



80.0 dBuV/m



Note: Up line: PK limit Down line: AVE limit

1. The attached measurement plots are preliminarily pre-scanned with peak detector for determining the final checking frequencies and are for reference only.
2. The some frequencies may exceed the limit line without the specified detectors, but that cannot present the results are failed to the specification of test standard.
3. For corrected test results are listed in the relevant table of radiated test data of this test report.



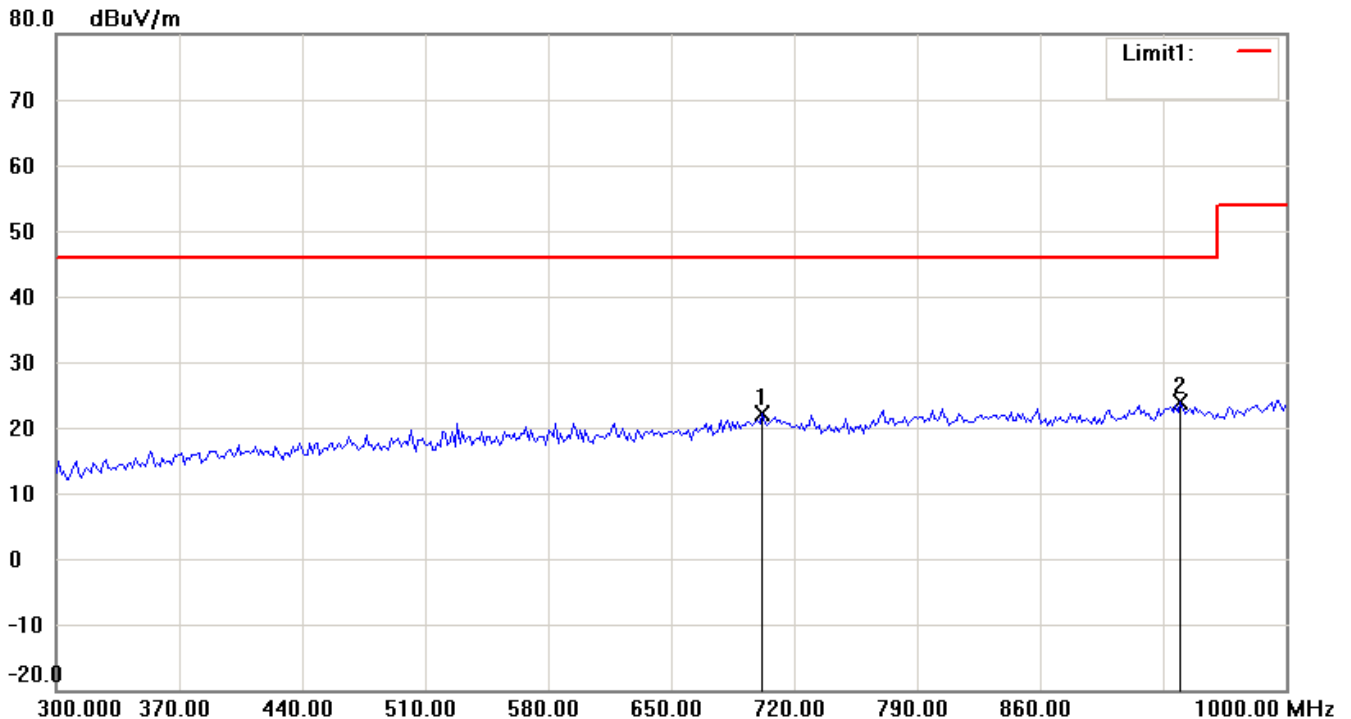
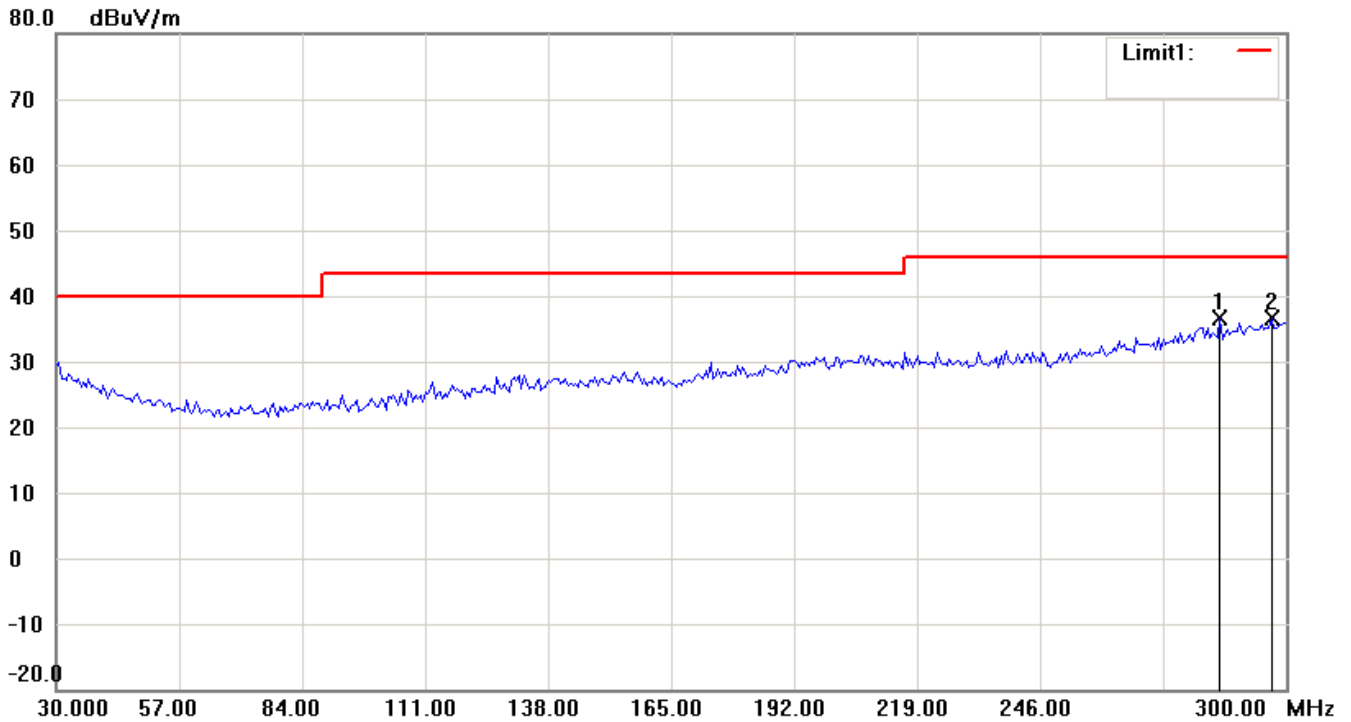
# Worldwide Testing Services(Taiwan) Co., Ltd.

Registration number: W6M21102-11262-C-1-R

FCC ID: L9N-7880LC2

12.5 kHz-450.025MHz

Antenna Polarization H



Note: Up line: PK limit Down line: AVE limit

1. The attached measurement plots are preliminarily pre-scanned with peak detector for determining the final checking frequencies and are for reference only.
2. The some frequencies may exceed the limit line without the specified detectors, but that cannot present the results are failed to the specification of test standard.
3. For corrected test results are listed in the relevant table of radiated test data of this test report.

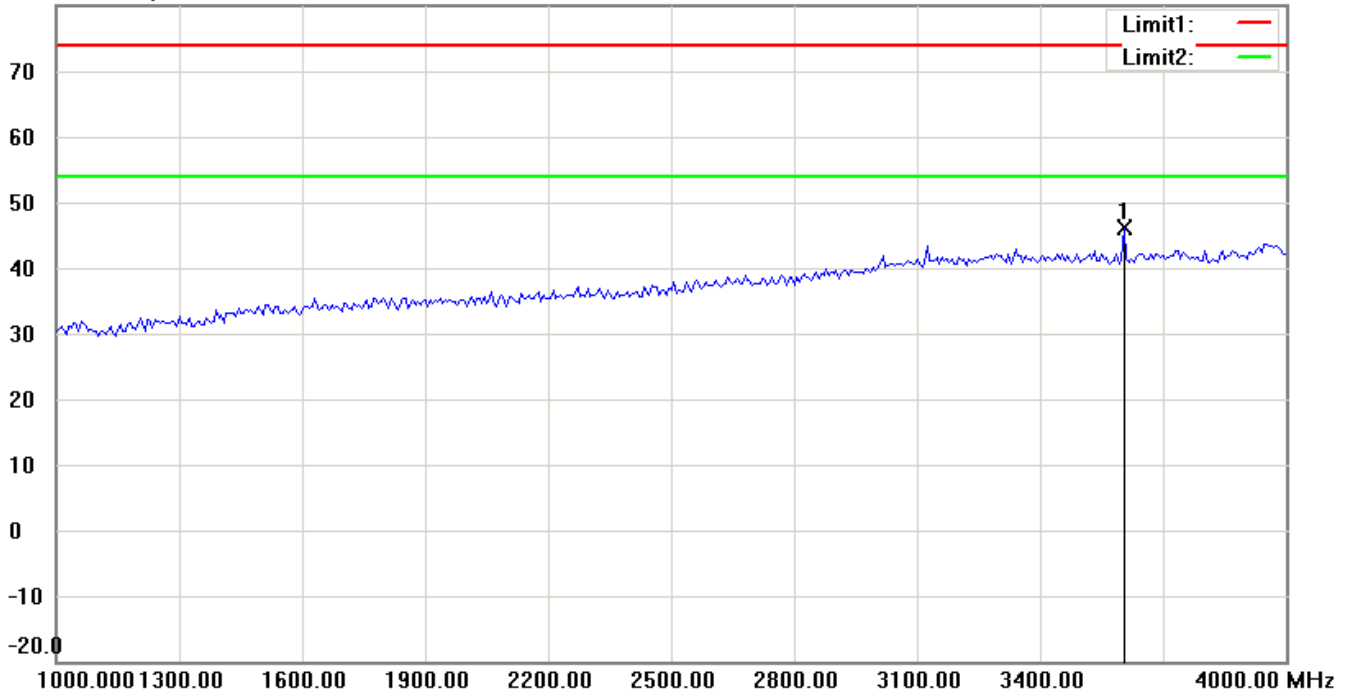


# Worldwide Testing Services(Taiwan) Co., Ltd.

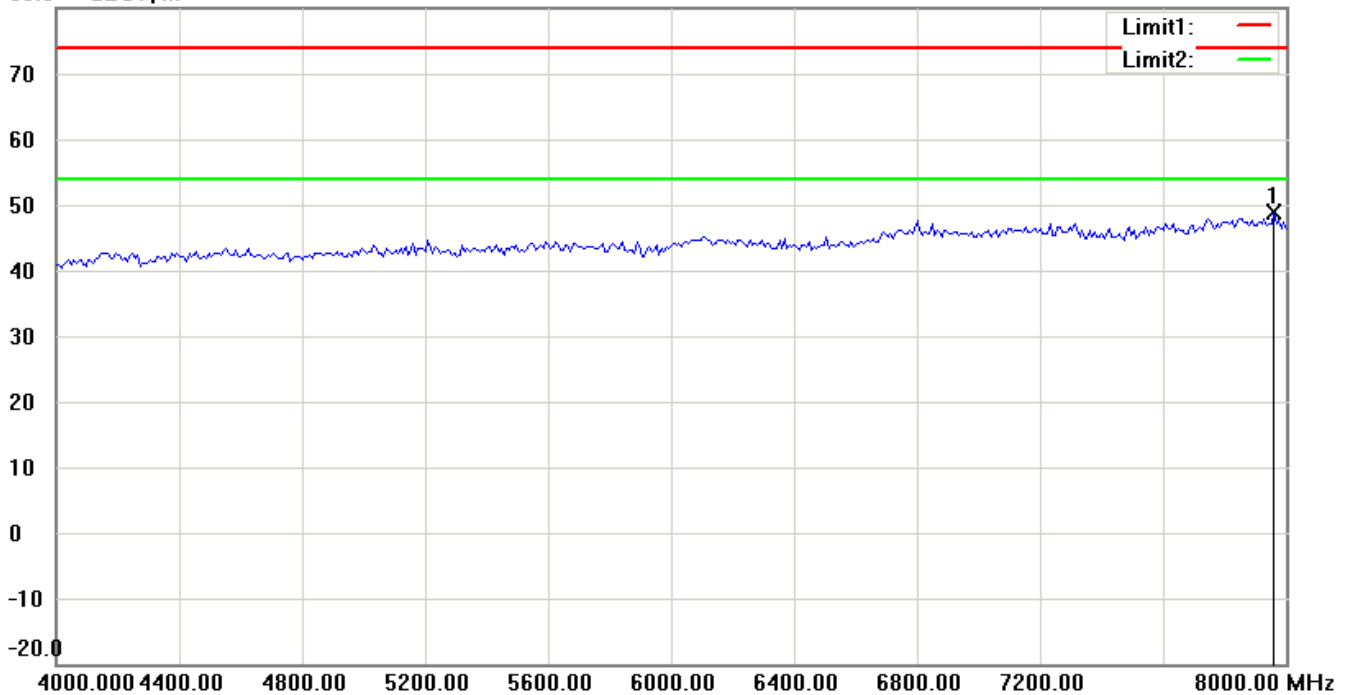
Registration number: W6M21102-11262-C-1-R

FCC ID: L9N-7880LC2

80.0 dBuV/m



80.0 dBuV/m



Note: Up line: PK limit Down line: AVE limit

1. The attached measurement plots are preliminarily pre-scanned with peak detector for determining the final checking frequencies and are for reference only.
2. The some frequencies may exceed the limit line without the specified detectors, but that cannot present the results are failed to the specification of test standard.
3. For corrected test results are listed in the relevant table of radiated test data of this test report.

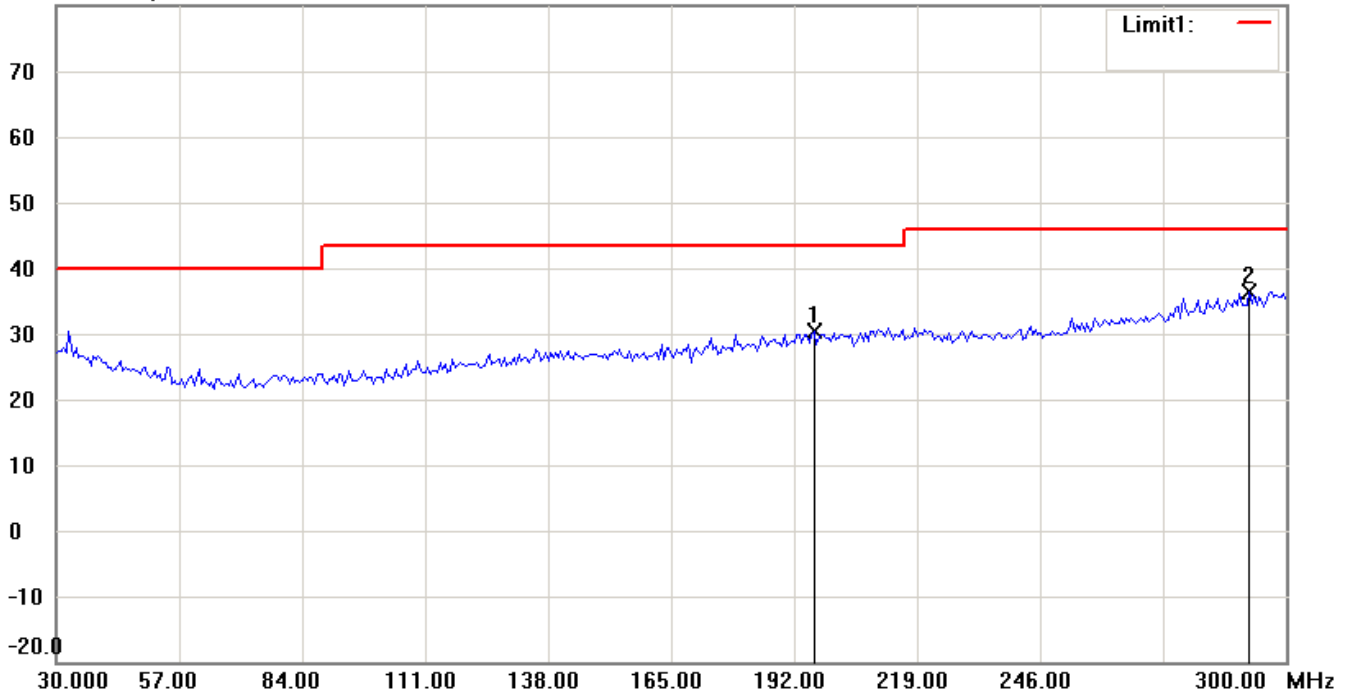


Registration number: W6M21102-11262-C-1-R

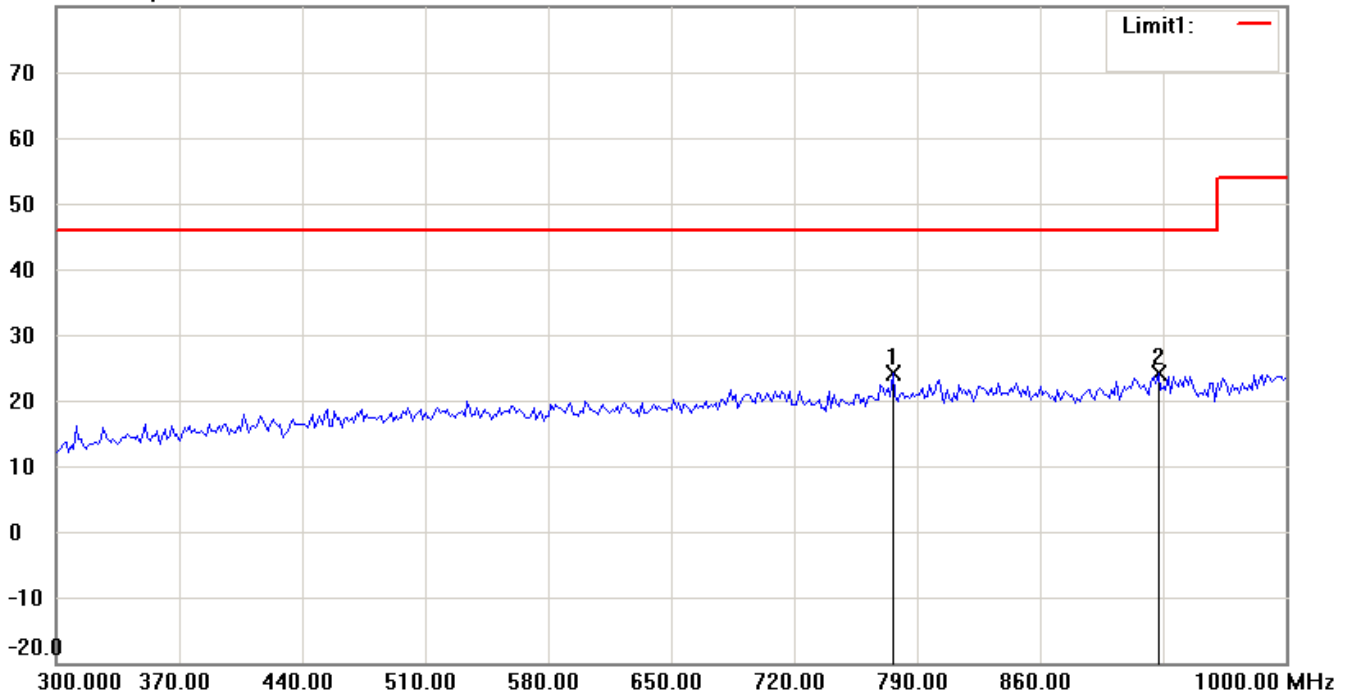
FCC ID: L9N-7880LC2

## Antenna Polarization V

80.0 dBuV/m



80.0 dBuV/m



Note: Up line: PK limit Down line: AVE limit

1. The attached measurement plots are preliminarily pre-scanned with peak detector for determining the final checking frequencies and are for reference only.
2. The some frequencies may exceed the limit line without the specified detectors, but that cannot present the results are failed to the specification of test standard.
3. For corrected test results are listed in the relevant table of radiated test data of this test report.

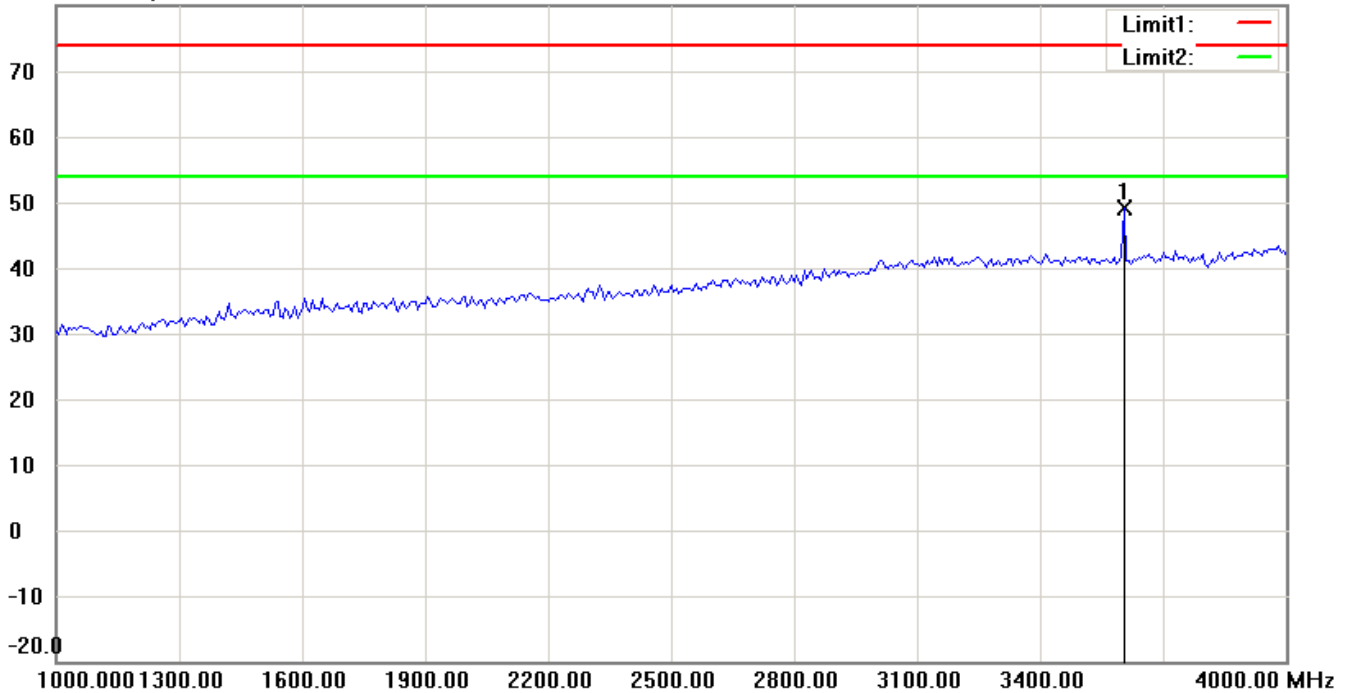




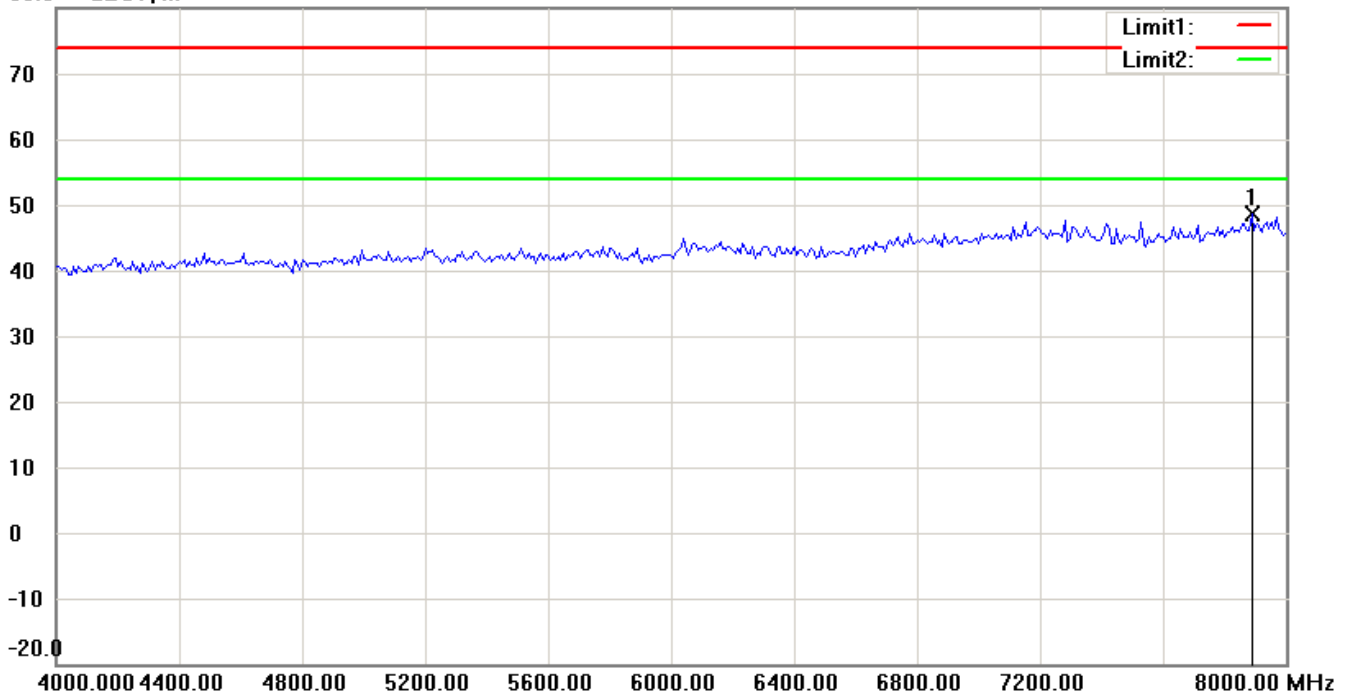
Registration number: W6M21102-11262-C-1-R

FCC ID: L9N-7880LC2

80.0 dBuV/m



80.0 dBuV/m



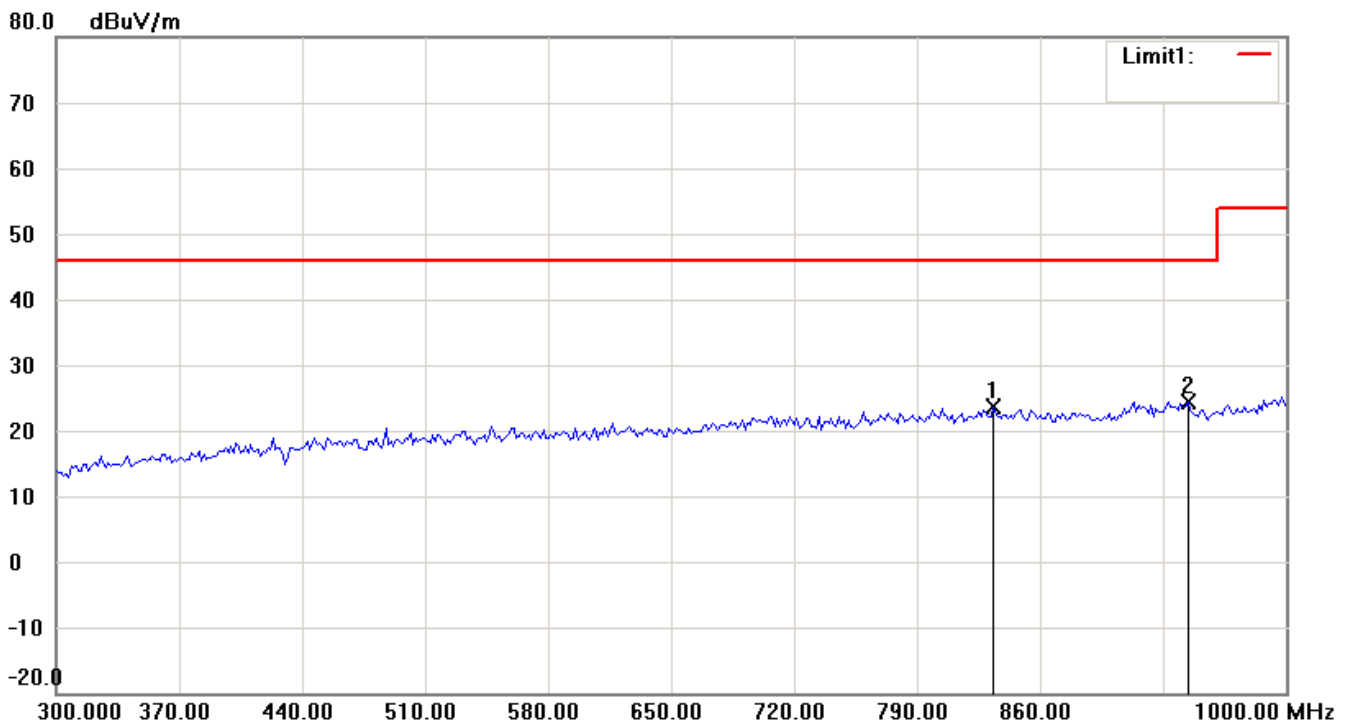
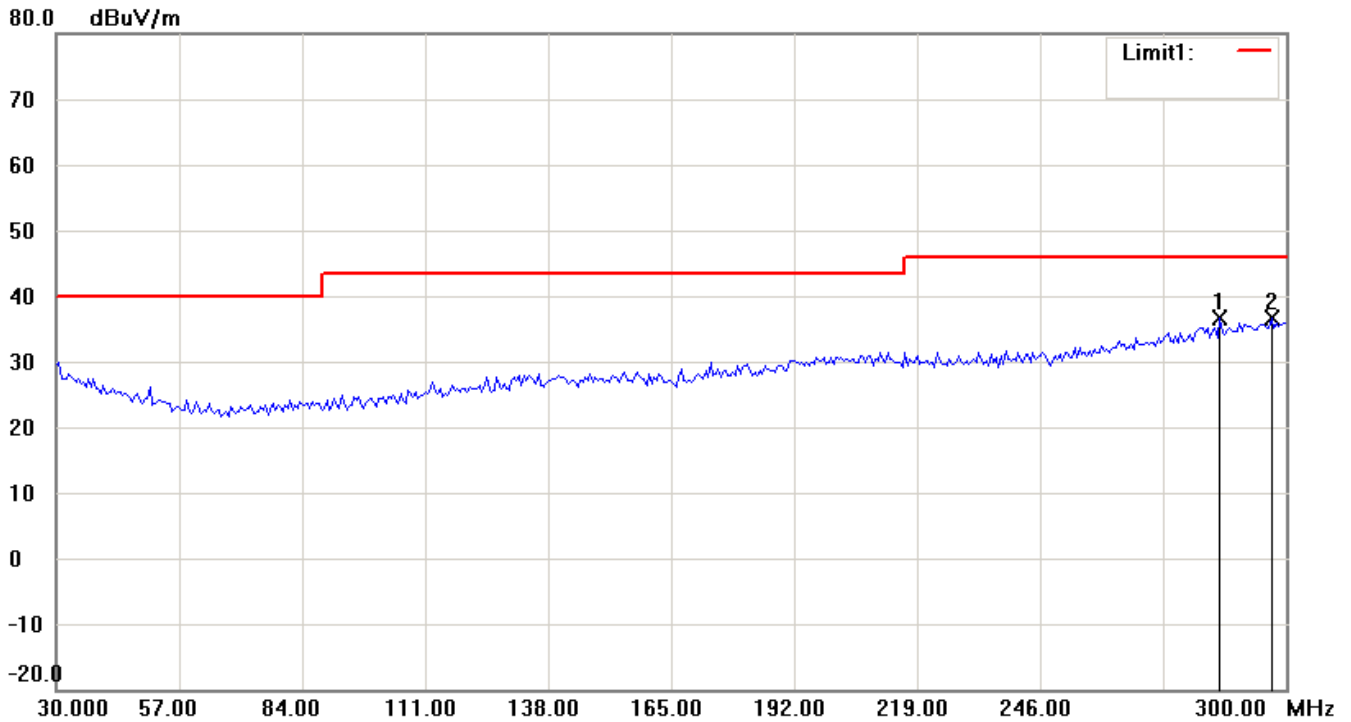
Note: Up line: PK limit Down line: AVE limit

1. The attached measurement plots are preliminarily pre-scanned with peak detector for determining the final checking frequencies and are for reference only.
2. The some frequencies may exceed the limit line without the specified detectors, but that cannot present the results are failed to the specification of test standard.
3. For corrected test results are listed in the relevant table of radiated test data of this test report.



# Worldwide Testing Services(Taiwan) Co., Ltd.

Registration number: W6M21102-11262-C-1-R  
FCC ID: L9N-7880LC2  
12.5 kHz-460 MHz  
Antenna Polarization H



Note: Up line: PK limit Down line: AVE limit

1. The attached measurement plots are preliminarily pre-scanned with peak detector for determining the final checking frequencies and are for reference only.
2. The some frequencies may exceed the limit line without the specified detectors, but that cannot present the results are failed to the specification of test standard.
3. For corrected test results are listed in the relevant table of radiated test data of this test report.

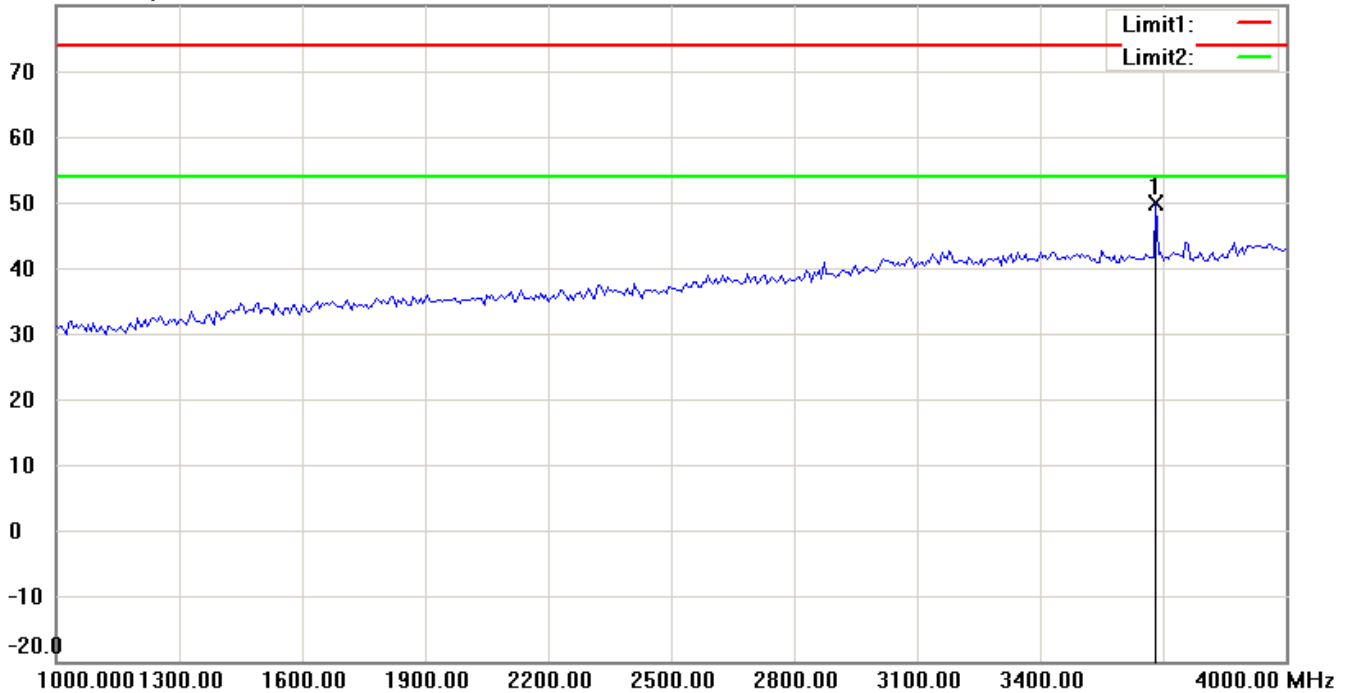


# Worldwide Testing Services(Taiwan) Co., Ltd.

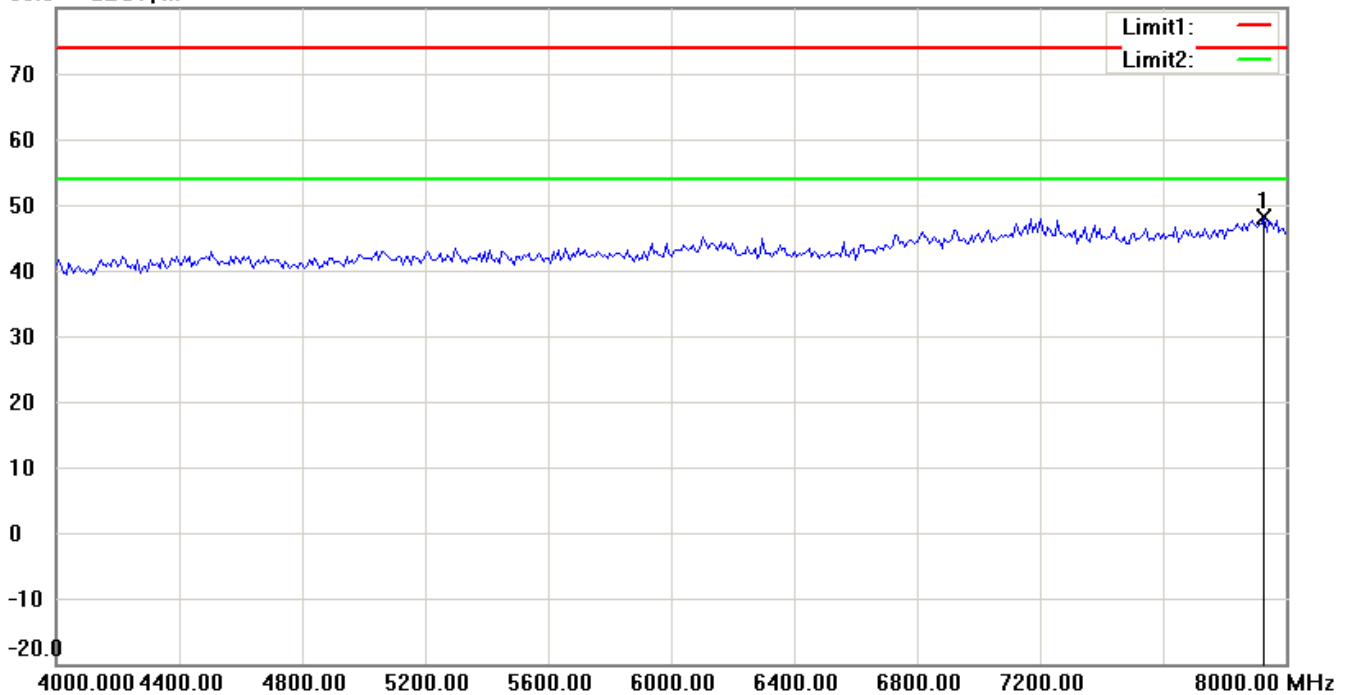
Registration number: W6M21102-11262-C-1-R

FCC ID: L9N-7880LC2

80.0 dBuV/m



80.0 dBuV/m



Note: Up line: PK limit Down line: AVE limit

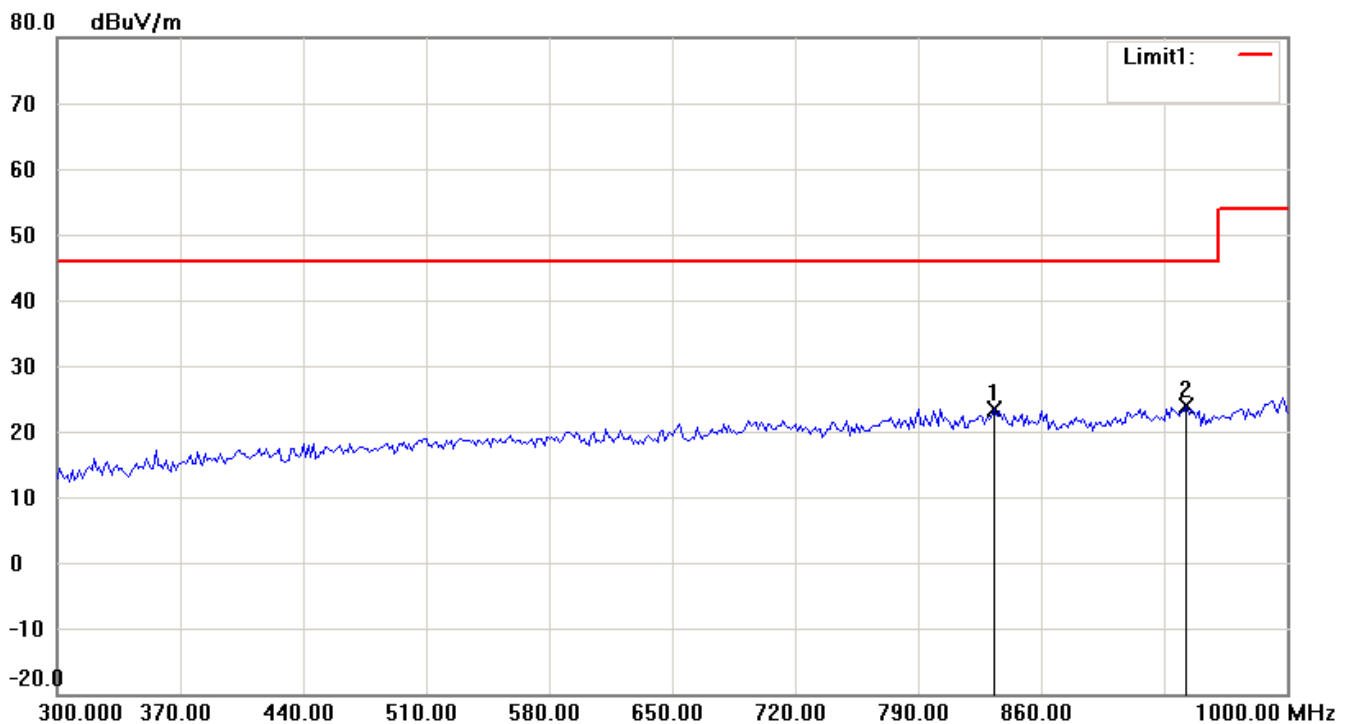
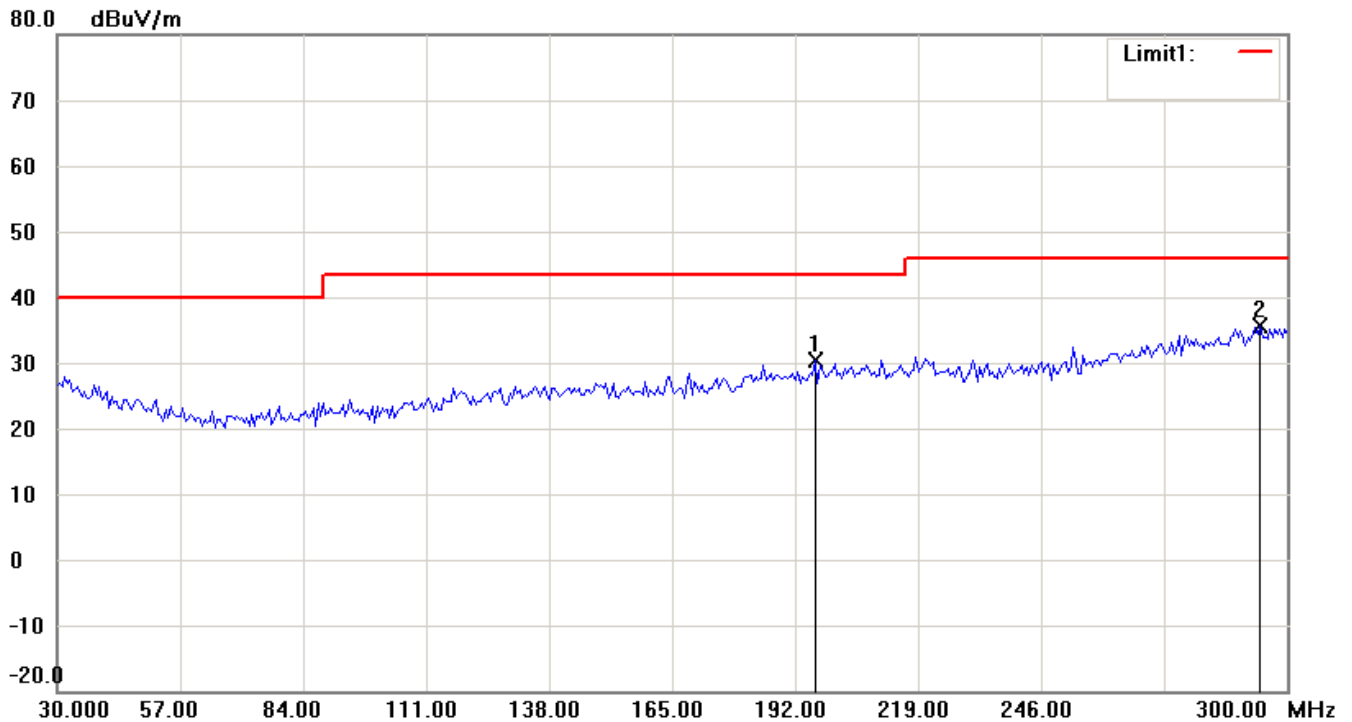
1. The attached measurement plots are preliminarily pre-scanned with peak detector for determining the final checking frequencies and are for reference only.
2. The some frequencies may exceed the limit line without the specified detectors, but that cannot present the results are failed to the specification of test standard.
3. For corrected test results are listed in the relevant table of radiated test data of this test report.



Registration number: W6M21102-11262-C-1-R

FCC ID: L9N-7880LC2

## Antenna Polarization V



Note: Up line: PK limit Down line: AVE limit

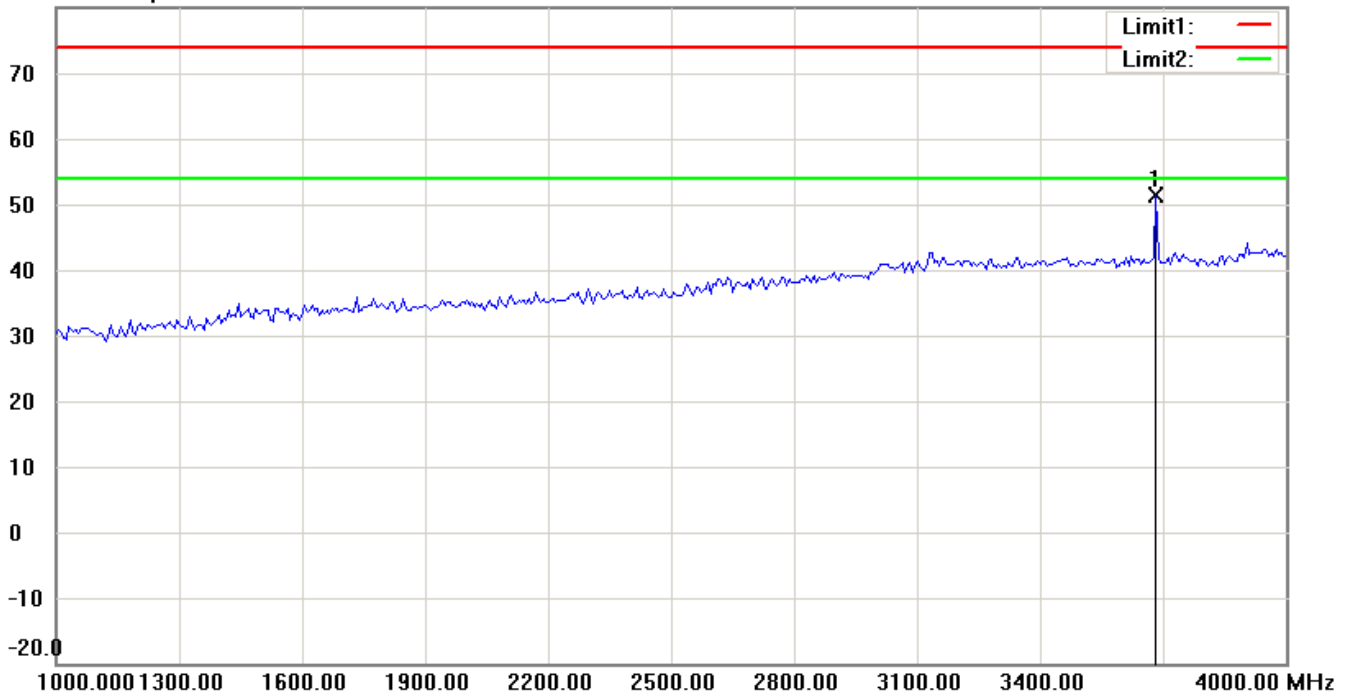
1. The attached measurement plots are preliminarily pre-scanned with peak detector for determining the final checking frequencies and are for reference only.
2. The some frequencies may exceed the limit line without the specified detectors, but that cannot present the results are failed to the specification of test standard.
3. For corrected test results are listed in the relevant table of radiated test data of this test report.



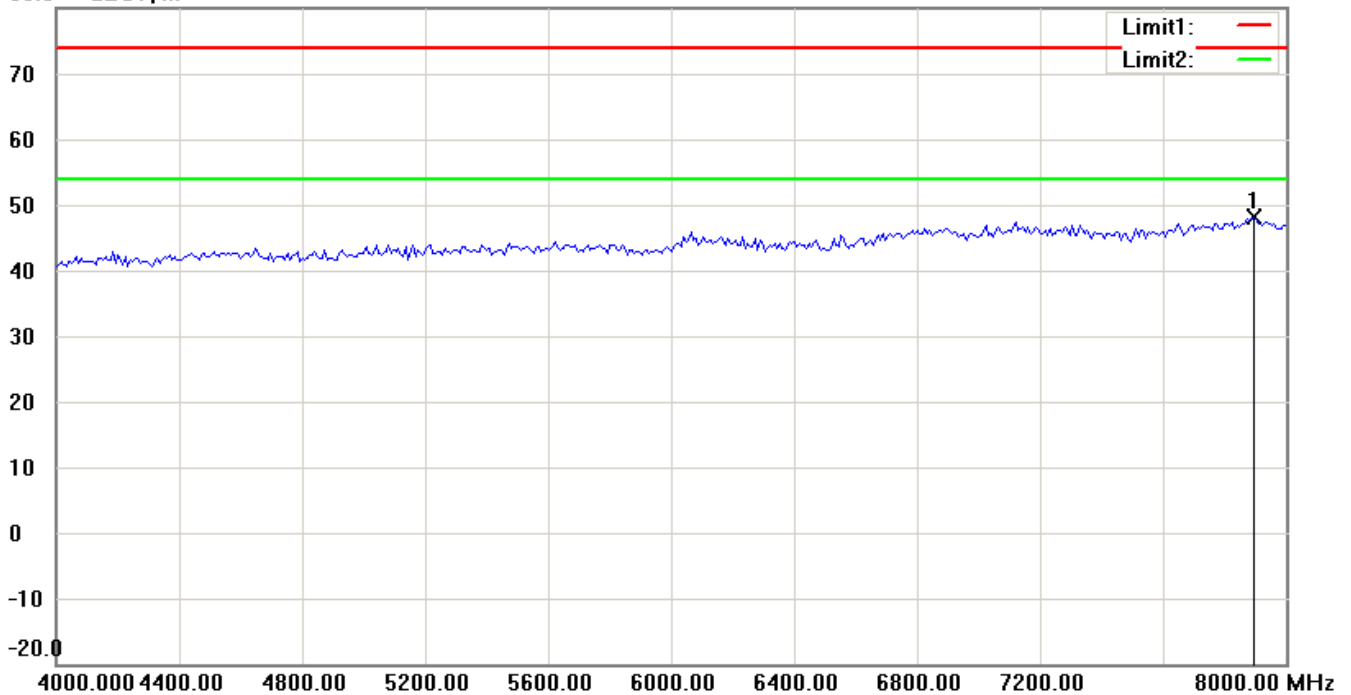
Registration number: W6M21102-11262-C-1-R

FCC ID: L9N-7880LC2

80.0 dBuV/m



80.0 dBuV/m



Note: Up line: PK limit Down line: AVE limit

1. The attached measurement plots are preliminarily pre-scanned with peak detector for determining the final checking frequencies and are for reference only.
2. The some frequencies may exceed the limit line without the specified detectors, but that cannot present the results are failed to the specification of test standard.
3. For corrected test results are listed in the relevant table of radiated test data of this test report.



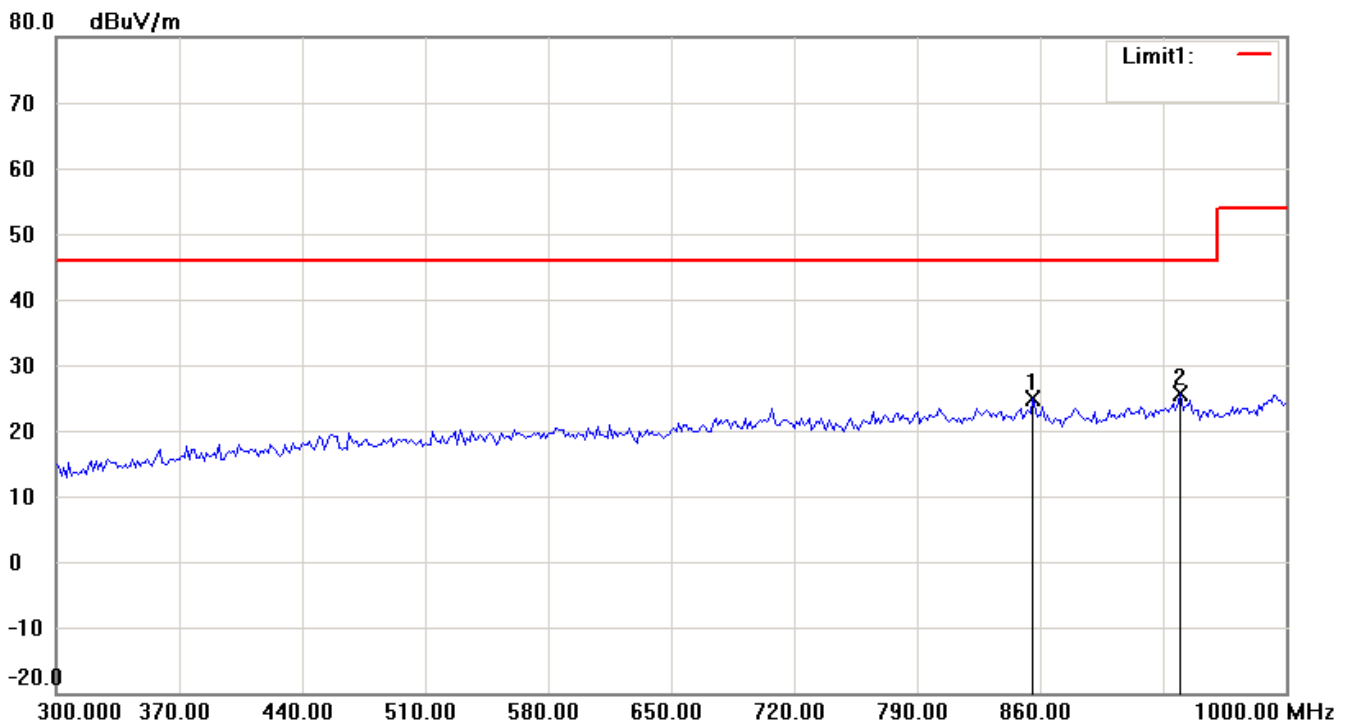
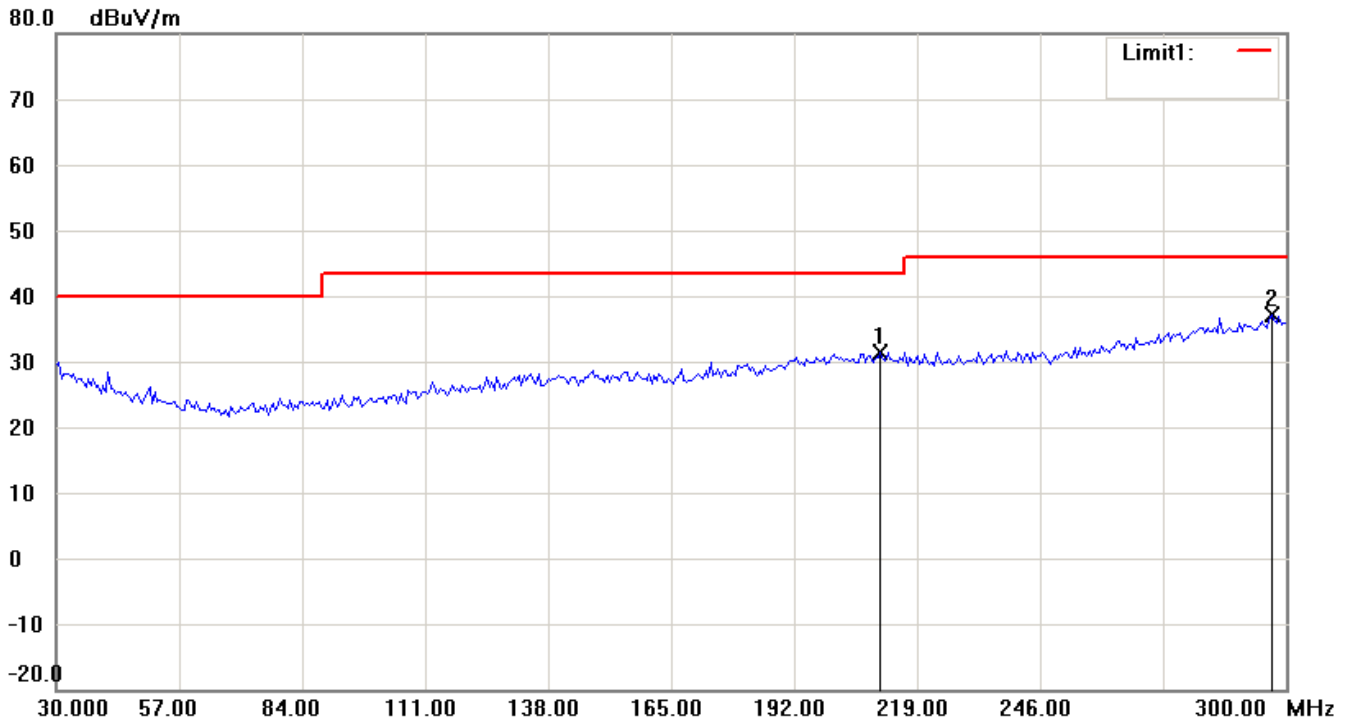
# Worldwide Testing Services(Taiwan) Co., Ltd.

Registration number: W6M21102-11262-C-1-R

FCC ID: L9N-7880LC2

12.5 kHz-469.975 MHz

Antenna Polarization H



Note: Up line: PK limit Down line: AVE limit

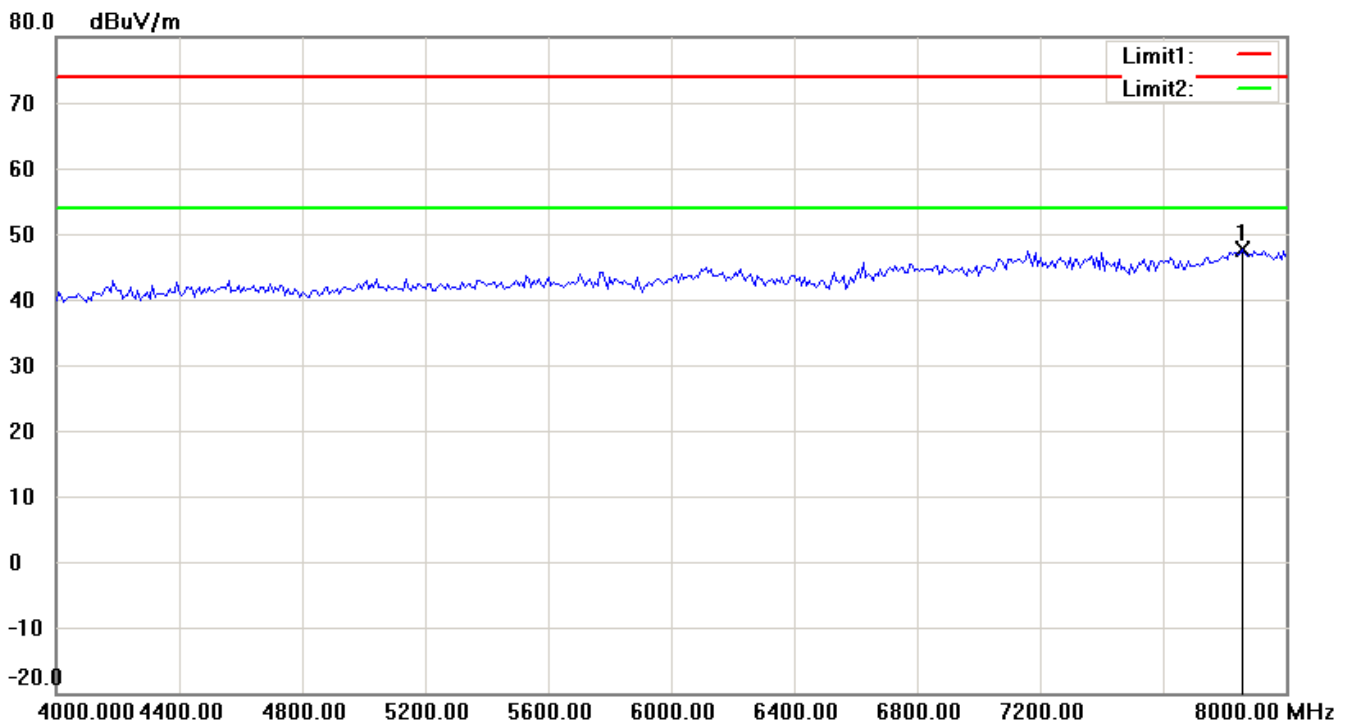
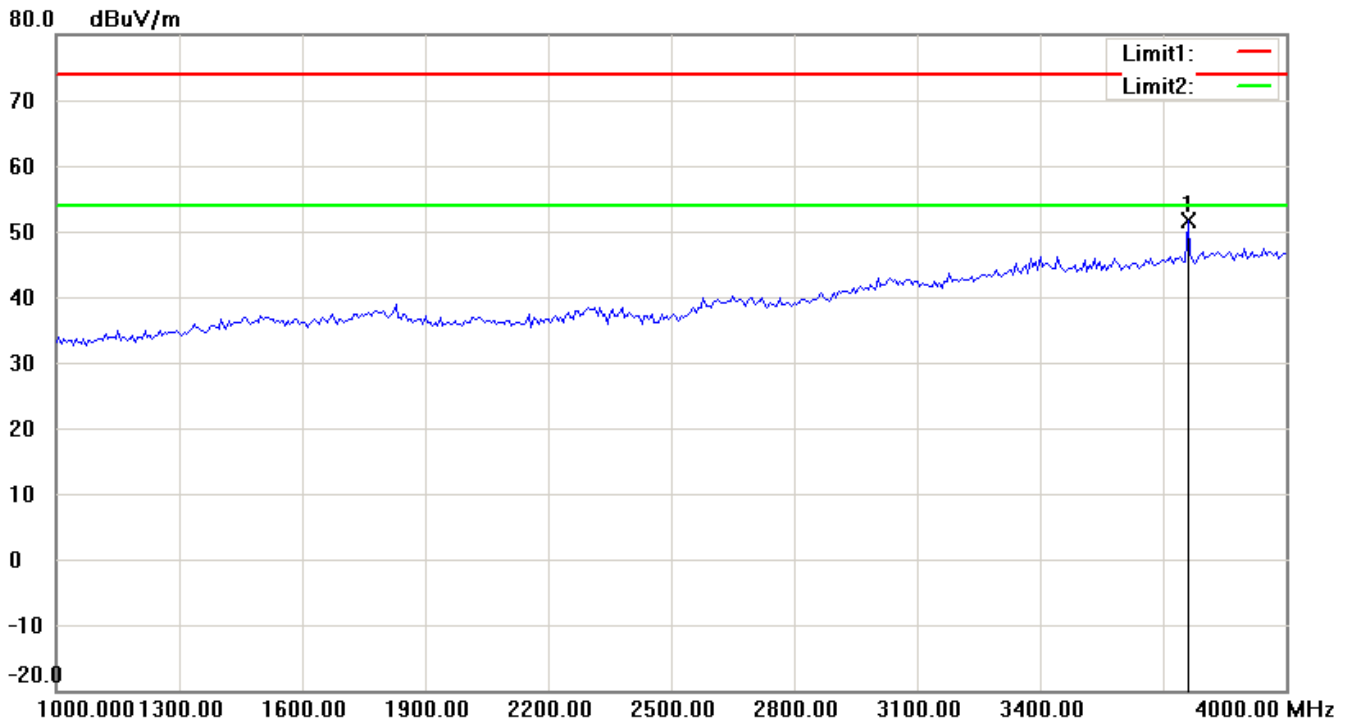
1. The attached measurement plots are preliminarily pre-scanned with peak detector for determining the final checking frequencies and are for reference only.
2. The some frequencies may exceed the limit line without the specified detectors, but that cannot present the results are failed to the specification of test standard.
3. For corrected test results are listed in the relevant table of radiated test data of this test report.



# Worldwide Testing Services(Taiwan) Co., Ltd.


Registration number: W6M21102-11262-C-1-R

FCC ID: L9N-7880LC2



Note: Up line: PK limit Down line: AVE limit

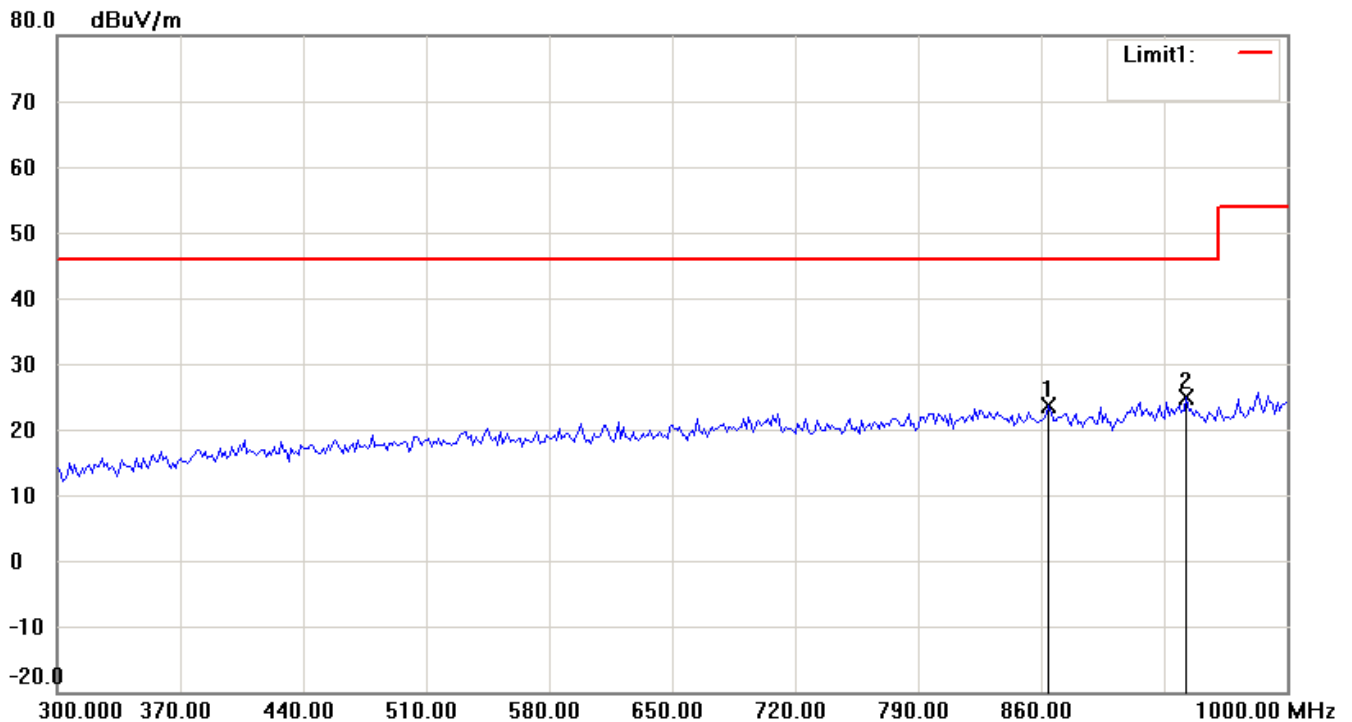
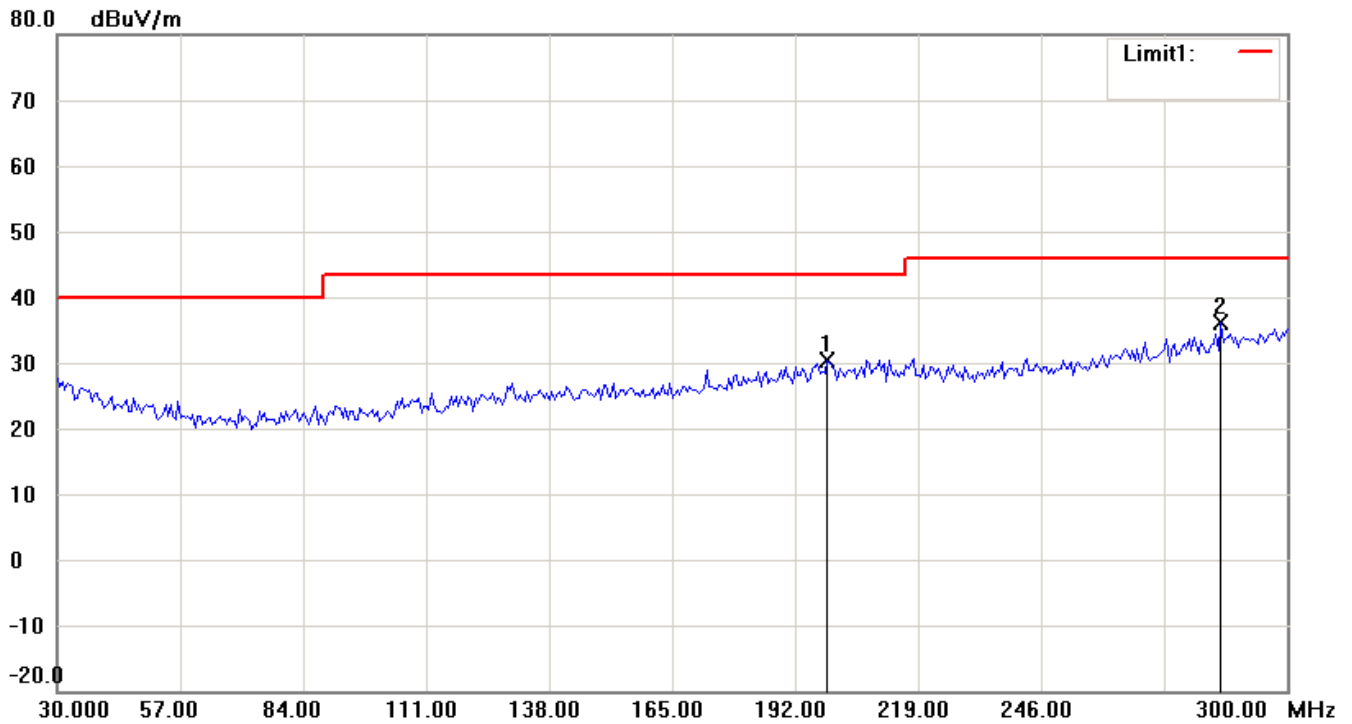
1. The attached measurement plots are preliminarily pre-scanned with peak detector for determining the final checking frequencies and are for reference only.
2. The some frequencies may exceed the limit line without the specified detectors, but that cannot present the results are failed to the specification of test standard.
3. For corrected test results are listed in the relevant table of radiated test data of this test report.



Registration number: W6M21102-11262-C-1-R

FCC ID: L9N-7880LC2

## Antenna Polarization V



Note: Up line: PK limit Down line: AVE limit

1. The attached measurement plots are preliminarily pre-scanned with peak detector for determining the final checking frequencies and are for reference only.
2. The some frequencies may exceed the limit line without the specified detectors, but that cannot present the results are failed to the specification of test standard.
3. For corrected test results are listed in the relevant table of radiated test data of this test report.

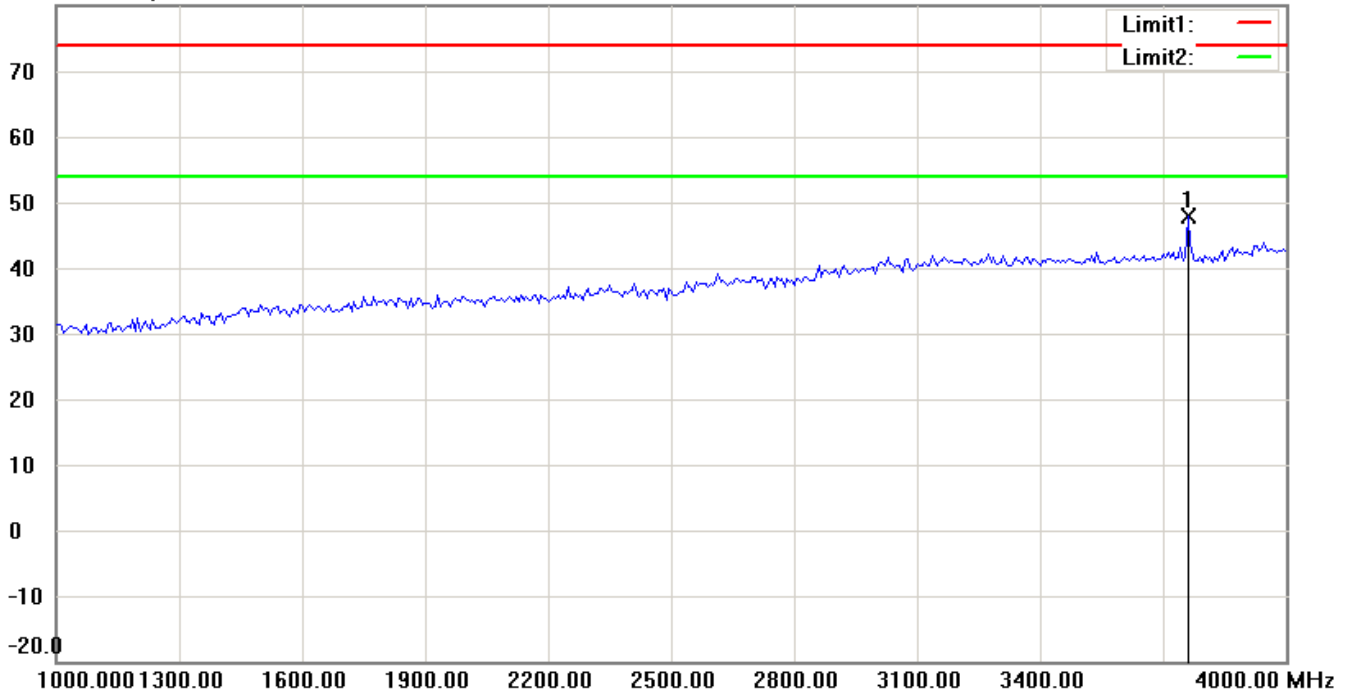




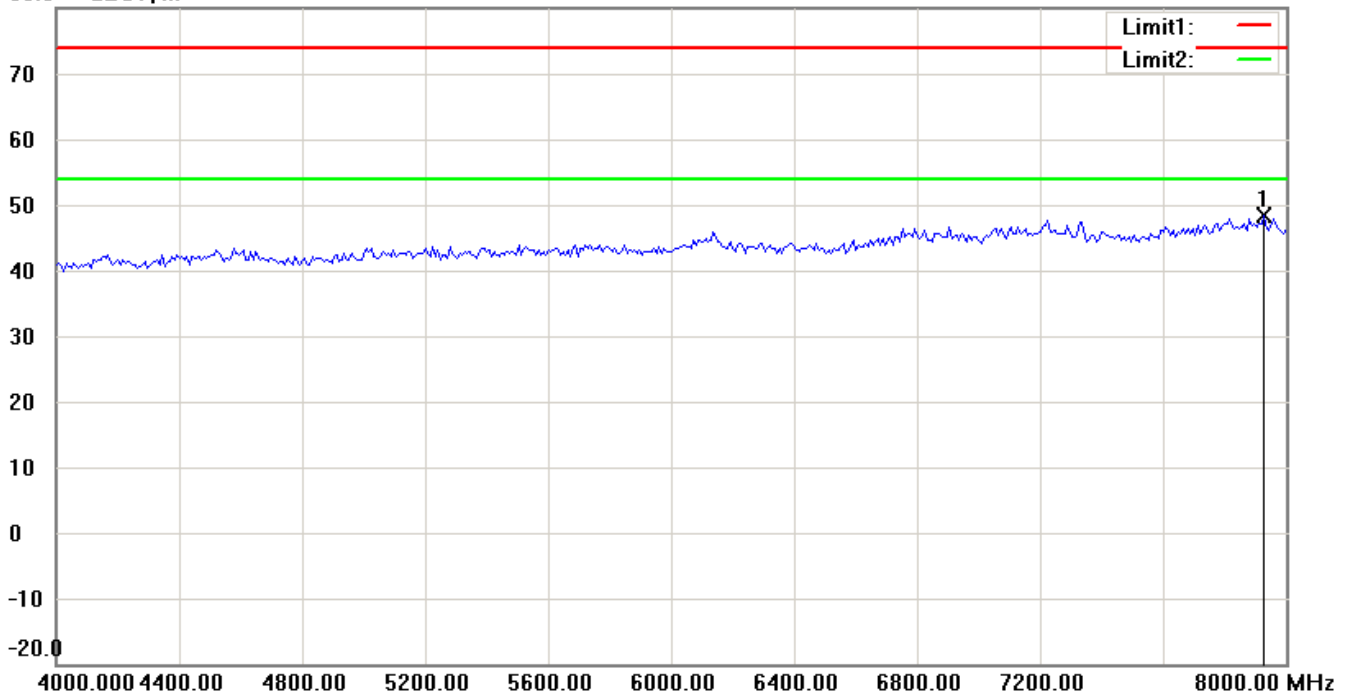
Registration number: W6M21102-11262-C-1-R

FCC ID: L9N-7880LC2

80.0 dBuV/m



80.0 dBuV/m



Note: Up line: PK limit Down line: AVE limit

1. The attached measurement plots are preliminarily pre-scanned with peak detector for determining the final checking frequencies and are for reference only.
2. The some frequencies may exceed the limit line without the specified detectors, but that cannot present the results are failed to the specification of test standard.
3. For corrected test results are listed in the relevant table of radiated test data of this test report.

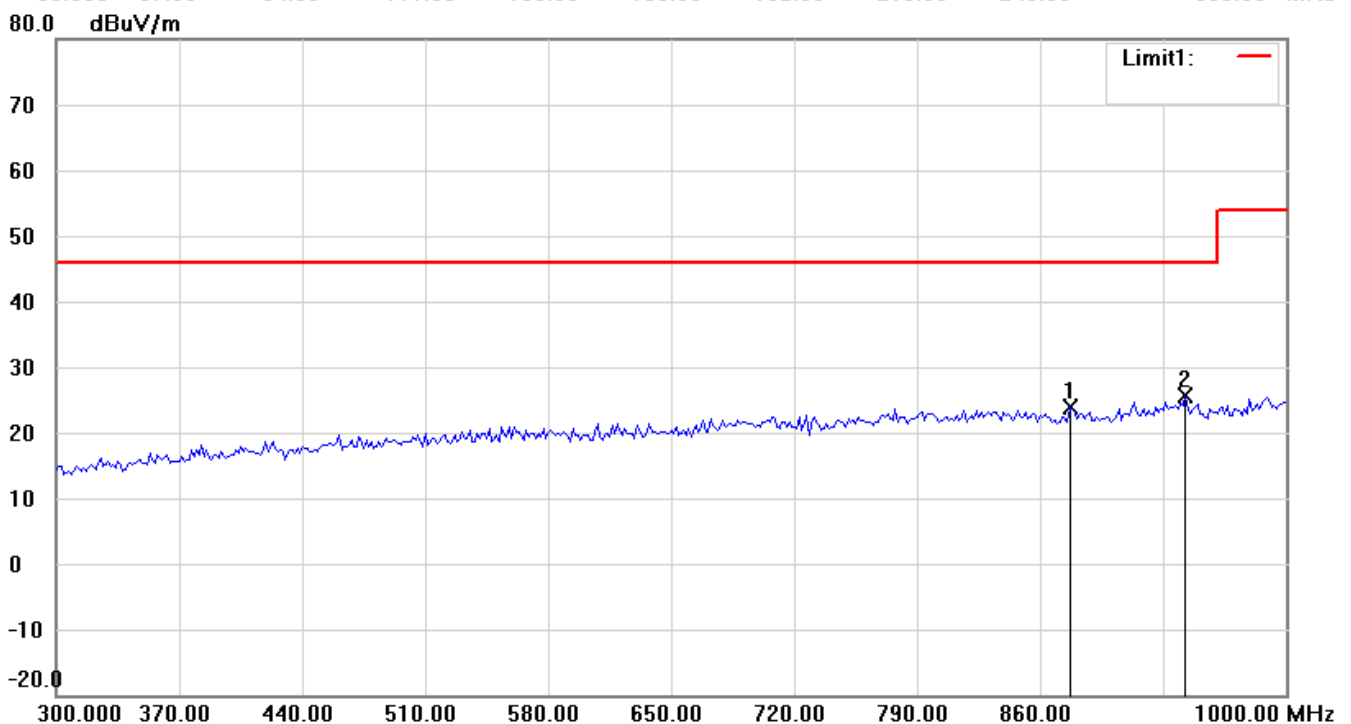
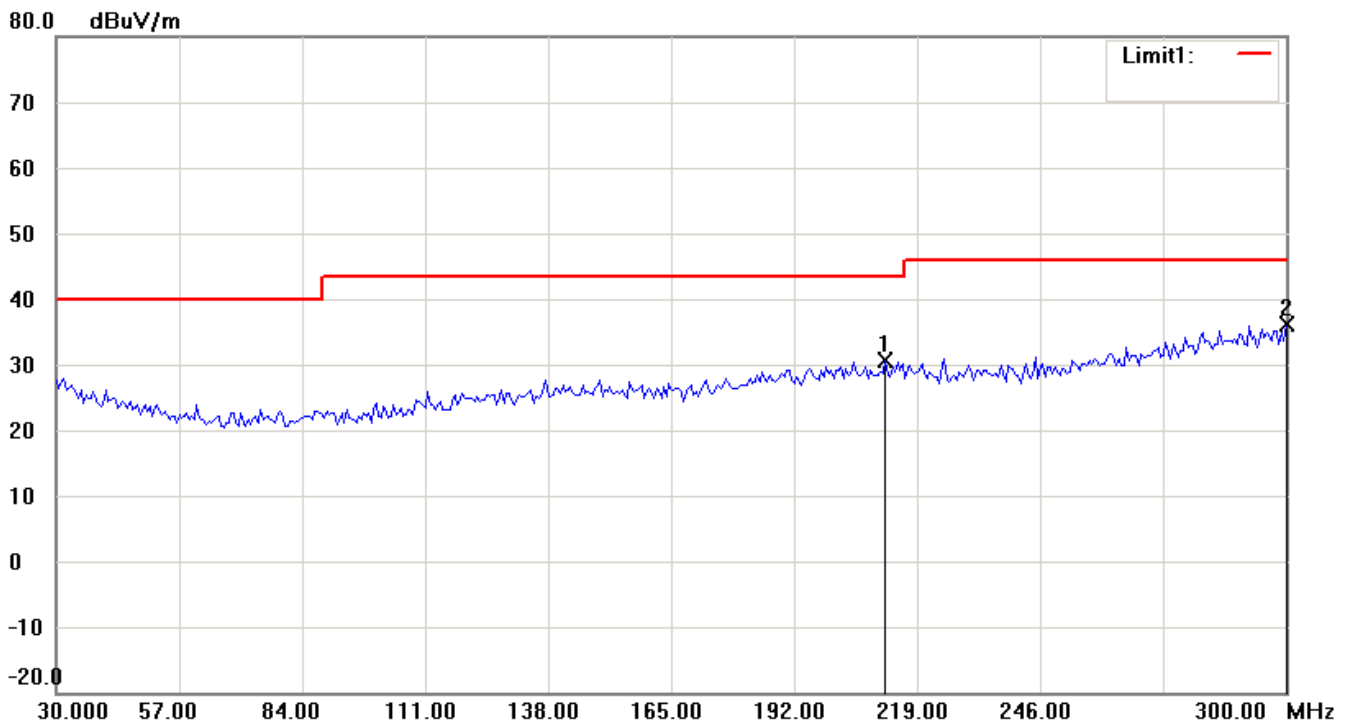


Registration number: W6M21102-11262-C-1-R

FCC ID: L9N-7880LC2

25 kHz-406.125 MHz

Antenna Polarization H



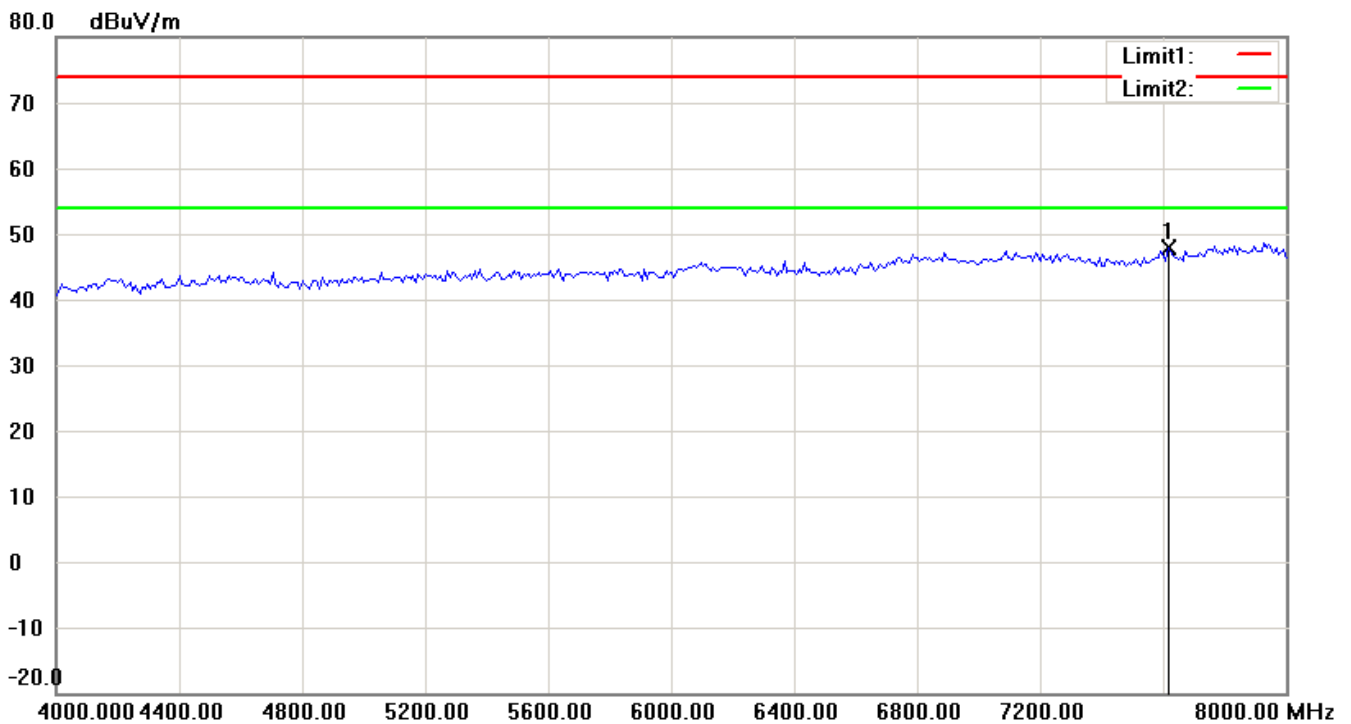
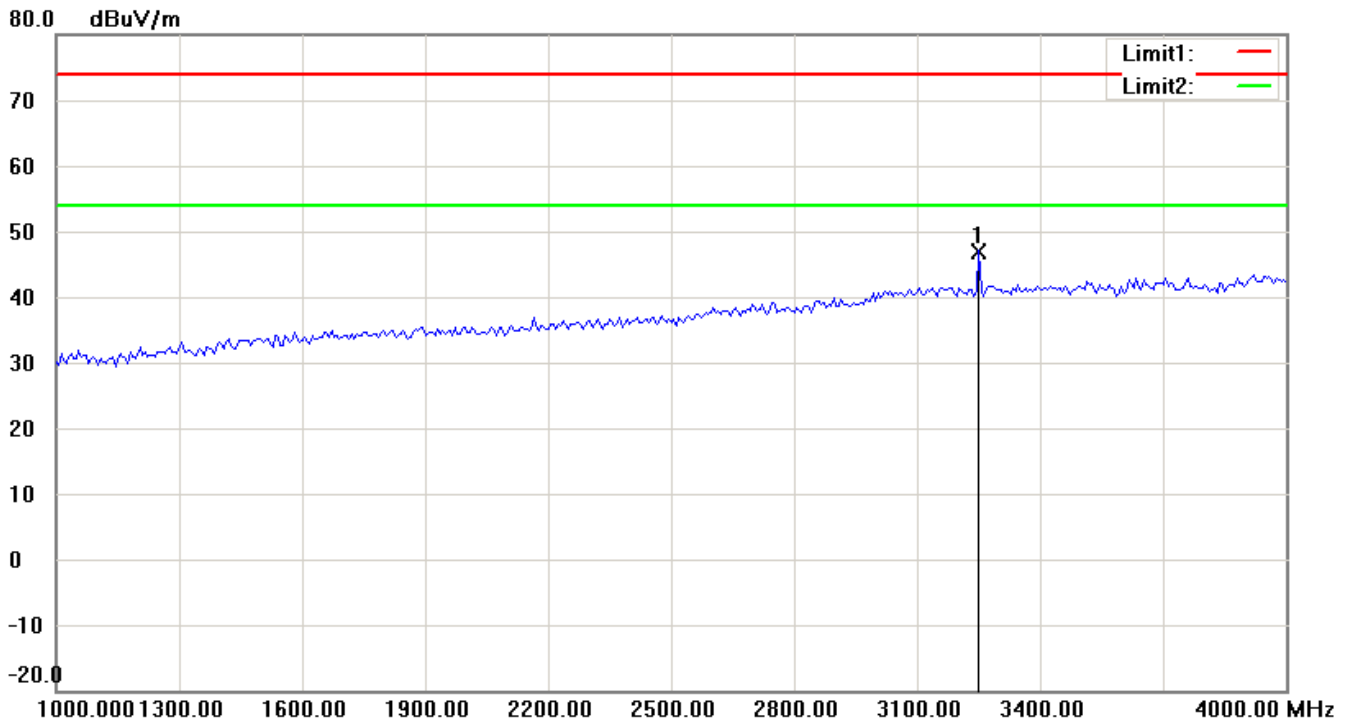
Note: Up line: PK limit Down line: AVE limit

1. The attached measurement plots are preliminarily pre-scanned with peak detector for determining the final checking frequencies and are for reference only.
2. The some frequencies may exceed the limit line without the specified detectors, but that cannot present the results are failed to the specification of test standard.
3. For corrected test results are listed in the relevant table of radiated test data of this test report.



Registration number: W6M21102-11262-C-1-R

FCC ID: L9N-7880LC2



Note: Up line: PK limit Down line: AVE limit

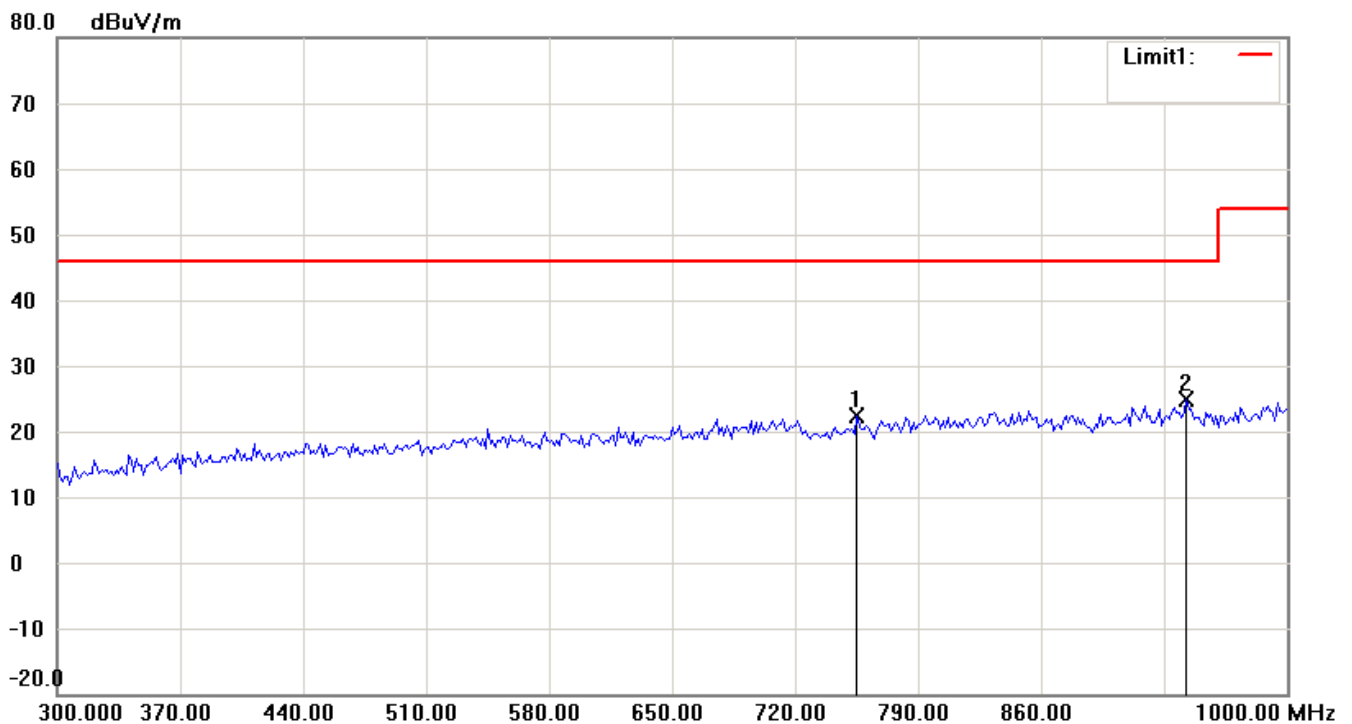
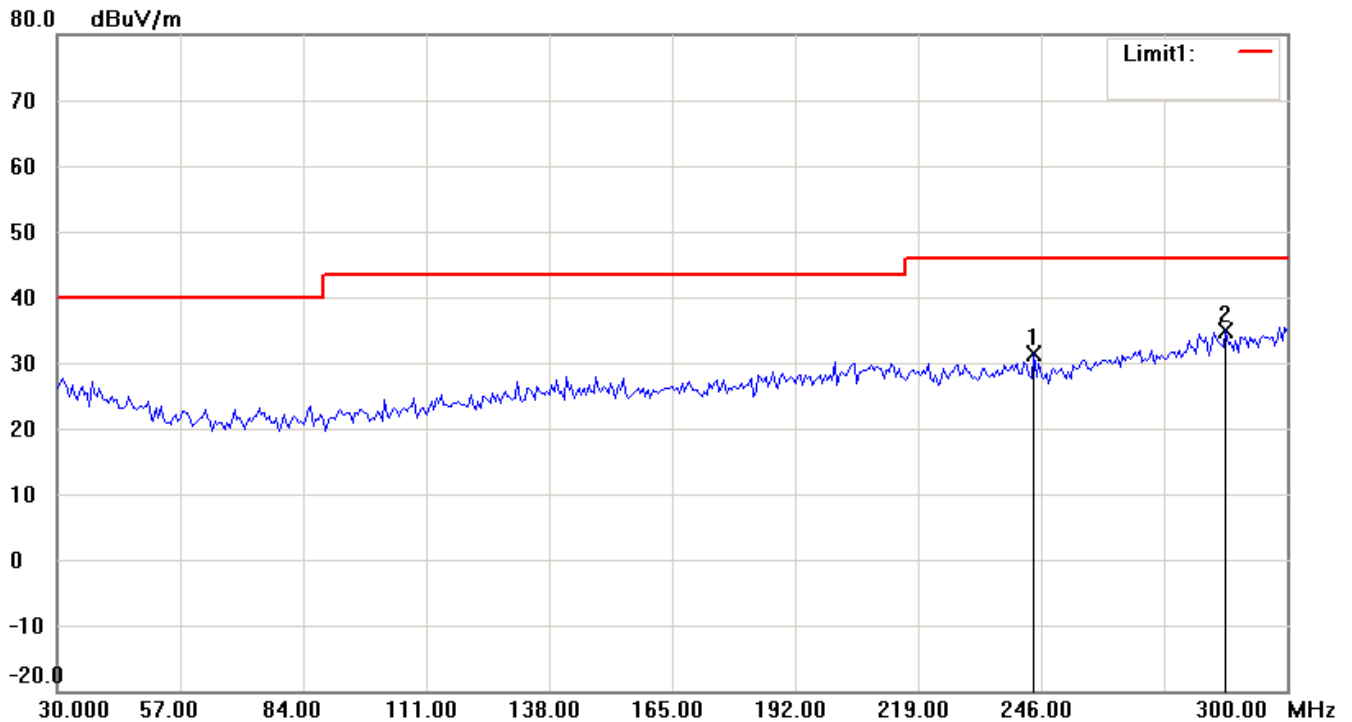
1. The attached measurement plots are preliminarily pre-scanned with peak detector for determining the final checking frequencies and are for reference only.
2. The some frequencies may exceed the limit line without the specified detectors, but that cannot present the results are failed to the specification of test standard.
3. For corrected test results are listed in the relevant table of radiated test data of this test report.



Registration number: W6M21102-11262-C-1-R

FCC ID: L9N-7880LC2

## Antenna Polarization V



Note: Up line: PK limit Down line: AVE limit

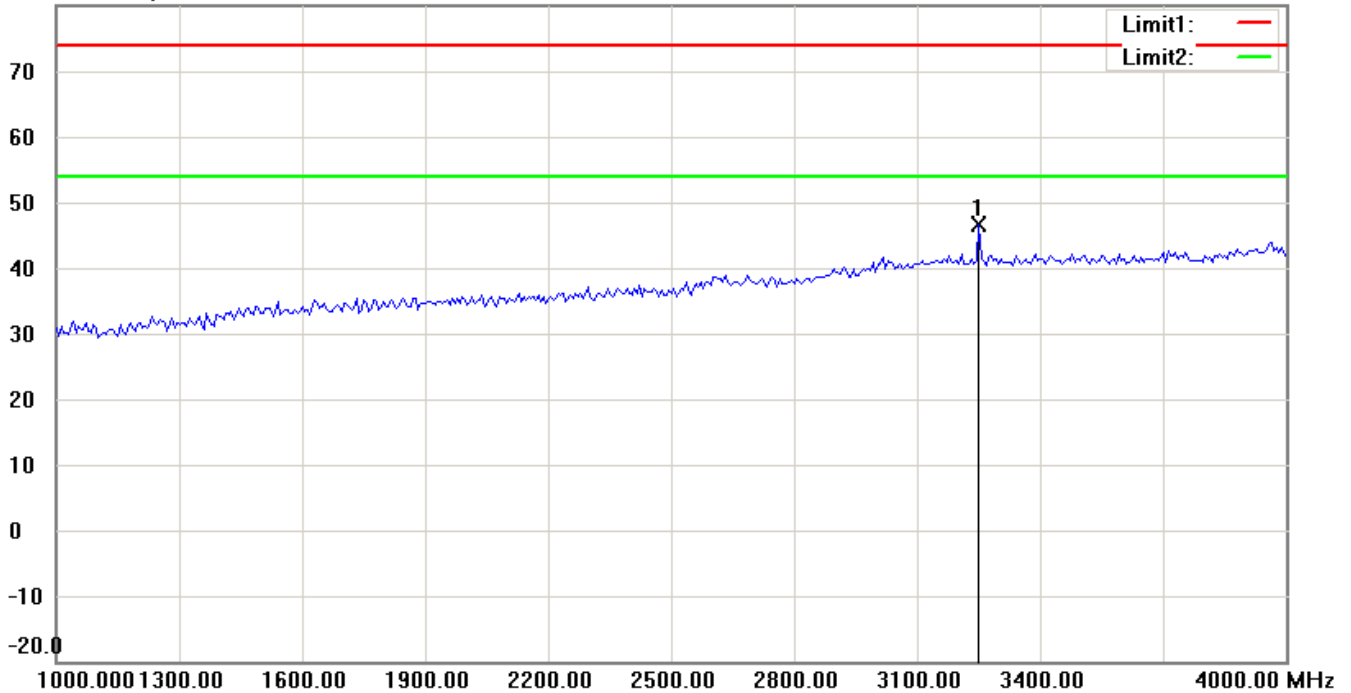
1. The attached measurement plots are preliminarily pre-scanned with peak detector for determining the final checking frequencies and are for reference only.
2. The some frequencies may exceed the limit line without the specified detectors, but that cannot present the results are failed to the specification of test standard.
3. For corrected test results are listed in the relevant table of radiated test data of this test report.



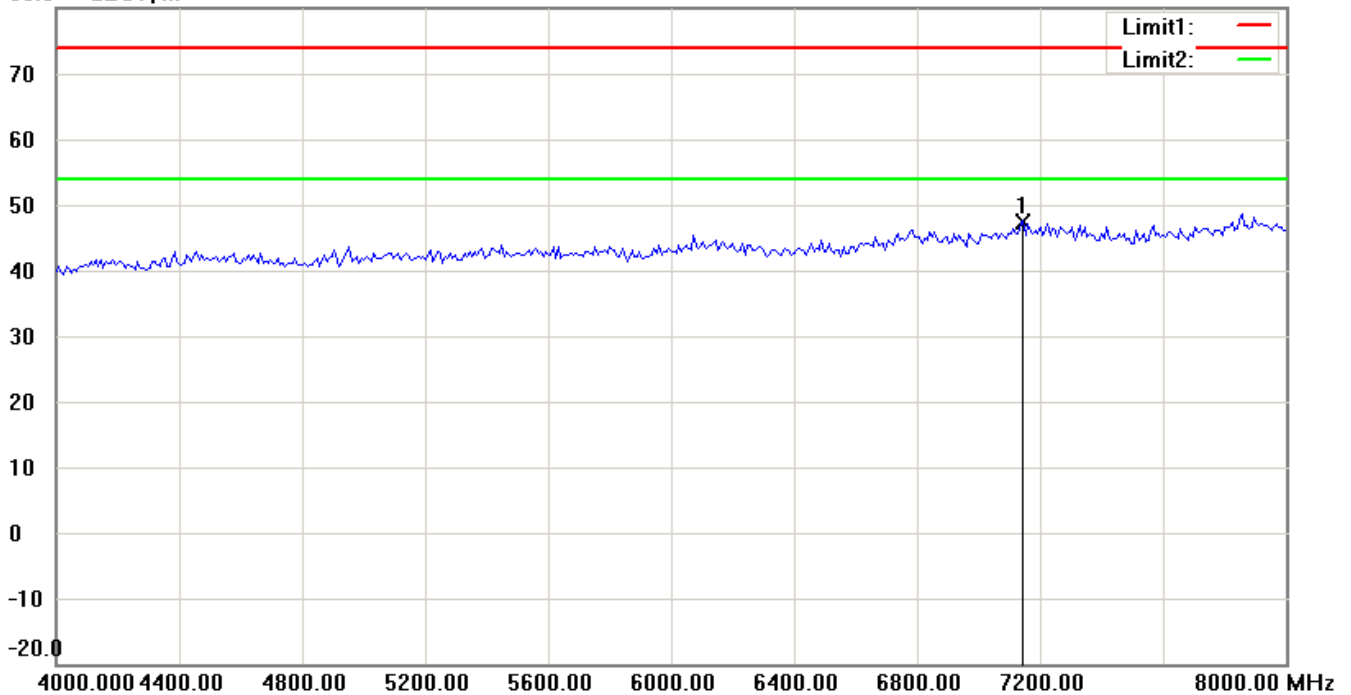
Registration number: W6M21102-11262-C-1-R

FCC ID: L9N-7880LC2

80.0 dBuV/m




80.0 dBuV/m



Note: Up line: PK limit Down line: AVE limit

1. The attached measurement plots are preliminarily pre-scanned with peak detector for determining the final checking frequencies and are for reference only.
2. The some frequencies may exceed the limit line without the specified detectors, but that cannot present the results are failed to the specification of test standard.
3. For corrected test results are listed in the relevant table of radiated test data of this test report.

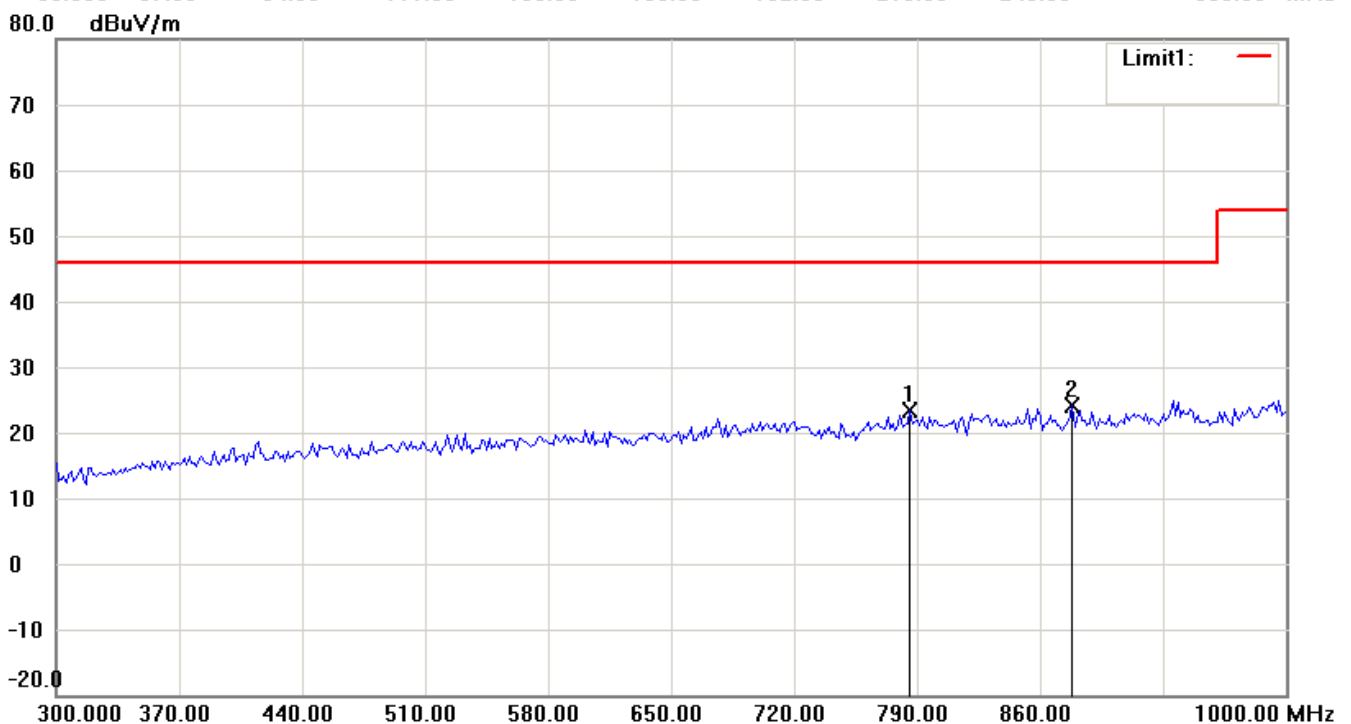
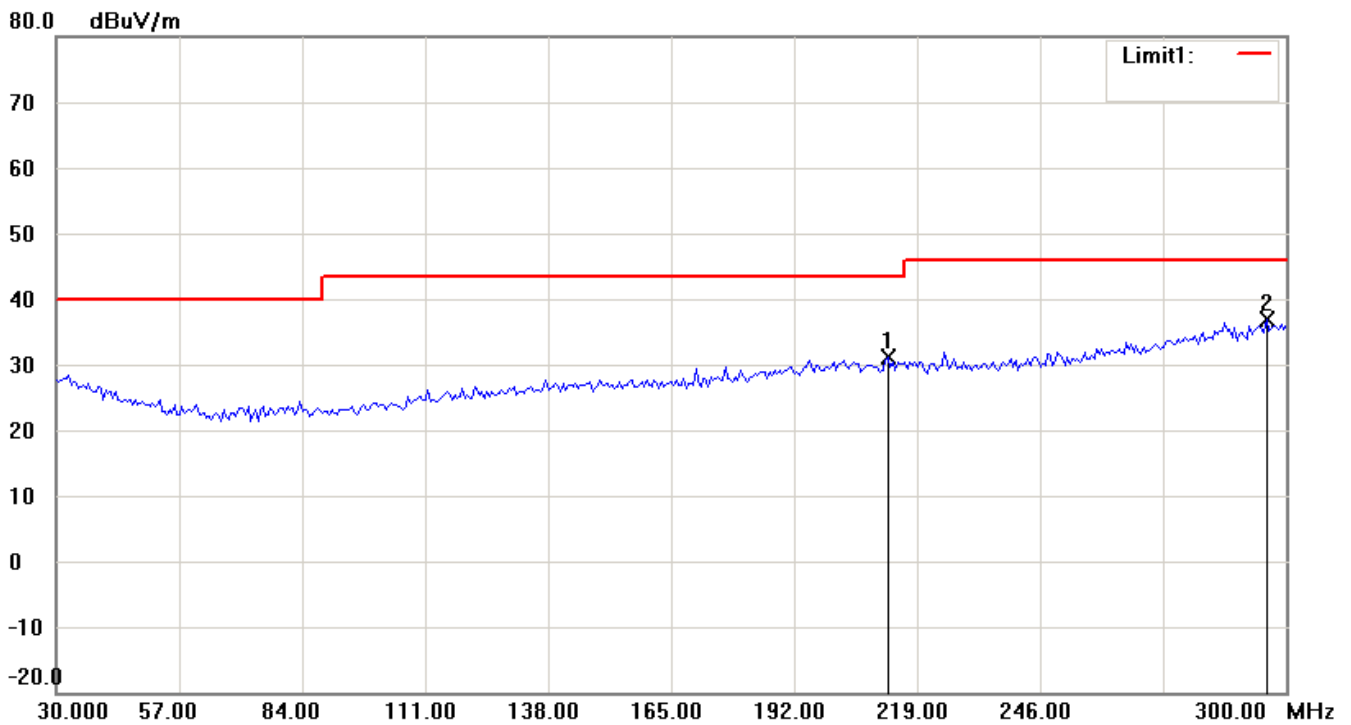


Registration number: W6M21102-11262-C-1-R

FCC ID: L9N-7880LC2

25 kHz-418 MHz

Antenna Polarization H



Note: Up line: PK limit Down line: AVE limit

1. The attached measurement plots are preliminarily pre-scanned with peak detector for determining the final checking frequencies and are for reference only.
2. The some frequencies may exceed the limit line without the specified detectors, but that cannot present the results are failed to the specification of test standard.
3. For corrected test results are listed in the relevant table of radiated test data of this test report.

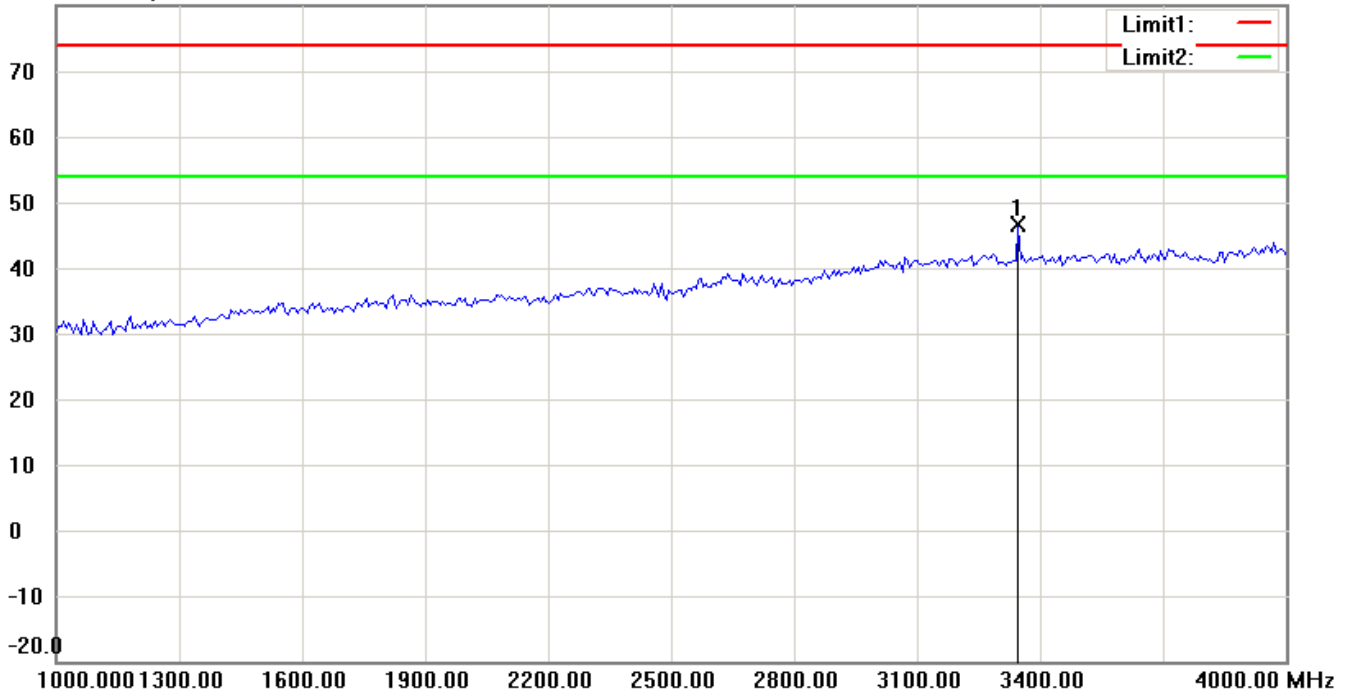


# Worldwide Testing Services(Taiwan) Co., Ltd.

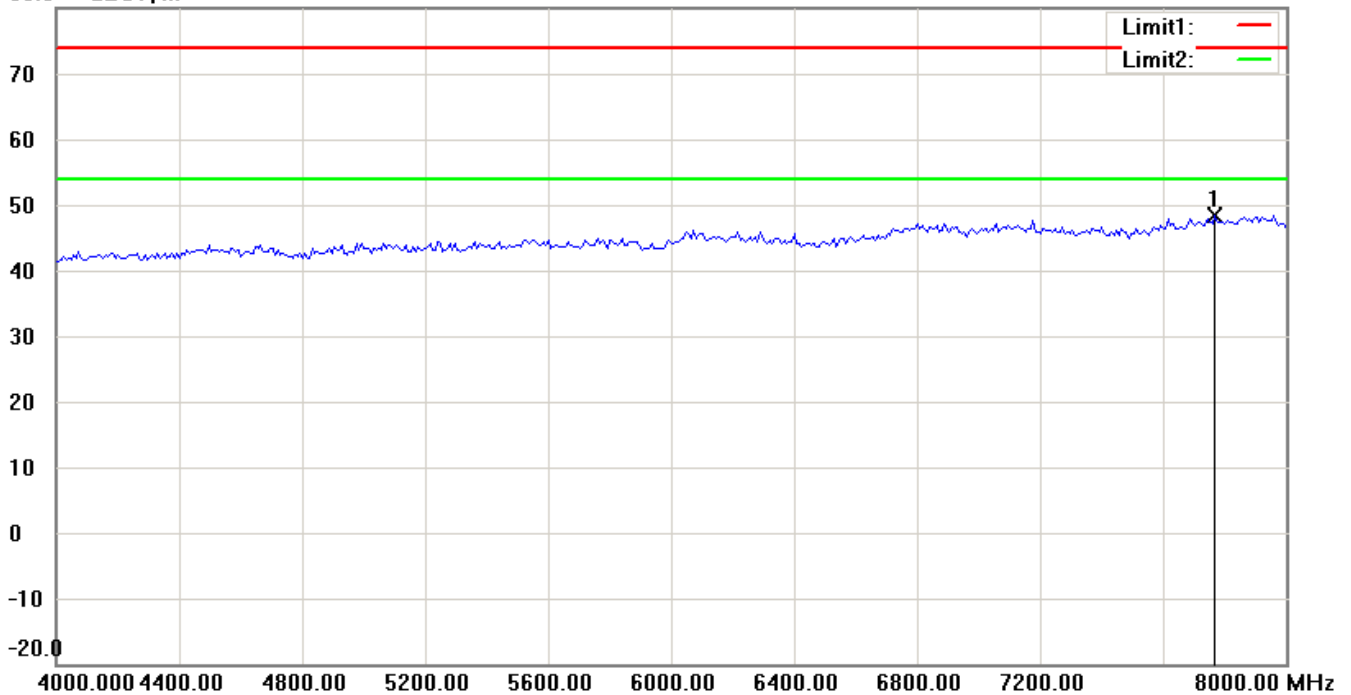
Registration number: W6M21102-11262-C-1-R

FCC ID: L9N-7880LC2

80.0 dBuV/m




80.0 dBuV/m



Note: Up line: PK limit Down line: AVE limit

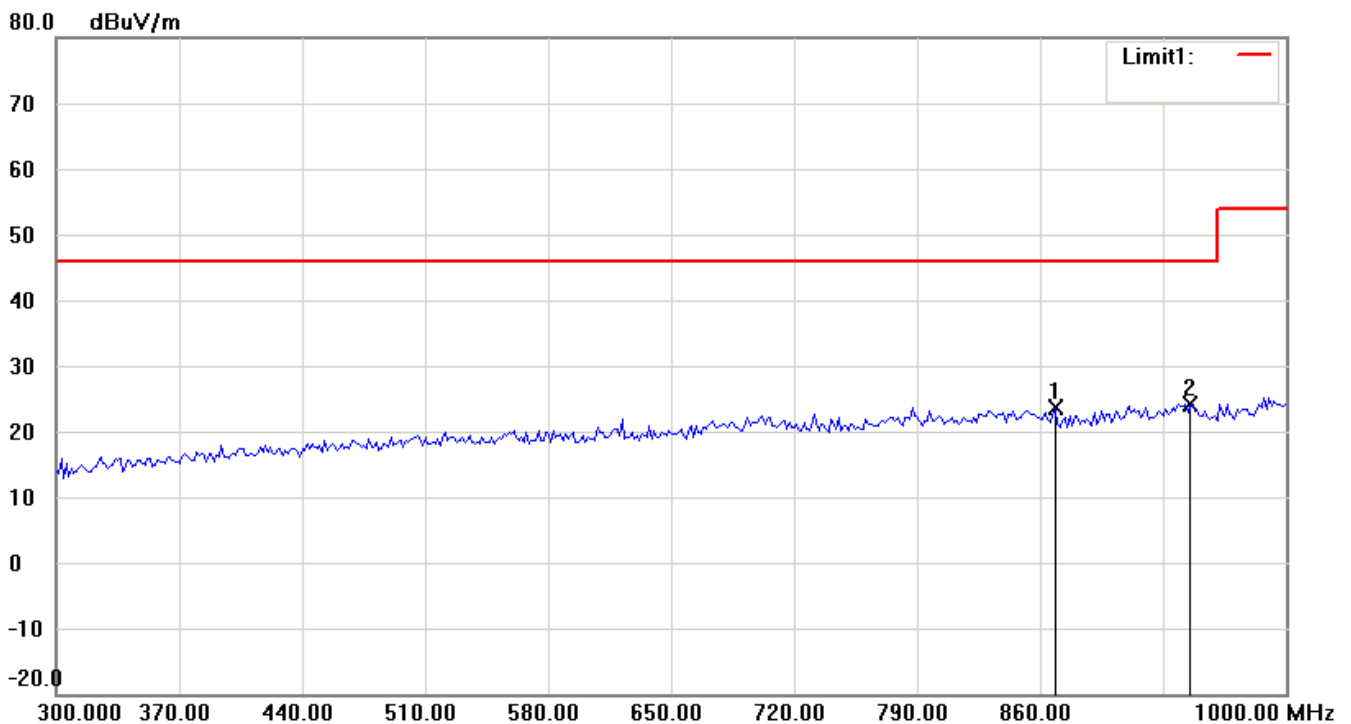
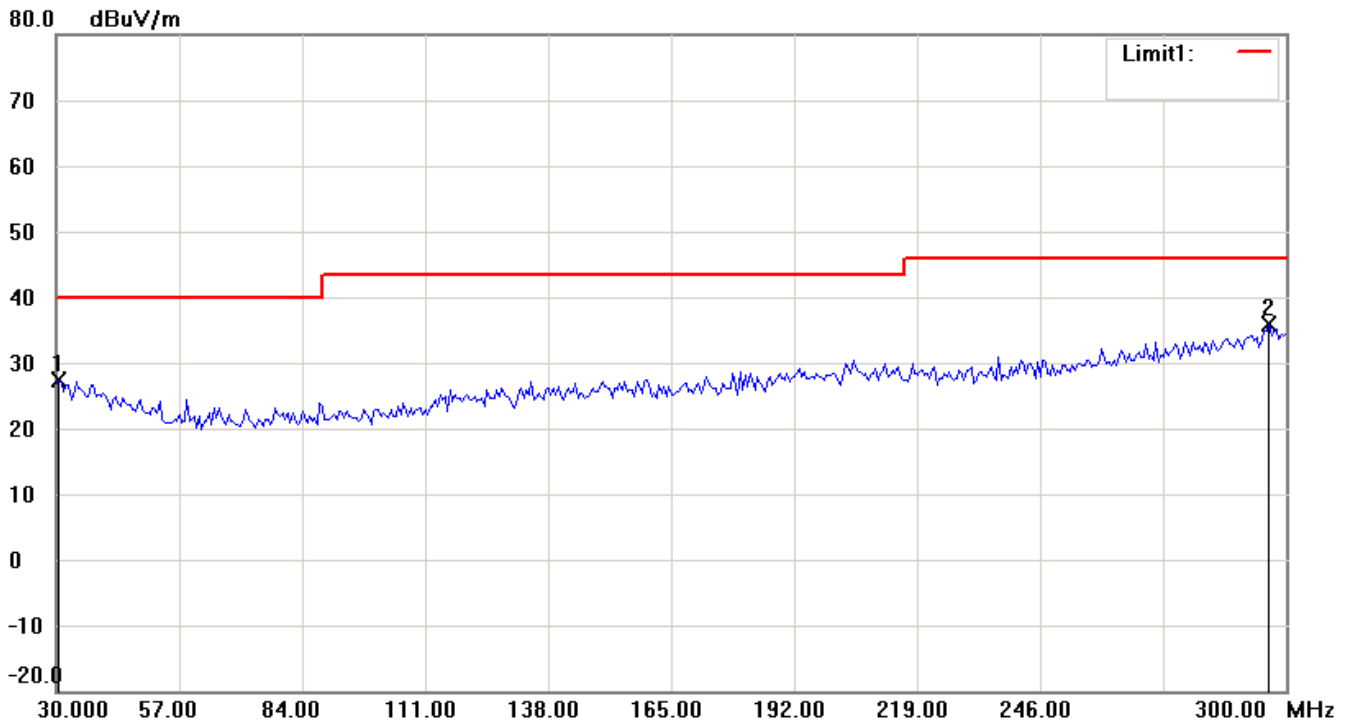
1. The attached measurement plots are preliminarily pre-scanned with peak detector for determining the final checking frequencies and are for reference only.
2. The some frequencies may exceed the limit line without the specified detectors, but that cannot present the results are failed to the specification of test standard.
3. For corrected test results are listed in the relevant table of radiated test data of this test report.



Registration number: W6M21102-11262-C-1-R

FCC ID: L9N-7880LC2


## Antenna Polarization V



Note: Up line: PK limit Down line: AVE limit

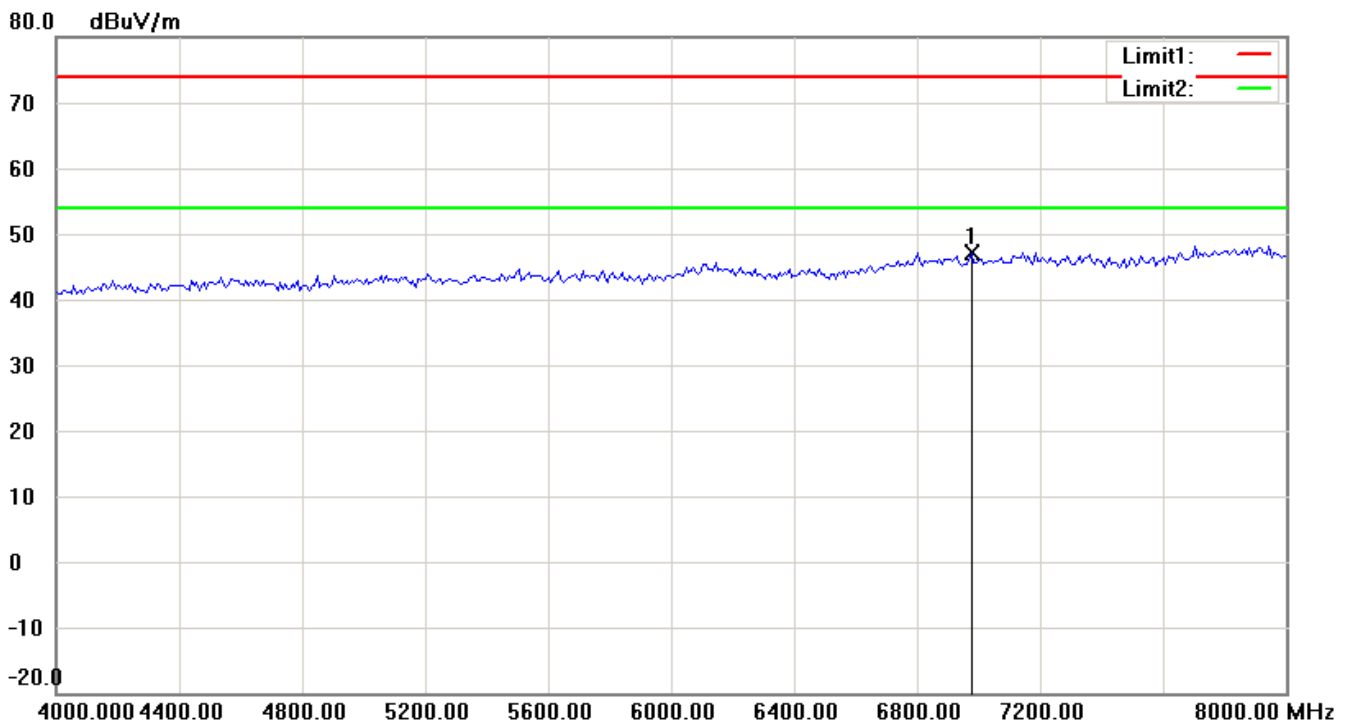
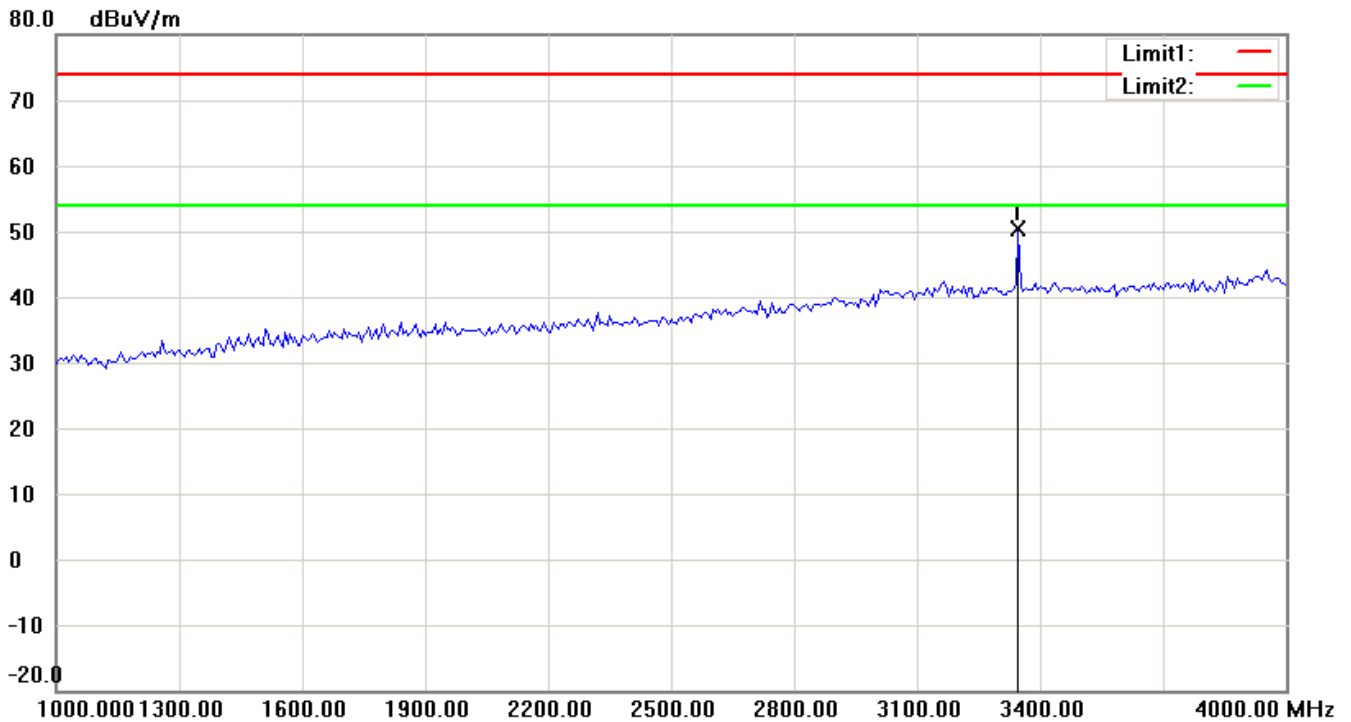
1. The attached measurement plots are preliminarily pre-scanned with peak detector for determining the final checking frequencies and are for reference only.
2. The some frequencies may exceed the limit line without the specified detectors, but that cannot present the results are failed to the specification of test standard.
3. For corrected test results are listed in the relevant table of radiated test data of this test report.





Registration number: W6M21102-11262-C-1-R

FCC ID: L9N-7880LC2



Note: Up line: PK limit Down line: AVE limit

1. The attached measurement plots are preliminarily pre-scanned with peak detector for determining the final checking frequencies and are for reference only.
2. The some frequencies may exceed the limit line without the specified detectors, but that cannot present the results are failed to the specification of test standard.
3. For corrected test results are listed in the relevant table of radiated test data of this test report.



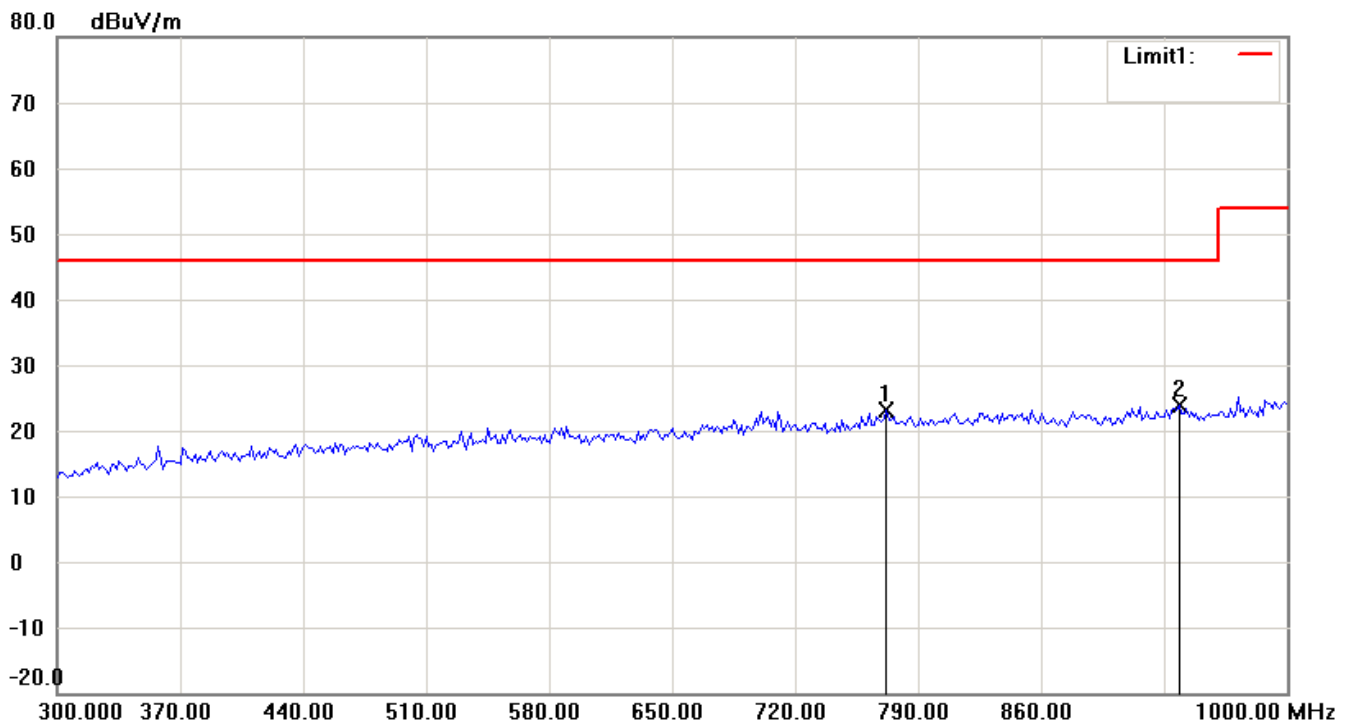
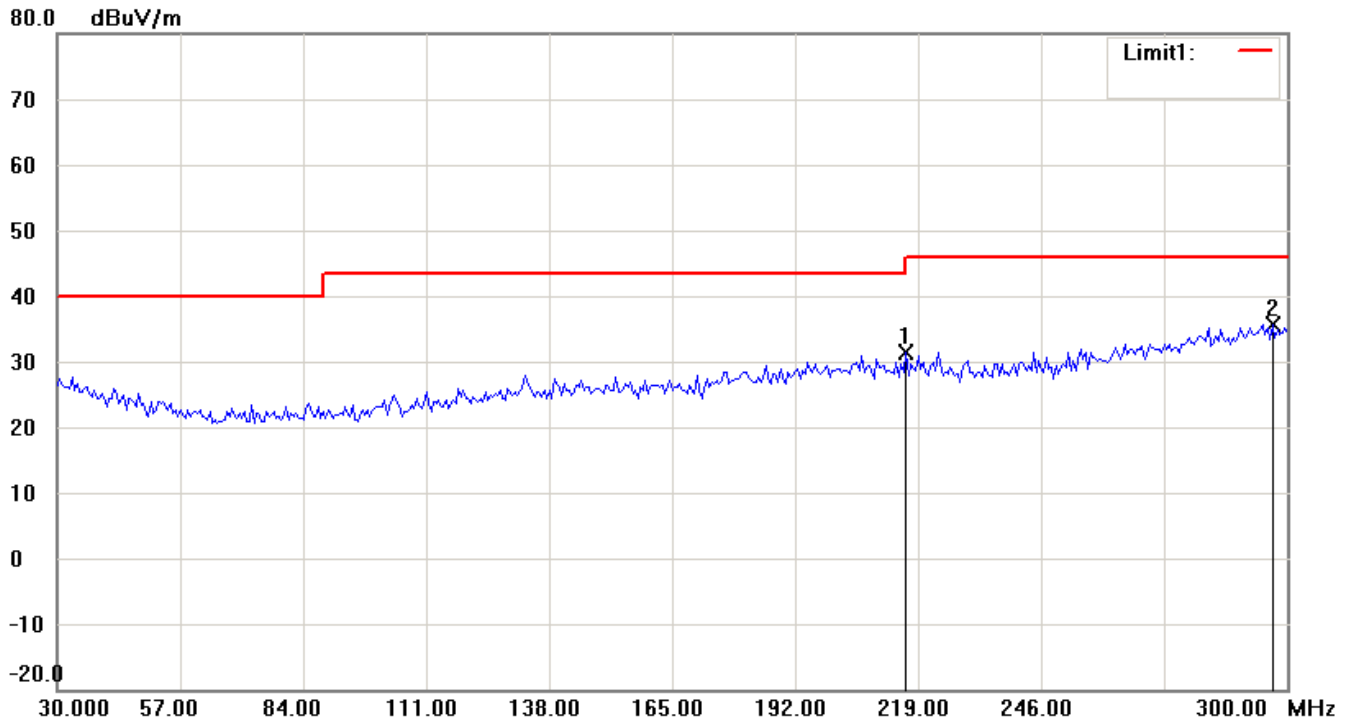
# Worldwide Testing Services(Taiwan) Co., Ltd.

Registration number: W6M21102-11262-C-1-R

FCC ID: L9N-7880LC2

25 kHz-429.975 MHz

Antenna Polarization H



Note: Up line: PK limit Down line: AVE limit

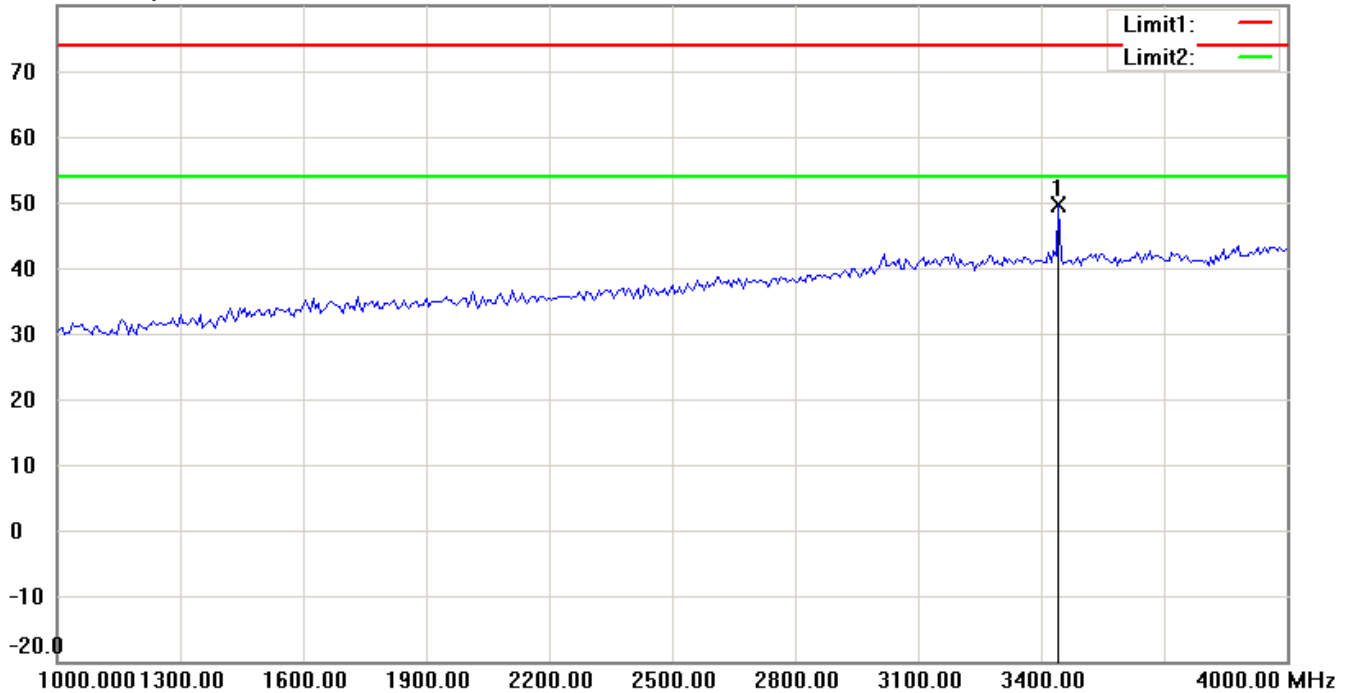
1. The attached measurement plots are preliminarily pre-scanned with peak detector for determining the final checking frequencies and are for reference only.
2. The some frequencies may exceed the limit line without the specified detectors, but that cannot present the results are failed to the specification of test standard.
3. For corrected test results are listed in the relevant table of radiated test data of this test report.



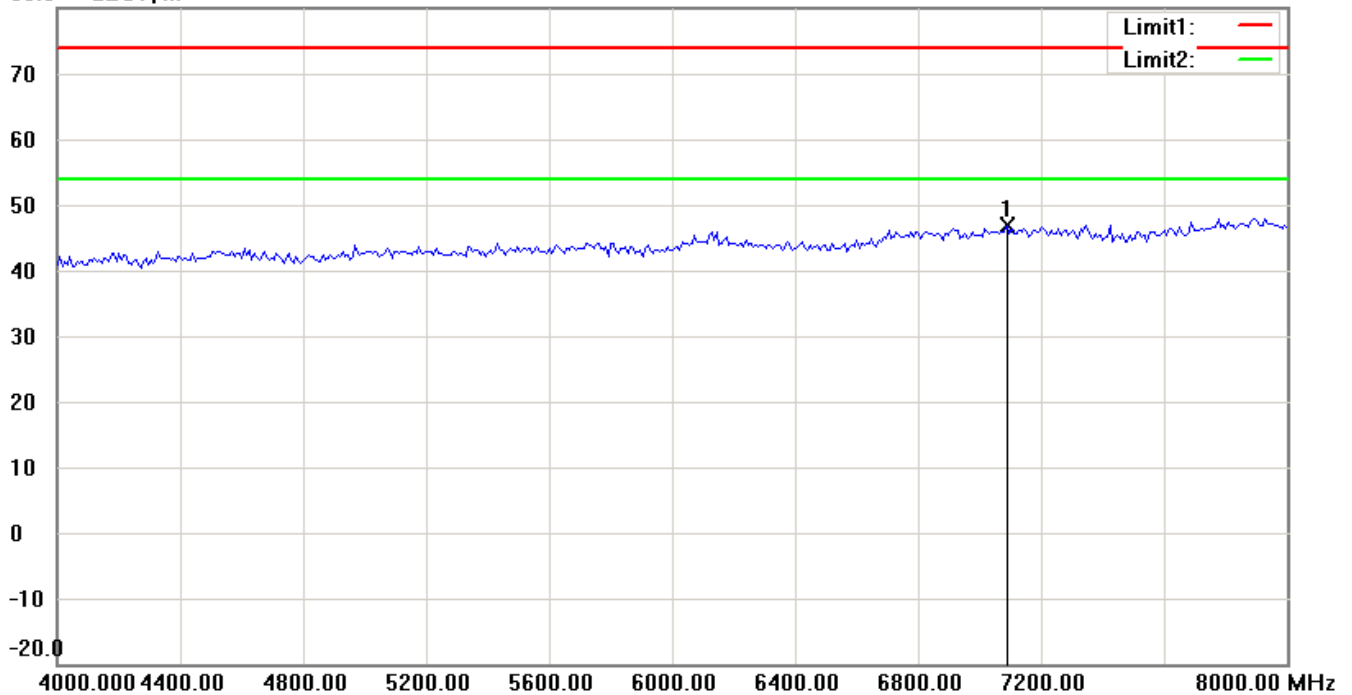
Registration number: W6M21102-11262-C-1-R

FCC ID: L9N-7880LC2

80.0 dBuV/m




80.0 dBuV/m



Note: Up line: PK limit Down line: AVE limit

1. The attached measurement plots are preliminarily pre-scanned with peak detector for determining the final checking frequencies and are for reference only.
2. The some frequencies may exceed the limit line without the specified detectors, but that cannot present the results are failed to the specification of test standard.
3. For corrected test results are listed in the relevant table of radiated test data of this test report.

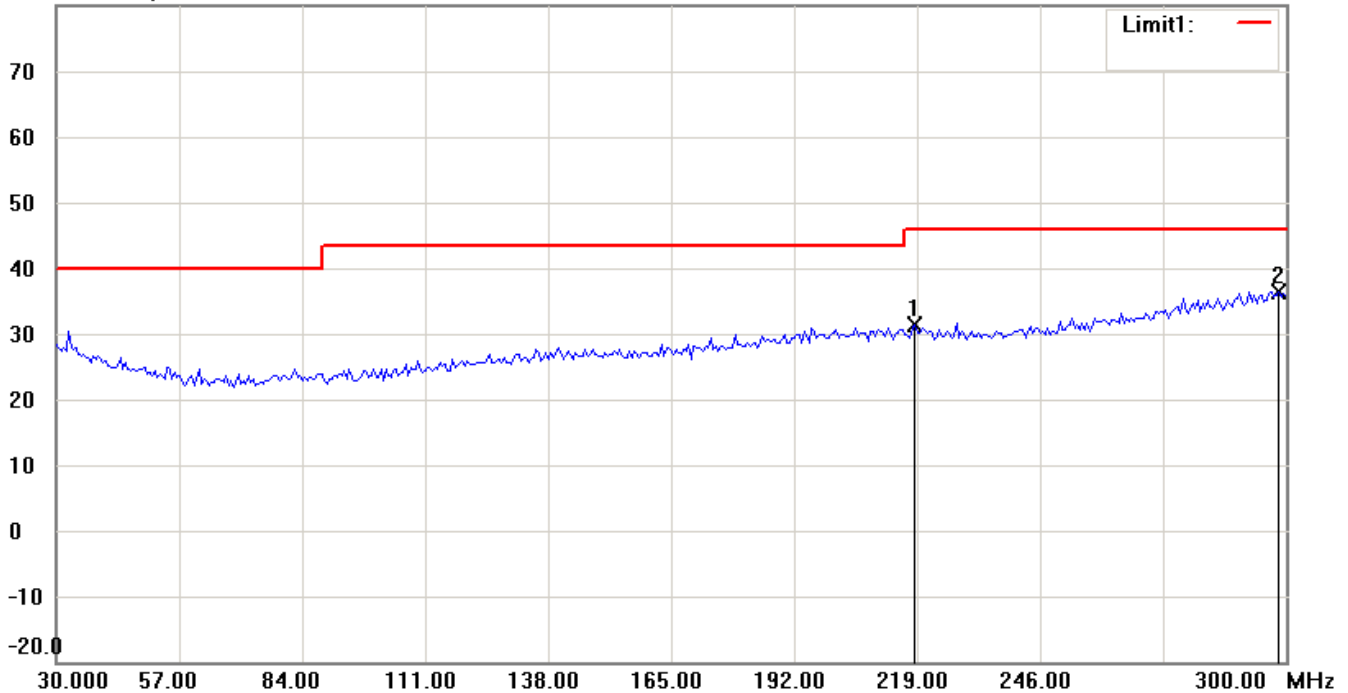


Registration number: W6M21102-11262-C-1-R

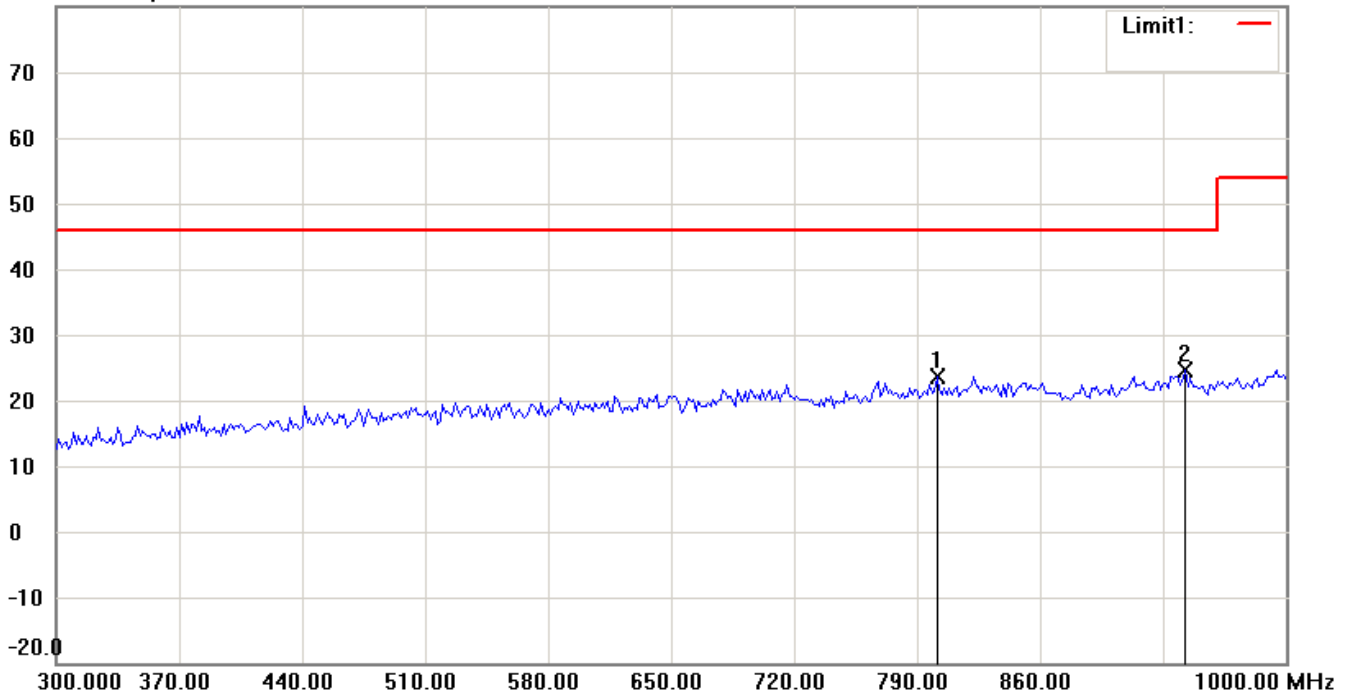
FCC ID: L9N-7880LC2

## Antenna Polarization V

80.0 dBuV/m



80.0 dBuV/m



Note: Up line: PK limit Down line: AVE limit

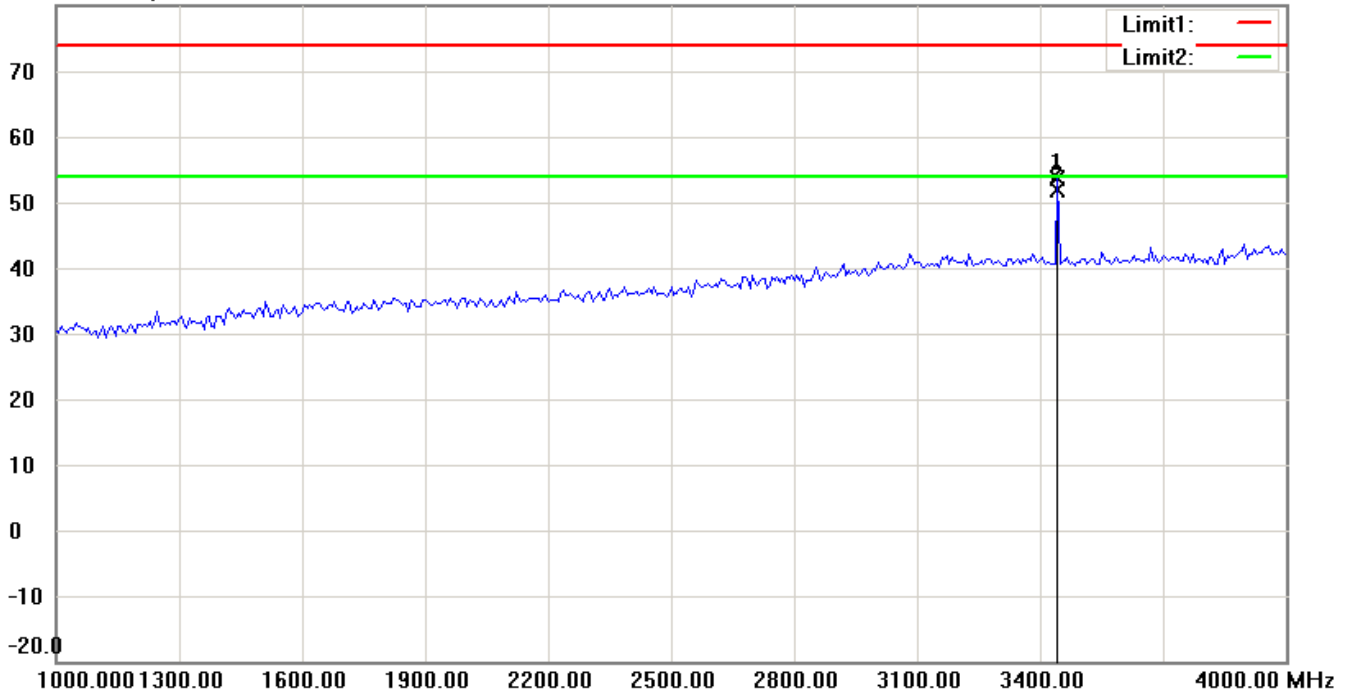
1. The attached measurement plots are preliminarily pre-scanned with peak detector for determining the final checking frequencies and are for reference only.
2. The some frequencies may exceed the limit line without the specified detectors, but that cannot present the results are failed to the specification of test standard.
3. For corrected test results are listed in the relevant table of radiated test data of this test report.



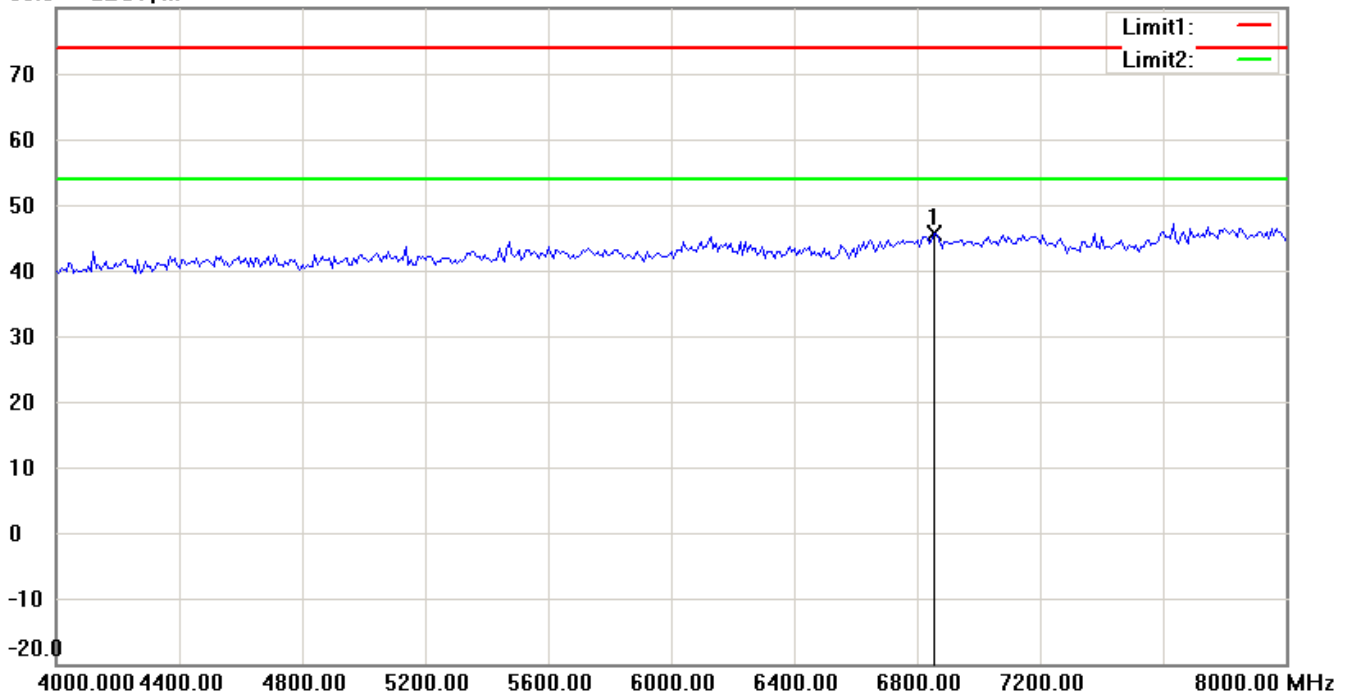
Registration number: W6M21102-11262-C-1-R

FCC ID: L9N-7880LC2

80.0 dBuV/m



80.0 dBuV/m



Note: Up line: PK limit Down line: AVE limit

1. The attached measurement plots are preliminarily pre-scanned with peak detector for determining the final checking frequencies and are for reference only.
2. The some frequencies may exceed the limit line without the specified detectors, but that cannot present the results are failed to the specification of test standard.
3. For corrected test results are listed in the relevant table of radiated test data of this test report.



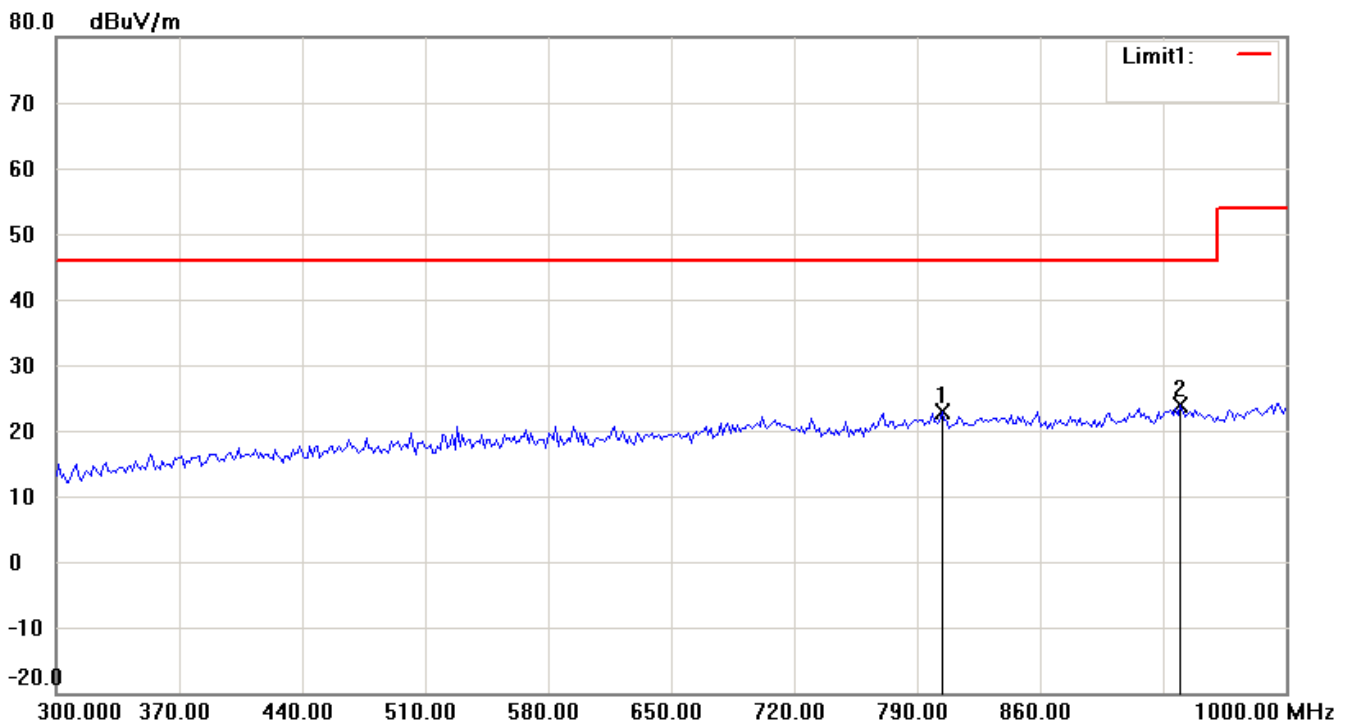
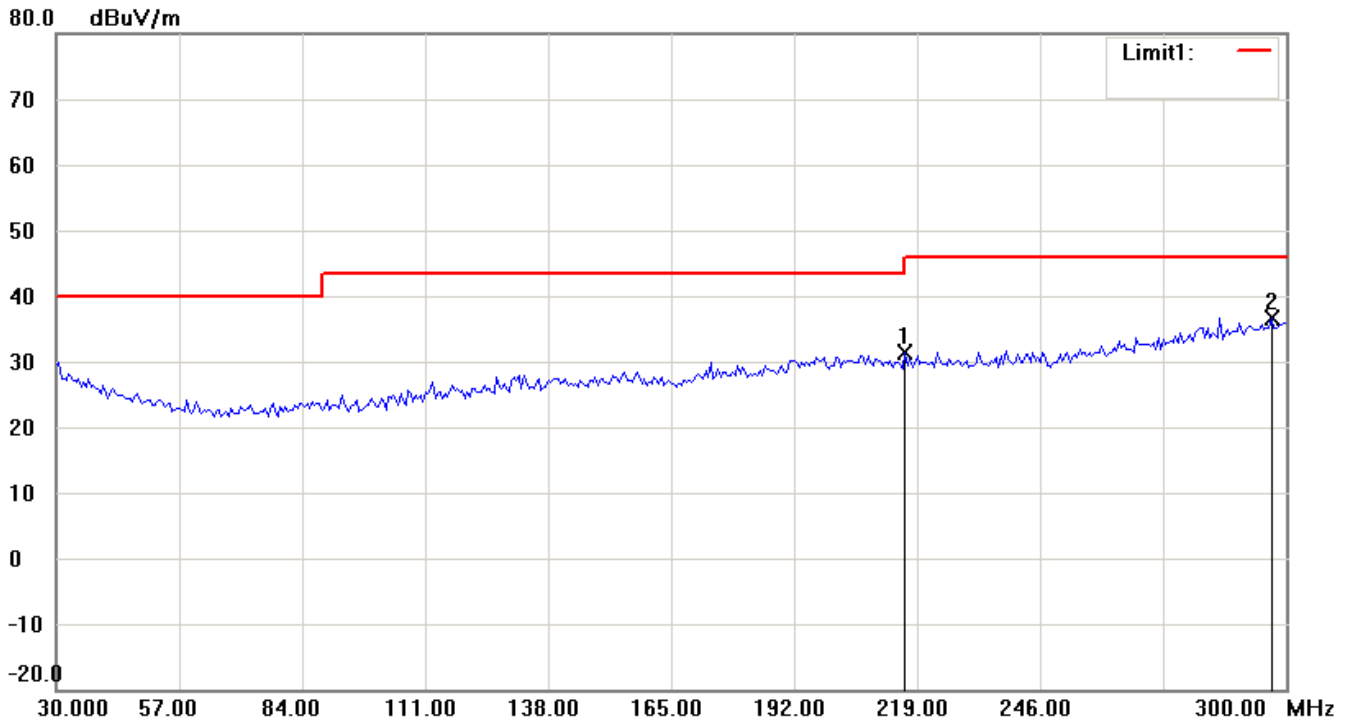
# Worldwide Testing Services(Taiwan) Co., Ltd.

Registration number: W6M21102-11262-C-1-R

FCC ID: L9N-7880LC2

25 kHz-450.025MHz

Antenna Polarization H



Note: Up line: PK limit Down line: AVE limit

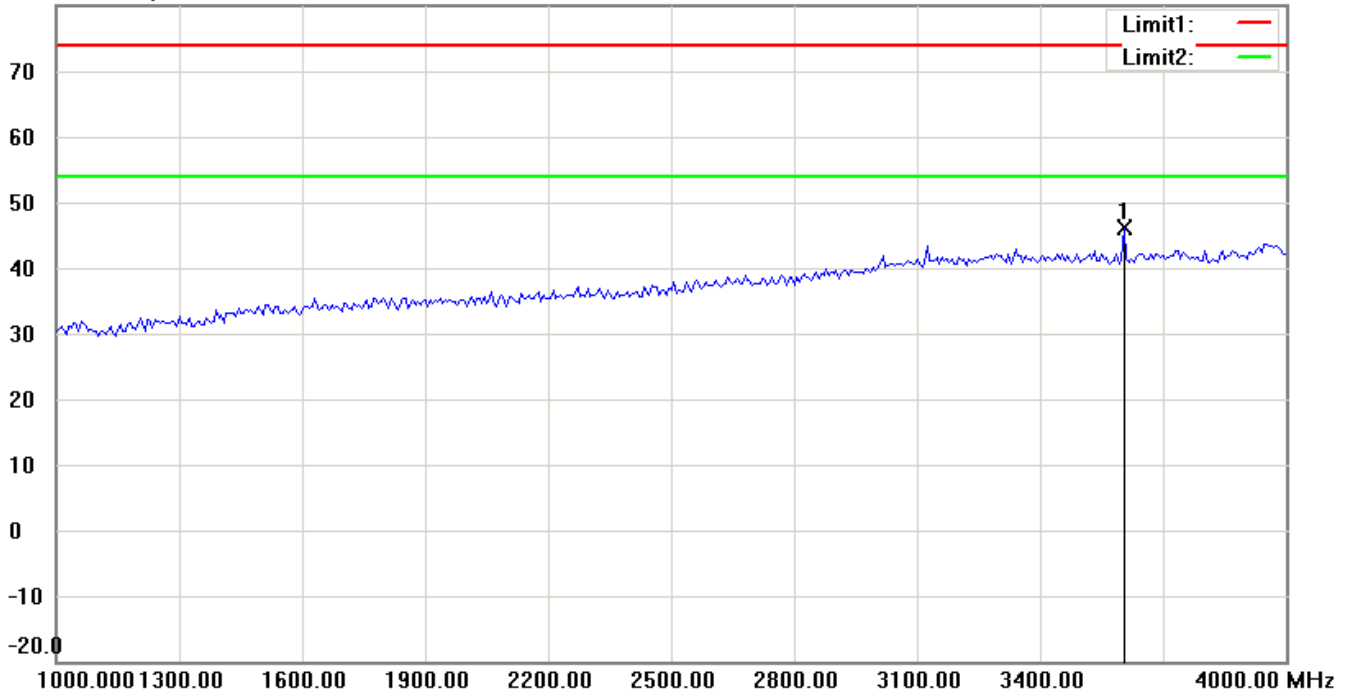
1. The attached measurement plots are preliminarily pre-scanned with peak detector for determining the final checking frequencies and are for reference only.
2. The some frequencies may exceed the limit line without the specified detectors, but that cannot present the results are failed to the specification of test standard.
3. For corrected test results are listed in the relevant table of radiated test data of this test report.



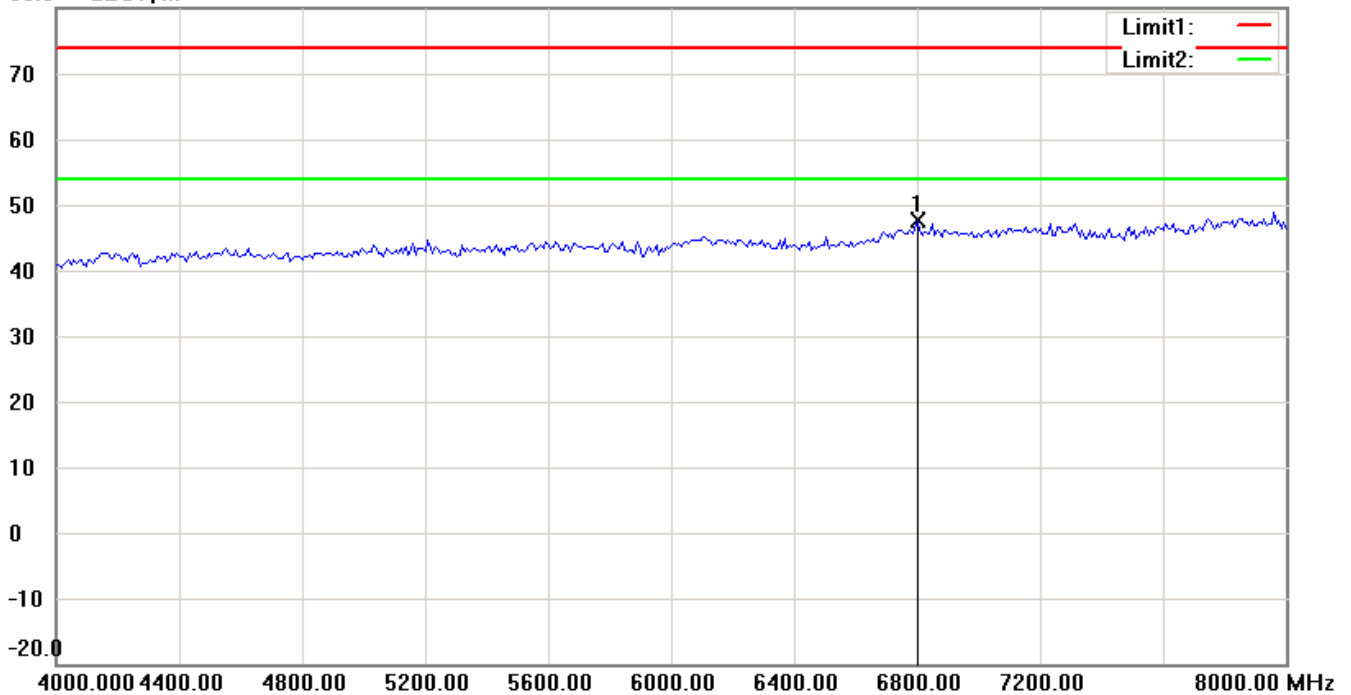
Registration number: W6M21102-11262-C-1-R

FCC ID: L9N-7880LC2

80.0 dBuV/m




80.0 dBuV/m



Note: Up line: PK limit Down line: AVE limit

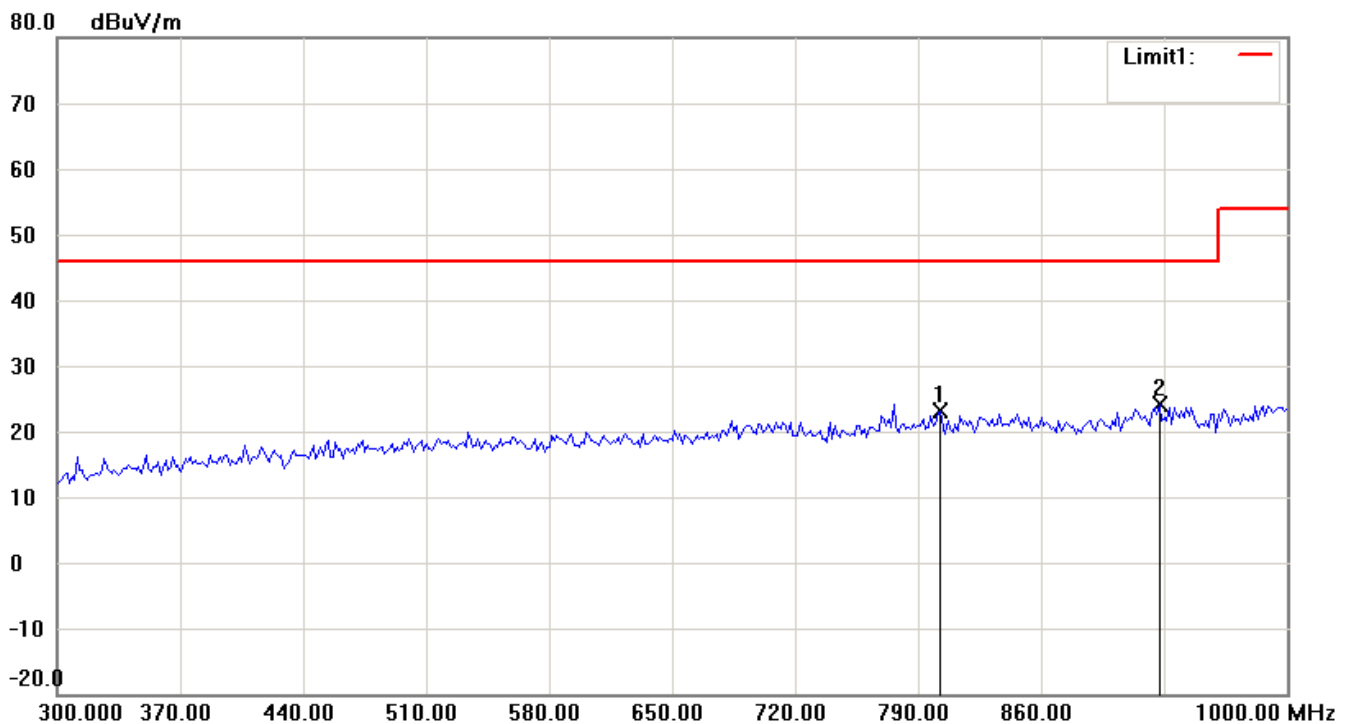
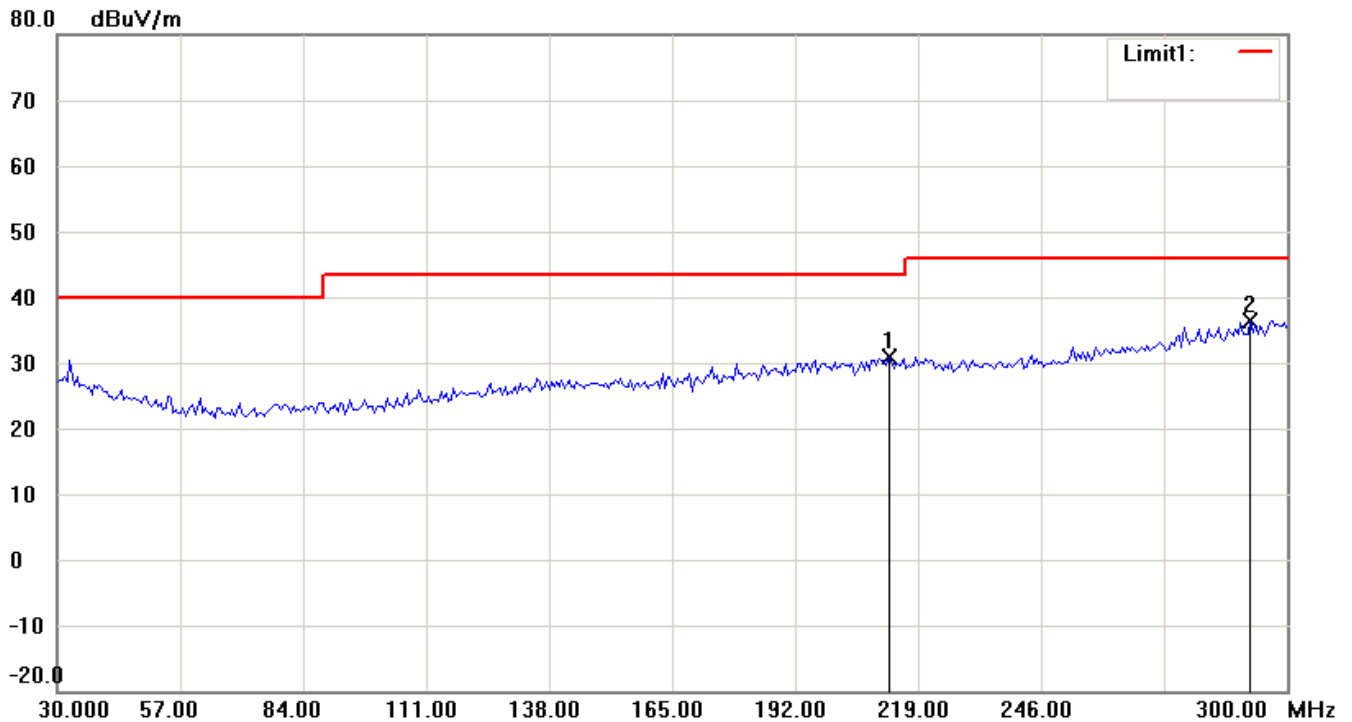
1. The attached measurement plots are preliminarily pre-scanned with peak detector for determining the final checking frequencies and are for reference only.
2. The some frequencies may exceed the limit line without the specified detectors, but that cannot present the results are failed to the specification of test standard.
3. For corrected test results are listed in the relevant table of radiated test data of this test report.



Registration number: W6M21102-11262-C-1-R

FCC ID: L9N-7880LC2

## Antenna Polarization V



Note: Up line: PK limit Down line: AVE limit

1. The attached measurement plots are preliminarily pre-scanned with peak detector for determining the final checking frequencies and are for reference only.
2. The some frequencies may exceed the limit line without the specified detectors, but that cannot present the results are failed to the specification of test standard.
3. For corrected test results are listed in the relevant table of radiated test data of this test report.

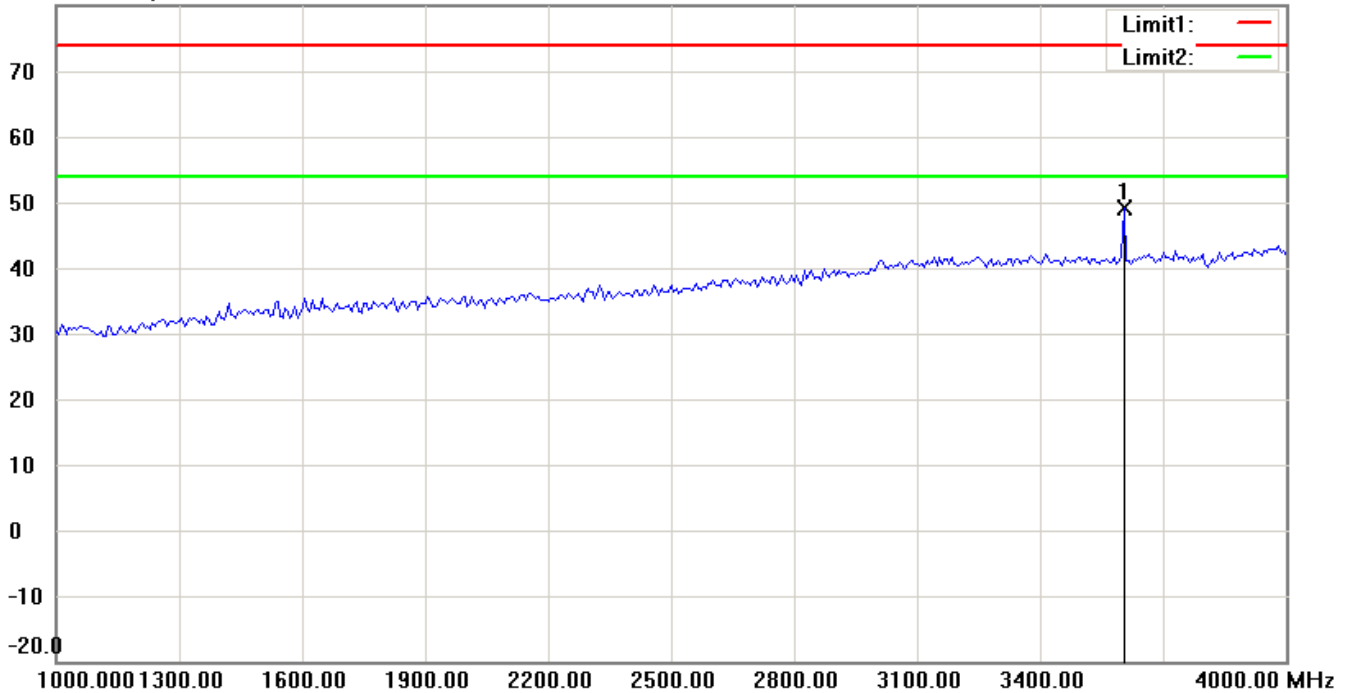




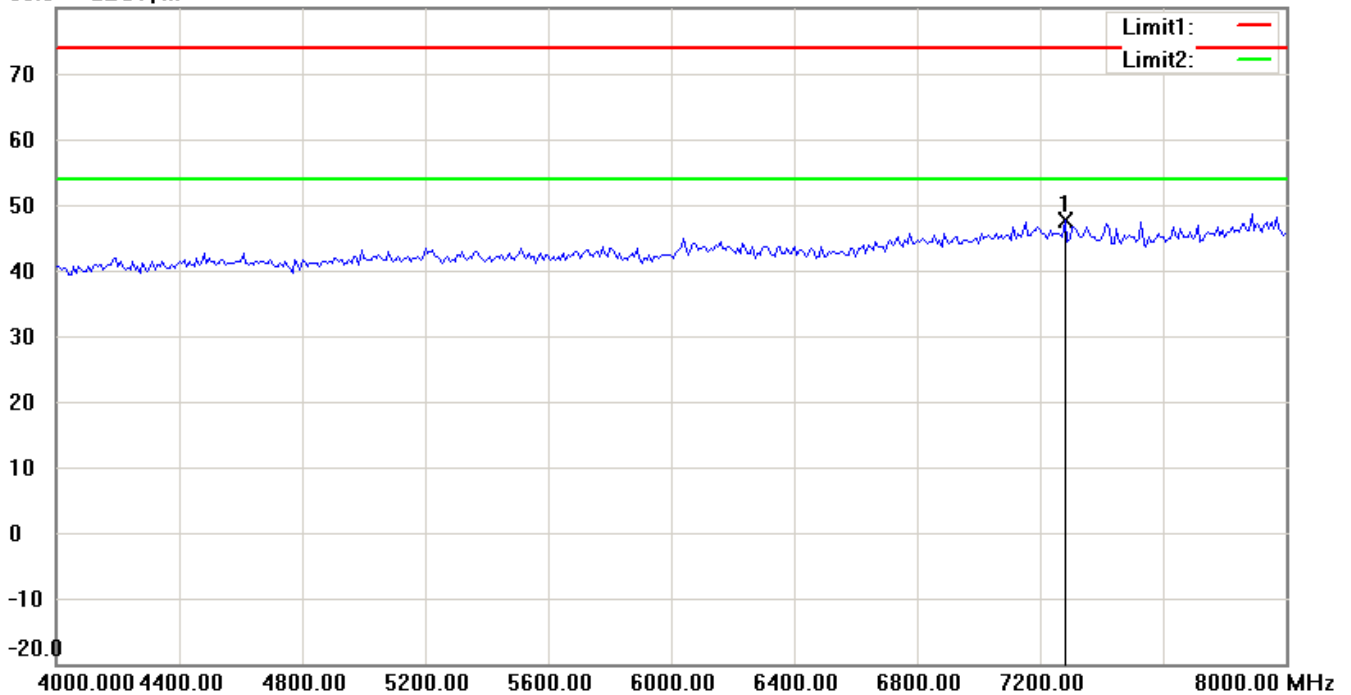
Registration number: W6M21102-11262-C-1-R

FCC ID: L9N-7880LC2

80.0 dBuV/m



80.0 dBuV/m



Note: Up line: PK limit Down line: AVE limit

1. The attached measurement plots are preliminarily pre-scanned with peak detector for determining the final checking frequencies and are for reference only.
2. The some frequencies may exceed the limit line without the specified detectors, but that cannot present the results are failed to the specification of test standard.
3. For corrected test results are listed in the relevant table of radiated test data of this test report.



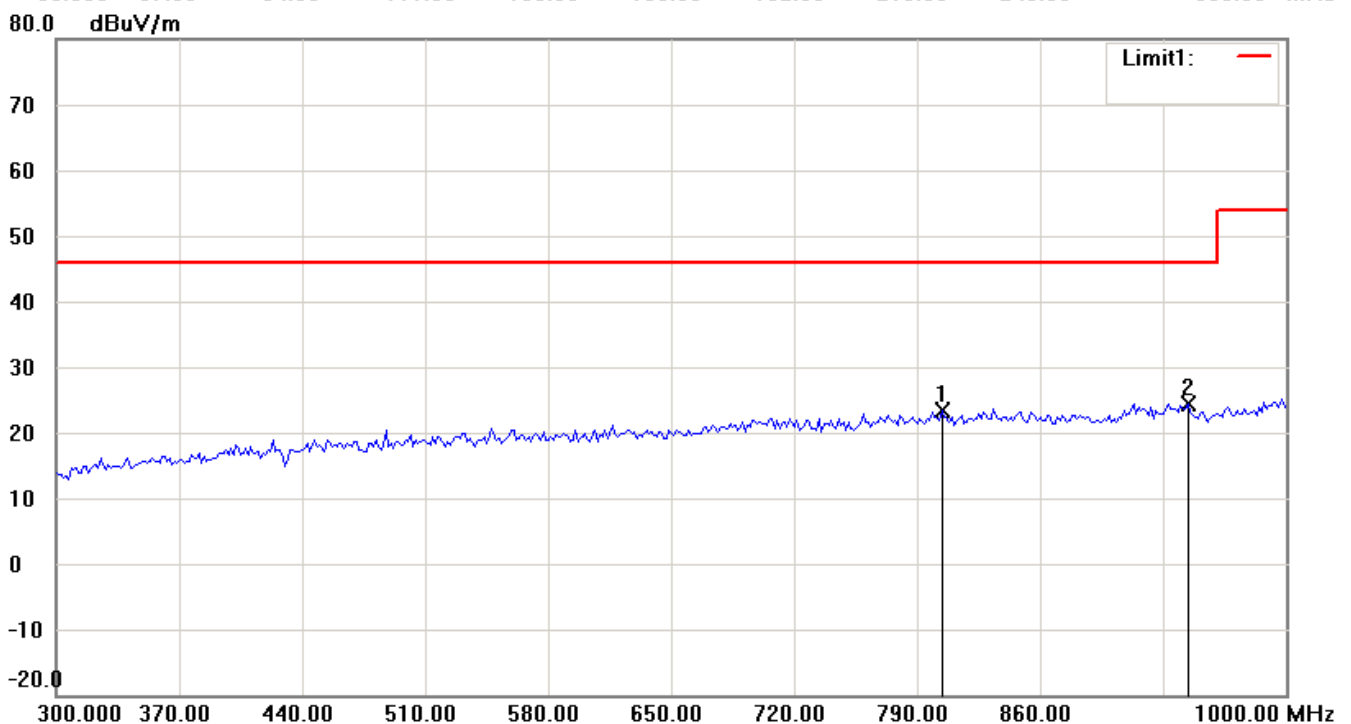
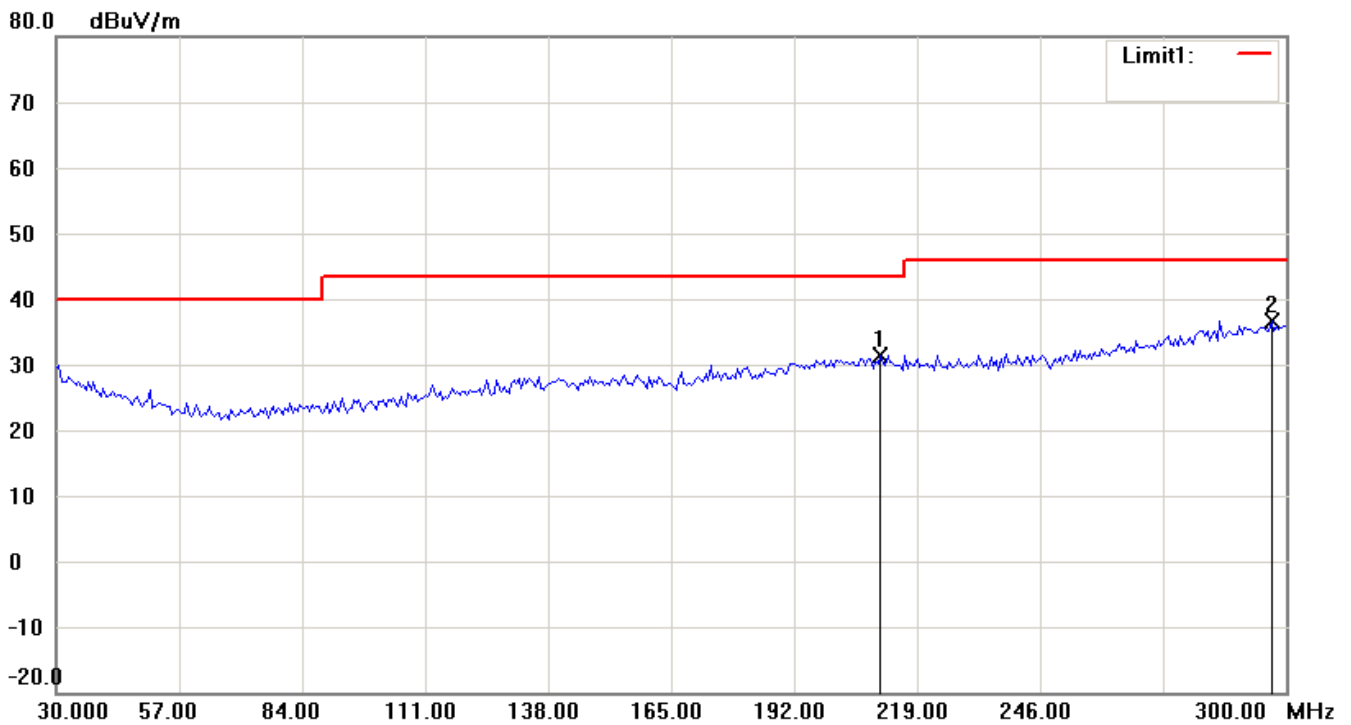
# Worldwide Testing Services(Taiwan) Co., Ltd.

Registration number: W6M21102-11262-C-1-R

FCC ID: L9N-7880LC2

25 kHz-460 MHz

Antenna Polarization H



Note: Up line: PK limit Down line: AVE limit

1. The attached measurement plots are preliminarily pre-scanned with peak detector for determining the final checking frequencies and are for reference only.
2. The some frequencies may exceed the limit line without the specified detectors, but that cannot present the results are failed to the specification of test standard.
3. For corrected test results are listed in the relevant table of radiated test data of this test report.

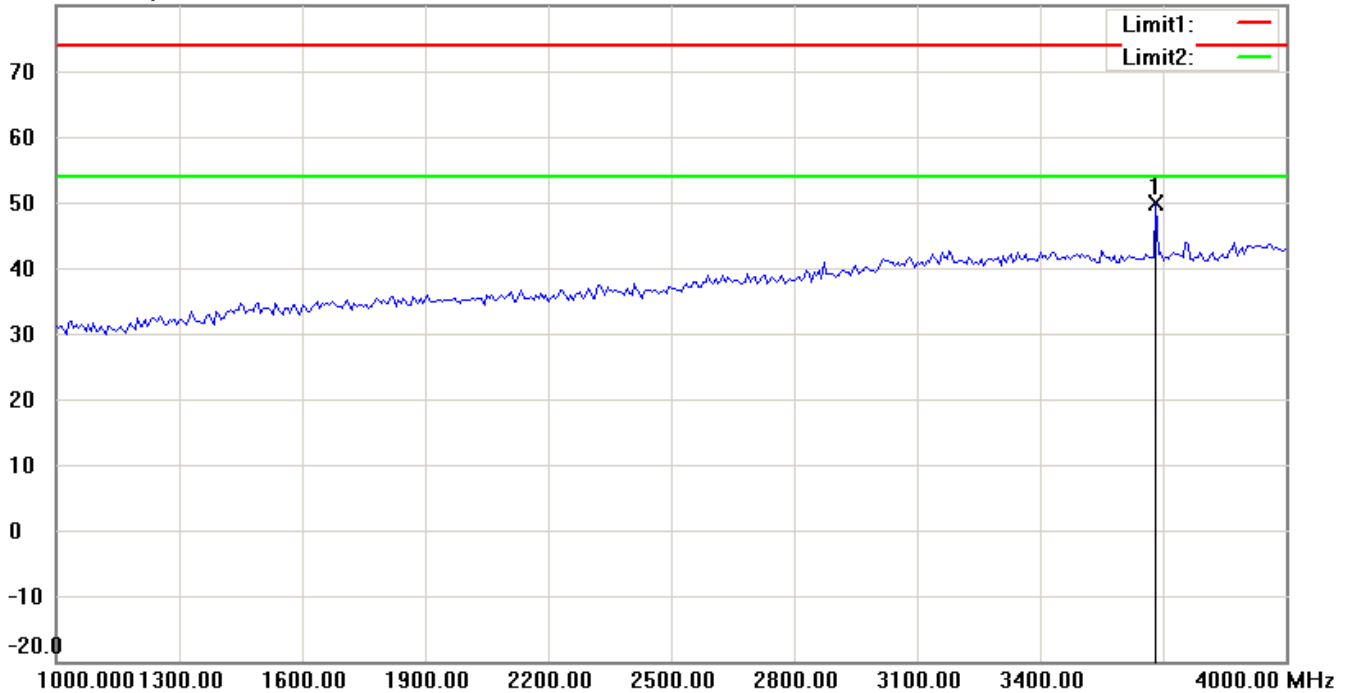


# Worldwide Testing Services(Taiwan) Co., Ltd.

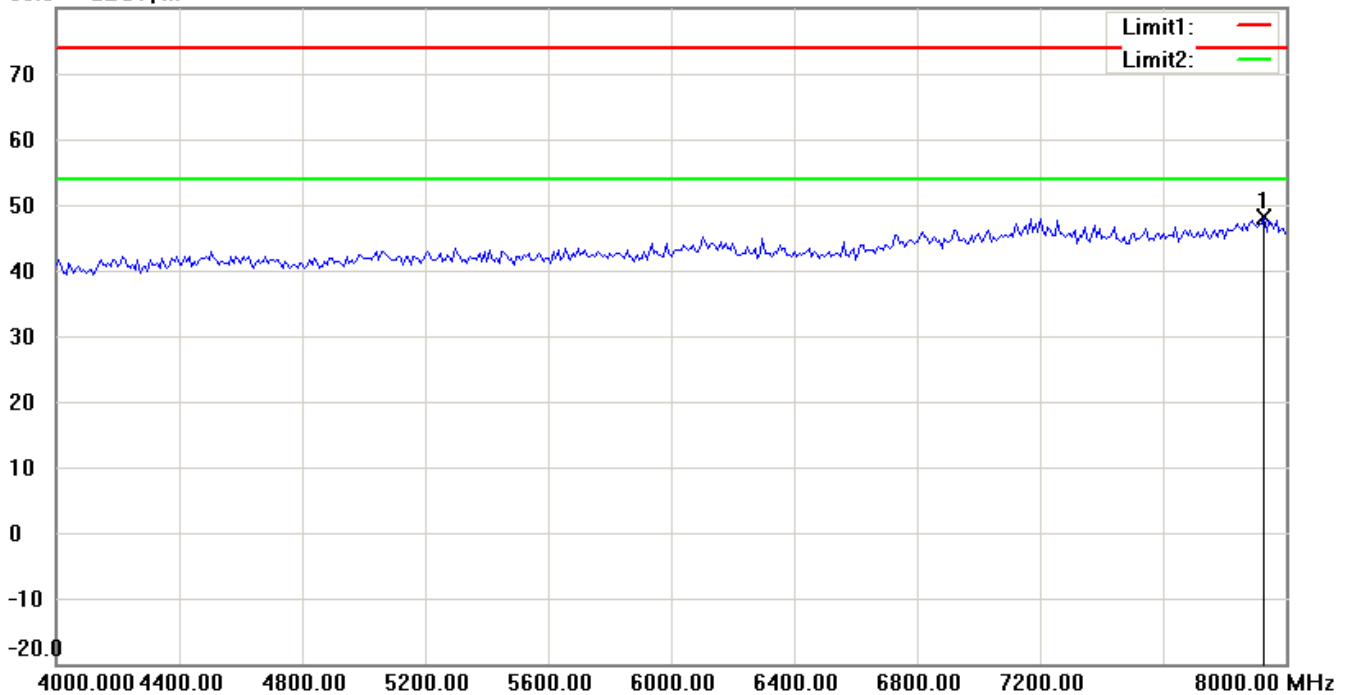
Registration number: W6M21102-11262-C-1-R

FCC ID: L9N-7880LC2

80.0 dBuV/m




80.0 dBuV/m



Note: Up line: PK limit Down line: AVE limit

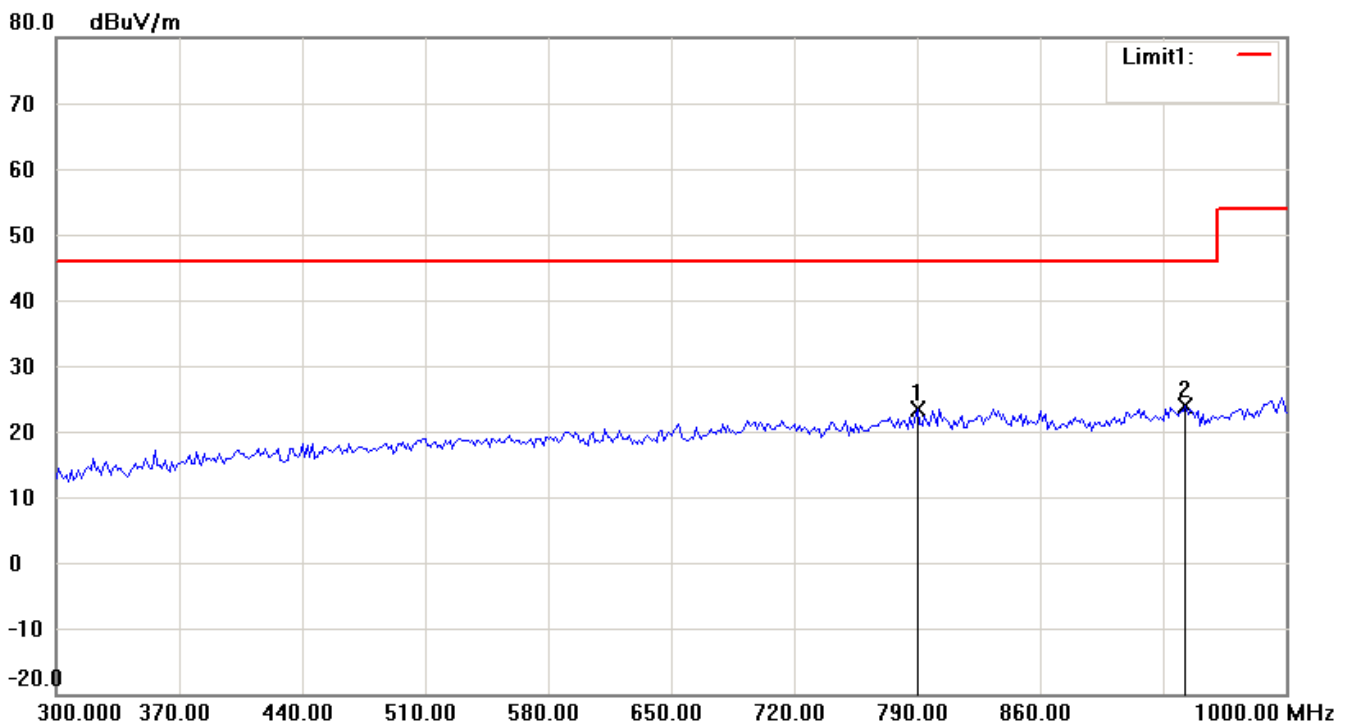
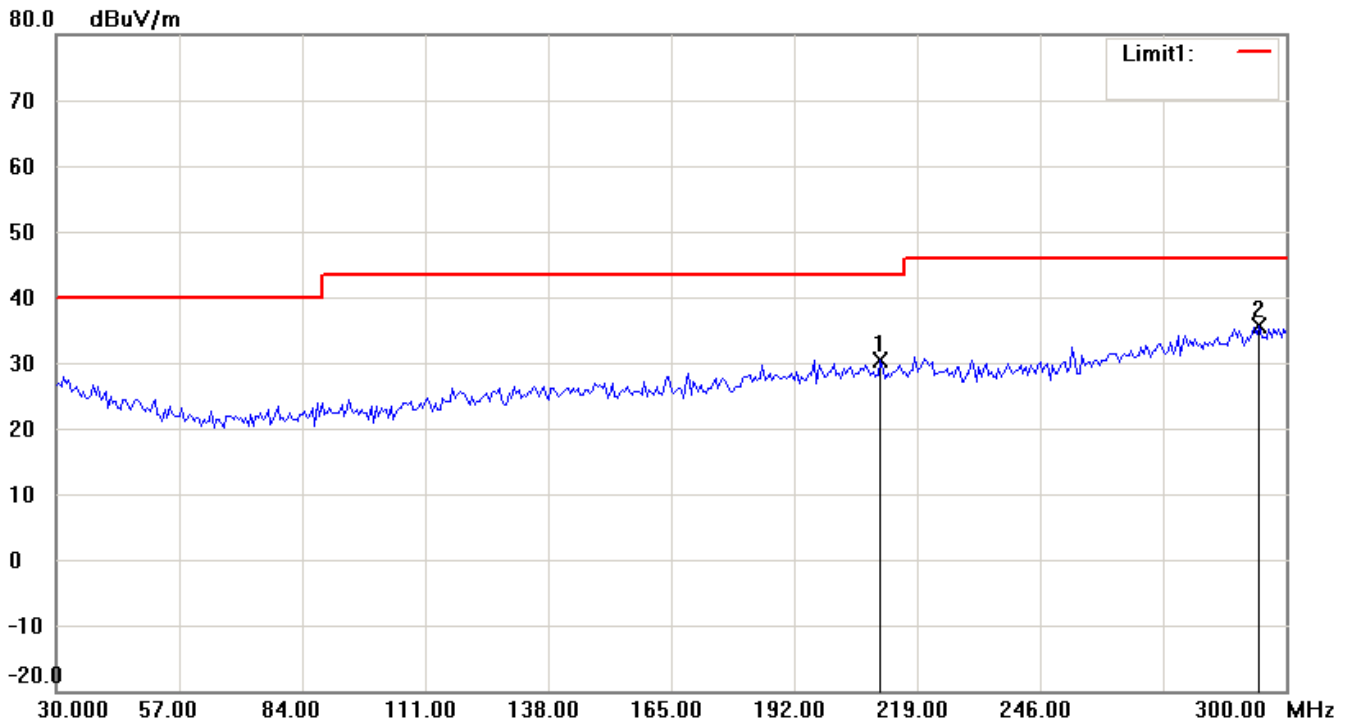
1. The attached measurement plots are preliminarily pre-scanned with peak detector for determining the final checking frequencies and are for reference only.
2. The some frequencies may exceed the limit line without the specified detectors, but that cannot present the results are failed to the specification of test standard.
3. For corrected test results are listed in the relevant table of radiated test data of this test report.



Registration number: W6M21102-11262-C-1-R

FCC ID: L9N-7880LC2

## Antenna Polarization V



Note: Up line: PK limit Down line: AVE limit

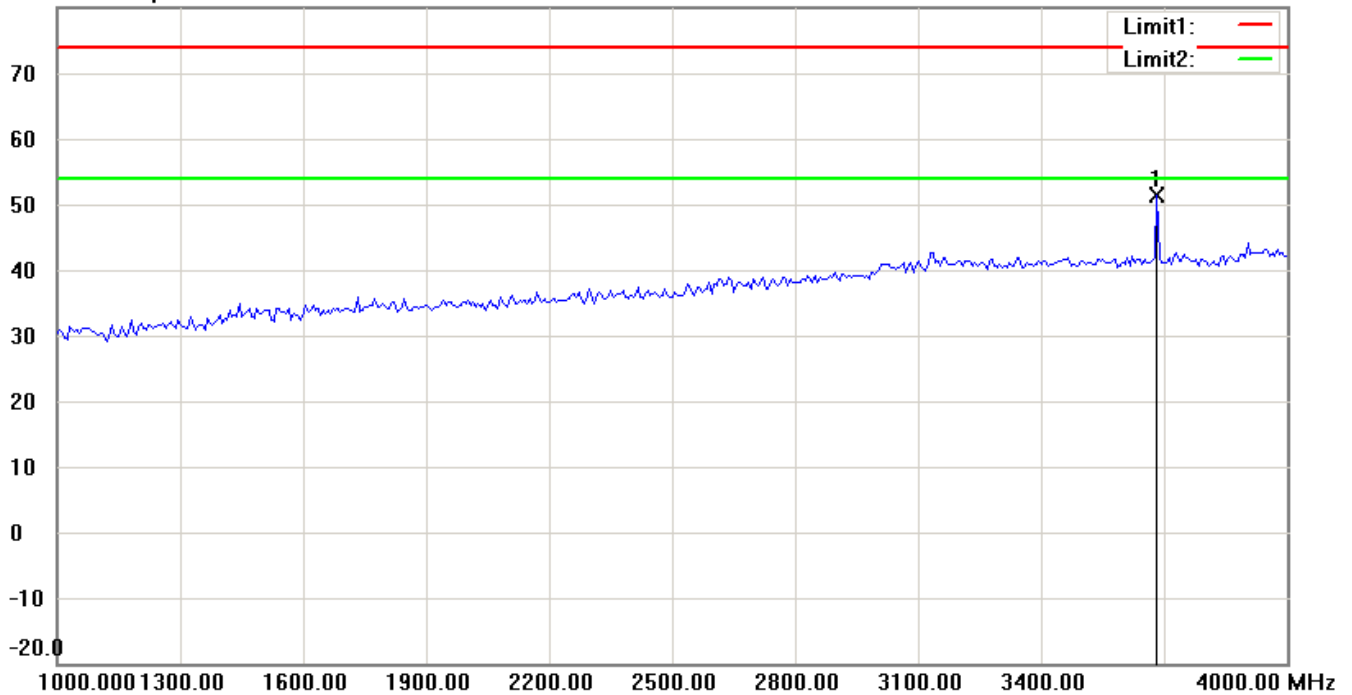
1. The attached measurement plots are preliminarily pre-scanned with peak detector for determining the final checking frequencies and are for reference only.
2. The some frequencies may exceed the limit line without the specified detectors, but that cannot present the results are failed to the specification of test standard.
3. For corrected test results are listed in the relevant table of radiated test data of this test report.



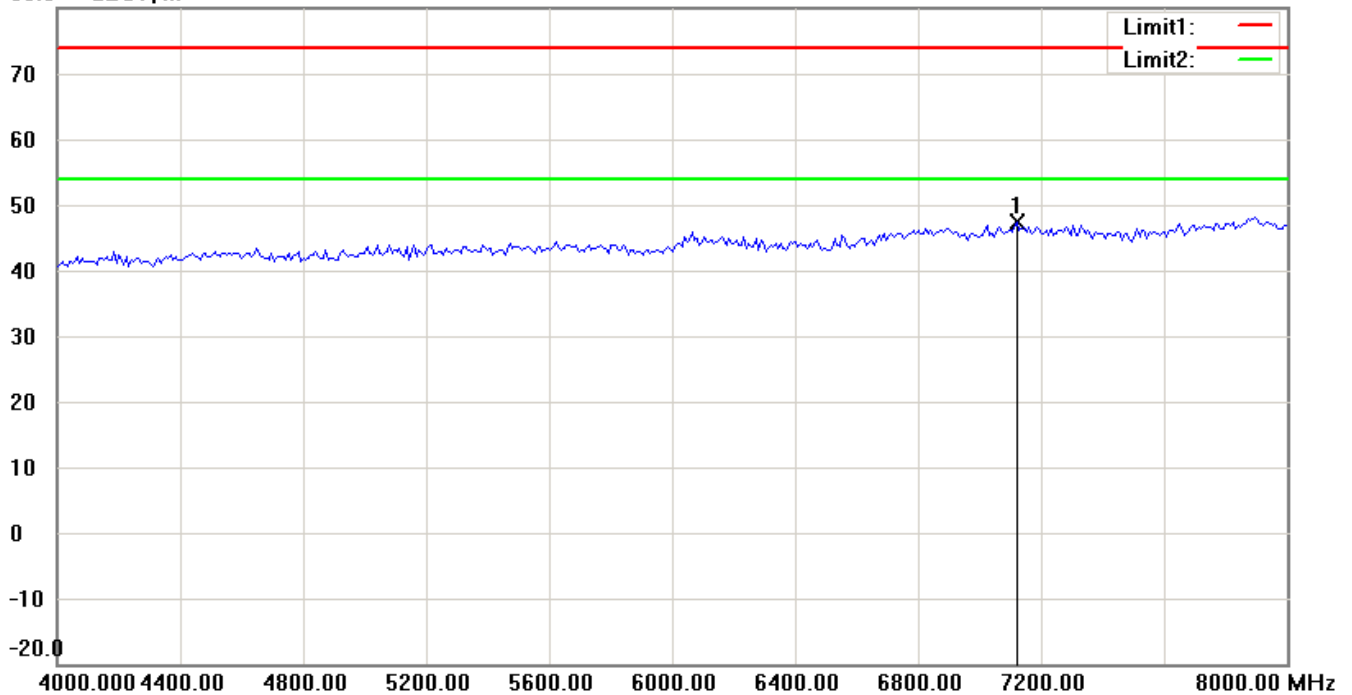
Registration number: W6M21102-11262-C-1-R

FCC ID: L9N-7880LC2

80.0 dBuV/m




80.0 dBuV/m



Note: Up line: PK limit Down line: AVE limit

1. The attached measurement plots are preliminarily pre-scanned with peak detector for determining the final checking frequencies and are for reference only.
2. The some frequencies may exceed the limit line without the specified detectors, but that cannot present the results are failed to the specification of test standard.
3. For corrected test results are listed in the relevant table of radiated test data of this test report.



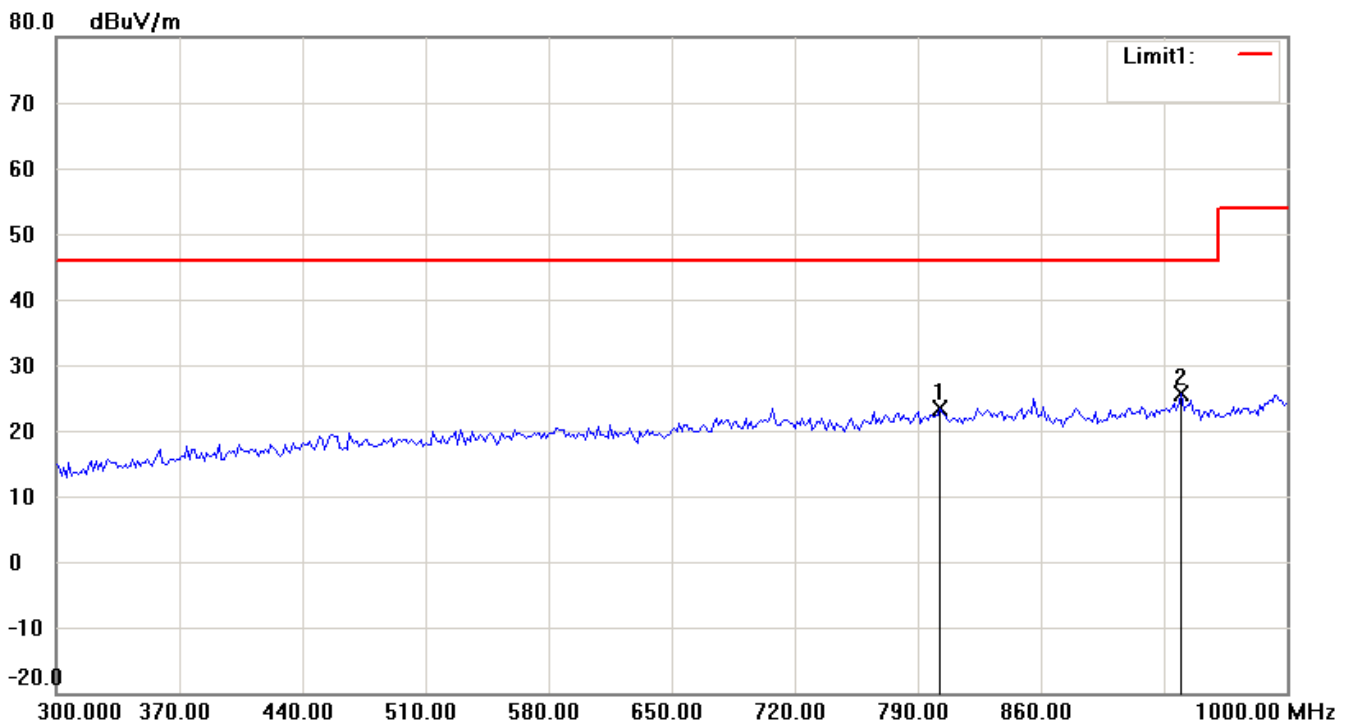
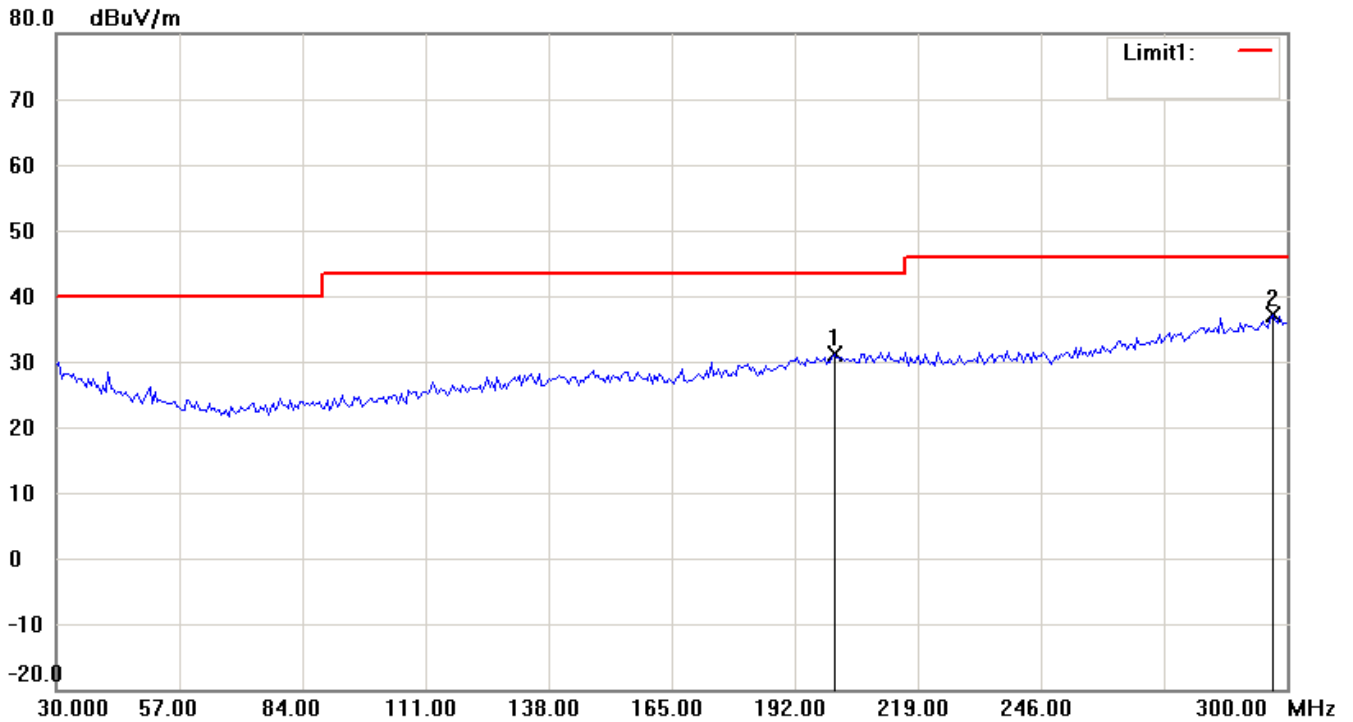
# Worldwide Testing Services(Taiwan) Co., Ltd.

Registration number: W6M21102-11262-C-1-R

FCC ID: L9N-7880LC2

25 kHz-469.975 MHz

Antenna Polarization H



Note: Up line: PK limit Down line: AVE limit

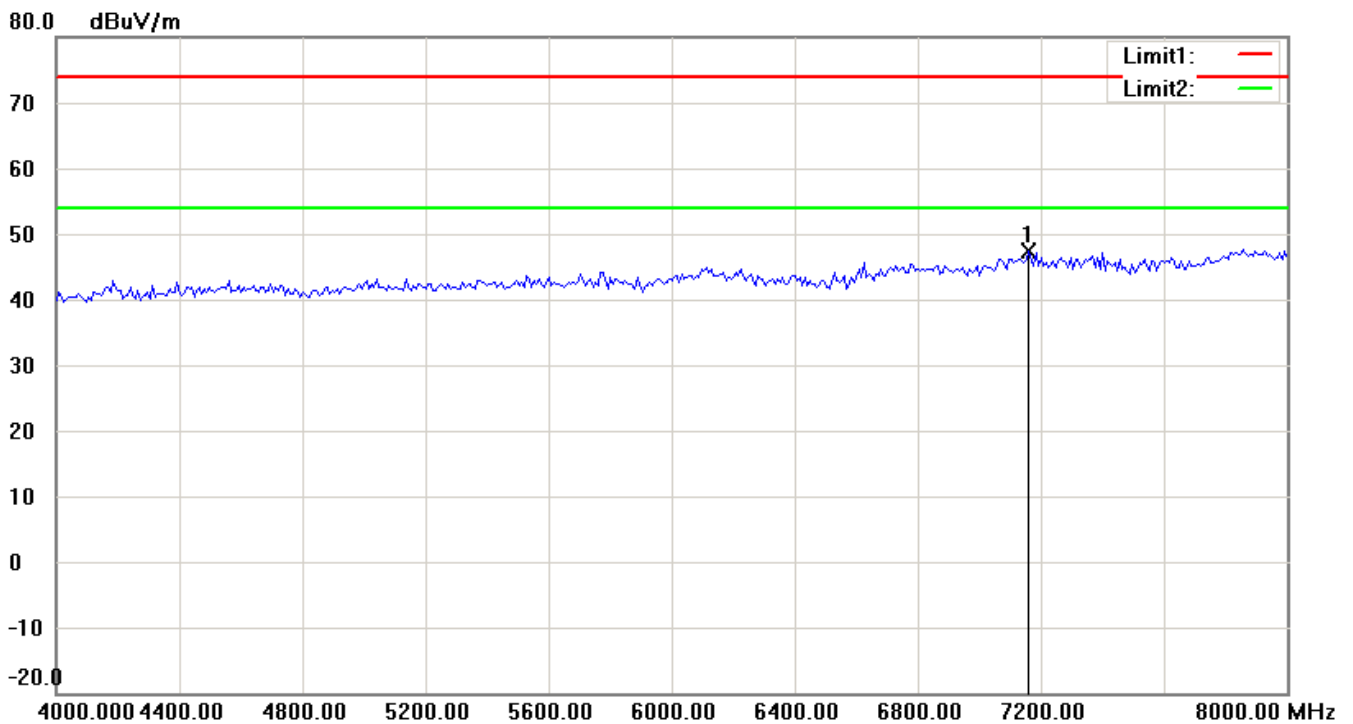
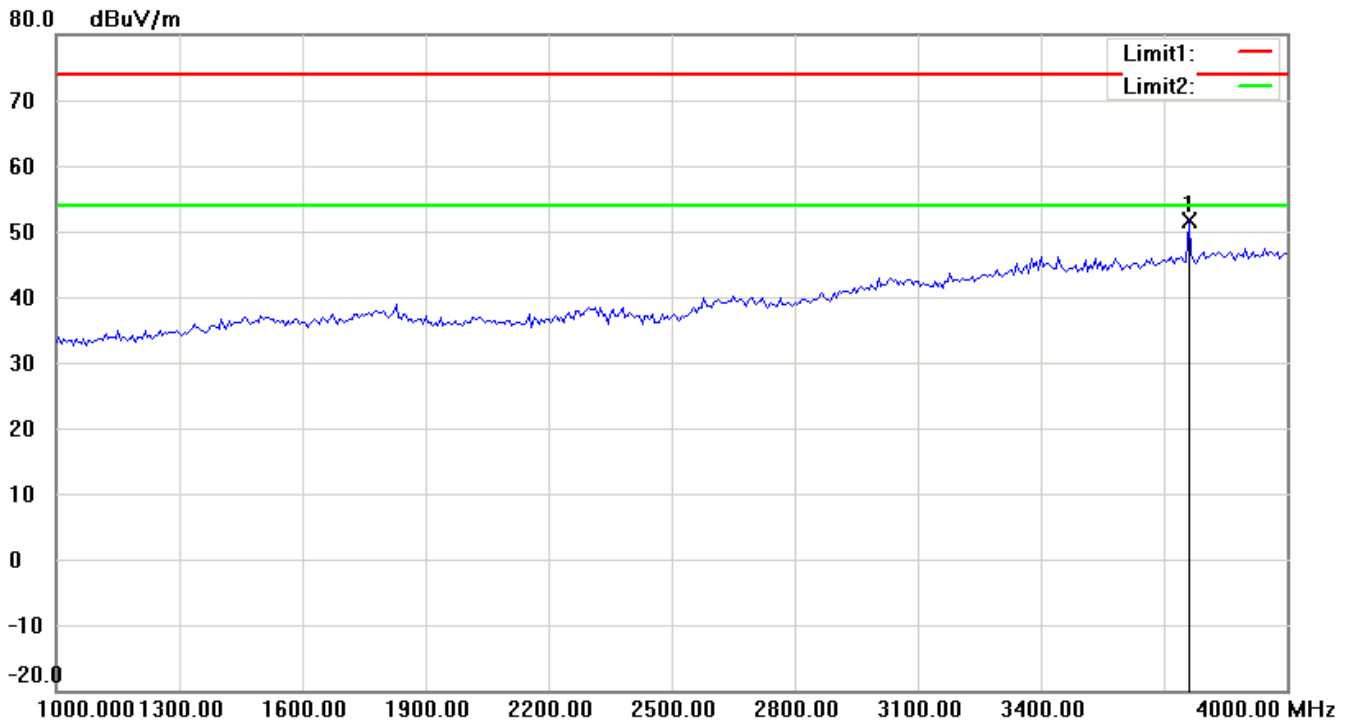
1. The attached measurement plots are preliminarily pre-scanned with peak detector for determining the final checking frequencies and are for reference only.
2. The some frequencies may exceed the limit line without the specified detectors, but that cannot present the results are failed to the specification of test standard.
3. For corrected test results are listed in the relevant table of radiated test data of this test report.



# Worldwide Testing Services(Taiwan) Co., Ltd.

Registration number: W6M21102-11262-C-1-R

FCC ID: L9N-7880LC2



Note: Up line: PK limit Down line: AVE limit

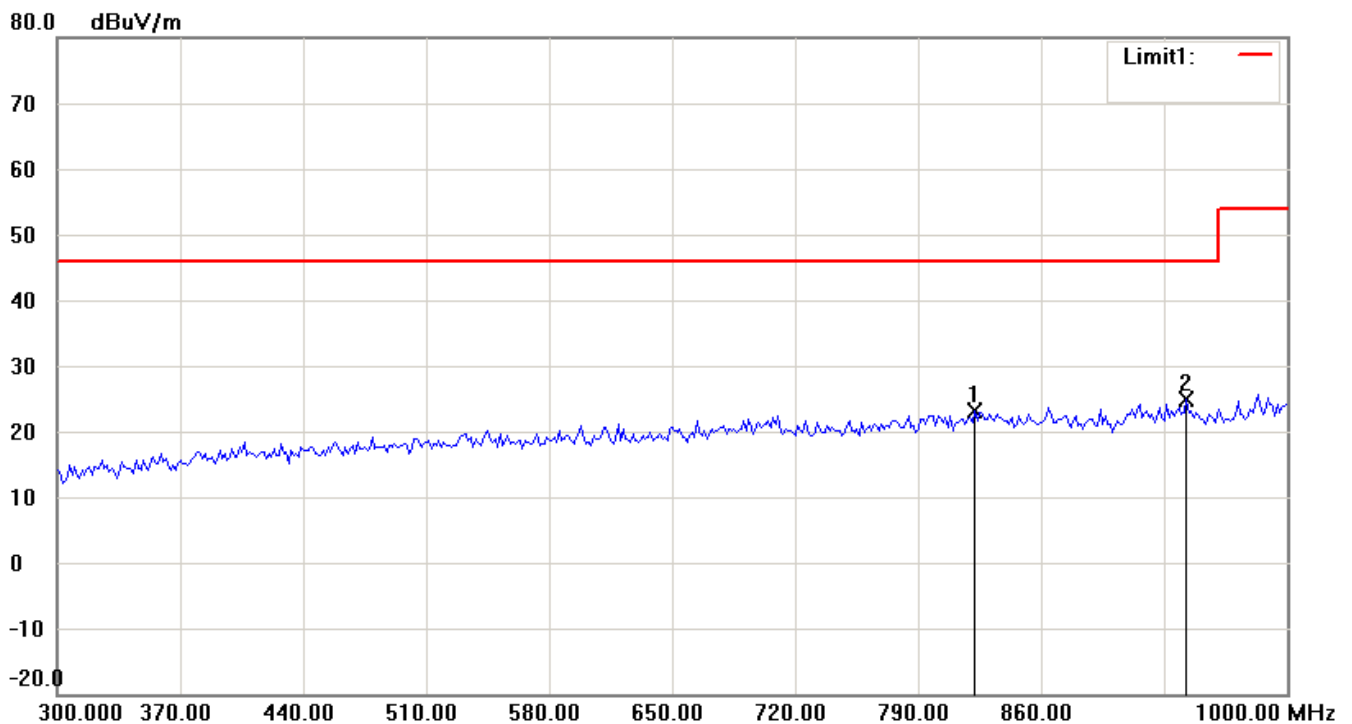
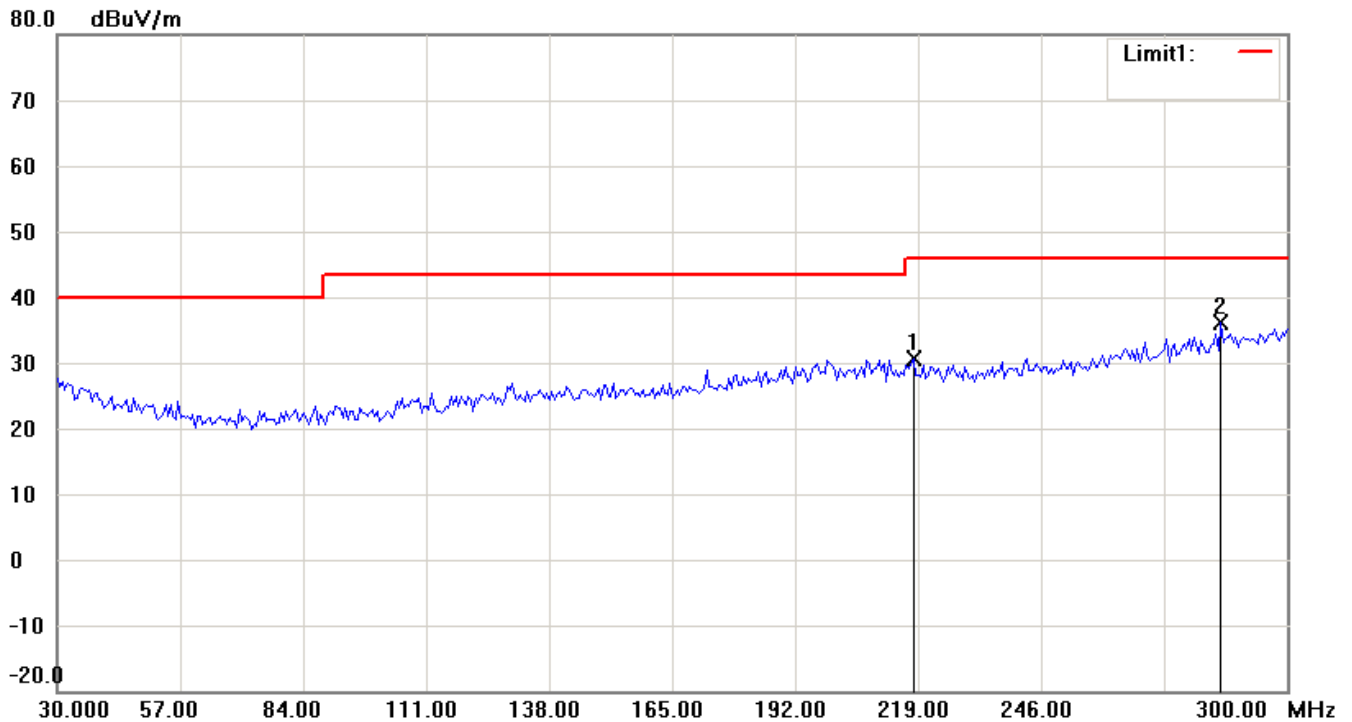
1. The attached measurement plots are preliminarily pre-scanned with peak detector for determining the final checking frequencies and are for reference only.
2. The some frequencies may exceed the limit line without the specified detectors, but that cannot present the results are failed to the specification of test standard.
3. For corrected test results are listed in the relevant table of radiated test data of this test report.



Registration number: W6M21102-11262-C-1-R

FCC ID: L9N-7880LC2

## Antenna Polarization V



Note: Up line: PK limit Down line: AVE limit

1. The attached measurement plots are preliminarily pre-scanned with peak detector for determining the final checking frequencies and are for reference only.
2. The some frequencies may exceed the limit line without the specified detectors, but that cannot present the results are failed to the specification of test standard.
3. For corrected test results are listed in the relevant table of radiated test data of this test report.



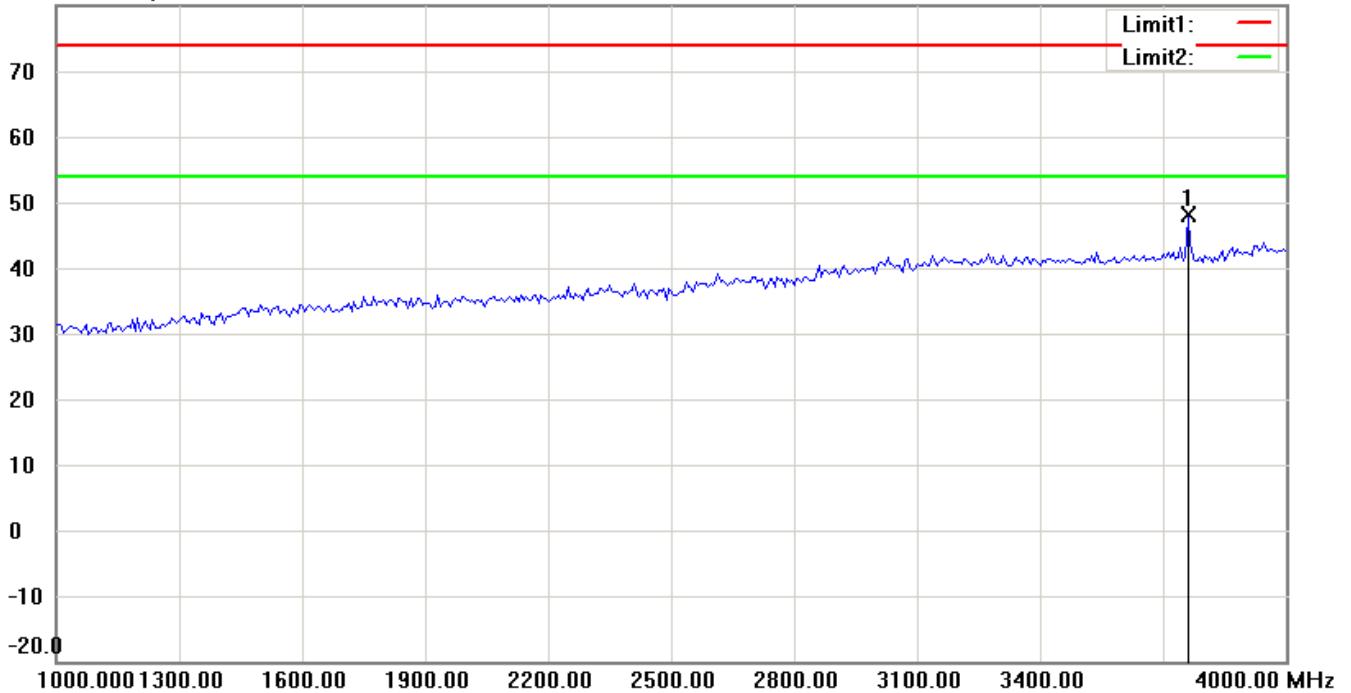


# Worldwide Testing Services(Taiwan) Co., Ltd.

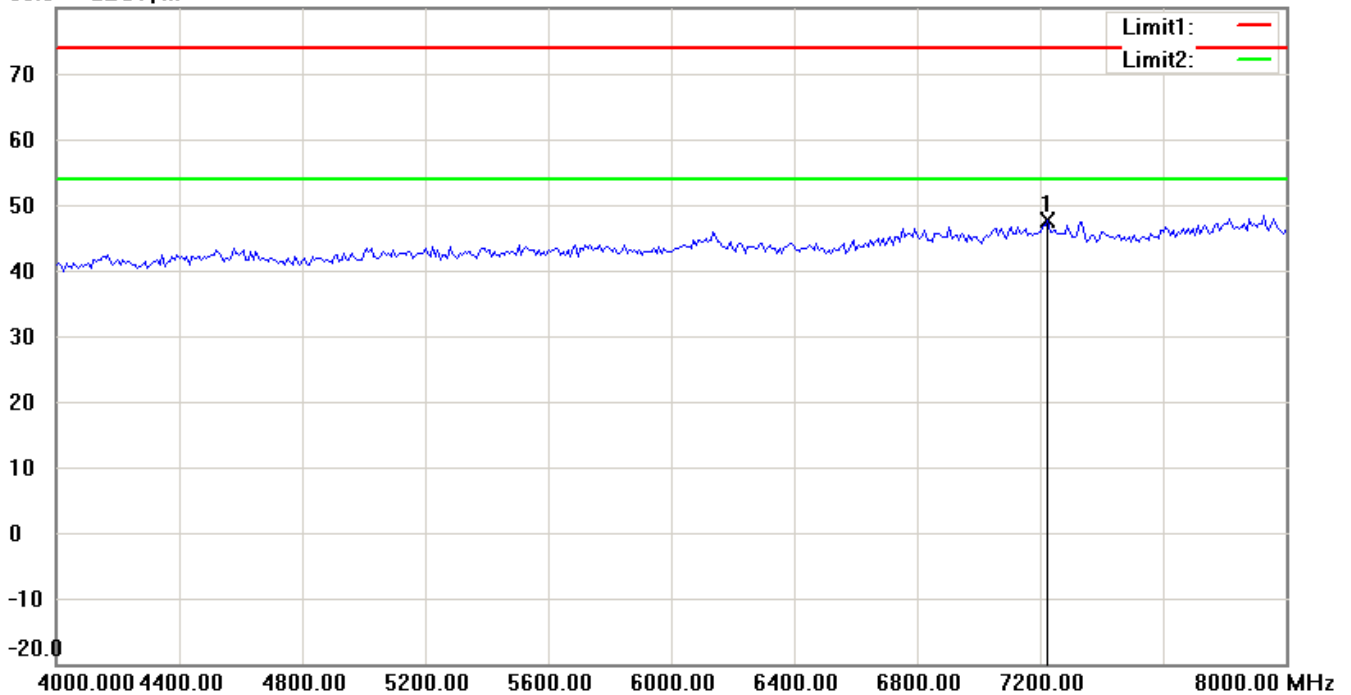
Registration number: W6M21102-11262-C-1-R

FCC ID: L9N-7880LC2

80.0 dBuV/m




80.0 dBuV/m



Note: Up line: PK limit Down line: AVE limit

1. The attached measurement plots are preliminarily pre-scanned with peak detector for determining the final checking frequencies and are for reference only.
2. The some frequencies may exceed the limit line without the specified detectors, but that cannot present the results are failed to the specification of test standard.
3. For corrected test results are listed in the relevant table of radiated test data of this test report.



Registration number: W6M21102-11262-C-1-R

FCC ID: L9N-7880LC2


Pictures


External Photos






Registration number: W6M21102-11262-C-1-R  
FCC ID: L9N-7880LC2







Registration number: W6M21102-11262-C-1-R  
FCC ID: L9N-7880LC2





Registration number: W6M21102-11262-C-1-R  
FCC ID: L9N-7880LC2







Registration number: W6M21102-11262-C-1-R


FCC ID: L9N-7880LC2


Internal Photos






Registration number: W6M21102-11262-C-1-R  
FCC ID: L9N-7880LC2





Registration number: W6M21102-11262-C-1-R  
FCC ID: L9N-7880LC2





Registration number: W6M21102-11262-C-1-R

FCC ID: L9N-7880LC2

**Set Up Photo of Radiated Emission**

