



國際電器認證中心有限公司 International Electrical Certification Centre Ltd.

提供電器產品測試國際認證及諮詢服務 Technical Services in Electrical Product Testing, International Certification & Information

Agent of 
Accredited Laboratory

FCC ID: L9G9900T

Exhibit 5 - User's Manual

Head Office

Unit 602-605, 6/F, 31 Lok Yip Road, On Lok Tsuen, Fanling, NT, Hong Kong Tel (852) 2305 2570 Fax (852) 2756 4480
香港新界粉嶺安樂村樂業路31號6樓602-605室 電話 (852) 2305 2570 傳真 (852) 2756 4480

21 JAN 1998



INSTALLING THE WIRELESS CONTROLLER'S BATTERY

Removal of the battery cover requires a "Phillips head" screwdriver. See Figure 1. After removing this screw, slide the cover downward to remove. Place the 9V battery in position so that the (+) and (-) are in the proper alignment as marked inside the battery cover. See Figure 2. Replace screw to battery cover.

Cautions:

- Use only fresh batteries of the required size and type.
- Do not mix old and new batteries.
- Never mix alkaline batteries with other types of batteries.
- Never leave dead or weak batteries in the transmitter.
- If you do not plan to use the Race Set for several days, remove the batteries.
- Dispose of batteries promptly and properly; do not bury or burn them.

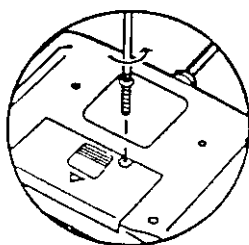


Figure 1

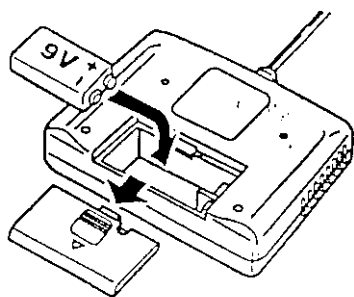


Figure 2

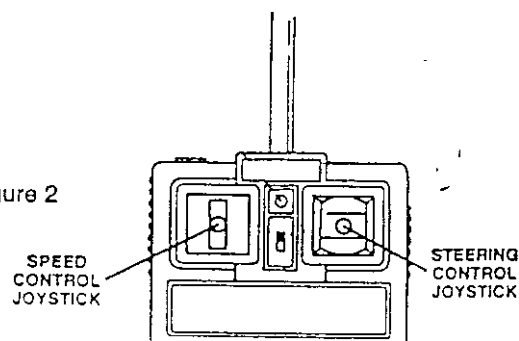


Figure 2

OPERATION

Cautions:

If the Race Cars move slowly, and you have to install fresh batteries. Check the wheel mechanisms and remove any lint, thread, hair, or dust you find.

Follow These Steps To Operate Race Set:

1. Attach power pack cord to receiver.
2. Plug in the adaptor to a 120V outlet.
3. Squeeze the trigger gently to start racing.

Help Hints:

These hints can help you get the most enjoyment from your Race Set.

- If the Cars move slowly or not at all, replace the transmitter batteries.
- If someone uses a CB nearby, it might interfere with control of the Race Set, if this happens, move the Set away from the CB.
- You cannot operate your Race Set near devices with transmitter which use the same frequency.
- Metal rails must be kept clean. Wipe rails completely before using.
- If the cars are not moving smoothly, or stop during operation, there may be interference by home appliances or a portable telephone. Please take the transmitter, and move to another position.

CARE AND MAINTENANCE

The following suggestions will help you care for your Race Set so you can enjoy it longer.

- Do not expose the components (transmitter and receiver) to temperature extremes.
- MODIFYING OR TAMPERING WITH THE RECEIVER OR THE TRANSMITTER COMPONENTS CAN CAUSE A MALFUNCTION AND MIGHT INVALIDATE THE WARRANTY AND VOID YOUR FCC AUTHORIZATION TO OPERATE THEM.

THE FCC WANTS YOU TO KNOW

Your Race Set might cause TV or radio interference even when it is operating properly. To determine whether your Race Set is causing the interference, turn off your Race Set. If the interference goes away, your Race Set is causing the interference. Try to eliminate the interference by:

- Moving your Race Set away from the TV or radio.