		Document Appendix D for the BlackBerry® Smartphone Model RHT181LW (STV100-2) SAR Report			Page 1(25)
		Author Data Andrew Becker	Dates of Test Oct 06 – Nov 02, 2015	Test Report No RTS-6066-1511-01	FCC ID: L6ARHT180LW

APPENDIX E: PHOTOGRAPHS



Figure E1. BlackBerry Smartphone Slider Closed


		Document Appendix D for the BlackBerry® Smartphone Model RHT181LW (STV100-2) SAR Report			Page 2(25)
		Author Data Andrew Becker	Dates of Test Oct 06 – Nov 02, 2015	Test Report No RTS-6066-1511-01	FCC ID: L6ARHT180LW



Figure E2. BlackBerry Smartphone Slider Open


		Document Appendix D for the BlackBerry® Smartphone Model RHT181LW (STV100-2) SAR Report		Page 3(25)
		Author Data Andrew Becker	Dates of Test Oct 06 – Nov 02, 2015	Test Report No RTS-6066-1511-01



Figure E3. Holster Front



		Document Appendix D for the BlackBerry® Smartphone Model RHT181LW (STV100-2) SAR Report		Page 4(25)
		Author Data Andrew Becker	Dates of Test Oct 06 – Nov 02, 2015	Test Report No RTS-6066-1511-01



Figure E4. Holster Back

	Document Appendix D for the BlackBerry® Smartphone Model RHT181LW (STV100-2) SAR Report			Page 5(25)
	Author Data Andrew Becker	Dates of Test Oct 06 – Nov 02, 2015	Test Report No RTS-6066-1511-01	FCC ID: L6ARHT180LW





Figure E5. Head configuration – Right Touch/Tilt – Slider Closed

		Document Appendix D for the BlackBerry® Smartphone Model RHT181LW (STV100-2) SAR Report			Page 6(25)
		Author Data Andrew Becker	Dates of Test Oct 06 – Nov 02, 2015	Test Report No RTS-6066-1511-01	FCC ID: L6ARHT180LW




Figure E6. Head configuration – Left Touch/Tilt – Slider Closed


	Document Appendix D for the BlackBerry® Smartphone Model RHT181LW (STV100-2) SAR Report			Page 7(25)
	Author Data Andrew Becker	Dates of Test Oct 06 – Nov 02, 2015	Test Report No RTS-6066-1511-01	FCC ID: L6ARHT180LW



Figure E7. Head configuration – Right Touch/Tilt – Slider Open


	Document Appendix D for the BlackBerry® Smartphone Model RHT181LW (STV100-2) SAR Report			Page 8(25)
	Author Data Andrew Becker	Dates of Test Oct 06 – Nov 02, 2015	Test Report No RTS-6066-1511-01	FCC ID: L6ARHT180LW



Figure E8. Head configuration – Left Touch/Tilt – Slider Open


	Document			Page
	Appendix D for the BlackBerry® Smartphone Model RHT181LW (STV100-2) SAR Report			9(25)
Author Data	Dates of Test	Test Report No	FCC ID:	IC
Andrew Becker	Oct 06 – Nov 02, 2015	RTS-6066-1511-01	L6ARHT180LW	2503A-RHT180LW



Figure E9. Hotspot configuration – Slider Closed (No Holster, back side 10mm away)


	Document Appendix D for the BlackBerry® Smartphone Model RHT181LW (STV100-2) SAR Report			Page 10(25)
	Author Data Andrew Becker	Dates of Test Oct 06 – Nov 02, 2015	Test Report No RTS-6066-1511-01	FCC ID: L6ARHT180LW



Figure E10. Hotspot configuration – Slider Open (No Holster, back side 10mm away)


	Document Appendix D for the BlackBerry® Smartphone Model RHT181LW (STV100-2) SAR Report			Page 11(25)
	Author Data Andrew Becker	Dates of Test Oct 06 – Nov 02, 2015	Test Report No RTS-6066-1511-01	FCC ID: L6ARHT180LW



Figure E11. Hotspot configuration – Slider Closed (No Holster, front side 10mm away)


		Document Appendix D for the BlackBerry® Smartphone Model RHT181LW (STV100-2) SAR Report			Page 12(25)
		Author Data Andrew Becker	Dates of Test Oct 06 – Nov 02, 2015	Test Report No RTS-6066-1511-01	FCC ID: L6ARHT180LW



Figure E12. Hotspot configuration – Slider Open (No Holster, front side 10mm away)


	Document Appendix D for the BlackBerry® Smartphone Model RHT181LW (STV100-2) SAR Report			Page 13(25)
	Author Data Andrew Becker	Dates of Test Oct 06 – Nov 02, 2015	Test Report No RTS-6066-1511-01	FCC ID: L6ARHT180LW



Figure E13. Hotspot configuration – Slider Closed (No Holster, left side 10mm away)


		Document Appendix D for the BlackBerry® Smartphone Model RHT181LW (STV100-2) SAR Report		Page 14(25)
		Author Data Andrew Becker	Dates of Test Oct 06 – Nov 02, 2015	Test Report No RTS-6066-1511-01



Figure E14. Hotspot configuration – Slider Open (No Holster, left side 10mm away)


	Document Appendix D for the BlackBerry® Smartphone Model RHT181LW (STV100-2) SAR Report			Page 15(25)
	Author Data Andrew Becker	Dates of Test Oct 06 – Nov 02, 2015	Test Report No RTS-6066-1511-01	FCC ID: L6ARHT180LW



Figure E15. Hotspot configuration – Slider Closed (No Holster, right side 10mm away)


	Document Appendix D for the BlackBerry® Smartphone Model RHT181LW (STV100-2) SAR Report			Page 16(25)
	Author Data Andrew Becker	Dates of Test Oct 06 – Nov 02, 2015	Test Report No RTS-6066-1511-01	FCC ID: L6ARHT180LW



Figure E16. Hotspot configuration – Slider Open (No Holster, right side 10mm away)


		Document Appendix D for the BlackBerry® Smartphone Model RHT181LW (STV100-2) SAR Report		Page 17(25)
		Author Data Andrew Becker	Dates of Test Oct 06 – Nov 02, 2015	Test Report No RTS-6066-1511-01



Figure E17. Hotspot configuration – Slider Closed (No Holster, top side 10mm away)


		Document Appendix D for the BlackBerry® Smartphone Model RHT181LW (STV100-2) SAR Report			Page 18(25)
		Author Data Andrew Becker	Dates of Test Oct 06 – Nov 02, 2015	Test Report No RTS-6066-1511-01	FCC ID: L6ARHT180LW



Figure E18. Hotspot configuration – Slider Open (No Holster, top side 10mm away)


		Document Appendix D for the BlackBerry® Smartphone Model RHT181LW (STV100-2) SAR Report			Page 19(25)
		Author Data Andrew Becker	Dates of Test Oct 06 – Nov 02, 2015	Test Report No RTS-6066-1511-01	FCC ID: L6ARHT180LW



Figure E19. Hotspot configuration – Slider Closed (No Holster, bottom side 10mm away)


	Document Appendix D for the BlackBerry® Smartphone Model RHT181LW (STV100-2) SAR Report			Page 20(25)
	Author Data Andrew Becker	Dates of Test Oct 06 – Nov 02, 2015	Test Report No RTS-6066-1511-01	FCC ID: L6ARHT180LW



Figure E20. Hotspot configuration – Slider Open (No Holster, bottom side 10mm away)



	Document Appendix D for the BlackBerry® Smartphone Model RHT181LW (STV100-2) SAR Report			Page 21(25)
	Author Data Andrew Becker	Dates of Test Oct 06 – Nov 02, 2015	Test Report No RTS-6066-1511-01	FCC ID: L6ARHT180LW



Figure E21. Body-worn configuration – Slider Closed (No Holster, back side 15mm away)

	Document Appendix D for the BlackBerry® Smartphone Model RHT181LW (STV100-2) SAR Report			Page 22(25)
	Author Data Andrew Becker	Dates of Test Oct 06 – Nov 02, 2015	Test Report No RTS-6066-1511-01	FCC ID: L6ARHT180LW




Figure E22. Body-worn configuration – Slider Open (No Holster, back side 15mm away)


	Document			Page
	Appendix D for the BlackBerry® Smartphone Model RHT181LW (STV100-2) SAR Report			23(25)
Author Data	Dates of Test	Test Report No	FCC ID:	IC
Andrew Becker	Oct 06 – Nov 02, 2015	RTS-6066-1511-01	L6ARHT180LW	2503A-RHT180LW



Figure E23. Body-worn configuration – Slider Closed (No Holster, front side 15mm away)



	Document Appendix D for the BlackBerry® Smartphone Model RHT181LW (STV100-2) SAR Report			Page 24(25)
	Author Data Andrew Becker	Dates of Test Oct 06 – Nov 02, 2015	Test Report No RTS-6066-1511-01	FCC ID: L6ARHT180LW



Figure E24. Body-worn configuration – Slider Closed (No Holster, front side 15mm away)

	Document Appendix D for the BlackBerry® Smartphone Model RHT181LW (STV100-2) SAR Report			Page 25(25)
	Author Data Andrew Becker	Dates of Test Oct 06 – Nov 02, 2015	Test Report No RTS-6066-1511-01	FCC ID: L6ARHT180LW




Figure E25. Body-worn configuration (Holster, back)