

# EMC Test Report

Tested in accordance with  
Federal Communications Commission (FCC)  
Personal Communications Services  
CFR 47, Parts 15.107, 15.109  
&  
Industry Canada (IC), ICES-003



**REPORT NO.:** RTS-6066-1509-05A

**PRODUCT MODEL NO.:** RHK211LW (STV100-1), RHL211LW (STV100-3)

**TYPE NAME:** BlackBerry® smartphone

**FCC ID:** L6ARHK210LW, L6ARHL210LW


**IC:** 2503A-RHK210LW, 2503A-RHL210LW

**DATE:** September 17, 2015

RTS is accredited  
according to  
EN ISO/IEC 17025 by:



592

	EMC Test Report for the BlackBerry® smartphone Model RHK211LW (STV100-1), RHL211LW (STV100-3)	
<b>Test Report No.</b> RTS-6066-1509-05A	<b>Date of Test</b> July 22 to September 14, 2015	<b>FCC ID:</b> L6ARHK210LW, L6ARHL210LW <b>IC:</b> 2503A-RHK210LW, 2503A-RHL210LW

### **Statement of Performance:**

The BlackBerry® smartphone, model RHK211LW (STV100-1), part number CER-62541-001 Rev4-x06-01 and accessories when configured and operated per BlackBerry's operation instructions, performs within the requirements of the test standards.

The BlackBerry® smartphone, model RHL211LW (STV100-3), part number CER-62542-001 Rev6-x08-00 and accessories when configured and operated per BlackBerry's operation instructions, performs within the requirements of the test standards

### **Declaration:**

We hereby certify that:

The test data reported herein is an accurate record of the performance of the sample(s) tested.

The test results are valid for the tested unit(s) only.

The test equipment used was suitable for the tests performed and within manufacturer's published specifications and operating parameters.

The test methods were consistent with the methods described in the relevant standards.

Documented by:


Reviewed by:

\_\_\_\_\_  
Savtej S. Sandhu  
Compliance Specialist II

\_\_\_\_\_  
Kevin Guo  
Compliance Specialist I


Reviewed and Approved by:

\_\_\_\_\_  
Masud S. Attayi, P.Eng.  
Sr. Manager, Regulatory Certification &  
Compliance

	EMC Test Report for the BlackBerry® smartphone Model RHK211LW (STV100-1), RHL211LW (STV100-3)	
<b>Test Report No.</b> RTS-6066-1509-05A	<b>Date of Test</b> July 22 to September 14, 2015	<b>FCC ID:</b> L6ARHK210LW, L6ARHL210LW <b>IC:</b> 2503A-RHK210LW, 2503A-RHL210LW

## Table of Contents

A.	Scope .....	4
B.	Associated Documents .....	4
C.	Product Identification .....	5
D.	Support Equipment Used for the Testing of the EUT .....	7
E.	Summary of Results .....	8
F.	Compliance Test Equipment Used .....	13
G.	Test Software Used .....	14
	APPENDIX 1 - AC POWERLINE CONDUCTED EMISSIONS TEST DATA.....	15
	APPENDIX 2 - RADIATED UNINTENTIONAL SPURIOUS EMISSIONS TEST DATA.....	32

	EMC Test Report for the BlackBerry® smartphone Model RHK211LW (STV100-1), RHL211LW (STV100-3)	
<b>Test Report No.</b> RTS-6066-1509-05A	<b>Date of Test</b> July 22 to September 14, 2015	<b>FCC ID:</b> L6ARHK210LW, L6ARHL210LW <b>IC:</b> 2503A-RHK210LW, 2503A-RHL210LW


## A. Scope

This report details the results of compliance tests that were performed in accordance with the requirements of:

- FCC CFR 47 Part 15, Subpart B, October, 2014 Class B Digital Devices, Unintentional Radiators
- IC ICES-003 Issue 5, August 2012, Information Technology Equipment (ITE) – Limits and methods of measurement

## B. Associated Documents

- 1) RHK211LW-R149-HW\_CER-62541-001 - Rev3-x06-02
- 2) RHK211LW-R149-HW\_CER-62541-001 - Rev4-x06-01
- 3) MultiSourceDeclaration\_R149\_AAC056\_upto\_AAC273
- 4) MultiSourceDeclaration\_R149\_AAC273\_upto\_AAC380
- 5) MultiSourceDeclaration\_R149\_AAC380\_upto\_AAC396
- 6) Test Report RTS-6066-1509-05
- 7) RHL211LW-R150-HW\_CER-62542-001 – Rev3-x06-02
- 8) RHL211LW-R150-HW\_CER-62542-001 – Rev4-x06-01
- 9) RHL211LW-R150-HW\_CER-62542-001 – Rev5-x08-00
- 10) RHL211LW-R150-HW\_CER-62542-001 – Rev6-x08-00
- 11) MultiSourceDeclaration\_R150\_AAC056\_upto\_AAC273
- 12) MultiSourceDeclaration\_R150\_AAC273\_upto\_AAC380
- 13) MultiSourceDeclaration\_R150\_AAC380\_upto\_AAC396
- 14) BlackBerrySystemSimilarity\_RHK211LW\_RHL211LW

	EMC Test Report for the BlackBerry® smartphone Model RHK211LW (STV100-1), RHL211LW (STV100-3)	
<b>Test Report No.</b> RTS-6066-1509-05A	<b>Date of Test</b> July 22 to September 14, 2015	<b>FCC ID:</b> L6ARHK210LW, L6ARHL210LW <b>IC:</b> 2503A-RHK210LW, 2503A-RHL210LW

### C. Product Identification

Manufactured by BlackBerry Limited whose headquarter is located at:

2200 University Ave. East  
Waterloo, Ontario  
Canada, N2K 0A7  
Phone: 519 888 7465  
Fax: 519 888 6906


The equipment under test (EUT) was tested at the following locations:

BlackBerry RTS EMC test facilities:

305 Phillip Street  
Waterloo, Ontario  
Canada, N2L 3W8  
Phone: 519 888 7465  
Fax: 519 888 6906

440 Phillip Street  
Waterloo, Ontario  
Canada, N2L 5R9  
Phone: 519 888 7465  
Fax: 519 888 6906

The testing was performed from July 22 to September 14, 2015.

	EMC Test Report for the BlackBerry® smartphone Model RHK211LW (STV100-1), RHL211LW (STV100-3)	
<b>Test Report No.</b> RTS-6066-1509-05A	<b>Date of Test</b> July 22 to September 14, 2015	<b>FCC ID:</b> L6ARHK210LW, L6ARHL210LW <b>IC:</b> 2503A-RHK210LW, 2503A-RHL210LW


The sample EUT included:

SAMPLE	MODEL	HARDWARE	IMEI	Software
1	RHK211LW (STV100-1)	CER-62541-001 Rev3-x06-01	004402243071358	Software Build: AAC056
2	RHK211LW (STV100-1)	CER-62541-001 Rev3-x06-01	004402243071390	Software Build: AAC056
3	RHK211LW (STV100-1)	CER-62541-001 Rev3-x06-01	004402243070640	Software Build: AAC056
4	RHK211LW (STV100-1)	CER-62541-001 Rev4-x06-01	004402243079534	Software Build: AAC273
5	RHK211LW (STV100-1)	CER-62541-001 Rev4-x06-01	004402243079500	Software Build: AAC346
6	RHK211LW (STV100-1)	CER-62541-001 Rev4-x06-01	004402243079518	Software Build: AAC396
7	RHL211LW (STV100-3)	CER-62542-001 Rev3-x06-01	004402243072240	Software Build: AAC056
8	RHL211LW (STV100-3)	CER-62542-001 Rev4-x06-01	004402243079856	Software Build: AAC273
9	RHL211LW (STV100-3)	CER-62542-001 Rev6-x08-00	004402243087784	Software Build: AAC328
10	RHL211LW (STV100-3)	CER-62542-001 Rev4-x06-01	004402243079732	Software Build: AAC273
11	RHL211LW (STV100-3)	CER-62542-001 Rev4-x06-01	004402243079781	Software Build: AAC396

AC Powerline conducted testing was performed on samples 4, 6, 9, 10 and 11.  
Radiated Emissions testing was performed on samples 1, 2, 3, 5, 6, 7, 8, 9 and 10.

The characteristics that may have been affected by the changes from Rev3-x06-01 to Rev4-x06-01 for RHK211LW were verified/re-tested.  
For more details, refer to RHK211LW-R149-HW\_CER-62541-001 - Rev3-x06-02, and RHK211LW-R149-HW\_CER-62541-001 - Rev4-x06-01.

To view the differences between software builds AAC056 to AAC396 for RHK211LW, see document MultiSourceDeclaration\_R149\_AAC056\_upto\_AAC273, MultiSourceDeclaration\_R149\_AAC273\_upto\_AAC380, and MultiSourceDeclaration\_R149\_AAC380\_upto\_AAC396.

	EMC Test Report for the BlackBerry® smartphone Model RHK211LW (STV100-1), RHL211LW (STV100-3)	
<b>Test Report No.</b> RTS-6066-1509-05A	<b>Date of Test</b> July 22 to September 14, 2015	<b>FCC ID:</b> L6ARHK210LW, L6ARHL210LW <b>IC:</b> 2503A-RHK210LW, 2503A-RHL210LW

The characteristics that may have been affected by the changes from RHK211LW to RHL211LW were verified/re-tested.

For more details, refer to BlackBerrySystemSimilarity\_RHK211LW\_RHL211LW

The characteristics that may have been affected by the changes from Rev3-x06-01 to Rev6-x08-00 for RHL211LW were verified/re-tested.

For more details, refer to

RHL211LW-R150-HW\_CER-62542-001 – Rev3-x06-02,  
RHL211LW-R150-HW\_CER-62542-001 – Rev4-x06-01,  
RHL211LW-R150-HW\_CER-62542-001 – Rev5-x08-00, and  
RHL211LW-R150-HW\_CER-62542-001 – Rev6-x08-00.


To view the differences between software builds AAC056 to AAC396 for RHL211LW, see document MultiSourceDeclaration\_R150\_AAC056\_upto\_AAC273, MultiSourceDeclaration\_R150\_AAC273\_upto\_AAC380, and MultiSourceDeclaration\_R150\_AAC380\_upto\_AAC396.

#### BlackBerry® smartphone Accessories Tested

- 1) Fixed Blade Charger, part number HDW-58920-001 with an output voltage of 5.0 volts dc, 1300mA
- 2) Headset, part number HDW-49299-001, with a lead length of 1.1 metres
- 3) Alt.1 Headset, part number HDW-61938-001, revB with a lead length of 1.1 metres
- 4) Alt.2 Headset, part number 1060399, with a lead length of 1.1 metres
- 5) Alt.3 Headset, part number 1014826, with a lead length of 1.1 metres
- 6) Alt.4 Headset, part number HDW-61938-001, revB3 with a lead length of 1.1 metres
- 7) USB Data Cable, part number HDW-50071-001, 0.9 metres long
- 8) Alt.1 USB Data Cable, part number HDW-51800-001, 0.9 metres long
- 9) Alt.2 USB Data Cable, part number HDW-50071-002, 1.2 metres long
- 10) Alt.3 USB Data Cable, part number HDW-51800-002, 1.2 metres long

#### **D. Support Equipment Used for the Testing of the EUT**


- 1) Lenovo Thinkpad laptop, type 4236-D84, S/N PB-HX502 12/02, product ID 4236D84
- 2) Phillips Monitor, Model MWE12244T, Product ID 2444E1SB/27
- 3) HDMI Cable, Model CTI AWM with a length of 1 metre
- 4) HDMI-to-USB Adapter, HDW-29572-001
- 5) Wireless Charger, Energizer, Model Number IC2B

	EMC Test Report for the BlackBerry® smartphone Model RHK211LW (STV100-1), RHL211LW (STV100-3)	
<b>Test Report No.</b> RTS-6066-1509-05A	<b>Date of Test</b> July 22 to September 14, 2015	<b>FCC ID:</b> L6ARHK210LW, L6ARHL210LW <b>IC:</b> 2503A-RHK210LW, 2503A-RHL210LW

## E. Summary of Results

SPECIFICATION		TEST TYPE	Meets Requirement	Test Data APPENDIX
FCC CFR 47	IC			
Part 15.107	ICES-003,6.1	AC Powerline Conducted Emission	Yes	1
Part 15.109	ICES-003,6.1	Radiated Unintentional Spurious Emissions	Yes	2



	EMC Test Report for the BlackBerry® smartphone Model RHK211LW (STV100-1), RHL211LW (STV100-3)	
<b>Test Report No.</b> RTS-6066-1509-05A	<b>Date of Test</b> July 22 to September 14, 2015	<b>FCC ID:</b> L6ARHK210LW, L6ARHL210LW <b>IC:</b> 2503A-RHK210LW, 2503A-RHL210LW

#### a) AC POWERLINE CONDUCTED EMISSIONS

The AC Powerline conducted emissions were measured using the test procedure outlined in CISPR Recommendation 32 through a 50 Ohm Line Impedance Stabilization Network (LISN), which was inserted in the powerline to the equipment to provide the specified impedance for measurements. The EUT was placed on a nonconductive wooden table, 80 cm high that was positioned 40 cm from a vertical ground plane. The RF output of the network was connected to an EMI Receiver/Analyzer system with characteristics that duplicate those of the receiver specified in CISPR Publication 16.

BlackBerry® smartphone was in battery charging mode. The input voltage was 120 V, 60 Hz.


The following test configurations were measured on model RHK211LW (STV100-1):

Test Configuration	Operating Mode(s)	Charger + Accessories
1	PCS 1900, Idle, Charging and Video Playback, Slider Open	Fixed Blade Charger + Headset + USB Cable
2	LTE FDD 2, Idle, Charging and Audio Playback, Slider Close	Alt.1 Headset + Alt.1 USB Cable + Laptop
3	UMTS FDD II HSDPA+, Idle, Charging and Audio Playback, Slider Close	Fixed Blade Charger + Alt.1 Headset + Alt.1 USB Cable + Monitor + HDMI Cable + HDMI-to-USB Adapter
4	UMTS FDD IV DC HSDPA, Idle, Charging and Video Playback, Slider Close	Wireless Charger + Headset
5	LTE FDD 4+29 (CA), Idle, Charging and Audio Playback, Slider Close	Fixed Blade Charger + Headset + Alt.2 USB Cable
6	FM Radio, Idle, Charging and Audio Playback, Slider Close	***

\*\*\* Test results are leveraged from model RHL211LW (STV100-3) based on FM Radio similarity

The sample EUT's AC Powerline conducted emissions were compared with respect to the FCC CFR 47 Part 15.107, Class B Limit, and IC ICES-003, 6.1.

The sample EUT had a worst case test margin of 11.13 dB below the QP limit at 3.975 MHz using the QP detector in Test Configuration 4.

	EMC Test Report for the BlackBerry® smartphone Model RHK211LW (STV100-1), RHL211LW (STV100-3)	
<b>Test Report No.</b> RTS-6066-1509-05A	<b>Date of Test</b> July 22 to September 14, 2015	<b>FCC ID:</b> L6ARHK210LW, L6ARHL210LW <b>IC:</b> 2503A-RHK210LW, 2503A-RHL210LW

The following test configurations were measured on model RHL211LW (STV100-3):

Test Configuration	Operating Mode(s)	Charger + Accessories
7	PCS 1900, Idle, Charging and Video Playback, Slider Open	Fixed Blade Charger + Headset + Alt.3 USB Cable
8	LTE FDD 2+29 (CA), Idle, Charging and Audio Playback, Slider Close	Fixed Blade Charger + Headset + Alt.2 USB Cable
9	FM Radio, Idle, Charging and Audio Playback, Slider Close	Alt.4 Headset + Alt.1 USB Cable + Laptop

The sample EUT's AC Powerline conducted emissions were compared with respect to the FCC CFR 47 Part 15.107, Class B Limit, and IC ICES-003, 6.1.

The sample EUT had a worst case test margin of 11.23 dB below the QP limit at 0.402 MHz using the QP detector in Test Configuration 9.

#### Measurement Uncertainty $\pm 3.2$ dB


To view the test data/plots, see APPENDIX 1.

#### b) RADIATED UNINTENTIONAL SPURIOUS EMISSIONS

The radiated unintentional spurious emissions from the EUT were measured using the methods outlined in CISPR Recommendation 32. The EUT was placed on a nonconductive Styrofoam table, 80 cm high that was positioned on a remote controlled turntable. The test distance used between the EUT and the receiving antenna was three metres. The turntable was rotated to determine the azimuth of the peak emissions. The emissions were then maximized by elevating the antenna in the range of 1 to 4 metres. The maximum emission level was recorded. The radiated emissions were measured up to the fifth harmonic of the highest frequency of the band tested. Both the horizontal and vertical polarizations of the emissions were measured.

The measurements were done in a semi-anechoic chamber (SAC) below 1 GHz and a CISPR compliant modified semi-anechoic chamber (modified SAC) with floor absorbers above 1 GHz. The SAC's FCC registration number is **778487** and the Industry Canada (IC) file number is **2503B-1**. The modified SAC's FCC registration number is **959115** and the IC file number is **2503C-1**.

The EUT was configured and operated to produce the maximum radiated emissions while still keeping within BlackBerry's specifications.

	EMC Test Report for the BlackBerry® smartphone Model RHK211LW (STV100-1), RHL211LW (STV100-3)	
<b>Test Report No.</b> RTS-6066-1509-05A	<b>Date of Test</b> July 22 to September 14, 2015	<b>FCC ID:</b> L6ARHK210LW, L6ARHL210LW <b>IC:</b> 2503A-RHK210LW, 2503A-RHL210LW


The BlackBerry® smartphone was in battery charging mode for all configurations. The ac input voltage was 120V, 60Hz.

The following test configurations were measured on model RHK211LW (STV100-1):

Test Configuration	Operating Mode(s)	Charger + Accessories
1	PCS 1900, Idle, Charging and Video Playback, Slider Open	Fixed Blade Charger + Headset + USB Cable
2	LTE FDD 2, Idle, Charging and Audio Playback, Slider Close	Alt.1 Headset + Alt.1 USB Cable + Laptop
3	NFC, Tx, Charging and Video Playback, Slider Close	Fixed Blade Charger + Headset + Alt.2 USB Cable
4	UMTS FDD II HSDPA+, Idle, Charging and Audio Playback, Slider Close	Fixed Blade Charger + Alt.1 Headset + Alt.1 USB Cable + Monitor + HDMI Cable + HDMI-to-USB Adapter
5	UMTS FDD IV DC HSDPA, Idle, Charging and Video Playback, Slider Close	Wireless Charger + Headset
6	Bluetooth, Tx, Charging and Video Playback, Slider Open	Fixed Blade Charger + Alt.2 Headset + Alt.3 USB Cable
7	802.11b, Tx, Charging and Audio Playback, Slider Close	Fixed Blade Charger + Alt.3 Headset + Alt.1 USB Cable
8	802.11ac, Tx, Charging and Video Playback, Slider Open	Fixed Blade Charger + Alt.1 Headset + Alt.3 USB Cable
9	LTE FDD 4+29 (CA), Idle, Charging and Audio Playback, Slider Close	Fixed Blade Charger + Headset + Alt.2 USB Cable
10	FM Radio, Idle, Charging and Audio Playback, Slider Close	***

\*\*\* Test results are leveraged from model RHL211LW (STV100-3) based on FM Radio similarity

The system's radiated emission levels were compared with respect to the FCC CFR 47 Part 15.109, Class B limit and IC ICES-003, 6.2.

	EMC Test Report for the BlackBerry® smartphone Model RHK211LW (STV100-1), RHL211LW (STV100-3)	
<b>Test Report No.</b> RTS-6066-1509-05A	<b>Date of Test</b> July 22 to September 14, 2015	<b>FCC ID:</b> L6ARHK210LW, L6ARHL210LW <b>IC:</b> 2503A-RHK210LW, 2503A-RHL210LW

The system met the requirements with a worst case emission test margin of 1.67 dB below the QP limit at 39.95 MHz using QP detector in Test Configuration 1.

The following test configurations were measured on model RHL211LW (STV100-3):

Test Configuration	Operating Mode(s)	Charger + Accessories
11	PCS 1900, Idle, Charging and Video Playback, Slider Open	Fixed Blade Charger + Headset + Alt.3 USB Cable
12	LTE FDD 2+29 (CA), Idle, Charging and Audio Playback, Slider Close	Fixed Blade Charger + Headset + Alt.2 USB Cable
13	LTE FDD 4+17 (CA), Idle, Charging and Audio Playback, Slider Close	Fixed Blade Charger + Alt.1 Headset + USB Cable
14	FM Radio, Idle, Charging and Audio Playback, Slider Close	Alt.4 Headset + Alt.1 USB Cable + Laptop

The system's radiated emission levels were compared with respect to the FCC CFR 47 Part 15.109, Class B limit and IC ICES-003, 6.2.

The system met the requirements with a worst case emission test margin of 5.56 dB below the QP limit at 55.50 MHz using QP detector in Test Configuration 14.


To view the test data see APPENDIX 2.

### **Sample Calculation:**

Field Strength (dBµV/m) is calculated as follows:


FS = Measured Level (dBµV) + A.F. (dB/m) + Cable Loss (dB) - Preamp (dB) + Filter Loss (dB)

**Measurement Uncertainty ±4.2 dB**

	EMC Test Report for the BlackBerry® smartphone Model RHK211LW (STV100-1), RHL211LW (STV100-3)	
<b>Test Report No.</b> RTS-6066-1509-05A	<b>Date of Test</b> July 22 to September 14, 2015	<b>FCC ID:</b> L6ARHK210LW, L6ARHL210LW <b>IC:</b> 2503A-RHK210LW, 2503A-RHL210LW


## F. Compliance Test Equipment Used

<u>UNIT</u>	<u>MANUFACTURER</u>	<u>MODEL</u>	<u>SERIAL NUMBER</u>	<u>CAL DUE DATE</u> (YY MM DD)	<u>USE</u>
Preamplifier	Sonoma	310N/11909A	185831	15-10-22	Radiated Emissions
Preamplifier system	TDK RF Solutions	PA-02	080010	15-10-22	Radiated Emissions
EMI Receiver	Rohde & Schwarz	ESIB 40	100255	15-12-05	Radiated Emissions
Environment Monitor	OMEGA	iTHX-SD	0380561	16-11-15	Radiated Emission
Environment Monitor	OMEGA	iTHX-SD	0380567	16-11-15	Radiated Emission
L.I.S.N.	Rohde & Schwarz	ENV216	100060	15-10-08	AC Powerline Conducted Emissions
Hybrid Log Antenna	EMC Automation	HLP-3003C	017401	16-02-03	Radiated Emissions
Horn Antenna	EMC Automation	HRN-0118	030101	16-08-14	Radiated Emissions
Preamplifier	Rohde & Schwarz	TS-ANA-SP	001	16-09-10	Radiated Emissions
Universal Radio Communication Tester	Rohde & Schwarz	CMU 200	837493/073	15-12-09	Radiated Emissions
Universal Radio Communication Tester	Rohde & Schwarz	CMU 200	112394	15-12-05	Radiated/AC Powerline Conducted Emission
Universal Radio Communication Tester	Rohde & Schwarz	CMW500	101469	16-11-27	Radiated Emissions
Universal Radio Communication Tester	Rohde & Schwarz	CMW500	109949	16-11-27	Radiated /RF Conducted Emission
EMI Test Receiver	Rohde & Schwarz	ESU 40	100162	15-12-10	Radiated/AC Powerline Conducted Emission
Bluetooth Tester	Rohde & Schwarz	CBT	100368	15-11-25	Radiated Emissions
Bluetooth Tester	Rohde & Schwarz	CBT	100737	15-11-25	Radiated/AC Powerline Conducted Emission


	EMC Test Report for the BlackBerry® smartphone Model RHK211LW (STV100-1), RHL211LW (STV100-3)	
<b>Test Report No.</b> RTS-6066-1509-05A	<b>Date of Test</b> July 22 to September 14, 2015	<b>FCC ID:</b> L6ARHK210LW, L6ARHL210LW <b>IC:</b> 2503A-RHK210LW, 2503A-RHL210LW

## G. Test Software Used

<u>SOFTWARE</u>	<u>COMPANY</u>	<u>VERSION</u>	<u>USE</u>
EMC32	Rohde & Schwarz	8.52.0	Radiated Emissions
TDK Standard Emission Test	TDK RF Solutions	8.53.1.62	Radiated Emissions

	EMC Test Report for the BlackBerry® smartphone Model RHK211LW (STV100-1), RHL211LW (STV100-3) <b>Appendix 1</b>	
<b>Test Report No.</b> RTS-6066-1509-05A	<b>Date of Test</b> July 22 to September 14, 2015	<b>FCC ID:</b> L6ARHK210LW, L6ARHL210LW <b>IC:</b> 2503A-RHK210LW, 2503A-RHL210LW

## APPENDIX 1 - AC POWERLINE CONDUCTED EMISSIONS TEST DATA

	EMC Test Report for the BlackBerry® smartphone Model RHK211LW (STV100-1), RHL211LW (STV100-3) <b>Appendix 1</b>	
<b>Test Report No.</b> RTS-6066-1509-05A	<b>Date of Test</b> July 22 to September 14, 2015	<b>FCC ID:</b> L6ARHK210LW, L6ARHL210LW <b>IC:</b> 2503A-RHK210LW, 2503A-RHL210LW

### AC Powerline Conducted Emissions Test Results

The following tests were performed by Xing Fang.

The following test configurations were measured on model RHK211LW (STV100-1):

#### Test Configuration 1

Date of the test: August 14, 2015

The environmental conditions were: Temperature: 25.4 °C  
Humidity: 43.4 %


Frequency (MHz)	Line	Reading (QP) (dBµV)	Correction Factor (dB)	Corrected Reading (QP) (dBµV)	Limit (QP) (dBµV)	Limit (AV) (dBµV)	Margin (QP) Limits (dB)
0.492	N	30.54	9.92	40.46	56.10	46.10	-15.64
0.537	L1	27.74	9.89	37.63	56.00	46.00	-18.37
1.091	N	28.21	9.81	38.01	56.00	46.00	-17.99
1.113	L1	27.74	9.80	37.54	56.00	46.00	-18.46
2.072	N	24.01	9.83	33.84	56.00	46.00	-22.16
3.903	L1	22.87	9.90	32.77	56.00	46.00	-23.23
16.152	L1	29.80	10.13	39.93	60.00	50.00	-20.07

All other emissions are at least 25 dB below the limit.

Measurements were done with the quasi-peak detector.

See figure 1-1 and figure 1-2 for the measurement plot of the L1 and N lines of AC power line conducted emissions.

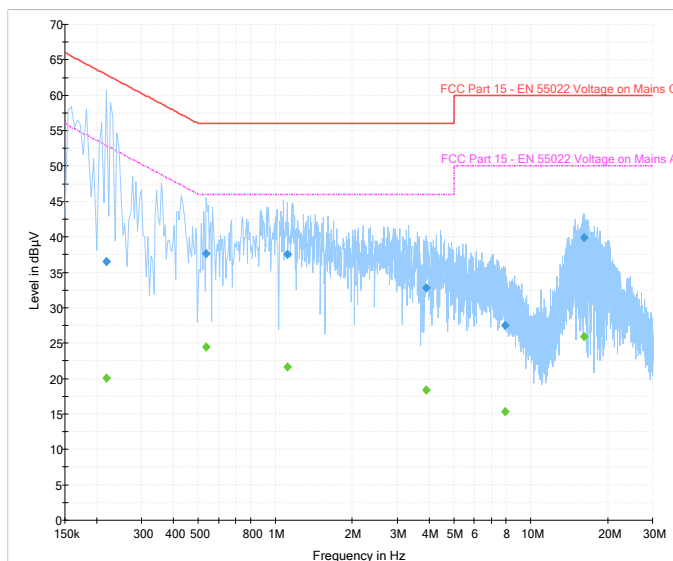


	EMC Test Report for the BlackBerry® smartphone Model RHK211LW (STV100-1), RHL211LW (STV100-3)	
<b>Test Report No.</b> RTS-6066-1509-05A	<b>Date of Test</b> July 22 to September 14, 2015	<b>Appendix 1</b>  <b>FCC ID:</b> L6ARHK210LW, L6ARHL210LW <b>IC:</b> 2503A-RHK210LW, 2503A-RHL210LW

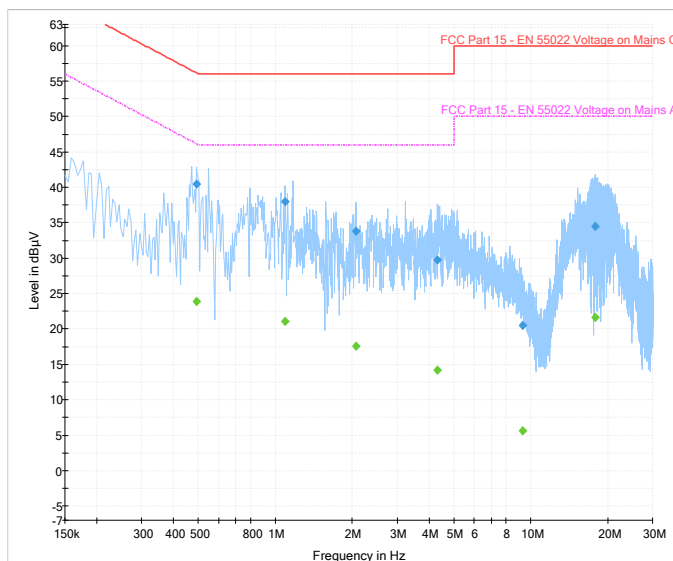
## AC Powerline Conducted Emissions Test Graphs


### Test Configuration 1

**Figure 1-1: L1 lines**



**Figure 1-2: N Lines**



	EMC Test Report for the BlackBerry® smartphone Model RHK211LW (STV100-1), RHL211LW (STV100-3) <b>Appendix 1</b>	
<b>Test Report No.</b> RTS-6066-1509-05A	<b>Date of Test</b> July 22 to September 14, 2015	<b>FCC ID:</b> L6ARHK210LW, L6ARHL210LW <b>IC:</b> 2503A-RHK210LW, 2503A-RHL210LW

## AC Powerline Conducted Emissions Test Results cont'd

### Test Configuration 2

Date of the test: August 14, 2015


The environmental conditions were: Temperature: 25.4 °C  
Humidity: 43.4 %

Frequency (MHz)	Line	Reading (QP) (dBµV)	Correction Factor (dB)	Corrected Reading (QP) (dBµV)	Limit (QP) (dBµV)	Limit (AV) (dBµV)	Margin (QP) Limits (dB)
0.245	N	32.57	10.57	43.14	61.90	51.90	-18.76
0.515	L1	30.57	9.90	40.47	56.00	46.00	-15.53
0.798	N	28.32	9.82	38.14	56.00	46.00	-17.86
0.879	L1	22.98	9.81	32.79	56.00	46.00	-23.21
1.986	L1	24.37	9.82	34.20	56.00	46.00	-21.80
14.618	N	26.94	10.09	37.03	60.00	50.00	-22.98
15.810	L1	27.24	10.08	37.32	60.00	50.00	-22.68

All other emissions are at least 25 dB below the limit.

Measurements were done with the quasi-peak detector.

See figure 1-3 and figure 1-4 for the measurement plot of the L1 and N lines of AC power line conducted emissions.

	EMC Test Report for the BlackBerry® smartphone Model RHK211LW (STV100-1), RHL211LW (STV100-3)	
<b>Test Report No.</b> RTS-6066-1509-05A	<b>Date of Test</b> July 22 to September 14, 2015	<b>Appendix 1</b>
		<b>FCC ID:</b> L6ARHK210LW, L6ARHL210LW <b>IC:</b> 2503A-RHK210LW, 2503A-RHL210LW

## AC Powerline Conducted Emissions Test Graphs

### Test Configuration 2

Figure 1-3: L1 lines

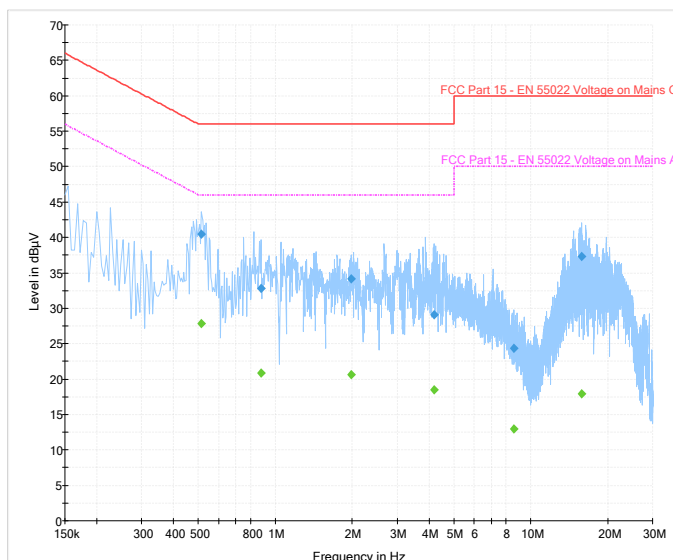
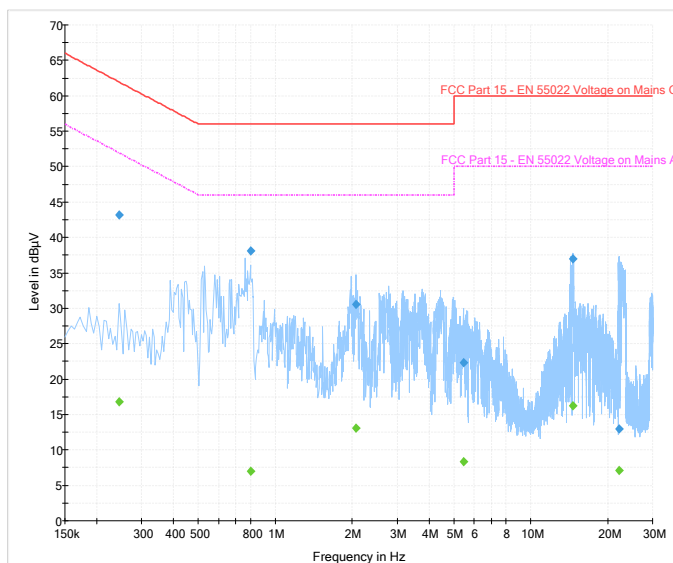



Figure 1-4: N Lines



	EMC Test Report for the BlackBerry® smartphone Model RHK211LW (STV100-1), RHL211LW (STV100-3) <b>Appendix 1</b>	
<b>Test Report No.</b> RTS-6066-1509-05A	<b>Date of Test</b> July 22 to September 14, 2015	<b>FCC ID:</b> L6ARHK210LW, L6ARHL210LW <b>IC:</b> 2503A-RHK210LW, 2503A-RHL210LW

## AC Powerline Conducted Emissions Test Results cont'd

### Test Configuration 3

Date of the test: August 14, 2015


The environmental conditions were: Temperature: 25.4 °C  
Humidity: 43.4 %

Frequency (MHz)	Line	Reading (QP) (dBµV)	Correction Factor (dB)	Corrected Reading (QP) (dBµV)	Limit (QP) (dBµV)	Limit (AV) (dBµV)	Margin (QP) Limits (dB)
0.222	L1	33.23	10.70	43.93	62.70	52.70	-18.77
0.479	L1	33.81	9.92	43.73	56.40	46.40	-12.67
0.488	N	32.18	9.92	42.11	56.20	46.20	-14.09
1.104	L1	29.51	9.80	39.32	56.00	46.00	-16.69
1.163	N	28.88	9.80	38.68	56.00	46.00	-17.32
2.382	L1	21.78	9.84	31.62	56.00	46.00	-24.38
2.774	N	23.91	9.87	33.78	56.00	46.00	-22.22
16.512	L1	27.79	10.14	37.93	60.00	50.00	-22.07
18.186	N	25.42	10.23	35.66	60.00	50.00	-24.34

All other emissions are at least 25 dB below the limit.

Measurements were done with the quasi-peak detector.

See figure 1-5 and figure 1-6 for the measurement plot of the L1 and N lines of AC power line conducted emissions.

	EMC Test Report for the BlackBerry® smartphone Model RHK211LW (STV100-1), RHL211LW (STV100-3)	
<b>Test Report No.</b> RTS-6066-1509-05A	<b>Date of Test</b> July 22 to September 14, 2015	<b>Appendix 1</b>  <b>FCC ID:</b> L6ARHK210LW, L6ARHL210LW <b>IC:</b> 2503A-RHK210LW, 2503A-RHL210LW

## AC Powerline Conducted Emissions Test Graphs

### Test Configuration 3

Figure 1-5: L1 lines

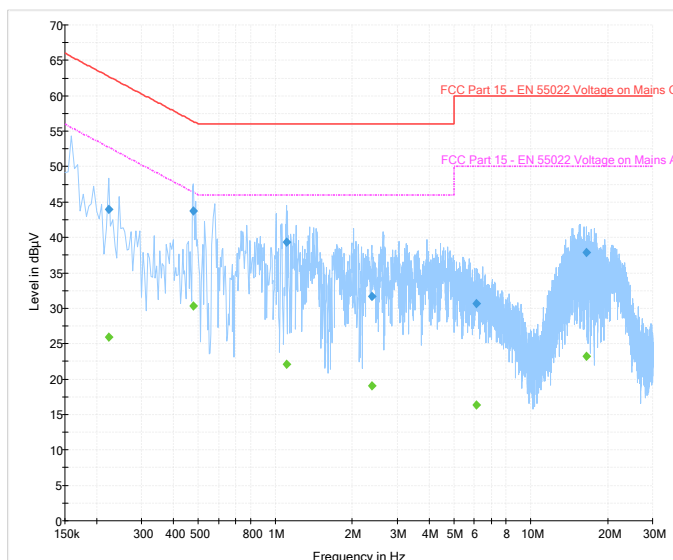
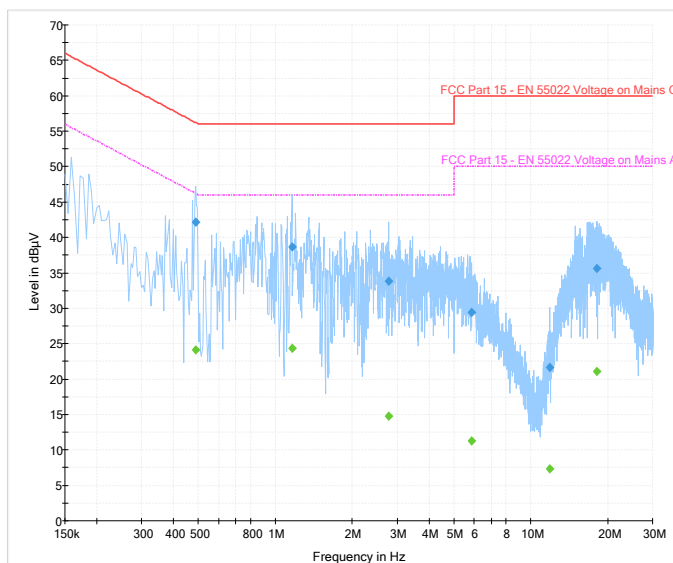



Figure 1-6: N Lines





	EMC Test Report for the BlackBerry® smartphone Model RHK211LW (STV100-1), RHL211LW (STV100-3)	
<b>Test Report No.</b> RTS-6066-1509-05A	<b>Date of Test</b> July 22 to September 14, 2015	<b>Appendix 1</b>  <b>FCC ID:</b> L6ARHK210LW, L6ARHL210LW <b>IC:</b> 2503A-RHK210LW, 2503A-RHL210LW

## AC Powerline Conducted Emissions Test Graphs

### Test Configuration 4

Figure 1-7: L1 lines

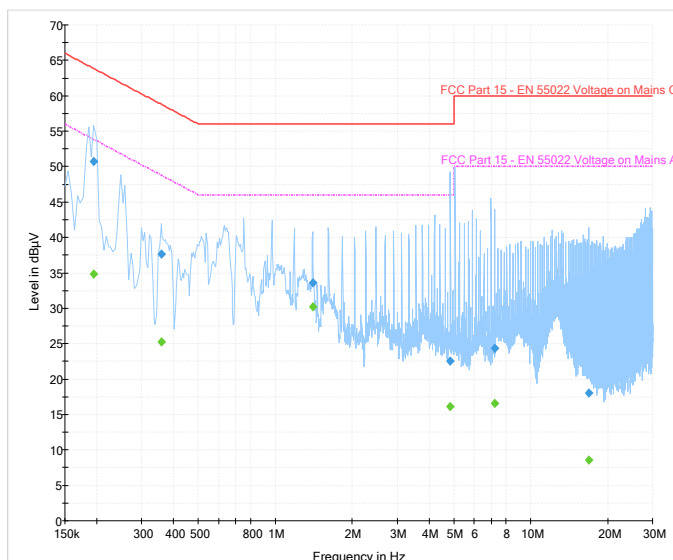
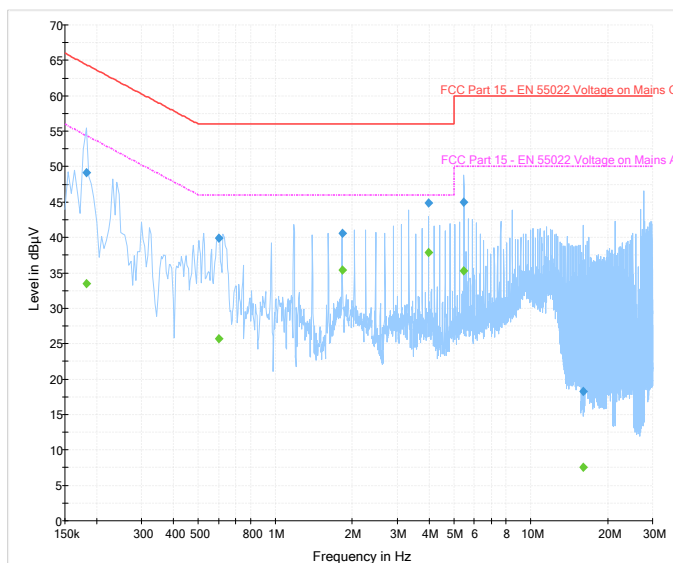



Figure 1-8: N Lines





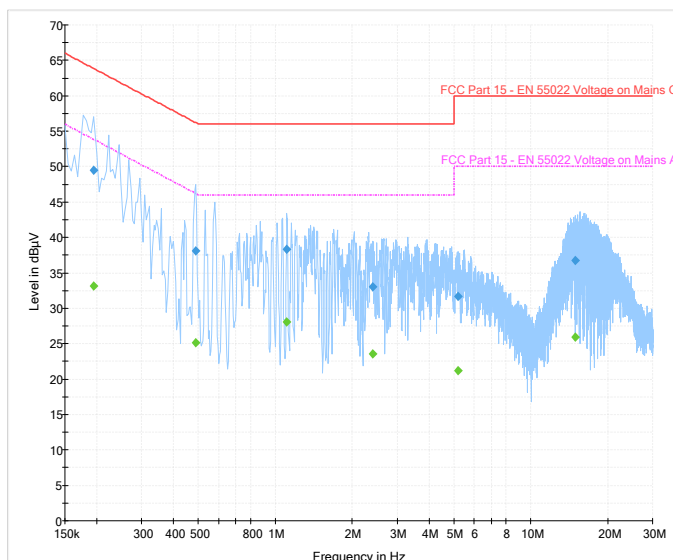


	EMC Test Report for the BlackBerry® smartphone Model RHK211LW (STV100-1), RHL211LW (STV100-3)	
<b>Test Report No.</b> RTS-6066-1509-05A	<b>Date of Test</b> July 22 to September 14, 2015	<b>Appendix 1</b>  <b>FCC ID:</b> L6ARHK210LW, L6ARHL210LW <b>IC:</b> 2503A-RHK210LW, 2503A-RHL210LW

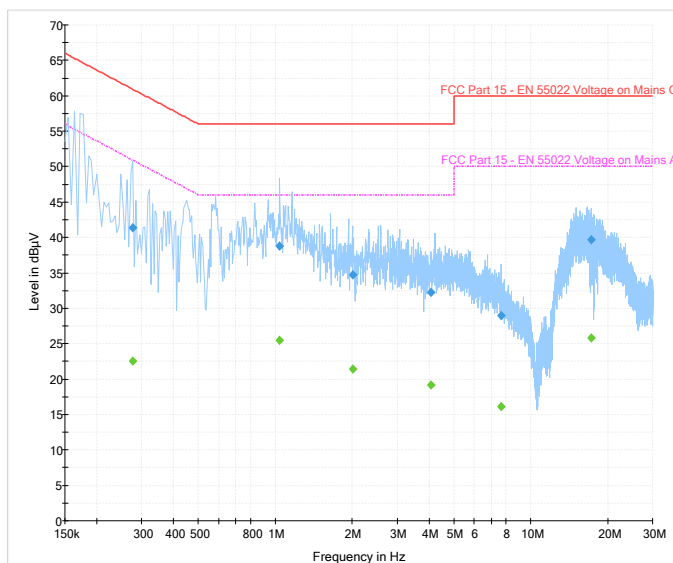
## AC Powerline Conducted Emissions Test Graphs


### Test Configuration 5

**Figure 1-9: L1 lines**



**Figure 1-10: N Lines**



	EMC Test Report for the BlackBerry® smartphone Model RHK211LW (STV100-1), RHL211LW (STV100-3)	
	Appendix 1	
Test Report No. RTS-6066-1509-05A	Date of Test July 22 to September 14, 2015	FCC ID: L6ARHK210LW, L6ARHL210LW IC: 2503A-RHK210LW, 2503A-RHL210LW

### AC Powerline Conducted Emissions Test Results cont'd

The following test configurations were measured on model RHL211LW (STV100-3):

#### Test Configuration 7

Date of the test: August 18, 2015


The environmental conditions were: Temperature: 26.1 °C  
Humidity: 43.4 %

Frequency (MHz)	Line	Reading (QP) (dBµV)	Correction Factor (dB)	Corrected Reading (QP) (dBµV)	Limit (QP) (dBµV)	Limit (AV) (dBµV)	Margin (QP) Limits (dB)
0.200	L1	33.57	10.86	44.43	63.60	53.60	-19.17
0.227	N	32.79	10.69	43.49	62.60	52.60	-19.11
0.456	L1	29.14	9.93	39.07	56.80	46.80	-17.73
0.470	N	31.63	9.93	41.57	56.50	46.50	-14.93
0.902	N	27.41	9.81	37.23	56.00	46.00	-18.78
1.059	L1	27.46	9.80	37.27	56.00	46.00	-18.73
2.270	L1	25.64	9.84	35.48	56.00	46.00	-20.52
3.102	N	23.52	9.88	33.41	56.00	46.00	-22.59
3.629	L1	25.93	9.89	35.83	56.00	46.00	-20.17
14.874	L1	27.91	10.07	37.97	60.00	50.00	-22.03
15.509	N	28.01	10.09	38.10	60.00	50.00	-21.90

All other emissions are at least 25 dB below the limit.

Measurements were done with the quasi-peak detector.

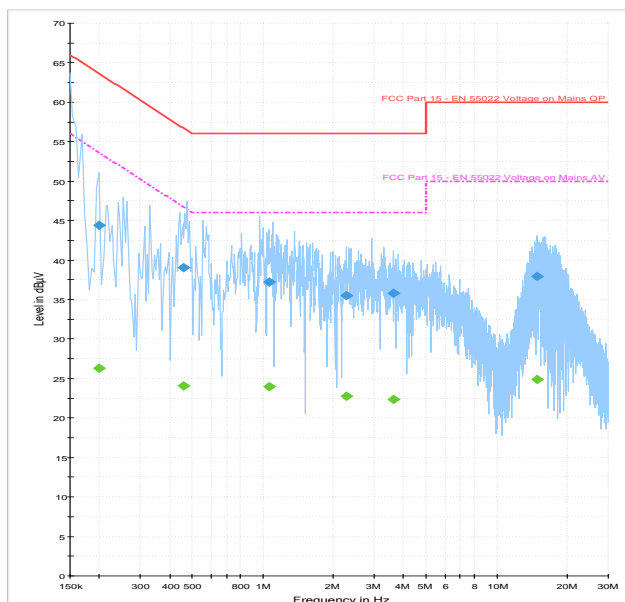
See figure 1-13 and figure 1-14 for the measurement plot of the L1 and N lines of AC power line conducted emissions.

	EMC Test Report for the BlackBerry® smartphone Model RHK211LW (STV100-1), RHL211LW (STV100-3)	
<b>Test Report No.</b> RTS-6066-1509-05A	<b>Date of Test</b> July 22 to September 14, 2015	<b>Appendix 1</b>  <b>FCC ID:</b> L6ARHK210LW, L6ARHL210LW <b>IC:</b> 2503A-RHK210LW, 2503A-RHL210LW

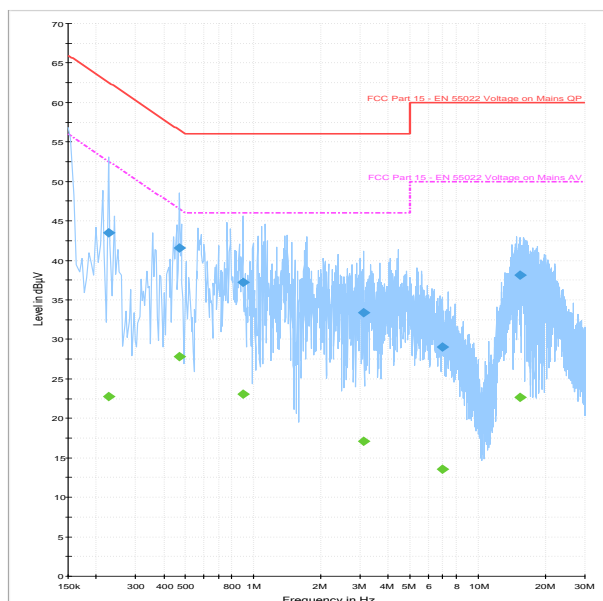
## AC Powerline Conducted Emissions Test Graphs


### Test Configuration 7

**Figure 1-13: L1 lines**



**Figure 1-14: N Lines**



	EMC Test Report for the BlackBerry® smartphone Model RHK211LW (STV100-1), RHL211LW (STV100-3) <b>Appendix 1</b>	
<b>Test Report No.</b> RTS-6066-1509-05A	<b>Date of Test</b> July 22 to September 14, 2015	<b>FCC ID:</b> L6ARHK210LW, L6ARHL210LW <b>IC:</b> 2503A-RHK210LW, 2503A-RHL210LW

## AC Powerline Conducted Emissions Test Results cont'd

### Test Configuration 8

Date of the test: August 28, 2015


The environmental conditions were: Temperature: 26.1 °C  
Humidity: 43.4 %

Frequency (MHz)	Line	Reading (QP) (dBµV)	Correction Factor (dB)	Corrected Reading (QP) (dBµV)	Limit (QP) (dBµV)	Limit (AV) (dBµV)	Margin (QP) Limits (dB)
0.227	L1	33.71	10.67	44.38	62.60	52.60	-18.22
0.263	N	33.35	10.44	43.79	61.40	51.40	-17.61
0.456	L1	30.53	9.93	40.47	56.80	46.80	-16.34
0.578	N	31.20	9.88	41.08	56.00	46.00	-14.93
1.037	L1	27.94	9.80	37.75	56.00	46.00	-18.26
1.572	N	25.79	9.81	35.61	56.00	46.00	-20.39
2.081	L1	26.12	9.83	35.95	56.00	46.00	-20.05
3.458	N	22.71	9.89	32.61	56.00	46.00	-23.39
15.095	L1	27.91	10.06	37.97	60.00	50.00	-22.03
15.999	N	26.46	10.11	36.57	60.00	50.00	-23.43

All other emissions are at least 25 dB below the limit.

Measurements were done with the quasi-peak detector.

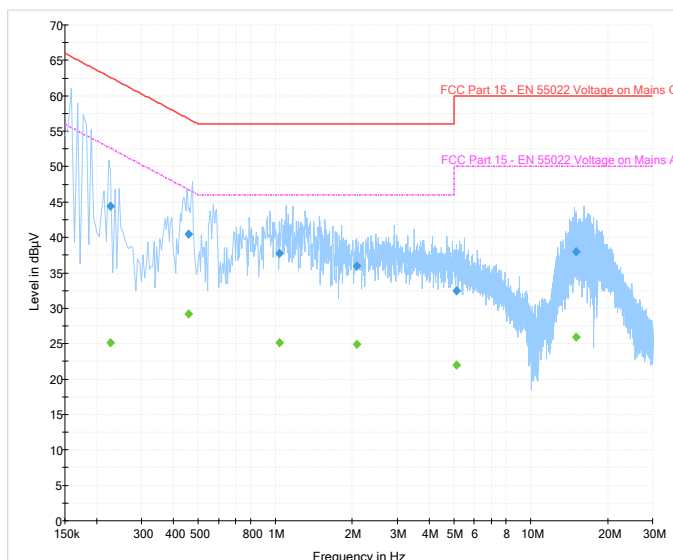
See figure 1-15 and figure 1-16 for the measurement plot of the L1 and N lines of AC power line conducted emissions.

	EMC Test Report for the BlackBerry® smartphone Model RHK211LW (STV100-1), RHL211LW (STV100-3)	
<b>Test Report No.</b> RTS-6066-1509-05A	<b>Date of Test</b> July 22 to September 14, 2015	<b>Appendix 1</b>
		<b>FCC ID:</b> L6ARHK210LW, L6ARHL210LW <b>IC:</b> 2503A-RHK210LW, 2503A-RHL210LW

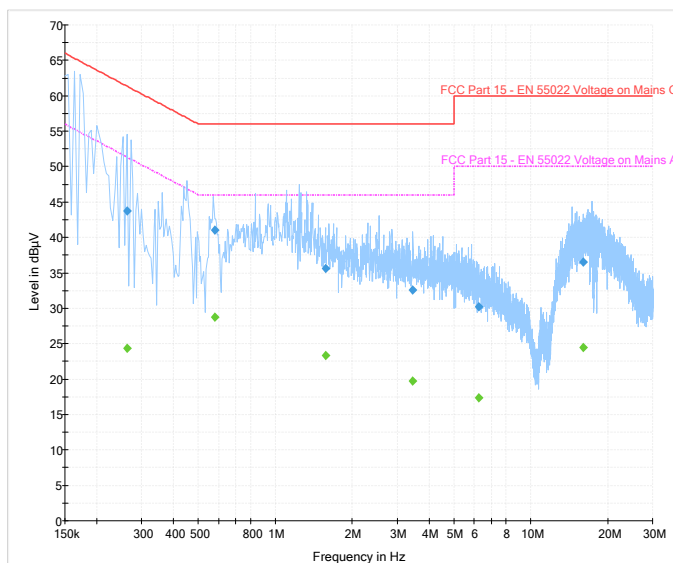
## AC Powerline Conducted Emissions Test Graphs


### Test Configuration 8

**Figure 1-15: L1 lines**



**Figure 1-16: N Lines**



	EMC Test Report for the BlackBerry® smartphone Model RHK211LW (STV100-1), RHL211LW (STV100-3)	
	<b>Appendix 1</b>	
<b>Test Report No.</b> RTS-6066-1509-05A	<b>Date of Test</b> July 22 to September 14, 2015	<b>FCC ID:</b> L6ARHK210LW, L6ARHL210LW <b>IC:</b> 2503A-RHK210LW, 2503A-RHL210LW

## AC Powerline Conducted Emissions Test Results cont'd

### Test Configuration 9

Date of the test: September 14, 2015


The environmental conditions were: Temperature: 24.2 °C  
Humidity: 36.3 %

Frequency (MHz)	Line	Reading (QP) (dBμV)	Correction Factor (dB)	Corrected Reading (QP) (dBμV)	Limit (QP) (dBμV)	Limit (AV) (dBμV)	Margin (QP) Limits (dB)
0.200	L1	30.46	10.86	41.32	63.60	53.60	-22.28
0.200	N	31.86	10.89	42.74	63.60	53.60	-20.86
0.402	N	36.55	10.02	46.57	57.80	47.80	<b>-11.23</b>
0.411	L1	25.13	9.99	35.12	57.60	47.60	-22.48
0.848	N	22.48	9.82	32.30	56.00	46.00	-23.70
1.388	L1	32.66	9.80	42.46	56.00	46.00	-13.54
1.428	N	26.75	9.81	36.55	56.00	46.00	-19.45
1.527	L1	32.06	9.80	41.86	56.00	46.00	-14.14
2.076	N	21.54	9.83	31.37	56.00	46.00	-24.63
2.580	L1	28.81	9.85	38.66	56.00	46.00	-17.34

All other emissions are at least 25 dB below the limit.

Measurements were done with the quasi-peak detector.

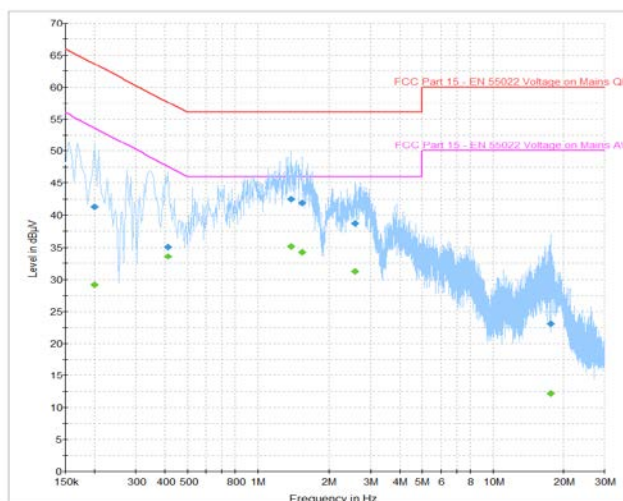
See figure 1-17 and figure 1-18 for the measurement plot of the L1 and N lines of AC power line conducted emissions.

	EMC Test Report for the BlackBerry® smartphone Model RHK211LW (STV100-1), RHL211LW (STV100-3)	
<b>Test Report No.</b> RTS-6066-1509-05A	<b>Date of Test</b> July 22 to September 14, 2015	<b>Appendix 1</b>  <b>FCC ID:</b> L6ARHK210LW, L6ARHL210LW <b>IC:</b> 2503A-RHK210LW, 2503A-RHL210LW

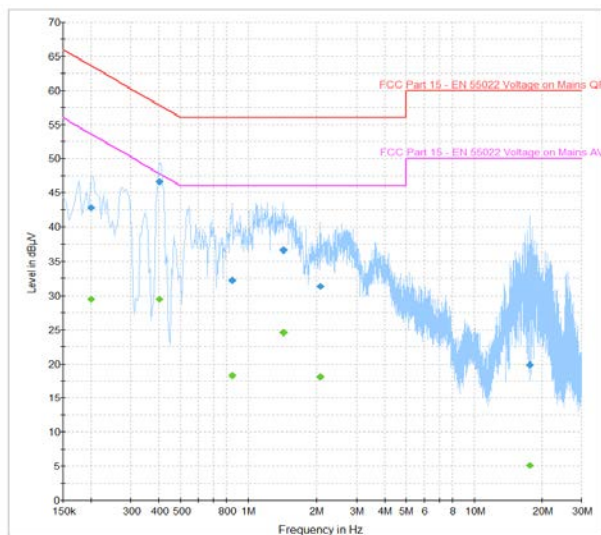
## AC Powerline Conducted Emissions Test Graphs


### Test Configuration 9

**Figure 1-17: L1 lines**




**Figure 1-18: N Lines**



	EMC Test Report for the BlackBerry® smartphone Model RHK211LW (STV100-1), RHL211LW (STV100-3) <b>Appendix 2</b>	
<b>Test Report No.</b> RTS-6066-1509-05A	<b>Date of Test</b> July 22 to September 14, 2015	<b>FCC ID:</b> L6ARHK210LW, L6ARHL210LW <b>IC:</b> 2503A-RHK210LW, 2503A-RHL210LW

## APPENDIX 2 - RADIATED UNINTENTIONAL SPURIOUS EMISSIONS TEST DATA



	EMC Test Report for the BlackBerry® smartphone Model RHK211LW (STV100-1), RHL211LW (STV100-3)	
	<b>Appendix 2</b>	
<b>Test Report No.</b> RTS-6066-1509-05A	<b>Date of Test</b> July 22 to September 14, 2015	<b>FCC ID:</b> L6ARHK210LW, L6ARHL210LW <b>IC:</b> 2503A-RHK210LW, 2503A-RHL210LW

### Radiated Unintentional Spurious Emissions Test Results

The following tests were performed by Imran Kanji and Kevin Guo.

The following test configurations were measured on model RHK211LW (STV100-1):


#### Test Configuration 1

Date of the test: July 22 and 24, 2015

The environmental conditions were: Temperature: 24.9 °C  
Humidity: 34.7 %

Frequency (MHz)	Antenna		Test Angle (Deg.)	Detector (Q.P. or Peak)	Measured Level (dBµV)	Correction Factor for preamp/antenna / cables/ filter (dB/m)	Field Strength Level (reading +corr) (dBµV/m)	Limit @ 3.0 m (dBµV/m)	Test Margin (dB)
	Pol. (V/H)	Height (metres)							
41.250	V	2.36	201.00	Q.P.	31.89	-13.97	17.92	40.00	-22.08
65.150	V	1.66	58.00	Q.P.	33.94	-15.12	18.82	40.00	-21.18
67.750	V	1.46	84.00	Q.P.	33.89	-14.79	19.10	40.00	-20.90
86.500	V	2.46	67.00	Q.P.	34.16	-13.15	21.01	40.00	-18.99
191.800	V	1.72	354.00	Q.P.	32.33	-9.00	23.33	43.50	-20.17

All other emissions are at least 25 dB below the limit.

	EMC Test Report for the BlackBerry® smartphone Model RHK211LW (STV100-1), RHL211LW (STV100-3)	
	<b>Appendix 2</b>	
<b>Test Report No.</b> RTS-6066-1509-05A	<b>Date of Test</b> July 22 to September 14, 2015	<b>FCC ID:</b> L6ARHK210LW, L6ARHL210LW <b>IC:</b> 2503A-RHK210LW, 2503A-RHL210LW

### Radiated Unintentional Spurious Emissions Test Results cont'd


#### Test Configuration 2

Date of the test: July 24 and August 07, 2015

The environmental conditions were: Temperature: 25.9 °C  
Humidity: 31.2 %

Frequency (MHz)	Antenna		Test Angle (Deg.)	Detector (Q.P. or Peak)	Measured Level (dBµV)	Correction Factor for preamp/antenna / cables/ filter (dB/m)	Field Strength Level (reading +corr) (dBµV/m)	Limit @ 3.0 m (dBµV/m)	Test Margin (dB)
	Pol. (V/H)	Height (metres)							
33.800	V	1.88	229.00	Q.P.	44.65	-12.09	32.56	40.00	-7.44
39.950	V	1.40	191.00	Q.P.	52.19	-13.86	38.33	40.00	<b>-1.67</b>
58.350	V	2.46	69.00	Q.P.	46.08	-15.38	30.70	40.00	-9.30
76.850	H	1.84	173.00	Q.P.	42.07	-13.81	28.26	40.00	-11.74
119.850	V	1.47	68.00	Q.P.	39.71	-10.98	28.73	43.50	-14.77
236.550	H	1.59	287.00	Q.P.	32.87	-8.61	24.26	46.00	-21.74
999.950	H	1.38	7.00	Q.P.	22.70	9.80	32.50	54.00	-21.50

All emissions are at least 25 dB below the limit.

	EMC Test Report for the BlackBerry® smartphone Model RHK211LW (STV100-1), RHL211LW (STV100-3) <b>Appendix 2</b>	
<b>Test Report No.</b> RTS-6066-1509-05A	<b>Date of Test</b> July 22 to September 14, 2015	<b>FCC ID:</b> L6ARHK210LW, L6ARHL210LW <b>IC:</b> 2503A-RHK210LW, 2503A-RHL210LW

### Radiated Unintentional Spurious Emissions Test Results cont'd


#### Test Configuration 3

Date of the test: August 20, 2015

The environmental conditions were: Temperature: 26.1 °C  
Humidity: 37.7 %

Frequency (MHz)	Antenna		Test Angle (Deg.)	Detect or (Q.P. or Peak)	Measured Level (dBµV)	Correction Factor for preamp/antenna / cables/ filter (dB/m)	Field Strength Level (reading +corr) (dBµV/m)	Limit @ 3.0 m (dBµV/m)	Test Margin (dB)
	Pol. (V/H)	Height (metres)							
30.250	V	1.39	30.00	Q.P.	35.44	-11.14	24.30	40.00	-15.70
90.650	V	1.55	48.00	Q.P.	35.75	-12.68	23.07	43.50	-20.43
186.600	V	1.40	317.00	Q.P.	34.61	-9.70	24.91	43.50	-18.59

All other emissions are at least 25 dB below the limit.

	EMC Test Report for the BlackBerry® smartphone Model RHK211LW (STV100-1), RHL211LW (STV100-3) <b>Appendix 2</b>	
<b>Test Report No.</b> RTS-6066-1509-05A	<b>Date of Test</b> July 22 to September 14, 2015	<b>FCC ID:</b> L6ARHK210LW, L6ARHL210LW <b>IC:</b> 2503A-RHK210LW, 2503A-RHL210LW

### Radiated Unintentional Spurious Emissions Test Results cont'd

#### Test Configuration 4


Date of the test: July 24 and August 07, 2015

The environmental conditions were: Temperature: 26.7 °C

Humidity: 30.0 %

Frequency (MHz)	Antenna		Test Angle (Deg.)	Detect or (Q.P. or Peak)	Measured Level (dBµV)	Correction Factor for preamp/antenna / cables/ filter (dB/m)	Field Strength Level (reading+c orr) (dBµV/m)	Limit @ 3.0 m (dBµV/m)	Test Margin (dB)
	Pol. (V/H)	Height (metres)							
31.100	V	1.48	185.00	Q.P.	28.19	-11.37	16.82	40.00	-23.18
75.450	V	1.92	125.00	Q.P.	43.03	-13.99	29.04	40.00	-10.96
100.050	H	2.54	187.00	Q.P.	36.14	-11.96	24.18	43.50	-19.32
126.000	V	1.50	14.00	Q.P.	46.45	-10.93	35.52	43.50	-7.98
146.150	V	1.43	187.00	Q.P.	33.86	-10.84	23.02	43.50	-20.48
253.600	H	1.87	334.00	Q.P.	46.05	-8.31	37.74	46.00	-8.26
364.200	H	1.72	334.00	Q.P.	42.01	-3.76	38.25	46.00	-7.75
378.000	V	1.48	354.00	Q.P.	44.16	-3.62	40.54	46.00	-5.46

All other emissions are at least 25 dB below the limit.

	EMC Test Report for the BlackBerry® smartphone Model RHK211LW (STV100-1), RHL211LW (STV100-3) <b>Appendix 2</b>	
<b>Test Report No.</b> RTS-6066-1509-05A	<b>Date of Test</b> July 22 to September 14, 2015	<b>FCC ID:</b> L6ARHK210LW, L6ARHL210LW <b>IC:</b> 2503A-RHK210LW, 2503A-RHL210LW

## Radiated Unintentional Spurious Emissions Test Results cont'd

### Test Configuration 5

Date of the test: July 24 and August 21, 2015


The environmental conditions were: Temperature: 26.1 °C

Humidity: 37.7 %

Frequency (MHz)	Antenna		Test Angle (Deg.)	Detector (Q.P. or Peak)	Measured Level (dBµV)	Correction Factor for preamp/antenna / cables/ filter (dB/m)	Field Strength Level (reading+c orr) (dBµV/m)	Limit @ 3.0 m (dBµV/m)	Test Margin (dB)
	Pol. (V/H)	Height (metres)							
40.800	V	1.67	249.00	Q.P.	39.87	-13.94	25.93	40.00	-14.07
58.800	V	1.88	266.00	Q.P.	52.49	-15.41	37.08	40.00	-2.92
77.100	V	1.49	198.00	Q.P.	50.96	-13.81	37.15	40.00	-2.85
85.300	V	1.78	55.00	Q.P.	42.41	-13.35	29.06	40.00	-10.94
167.150	V	1.78	327.00	Q.P.	41.06	-10.76	30.30	43.50	-13.20
223.200	V	1.54	345.00	Q.P.	38.78	-7.99	30.79	46.00	-15.21

All other emissions are at least 25 dB below the limit.



	EMC Test Report for the BlackBerry® smartphone Model RHK211LW (STV100-1), RHL211LW (STV100-3)	
	<b>Appendix 2</b>	
<b>Test Report No.</b> RTS-6066-1509-05A	<b>Date of Test</b> July 22 to September 14, 2015	<b>FCC ID:</b> L6ARHK210LW, L6ARHL210LW <b>IC:</b> 2503A-RHK210LW, 2503A-RHL210LW

## Radiated Unintentional Spurious Emissions Test Results cont'd

### Test Configuration 7

Date of the test: August 06, 2015


The environmental conditions were: Temperature: 25.8 °C  
Humidity: 35.7 %

Frequency (MHz)	Antenna		Test Angle (Deg.)	Detector (Q.P. or Peak)	Measured Level (dBµV)	Correction Factor for preamp/antenna / cables/ filter (dB/m)	Field Strength Level (reading+corr) (dBµV/m)	Limit @ 3.0 m (dBµV/m)	Test Margin (dB)
	Pol. (V/H)	Height (metres)							
48.750	V	1.76	354.00	Q.P.	32.71	-15.01	17.70	40.00	-22.30
58.200	V	1.40	83.00	Q.P.	36.11	-15.37	20.74	40.00	-19.26
90.300	V	1.52	114.00	Q.P.	38.17	-12.72	25.45	43.50	-18.05
187.950	H	1.71	11.00	Q.P.	34.83	-9.62	25.21	43.50	-18.29

All other emissions are at least 25 dB below the limit.





	EMC Test Report for the BlackBerry® smartphone Model RHK211LW (STV100-1), RHL211LW (STV100-3) <b>Appendix 2</b>	
<b>Test Report No.</b> RTS-6066-1509-05A	<b>Date of Test</b> July 22 to September 14, 2015	<b>FCC ID:</b> L6ARHK210LW, L6ARHL210LW <b>IC:</b> 2503A-RHK210LW, 2503A-RHL210LW

## Radiated Unintentional Spurious Emissions Test Results cont'd

### Test Configuration 9


Date of the test: August 25 and 26, 2015

The environmental conditions were: Temperature: 26.2 °C

Humidity: 33.3 %

Frequency (MHz)	Antenna		Test Angle (Deg.)	Detector (Q.P. or Peak)	Measured Level (dBµV)	Correction Factor for preamp/antenna / cables/ filter (dB/m)	Field Strength Level (reading+corr) (dBµV/m)	Limit @ 3.0 m (dBµV/m)	Test Margin (dB)
	Pol. (V/H)	Height (metres)							
31.200	V	1.48	202.00	Q.P.	31.29	-11.41	19.88	40.00	-20.12
36.850	V	1.54	153.00	Q.P.	27.96	-12.96	15.00	40.00	-25.00
56.550	V	1.42	173.00	Q.P.	37.62	-15.33	22.29	40.00	-17.71
186.800	V	1.42	325.00	Q.P.	35.75	-9.69	26.06	43.50	-17.44

All other emissions are at least 25 dB below the limit.

	EMC Test Report for the BlackBerry® smartphone Model RHK211LW (STV100-1), RHL211LW (STV100-3)	
	<b>Appendix 2</b>	
<b>Test Report No.</b> RTS-6066-1509-05A	<b>Date of Test</b> July 22 to September 14, 2015	<b>FCC ID:</b> L6ARHK210LW, L6ARHL210LW <b>IC:</b> 2503A-RHK210LW, 2503A-RHL210LW

### Radiated Unintentional Spurious Emissions Test Results cont'd

The following test configurations were measured on model RHL211LW (STV100-3):

#### Test Configuration 11

Date of the test: July 27 and August 13, 2015

The environmental conditions were: Temperature: 26.3 °C

Humidity: 29.3 %

Frequency (MHz)	Antenna		Test Angle (Deg.)	Detector (Q.P. or Peak)	Measured Level (dBµV)	Correction Factor for preamp/antenna / cables/ filter (dB/m)	Field Strength Level (reading +corr) (dBµV/m)	Limit @ 3.0 m (dBµV/m)	Test Margin (dB)
	Pol. (V/H)	Height (metres)							
33.950	V	1.46	24.00	Q.P.	32.08	-12.13	19.95	40.00	-20.05
42.900	V	1.50	354.00	Q.P.	35.09	-14.19	20.90	40.00	-19.10
73.450	V	2.00	64.00	Q.P.	32.62	-14.24	18.38	40.00	-21.62
87.650	V	1.52	24.00	Q.P.	41.30	-12.92	28.38	40.00	-11.62
186.450	H	1.76	354.00	Q.P.	33.91	-9.70	24.21	43.50	-19.29

All other emissions are at least 25 dB below the limit.





