

Appendix A. Setup Photographs


<Radiated Emission>

Y Plane

LF



HF




Z Plane

LF



HF




WPC Mode

LF



HF



PMA Mode

LF



HF

