

Appendix A. Setup Photographs


<Radiated Emission>

Y Plane for Cellular Band

LF



HF




X Plane for PCS Band

LF



HF




X Plane for PCS Band with PMA Charger

LF



HF



X Plane for PCS Band with WPC Charger

LF



HF

