
	Document <b>Appendix A for the BlackBerry® Smartphone Model RFX101LW SAR Report</b>			Page <b>1(55)</b>
Author Data <b>Andrew Becker</b>	Dates of Test <b>June 11 – August 16,2013</b>	Test Report No <b>RTS-6046-1308-39B</b>	FCC ID: <b>L6ARFX100LW</b>	IC

**APPENDIX A: SAR DISTRIBUTION COMPARISON FOR ACCURACY VERIFICATION**

	Document			Page
	Appendix A for the BlackBerry® Smartphone Model RFX101LW SAR Report			2(55)
Author Data	Dates of Test	Test Report No	FCC ID:	IC
Andrew Becker	June 11 – August 16, 2013	RTS-6046-1308-39B	L6ARFX100LW	

Date/Time: 6/24/2013 3:56:37 PM

Test Laboratory: RIM Testing Services

## DipoleValidation\_835MHz\_06\_24\_13\_Amb\_Tem\_23.7C\_Liq\_Tem\_22.8 C

**DUT: Dipole 835 MHz; Type: D835V2; Serial: D835V2 - SN:446**

Communication System: UID 0 - n/a, CW; Frequency: 835 MHz

Medium parameters used:  $f = 835 \text{ MHz}$ ;  $\sigma = 0.889 \text{ S/m}$ ;  $\epsilon_r = 41.397$ ;  $\rho = 1000 \text{ kg/m}^3$

Phantom section: Flat Section

Measurement Standard: DASYS (IEEE/IEC/ANSI C63.19-2007)

DASY Configuration:

- Probe: ES3DV3 - SN3225; ConvF(6.19, 6.19, 6.19); Calibrated: 1/10/2013;
- Sensor-Surface: 3mm (Mechanical Surface Detection),  $z = 2.0, 32.0$
- Electronics: DAE4 Sn881; Calibrated: 1/14/2013
- Phantom: SAM 1; Type: SAM 4.0; Serial: 1076
- DASYS2 52.8.6(1115); SEMCAD X 14.6.9(7117)

**Configuration/d=15mm, Pin=1000mW/Area Scan (31x121x1):** Interpolated grid:  $dx=1.500 \text{ mm}$ ,  $dy=1.500 \text{ mm}$

Reference Value = 110.1 V/m; Power Drift = -0.02 dB

**Fast SAR: SAR(1 g) = 8.68 W/kg; SAR(10 g) = 5.76 W/kg**

Maximum value of SAR (interpolated) = 10.0 W/kg

**Configuration/d=15mm, Pin=1000mW/Zoom Scan (5x5x7) (5x5x7)/Cube**

**0:** Measurement grid:  $dx=7.5\text{mm}$ ,  $dy=7.5\text{mm}$ ,  $dz=5\text{mm}$

Reference Value = 110.1 V/m; Power Drift = -0.02 dB

Peak SAR (extrapolated) = 12.8 W/kg

**SAR(1 g) = 8.68 W/kg; SAR(10 g) = 5.68 W/kg**

Maximum value of SAR (measured) = 10.1 W/kg

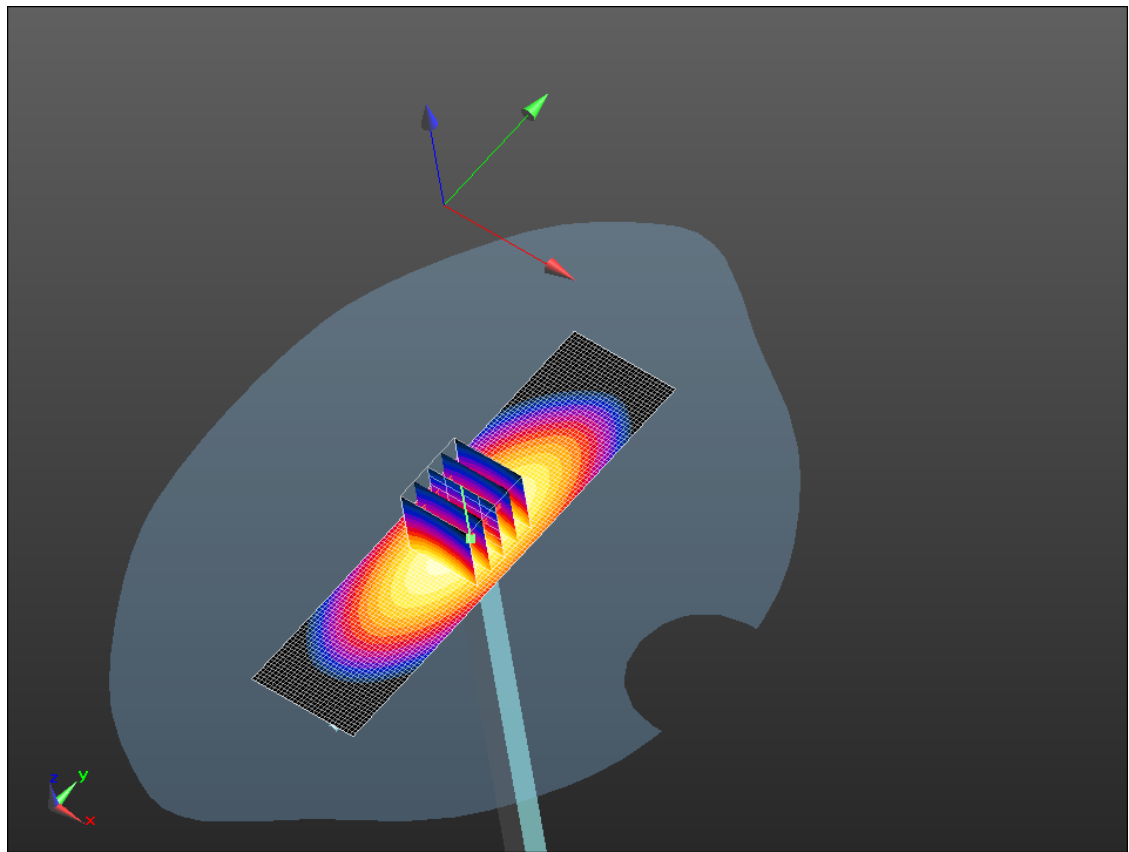
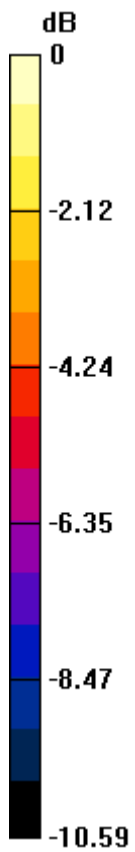
Author Data  
**Andrew Becker**

Dates of Test  
**June 11 – August 16, 2013**


Test Report No  
**RTS-6046-1308-39B**

FCC ID:  
**L6ARFX100LW**

IC



0 dB = 10.1 W/kg = 10.04 dBW/kg

	Document			Page
	Appendix A for the BlackBerry® Smartphone Model RFX101LW SAR Report			4(55)
Author Data	Dates of Test	Test Report No	FCC ID:	IC
Andrew Becker	June 11 – August 16, 2013	RTS-6046-1308-39B	L6ARFX100LW	

Date/Time: 6/26/2013 11:59:26 AM

Test Laboratory: RIM Testing Services

DipoleValidation\_835MHz\_06\_26\_13\_Amb\_Tem\_23.3C\_Liq\_Tem\_22.7

C

**DUT: Dipole 835 MHz; Type: D835V2; Serial: D835V2 - SN:446**

Communication System: UID 0 - n/a, CW; Frequency: 835 MHz

Medium parameters used:  $f = 835 \text{ MHz}$ ;  $\sigma = 0.879 \text{ S/m}$ ;  $\epsilon_r = 40.705$ ;  $\rho = 1000 \text{ kg/m}^3$

Phantom section: Flat Section

Measurement Standard: DASYS (IEEE/IEC/ANSI C63.19-2007)

DASY Configuration:

- Probe: ES3DV3 - SN3225; ConvF(6.19, 6.19, 6.19); Calibrated: 1/10/2013;
- Sensor-Surface: 3mm (Mechanical Surface Detection),  $z = 2.0, 32.0$
- Electronics: DAE4 Sn881; Calibrated: 1/14/2013
- Phantom: SAM 1; Type: SAM 4.0; Serial: 1076
- DASYS2 52.8.6(1115); SEMCAD X 14.6.9(7117)

**Configuration/d=15mm, Pin=1000mW/Area Scan (31x121x1):** Interpolated grid:  $dx=1.500 \text{ mm}$ ,  $dy=1.500 \text{ mm}$

Reference Value = 109.9 V/m; Power Drift = 0.00 dB

**Fast SAR: SAR(1 g) = 8.66 W/kg; SAR(10 g) = 5.73 W/kg**

Maximum value of SAR (interpolated) = 10.0 W/kg

**Configuration/d=15mm, Pin=1000mW/Zoom Scan (5x5x7) (5x5x7)/Cube**

**0:** Measurement grid:  $dx=7.5\text{mm}$ ,  $dy=7.5\text{mm}$ ,  $dz=5\text{mm}$

Reference Value = 109.9 V/m; Power Drift = 0.00 dB

Peak SAR (extrapolated) = 12.7 W/kg

**SAR(1 g) = 8.59 W/kg; SAR(10 g) = 5.62 W/kg**

Maximum value of SAR (measured) = 10.1 W/kg


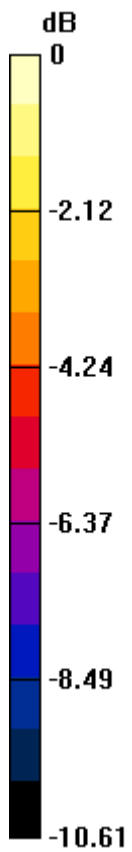
Author Data  
**Andrew Becker**

Dates of Test  
**June 11 – August 16, 2013**


Test Report No  
**RTS-6046-1308-39B**

FCC ID:  
**L6ARFX100LW**

IC



0 dB = 10.1 W/kg = 10.04 dBW/kg

	Document			Page
	Appendix A for the BlackBerry® Smartphone Model RFX101LW SAR Report			6(55)
Author Data	Dates of Test	Test Report No	FCC ID:	IC
Andrew Becker	June 11 – August 16,2013	RTS-6046-1308-39B	L6ARFX100LW	

Date/Time: 7/13/2013 12:26:59 AM

Test Laboratory: RIM Testing Services

DipoleValidation\_835MHz\_07\_13\_13\_Amb\_Tem\_24.1C\_Liq\_Tem\_23.0

C

**DUT: Dipole 835 MHz; Type: D835V2; Serial: D835V2 - SN:446**

Communication System: UID 0 - n/a, CW; Frequency: 835 MHz

Medium parameters used:  $f = 835 \text{ MHz}$ ;  $\sigma = 0.898 \text{ S/m}$ ;  $\epsilon_r = 41.565$ ;  $\rho = 1000 \text{ kg/m}^3$

Phantom section: Flat Section

Measurement Standard: DASYS (IEEE/IEC/ANSI C63.19-2007)

DASY Configuration:

- Probe: ES3DV3 - SN3225; ConvF(6.19, 6.19, 6.19); Calibrated: 1/10/2013;
- Sensor-Surface: 3mm (Mechanical Surface Detection),  $z = 2.0, 32.0$
- Electronics: DAE4 Sn881; Calibrated: 1/14/2013
- Phantom: SAM 1; Type: SAM 4.0; Serial: 1076
- DASYS 52.8.6(1115); SEMCAD X 14.6.9(7117)

**Configuration/d=15mm, Pin=1000mW/Area Scan (31x121x1):** Interpolated grid:  $dx=1.500 \text{ mm}$ ,  $dy=1.500 \text{ mm}$

Reference Value = 112.0 V/m; Power Drift = -0.02 dB

**Fast SAR: SAR(1 g) = 9.09 W/kg; SAR(10 g) = 6.03 W/kg**

Maximum value of SAR (interpolated) = 10.5 W/kg

**Configuration/d=15mm, Pin=1000mW/Zoom Scan (5x5x7) (5x5x7)/Cube**

**0:** Measurement grid:  $dx=7.5\text{mm}$ ,  $dy=7.5\text{mm}$ ,  $dz=5\text{mm}$

Reference Value = 112.0 V/m; Power Drift = -0.02 dB

Peak SAR (extrapolated) = 13.4 W/kg

**SAR(1 g) = 9.06 W/kg; SAR(10 g) = 5.94 W/kg**

Maximum value of SAR (measured) = 10.6 W/kg

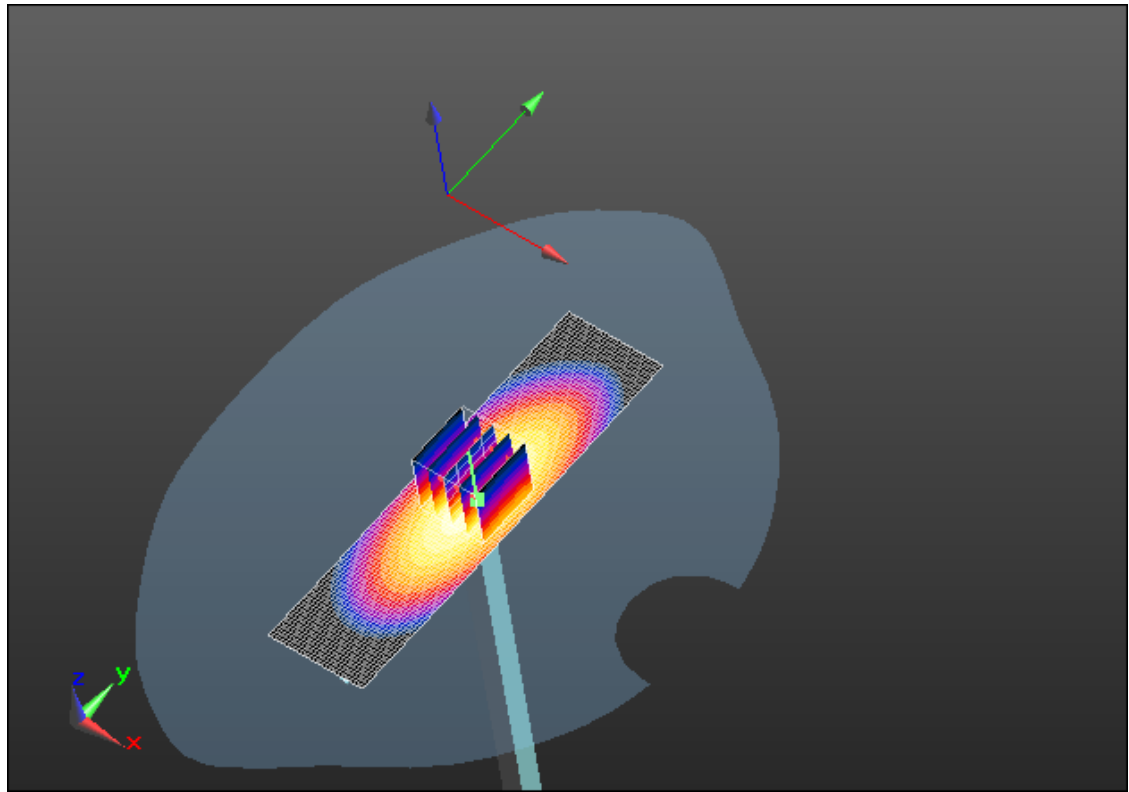
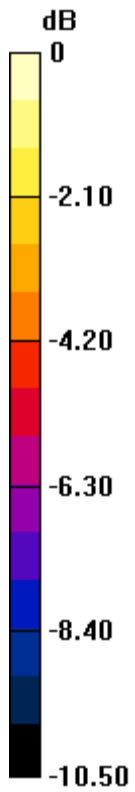
Author Data  
**Andrew Becker**

Dates of Test  
**June 11 – August 16, 2013**


Test Report No  
**RTS-6046-1308-39B**

FCC ID:  
**L6ARFX100LW**

IC



0 dB = 10.6 W/kg = 10.25 dBW/kg

	Document			Page
	Appendix A for the BlackBerry® Smartphone Model RFX101LW SAR Report			8(55)
Author Data	Dates of Test	Test Report No	FCC ID:	IC
Andrew Becker	June 11 – August 16,2013	RTS-6046-1308-39B	L6ARFX100LW	

Date/Time: 7/16/2013 1:18:07 AM

Test Laboratory: RIM Testing Services

DipoleValidation\_835MHz\_07\_16\_13\_Amb\_Tem\_23.9C\_Liq\_Tem\_23.1  
C

**DUT: Dipole 835 MHz; Type: D835V2; Serial: D835V2 - SN:446**

Communication System: UID 0 - n/a, CW; Frequency: 835 MHz  
Medium parameters used:  $f = 835$  MHz;  $\sigma = 0.881$  S/m;  $\epsilon_r = 40.559$ ;  $\rho = 1000$  kg/m<sup>3</sup>  
Phantom section: Flat Section  
Measurement Standard: DASYS (IEEE/IEC/ANSI C63.19-2007)

DASY Configuration:

- Probe: ES3DV3 - SN3225; ConvF(6.19, 6.19, 6.19); Calibrated: 1/10/2013;
- Sensor-Surface: 3mm (Mechanical Surface Detection),  $z = 2.0, 32.0$
- Electronics: DAE4 Sn881; Calibrated: 1/14/2013
- Phantom: SAM 1; Type: SAM 4.0; Serial: 1076
- DASYS2 52.8.6(1115); SEMCAD X 14.6.9(7117)

**Configuration/d=15mm, Pin=1000mW/Area Scan (31x121x1):** Interpolated grid:  $dx=1.500$  mm,  $dy=1.500$  mm  
Reference Value = 113.2 V/m; Power Drift = -0.20 dB  
**Fast SAR: SAR(1 g) = 9.08 W/kg; SAR(10 g) = 6.03 W/kg**  
Maximum value of SAR (interpolated) = 10.5 W/kg

**Configuration/d=15mm, Pin=1000mW/Zoom Scan (5x5x7) (5x5x7)/Cube 0:** Measurement grid:  $dx=7.5$ mm,  $dy=7.5$ mm,  $dz=5$ mm  
Reference Value = 113.2 V/m; Power Drift = -0.20 dB  
Peak SAR (extrapolated) = 13.0 W/kg  
**SAR(1 g) = 8.8 W/kg; SAR(10 g) = 5.76 W/kg**  
Maximum value of SAR (measured) = 10.3 W/kg



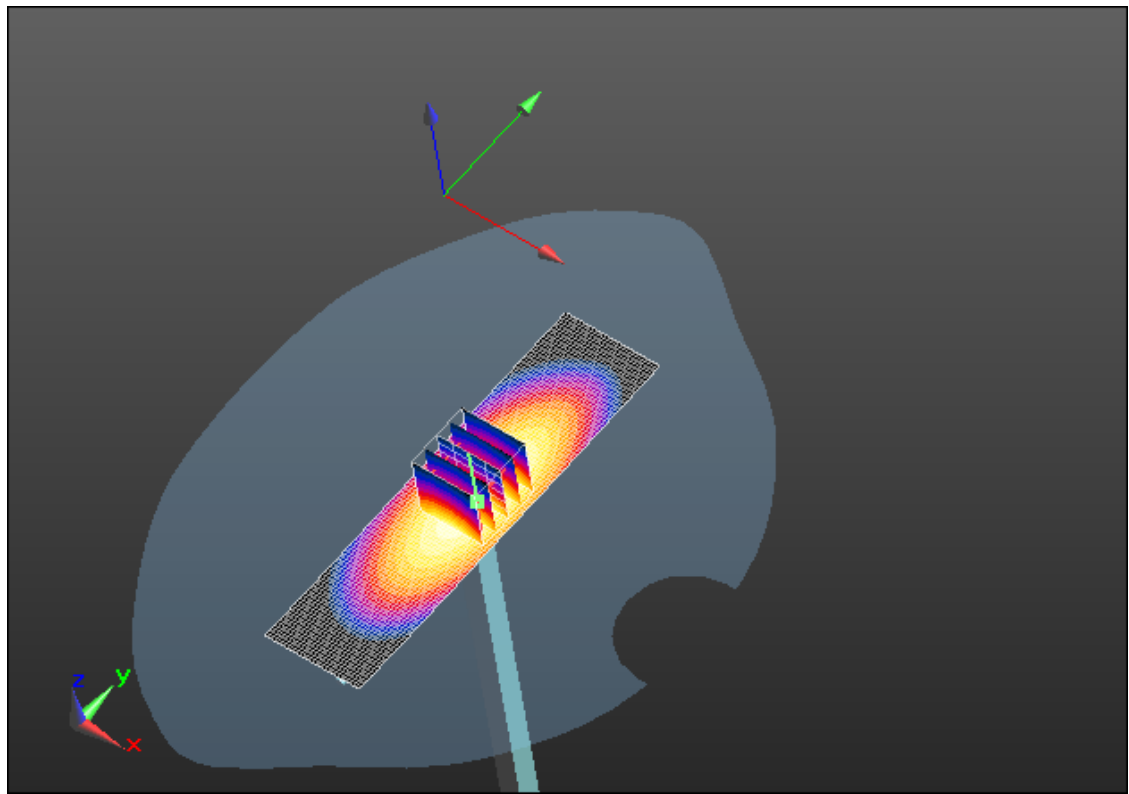
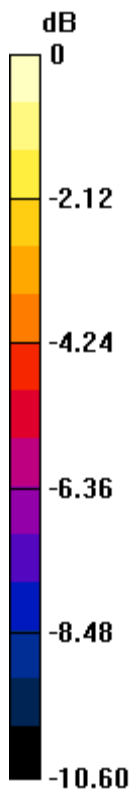
Author Data  
**Andrew Becker**

Dates of Test  
**June 11 – August 16, 2013**


Test Report No  
**RTS-6046-1308-39B**

FCC ID:  
**L6ARFX100LW**

IC



0 dB = 10.3 W/kg = 10.13 dBW/kg

	Document			Page
	Appendix A for the BlackBerry® Smartphone Model RFX101LW SAR Report			10(55)
Author Data	Dates of Test	Test Report No	FCC ID:	IC
Andrew Becker	June 11 – August 16,2013	RTS-6046-1308-39B	L6ARFX100LW	

Date/Time: 8/16/2013 12:49:10 AM

Test Laboratory: RIM Testing Services

DipoleValidation\_835MHz\_08\_16\_13\_Amb\_Tem\_23.6C\_Liq\_Tem\_21.5  
C

**DUT: Dipole 835 MHz; Type: D835V2; Serial: D835V2 - SN:446**

Communication System: UID 0 - n/a, CW; Frequency: 835 MHz  
Medium parameters used:  $f = 835$  MHz;  $\sigma = 0.881$  S/m;  $\epsilon_r = 40.395$ ;  $\rho = 1000$  kg/m<sup>3</sup>  
Phantom section: Flat Section  
Measurement Standard: DASYS (IEEE/IEC/ANSI C63.19-2007)

DASY Configuration:

- Probe: ES3DV3 - SN3225; ConvF(6.19, 6.19, 6.19); Calibrated: 1/10/2013;
- Sensor-Surface: 3mm (Mechanical Surface Detection),  $z = 2.0, 32.0$
- Electronics: DAE4 Sn881; Calibrated: 1/14/2013
- Phantom: SAM 1; Type: SAM 4.0; Serial: 1076
- DASYS2 52.8.6(1115); SEMCAD X 14.6.9(7117)

**Configuration/d=15mm, Pin=1000mW/Area Scan (31x121x1):** Interpolated grid:  $dx=1.500$  mm,  $dy=1.500$  mm  
Reference Value = 110.6 V/m; Power Drift = -0.01 dB  
**Fast SAR: SAR(1 g) = 8.7 W/kg; SAR(10 g) = 5.76 W/kg**  
Maximum value of SAR (interpolated) = 10.0 W/kg

**Configuration/d=15mm, Pin=1000mW/Zoom Scan (5x5x7) (5x5x7)/Cube 0:** Measurement grid:  $dx=7.5$ mm,  $dy=7.5$ mm,  $dz=5$ mm  
Reference Value = 110.6 V/m; Power Drift = -0.01 dB  
Peak SAR (extrapolated) = 12.7 W/kg  
**SAR(1 g) = 8.61 W/kg; SAR(10 g) = 5.64 W/kg**  
Maximum value of SAR (measured) = 10.0 W/kg

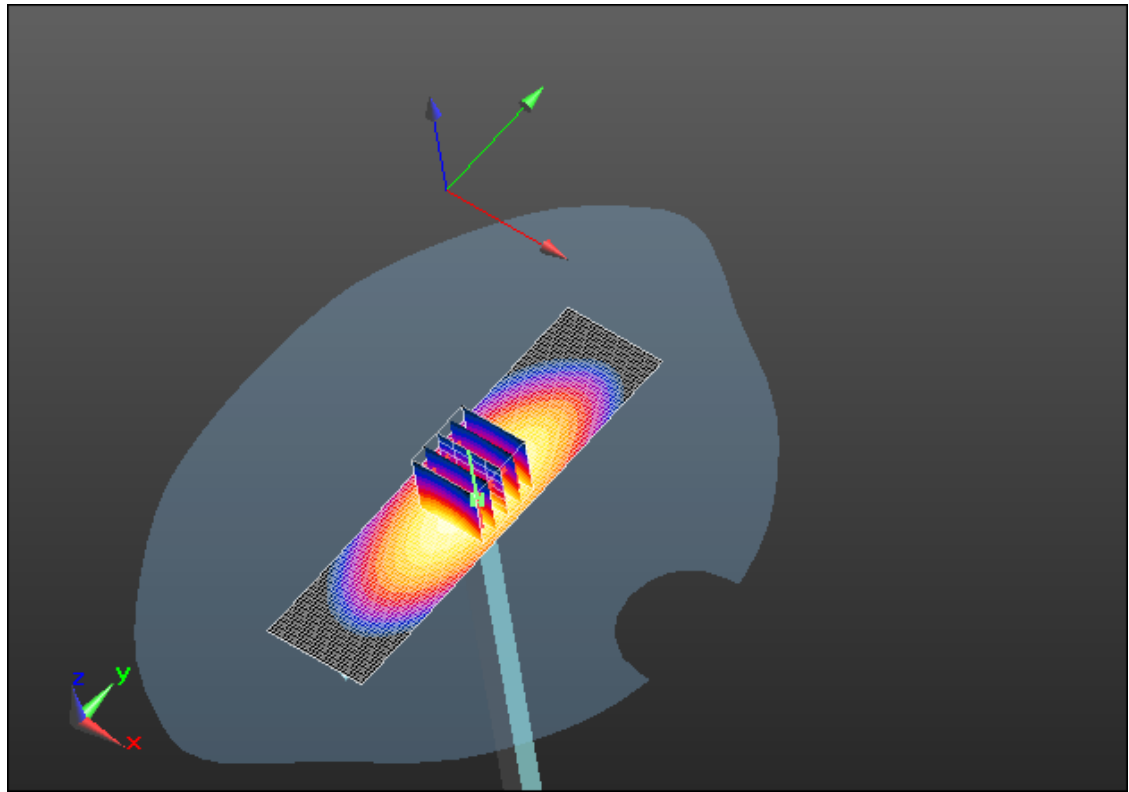
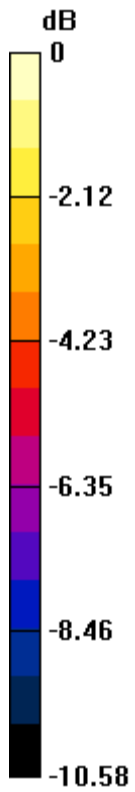
Author Data  
**Andrew Becker**

Dates of Test  
**June 11 – August 16, 2013**


Test Report No  
**RTS-6046-1308-39B**

FCC ID:  
**L6ARFX100LW**

IC



0 dB = 10.0 W/kg = 10.00 dBW/kg

	Document			Page
	Appendix A for the BlackBerry® Smartphone Model RFX101LW SAR Report			12(55)
Author Data	Dates of Test	Test Report No	FCC ID:	IC
Andrew Becker	June 11 – August 16, 2013	RTS-6046-1308-39B	L6ARFX100LW	

Date/Time: 6/20/2013 11:44:41 PM

Test Laboratory: RIM Testing Services

**DipoleValidation\_1900MHz\_06\_20\_13\_Amb\_Tem\_23.0C\_Liq\_Tem\_22.5**

**C**

**DUT: Dipole 1900 MHz; Type: D1900V2; Serial: D1900V2 - SN:545**

Communication System: UID 0 - n/a, CW; Frequency: 1900 MHz

Medium parameters used:  $f = 1900$  MHz;  $\sigma = 1.409$  S/m;  $\epsilon_r = 38.655$ ;  $\rho = 1000$  kg/m<sup>3</sup>

Phantom section: Flat Section

Measurement Standard: DASYS (IEEE/IEC/ANSI C63.19-2007)

DASY Configuration:

- Probe: ES3DV3 - SN3225; ConvF(5.35, 5.35, 5.35); Calibrated: 1/10/2013;
- Sensor-Surface: 3mm (Mechanical Surface Detection),  $z = 2.0, 32.0$
- Electronics: DAE4 Sn881; Calibrated: 1/14/2013
- Phantom: SAM 1; Type: SAM 4.0; Serial: 1076
- DASYS2 52.8.6(1115); SEMCAD X 14.6.9(7117)

**Configuration/d=10mm, Pin=1000mW/Area Scan (31x61x1):** Interpolated grid:  $dx=1.500$  mm,  $dy=1.500$  mm

Reference Value = 191.9 V/m; Power Drift = -0.04 dB

**Fast SAR: SAR(1 g) = 38.6 W/kg; SAR(10 g) = 20.2 W/kg**

Maximum value of SAR (interpolated) = 48.6 W/kg

**Configuration/d=10mm, Pin=1000mW/Zoom Scan (5x5x7) (5x5x7)/Cube**

**0:** Measurement grid:  $dx=7.5$ mm,  $dy=7.5$ mm,  $dz=5$ mm

Reference Value = 191.9 V/m; Power Drift = -0.04 dB

Peak SAR (extrapolated) = 67.0 W/kg

**SAR(1 g) = 38 W/kg; SAR(10 g) = 20 W/kg**

Maximum value of SAR (measured) = 48.1 W/kg

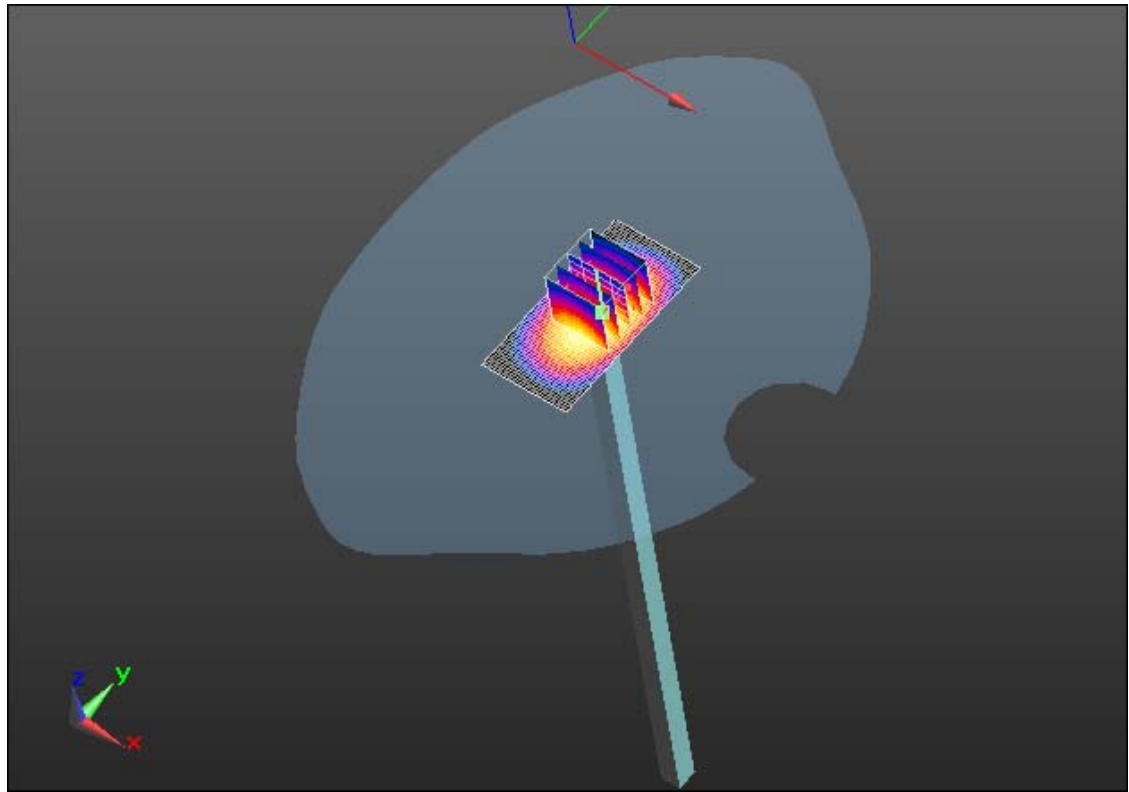
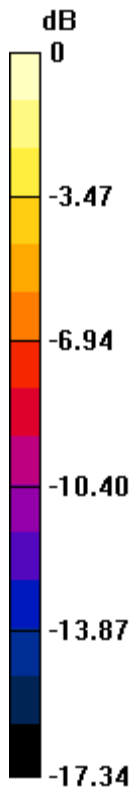
Author Data  
**Andrew Becker**

Dates of Test  
**June 11 – August 16, 2013**


Test Report No  
**RTS-6046-1308-39B**

FCC ID:  
**L6ARFX100LW**

IC



0 dB = 48.1 W/kg = 16.82 dBW/kg

	Document			Page
	Appendix A for the BlackBerry® Smartphone Model RFX101LW SAR Report			14(55)
Author Data	Dates of Test	Test Report No	FCC ID:	IC
Andrew Becker	June 11 – August 16,2013	RTS-6046-1308-39B	L6ARFX100LW	

Date/Time: 6/24/2013 12:51:56 AM

Test Laboratory: RIM Testing Services

DipoleValidation\_1900MHz\_06\_24\_13\_Amb\_Tem\_23.3C\_Liq\_Tem\_22.2

C

**DUT: Dipole 1900 MHz; Type: D1900V2; Serial: D1900V2 - SN:545**

Communication System: UID 0 - n/a, CW; Frequency: 1900 MHz

Medium parameters used:  $f = 1900$  MHz;  $\sigma = 1.4$  S/m;  $\epsilon_r = 39.045$ ;  $\rho = 1000$  kg/m<sup>3</sup>

Phantom section: Flat Section

Measurement Standard: DASYS (IEEE/IEC/ANSI C63.19-2007)

DASY Configuration:

- Probe: ES3DV3 - SN3225; ConvF(5.35, 5.35, 5.35); Calibrated: 1/10/2013;
- Sensor-Surface: 3mm (Mechanical Surface Detection),  $z = 2.0, 32.0$
- Electronics: DAE4 Sn881; Calibrated: 1/14/2013
- Phantom: SAM 1; Type: SAM 4.0; Serial: 1076
- DASYS 52.8.6(1115); SEMCAD X 14.6.9(7117)

**Configuration/d=10mm, Pin=1000mW/Area Scan (31x61x1):** Interpolated grid:  $dx=1.500$  mm,  $dy=1.500$  mm

Reference Value = 188.8 V/m; Power Drift = -0.06 dB

**Fast SAR: SAR(1 g) = 37.5 W/kg; SAR(10 g) = 19.7 W/kg**

Maximum value of SAR (interpolated) = 47.1 W/kg

**Configuration/d=10mm, Pin=1000mW/Zoom Scan (5x5x7) (5x5x7)/Cube**

**0:** Measurement grid:  $dx=7.5$ mm,  $dy=7.5$ mm,  $dz=5$ mm

Reference Value = 188.8 V/m; Power Drift = -0.06 dB

Peak SAR (extrapolated) = 64.9 W/kg

**SAR(1 g) = 36.6 W/kg; SAR(10 g) = 19.3 W/kg**

Maximum value of SAR (measured) = 46.6 W/kg


Author Data  
**Andrew Becker**

Dates of Test  
**June 11 – August 16, 2013**


Test Report No  
**RTS-6046-1308-39B**

FCC ID:  
**L6ARFX100LW**

IC



0 dB = 46.6 W/kg = 16.68 dBW/kg

	Document			Page
	Appendix A for the BlackBerry® Smartphone Model RFX101LW SAR Report			16(55)
Author Data	Dates of Test	Test Report No	FCC ID:	IC
Andrew Becker	June 11 – August 16, 2013	RTS-6046-1308-39B	L6ARFX100LW	

Date/Time: 6/28/2013 5:34:41 AM

Test Laboratory: RIM Testing Services

## DipoleValidation\_1900MHz\_06\_28\_13\_Amb\_Tem\_23.2C\_Liq\_Tem\_23.0 C

**DUT: Dipole 1900 MHz; Type: D1900V2; Serial: D1900V2 - SN:545**

Communication System: UID 0 - n/a, CW; Frequency: 1900 MHz

Medium parameters used:  $f = 1900$  MHz;  $\sigma = 1.375$  S/m;  $\epsilon_r = 39.298$ ;  $\rho = 1000$  kg/m<sup>3</sup>

Phantom section: Flat Section

Measurement Standard: DASYS (IEEE/IEC/ANSI C63.19-2007)

DASY Configuration:

- Probe: ES3DV3 - SN3225; ConvF(5.35, 5.35, 5.35); Calibrated: 1/10/2013;
- Sensor-Surface: 3mm (Mechanical Surface Detection),  $z = 2.0, 32.0$
- Electronics: DAE4 Sn881; Calibrated: 1/14/2013
- Phantom: SAM 1; Type: SAM 4.0; Serial: 1076
- DASYS2 52.8.6(1115); SEMCAD X 14.6.9(7117)

**Configuration/d=10mm, Pin=1000mW/Area Scan (31x61x1):** Interpolated  
grid:  $dx=1.500$  mm,  $dy=1.500$  mm

Reference Value = 188.8 V/m; Power Drift = -0.02 dB

**Fast SAR: SAR(1 g) = 36.9 W/kg; SAR(10 g) = 19.5 W/kg**

Maximum value of SAR (interpolated) = 46.1 W/kg

**Configuration/d=10mm, Pin=1000mW/Zoom Scan (5x5x7) (5x5x7)/Cube**

**0:** Measurement grid:  $dx=7.5$ mm,  $dy=7.5$ mm,  $dz=5$ mm

Reference Value = 188.8 V/m; Power Drift = -0.02 dB

Peak SAR (extrapolated) = 64.6 W/kg

**SAR(1 g) = 36.4 W/kg; SAR(10 g) = 19.2 W/kg**

Maximum value of SAR (measured) = 46.2 W/kg



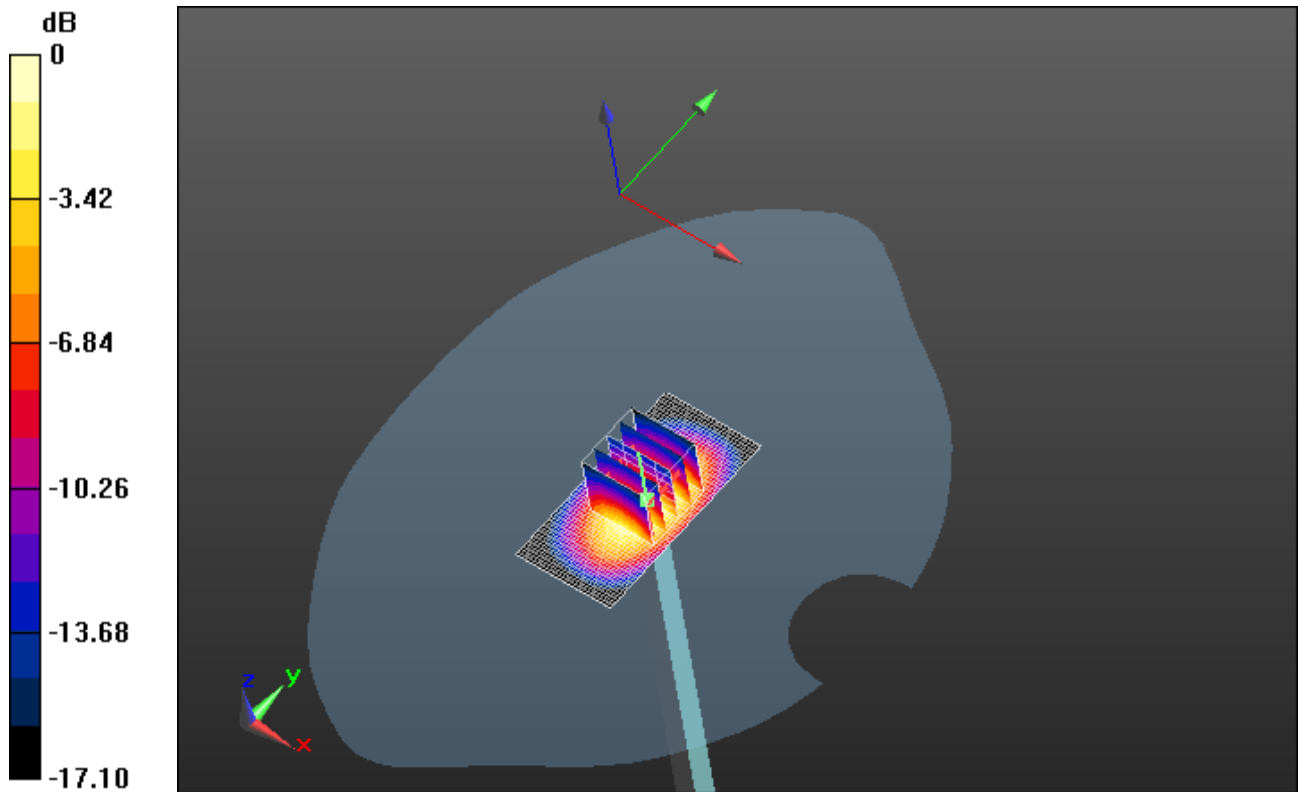
Author Data  
**Andrew Becker**

Dates of Test  
**June 11 – August 16, 2013**


Test Report No  
**RTS-6046-1308-39B**

FCC ID:  
**L6ARFX100LW**

IC



0 dB = 46.2 W/kg = 16.65 dBW/kg

	Document			Page
	Appendix A for the BlackBerry® Smartphone Model RFX101LW SAR Report			18(55)
Author Data	Dates of Test	Test Report No	FCC ID:	IC
Andrew Becker	June 11 – August 16, 2013	RTS-6046-1308-39B	L6ARFX100LW	

Date/Time: 7/2/2013 12:46:05 AM

Test Laboratory: RIM Testing Services

## DipoleValidation\_1900MHz\_07\_02\_13\_Amb\_Tem\_23.2C\_Liq\_Tem\_21.6 C

**DUT: Dipole 1900 MHz; Type: D1900V2; Serial: D1900V2 - SN:545**

Communication System: UID 0 - n/a, CW; Frequency: 1900 MHz

Medium parameters used:  $f = 1900$  MHz;  $\sigma = 1.387$  S/m;  $\epsilon_r = 38.399$ ;  $\rho = 1000$  kg/m<sup>3</sup>

Phantom section: Flat Section

Measurement Standard: DASYS (IEEE/IEC/ANSI C63.19-2007)

DASY Configuration:

- Probe: ES3DV3 - SN3225; ConvF(5.35, 5.35, 5.35); Calibrated: 1/10/2013;
- Sensor-Surface: 3mm (Mechanical Surface Detection),  $z = 2.0, 32.0$
- Electronics: DAE4 Sn881; Calibrated: 1/14/2013
- Phantom: SAM 1; Type: SAM 4.0; Serial: 1076
- DASYS2 52.8.6(1115); SEMCAD X 14.6.9(7117)

**Configuration/d=10mm, Pin=1000mW/Area Scan (31x61x1):** Interpolated  
grid:  $dx=1.500$  mm,  $dy=1.500$  mm

Reference Value = 190.8 V/m; Power Drift = 0.03 dB

**Fast SAR: SAR(1 g) = 37.6 W/kg; SAR(10 g) = 19.8 W/kg**

Maximum value of SAR (interpolated) = 47.1 W/kg

**Configuration/d=10mm, Pin=1000mW/Zoom Scan (5x5x7) (5x5x7)/Cube**

**0:** Measurement grid:  $dx=7.5$ mm,  $dy=7.5$ mm,  $dz=5$ mm

Reference Value = 190.8 V/m; Power Drift = 0.03 dB

Peak SAR (extrapolated) = 65.5 W/kg

**SAR(1 g) = 37 W/kg; SAR(10 g) = 19.5 W/kg**

Maximum value of SAR (measured) = 46.6 W/kg


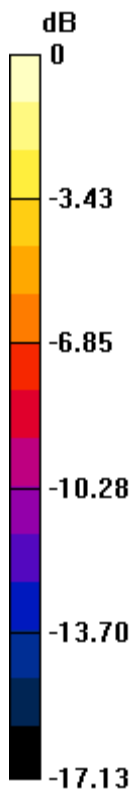
Author Data  
**Andrew Becker**

Dates of Test  
**June 11 – August 16, 2013**


Test Report No  
**RTS-6046-1308-39B**

FCC ID:  
**L6ARFX100LW**

IC



0 dB = 46.6 W/kg = 16.68 dBW/kg

	Document			Page
	Appendix A for the BlackBerry® Smartphone Model RFX101LW SAR Report			20(55)
Author Data	Dates of Test	Test Report No	FCC ID:	IC
Andrew Becker	June 11 – August 16,2013	RTS-6046-1308-39B	L6ARFX100LW	

Date/Time: 7/5/2013 12:57:00 AM

Test Laboratory: RIM Testing Services

## DipoleValidation\_1900MHz\_07\_05\_13\_Amb\_Tem\_23.3C\_Liq\_Tem\_21.7 C

**DUT: Dipole 1900 MHz; Type: D1900V2; Serial: D1900V2 - SN:545**

Communication System: UID 0 - n/a, CW; Frequency: 1900 MHz

Medium parameters used:  $f = 1900$  MHz;  $\sigma = 1.408$  S/m;  $\epsilon_r = 38.666$ ;  $\rho = 1000$  kg/m<sup>3</sup>

Phantom section: Flat Section

Measurement Standard: DASYS (IEEE/IEC/ANSI C63.19-2007)

DASY Configuration:

- Probe: ES3DV3 - SN3225; ConvF(5.35, 5.35, 5.35); Calibrated: 1/10/2013;
- Sensor-Surface: 3mm (Mechanical Surface Detection),  $z = 2.0, 32.0$
- Electronics: DAE4 Sn881; Calibrated: 1/14/2013
- Phantom: SAM 1; Type: SAM 4.0; Serial: 1076
- DASYS2 52.8.6(1115); SEMCAD X 14.6.9(7117)

**Configuration/d=10mm, Pin=1000mW/Area Scan (31x61x1):** Interpolated grid:  $dx=1.500$  mm,  $dy=1.500$  mm

Reference Value = 186.9 V/m; Power Drift = -0.02 dB

**Fast SAR: SAR(1 g) = 36.7 W/kg; SAR(10 g) = 19.4 W/kg**

Maximum value of SAR (interpolated) = 45.9 W/kg

**Configuration/d=10mm, Pin=1000mW/Zoom Scan (5x5x7) (5x5x7)/Cube**

**0:** Measurement grid:  $dx=7.5$ mm,  $dy=7.5$ mm,  $dz=5$ mm

Reference Value = 186.9 V/m; Power Drift = -0.02 dB

Peak SAR (extrapolated) = 63.9 W/kg

**SAR(1 g) = 36.2 W/kg; SAR(10 g) = 19.1 W/kg**

Maximum value of SAR (measured) = 45.9 W/kg


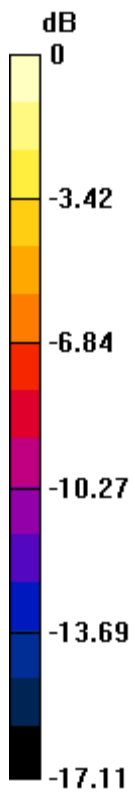
Author Data  
**Andrew Becker**

Dates of Test  
**June 11 – August 16, 2013**


Test Report No  
**RTS-6046-1308-39B**

FCC ID:  
**L6ARFX100LW**

IC



0 dB = 45.9 W/kg = 16.62 dBW/kg

	Document			Page
	Appendix A for the BlackBerry® Smartphone Model RFX101LW SAR Report			22(55)
Author Data	Dates of Test	Test Report No	FCC ID:	IC
Andrew Becker	June 11 – August 16, 2013	RTS-6046-1308-39B	L6ARFX100LW	

Date/Time: 7/8/2013 11:04:31 AM

Test Laboratory: RIM Testing Services

DipoleValidation\_1900MHz\_07\_08\_13\_Amb\_Tem\_23.0C\_Liq\_Tem\_22.5

C

**DUT: Dipole 1900 MHz; Type: D1900V2; Serial: D1900V2 - SN:545**

Communication System: UID 0 - n/a, CW; Frequency: 1900 MHz

Medium parameters used:  $f = 1900$  MHz;  $\sigma = 1.375$  S/m;  $\epsilon_r = 38.543$ ;  $\rho = 1000$  kg/m<sup>3</sup>

Phantom section: Flat Section

Measurement Standard: DASYS (IEEE/IEC/ANSI C63.19-2007)

DASY Configuration:

- Probe: ES3DV3 - SN3225; ConvF(5.35, 5.35, 5.35); Calibrated: 1/10/2013;
- Sensor-Surface: 3mm (Mechanical Surface Detection),  $z = 2.0, 32.0$
- Electronics: DAE4 Sn881; Calibrated: 1/14/2013
- Phantom: SAM 1; Type: SAM 4.0; Serial: 1076
- DASYS2 52.8.6(1115); SEMCAD X 14.6.9(7117)

**Configuration/d=10mm, Pin=1000mW/Area Scan (31x61x1):** Interpolated grid:  $dx=1.500$  mm,  $dy=1.500$  mm

Reference Value = 190.8 V/m; Power Drift = -0.03 dB

**Fast SAR: SAR(1 g) = 37.3 W/kg; SAR(10 g) = 19.6 W/kg**

Maximum value of SAR (interpolated) = 46.9 W/kg

**Configuration/d=10mm, Pin=1000mW/Zoom Scan (5x5x7) (5x5x7)/Cube**

**0:** Measurement grid:  $dx=7.5$ mm,  $dy=7.5$ mm,  $dz=5$ mm

Reference Value = 190.8 V/m; Power Drift = -0.03 dB

Peak SAR (extrapolated) = 65.1 W/kg

**SAR(1 g) = 36.6 W/kg; SAR(10 g) = 19.2 W/kg**

Maximum value of SAR (measured) = 46.7 W/kg

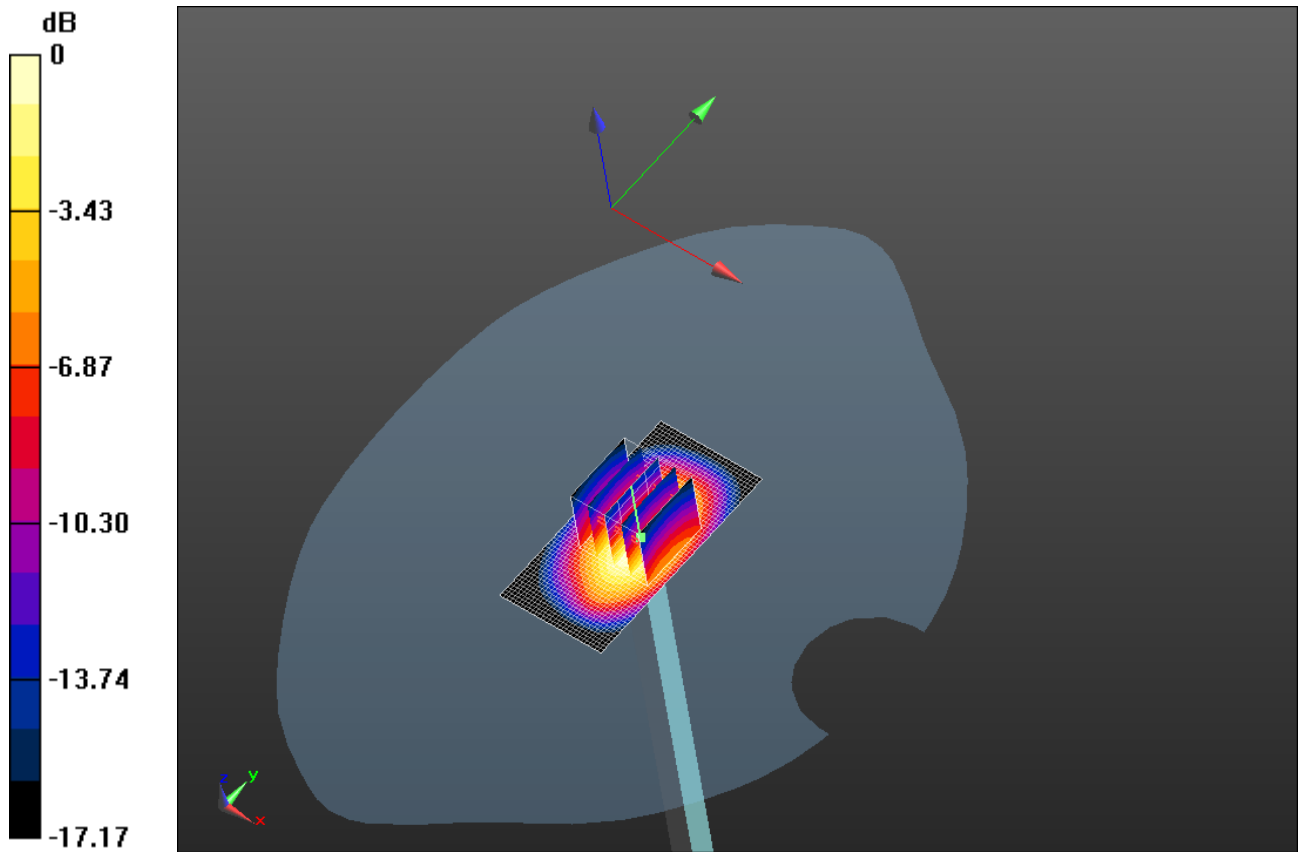
Author Data  
**Andrew Becker**

Dates of Test  
**June 11 – August 16, 2013**


Test Report No  
**RTS-6046-1308-39B**

FCC ID:  
**L6ARFX100LW**

IC



0 dB = 46.7 W/kg = 16.69 dBW/kg

	Document			Page
	Appendix A for the BlackBerry® Smartphone Model RFX101LW SAR Report			24(55)
Author Data	Dates of Test	Test Report No	FCC ID:	IC
Andrew Becker	June 11 – August 16,2013	RTS-6046-1308-39B	L6ARFX100LW	

Date/Time: 8/7/2013 3:04:00 PM

Test Laboratory: RIM Testing Services

**DipoleValidation\_1900MHz\_08\_07\_13\_Amb\_Tem\_23.5C\_Liq\_Tem\_22.2**

**C**

**DUT: Dipole 1900 MHz; Type: D1900V2; Serial: D1900V2 - SN:545**

Communication System: UID 0 - n/a, CW; Frequency: 1900 MHz

Medium parameters used:  $f = 1900$  MHz;  $\sigma = 1.378$  S/m;  $\epsilon_r = 38.172$ ;  $\rho = 1000$  kg/m<sup>3</sup>

Phantom section: Flat Section

Measurement Standard: DASYS (IEEE/IEC/ANSI C63.19-2007)

DASY Configuration:

- Probe: ES3DV3 - SN3225; ConvF(5.35, 5.35, 5.35); Calibrated: 1/10/2013;
- Sensor-Surface: 3mm (Mechanical Surface Detection),  $z = 2.0, 32.0$
- Electronics: DAE4 Sn881; Calibrated: 1/14/2013
- Phantom: SAM 1; Type: SAM 4.0; Serial: 1076
- DASYS2 52.8.6(1115); SEMCAD X 14.6.9(7117)

**Configuration/d=10mm, Pin=1000mW/Area Scan (31x61x1):** Interpolated grid:  $dx=1.500$  mm,  $dy=1.500$  mm

Reference Value = 194.4 V/m; Power Drift = -0.01 dB

**Fast SAR: SAR(1 g) = 38.7 W/kg; SAR(10 g) = 20.5 W/kg**

Maximum value of SAR (interpolated) = 48.5 W/kg

**Configuration/d=10mm, Pin=1000mW/Zoom Scan (5x5x7) (5x5x7)/Cube**

**0:** Measurement grid:  $dx=7.5$ mm,  $dy=7.5$ mm,  $dz=5$ mm

Reference Value = 194.4 V/m; Power Drift = -0.01 dB

Peak SAR (extrapolated) = 67.7 W/kg

**SAR(1 g) = 38 W/kg; SAR(10 g) = 19.9 W/kg**

Maximum value of SAR (measured) = 48.4 W/kg



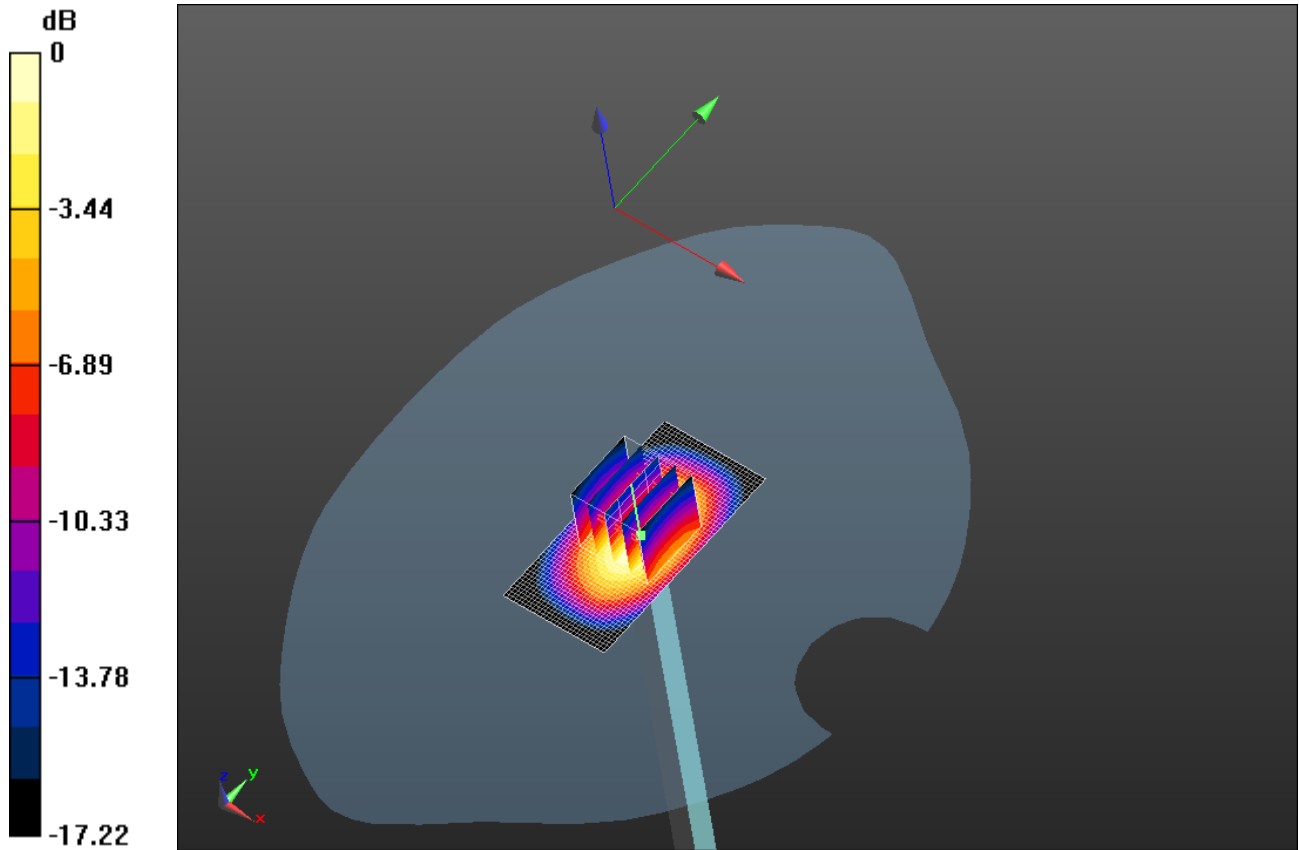
Author Data  
**Andrew Becker**

Dates of Test  
**June 11 – August 16, 2013**


Test Report No  
**RTS-6046-1308-39B**

FCC ID:  
**L6ARFX100LW**

IC



0 dB = 48.4 W/kg = 16.85 dBW/kg

	Document			Page
	Appendix A for the BlackBerry® Smartphone Model RFX101LW SAR Report			26(55)
Author Data	Dates of Test	Test Report No	FCC ID:	IC
Andrew Becker	June 11 – August 16,2013	RTS-6046-1308-39B	L6ARFX100LW	

Date/Time: 8/15/2013 1:55:03 AM

Test Laboratory: RIM Testing Services

DipoleValidation\_1900MHz\_08\_15\_13\_Amb\_Tem\_23.2C\_Liq\_Tem\_23.0  
C

**DUT: Dipole 1900 MHz; Type: D1900V2; Serial: D1900V2 - SN:545**

Communication System: UID 0 - n/a, CW; Frequency: 1900 MHz  
Medium parameters used:  $f = 1900$  MHz;  $\sigma = 1.384$  S/m;  $\epsilon_r = 38.362$ ;  $\rho = 1000$  kg/m<sup>3</sup>  
Phantom section: Flat Section  
Measurement Standard: DASYS (IEEE/IEC/ANSI C63.19-2007)

DASY Configuration:

- Probe: ES3DV3 - SN3225; ConvF(5.35, 5.35, 5.35); Calibrated: 1/10/2013;
- Sensor-Surface: 3mm (Mechanical Surface Detection),  $z = 2.0, 32.0$
- Electronics: DAE4 Sn881; Calibrated: 1/14/2013
- Phantom: SAM 1; Type: SAM 4.0; Serial: 1076
- DASYS2 52.8.6(1115); SEMCAD X 14.6.9(7117)

**Configuration/d=10mm, Pin=1000mW/Area Scan (31x61x1):** Interpolated grid:  $dx=1.500$  mm,  $dy=1.500$  mm  
Reference Value = 189.0 V/m; Power Drift = -0.04 dB  
**Fast SAR: SAR(1 g) = 37.6 W/kg; SAR(10 g) = 19.8 W/kg**  
Maximum value of SAR (interpolated) = 47.1 W/kg

**Configuration/d=10mm, Pin=1000mW/Zoom Scan (5x5x7) (5x5x7)/Cube 0:** Measurement grid:  $dx=7.5$ mm,  $dy=7.5$ mm,  $dz=5$ mm  
Reference Value = 189.0 V/m; Power Drift = -0.04 dB  
Peak SAR (extrapolated) = 65.1 W/kg  
**SAR(1 g) = 36.7 W/kg; SAR(10 g) = 19.3 W/kg**  
Maximum value of SAR (measured) = 46.6 W/kg

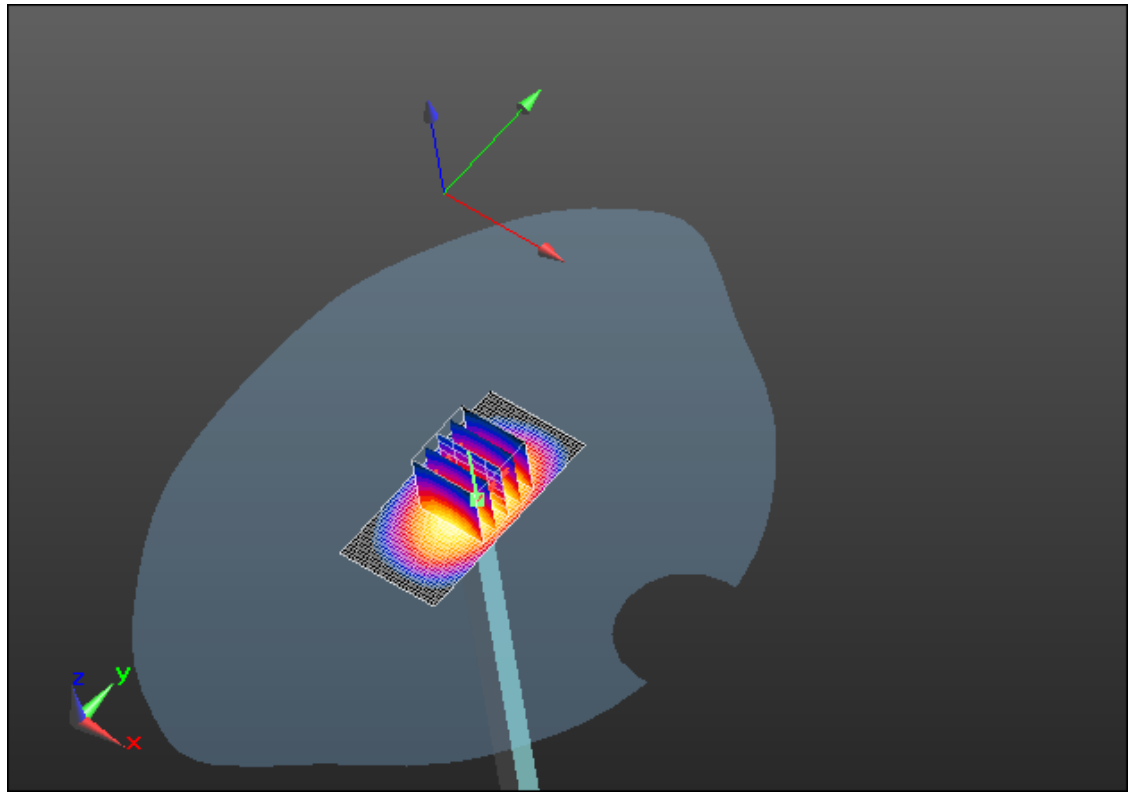
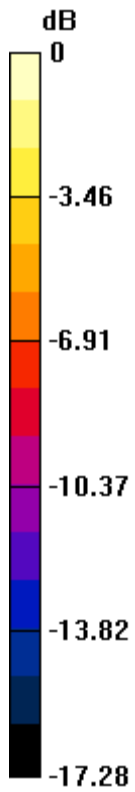
Author Data  
**Andrew Becker**

Dates of Test  
**June 11 – August 16, 2013**


Test Report No  
**RTS-6046-1308-39B**

FCC ID:  
**L6ARFX100LW**

IC



0 dB = 46.6 W/kg = 16.68 dBW/kg

	Document			Page
	Appendix A for the BlackBerry® Smartphone Model RFX101LW SAR Report			28(55)
Author Data	Dates of Test	Test Report No	FCC ID:	IC
Andrew Becker	June 11 – August 16, 2013	RTS-6046-1308-39B	L6ARFX100LW	

Date/Time: 6/17/2013 12:56:14 AM

Test Laboratory: RIM Testing Services

## DipoleValidation\_2450MHz\_06\_17\_13\_Amb\_Tem\_23.4C\_Liq\_Tem\_22.5 C

**DUT: Dipole 2450 MHz; Type: D2450V2; Serial: D2450V2 - SN:747**

Communication System: UID 0 - n/a, CW; Frequency: 2450 MHz

Medium parameters used:  $f = 2450$  MHz;  $\sigma = 1.76$  S/m;  $\epsilon_r = 39.411$ ;  $\rho = 1000$  kg/m<sup>3</sup>

Phantom section: Flat Section

Measurement Standard: DASYS (IEEE/IEC/ANSI C63.19-2007)

DASY Configuration:

- Probe: ES3DV3 - SN3225; ConvF(4.65, 4.65, 4.65); Calibrated: 1/10/2013;
- Sensor-Surface: 3mm (Mechanical Surface Detection),  $z = 2.0, 32.0$
- Electronics: DAE4 Sn881; Calibrated: 1/14/2013
- Phantom: SAM 1; Type: SAM 4.0; Serial: 1076
- DASYS2 52.8.6(1115); SEMCAD X 14.6.9(7117)

**System Performance Check at Frequencies above 1 GHz/d=10mm,  
Pin=1000 mW, dist=3.0mm (ES-Probe)/Area Scan (61x71x1):** Interpolated  
grid:  $dx=1.200$  mm,  $dy=1.200$  mm

Reference Value = 202.9 V/m; Power Drift = -0.04 dB

**Fast SAR: SAR(1 g) = 50.3 W/kg; SAR(10 g) = 22.1 W/kg**

Maximum value of SAR (interpolated) = 69.4 W/kg

**System Performance Check at Frequencies above 1 GHz/d=10mm,  
Pin=1000 mW, dist=3.0mm (ES-Probe)/Zoom Scan (7x7x7) (7x7x7)/Cube**

**0:** Measurement grid:  $dx=5$ mm,  $dy=5$ mm,  $dz=5$ mm

Reference Value = 202.9 V/m; Power Drift = -0.04 dB

Peak SAR (extrapolated) = 95.4 W/kg

**SAR(1 g) = 49.8 W/kg; SAR(10 g) = 23.8 W/kg**

Maximum value of SAR (measured) = 64.4 W/kg

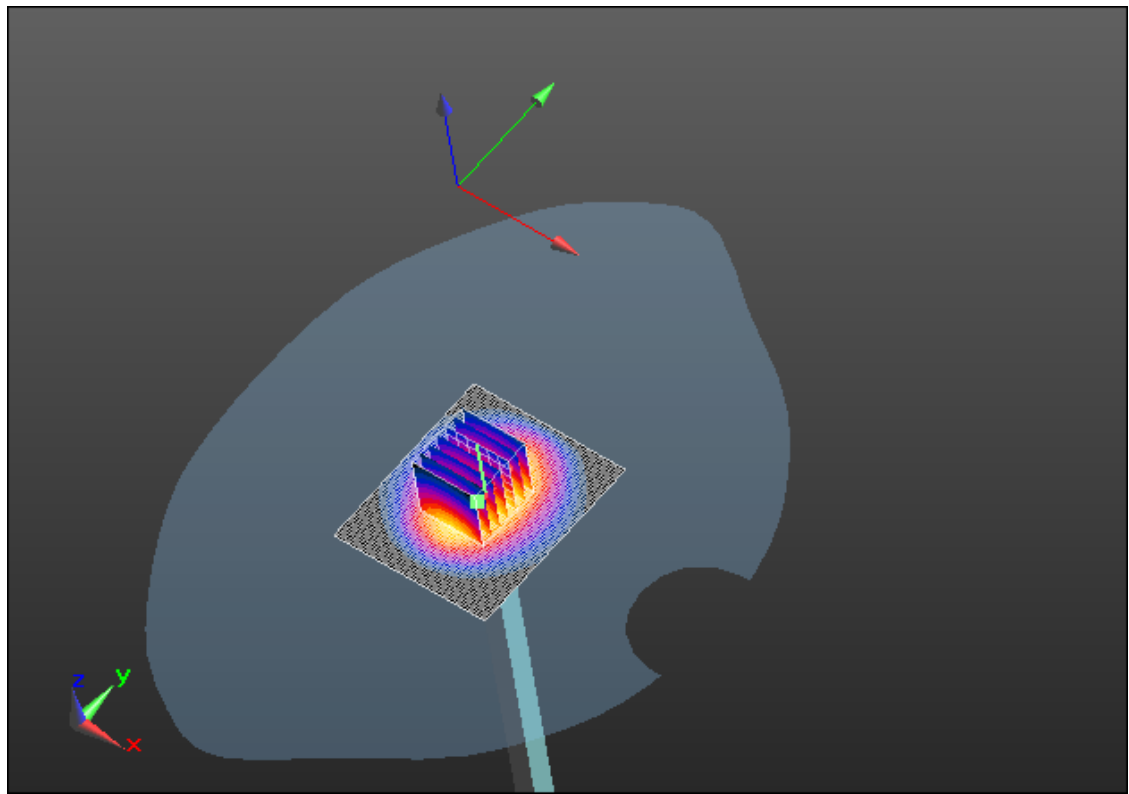
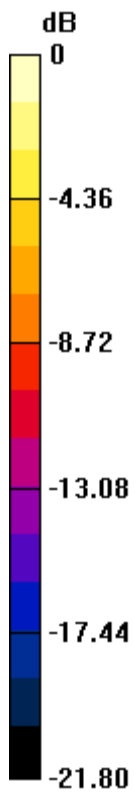
Author Data  
**Andrew Becker**

Dates of Test  
**June 11 – August 16, 2013**


Test Report No  
**RTS-6046-1308-39B**

FCC ID:  
**L6ARFX100LW**

IC



0 dB = 64.4 W/kg = 18.09 dBW/kg

	Document			Page
	Appendix A for the BlackBerry® Smartphone Model RFX101LW SAR Report			30(55)
Author Data	Dates of Test	Test Report No	FCC ID:	IC
Andrew Becker	June 11 – August 16, 2013	RTS-6046-1308-39B	L6ARFX100LW	

Date/Time: 7/19/2013 8:54:16 AM

Test Laboratory: RIM Testing Services

## DipoleValidation\_2450MHz\_07\_19\_13\_Amb\_Tem\_23.0C\_Liq\_Tem\_22.8 C

**DUT: Dipole 2450 MHz; Type: D2450V2; Serial: D2450V2 - SN:747**

Communication System: UID 0 - n/a, CW; Frequency: 2450 MHz

Medium parameters used:  $f = 2450$  MHz;  $\sigma = 1.831$  S/m;  $\epsilon_r = 37.795$ ;  $\rho = 1000$  kg/m<sup>3</sup>

Phantom section: Flat Section

Measurement Standard: DASYS (IEEE/IEC/ANSI C63.19-2007)

DASY Configuration:

- Probe: ES3DV3 - SN3225; ConvF(4.65, 4.65, 4.65); Calibrated: 1/10/2013;
- Sensor-Surface: 3mm (Mechanical Surface Detection),  $z = 2.0, 32.0$
- Electronics: DAE4 Sn881; Calibrated: 1/14/2013
- Phantom: SAM 1; Type: SAM 4.0; Serial: 1076
- DASYS2 52.8.6(1115); SEMCAD X 14.6.9(7117)

**System Performance Check at Frequencies above 1 GHz/d=10mm,  
Pin=1000 mW, dist=3.0mm (ES-Probe)/Area Scan (41x71x1):** Interpolated  
grid:  $dx=1.200$  mm,  $dy=1.200$  mm

Reference Value = 204.6 V/m; Power Drift = -0.09 dB

**Fast SAR: SAR(1 g) = 52.5 W/kg; SAR(10 g) = 23.2 W/kg**

Maximum value of SAR (interpolated) = 71.2 W/kg

**System Performance Check at Frequencies above 1 GHz/d=10mm,  
Pin=1000 mW, dist=3.0mm (ES-Probe)/Zoom Scan (7x7x7) (7x7x7)/Cube**

**0:** Measurement grid:  $dx=5$ mm,  $dy=5$ mm,  $dz=5$ mm

Reference Value = 204.6 V/m; Power Drift = -0.09 dB

Peak SAR (extrapolated) = 102 W/kg

**SAR(1 g) = 52.1 W/kg; SAR(10 g) = 24.6 W/kg**

Maximum value of SAR (measured) = 67.6 W/kg

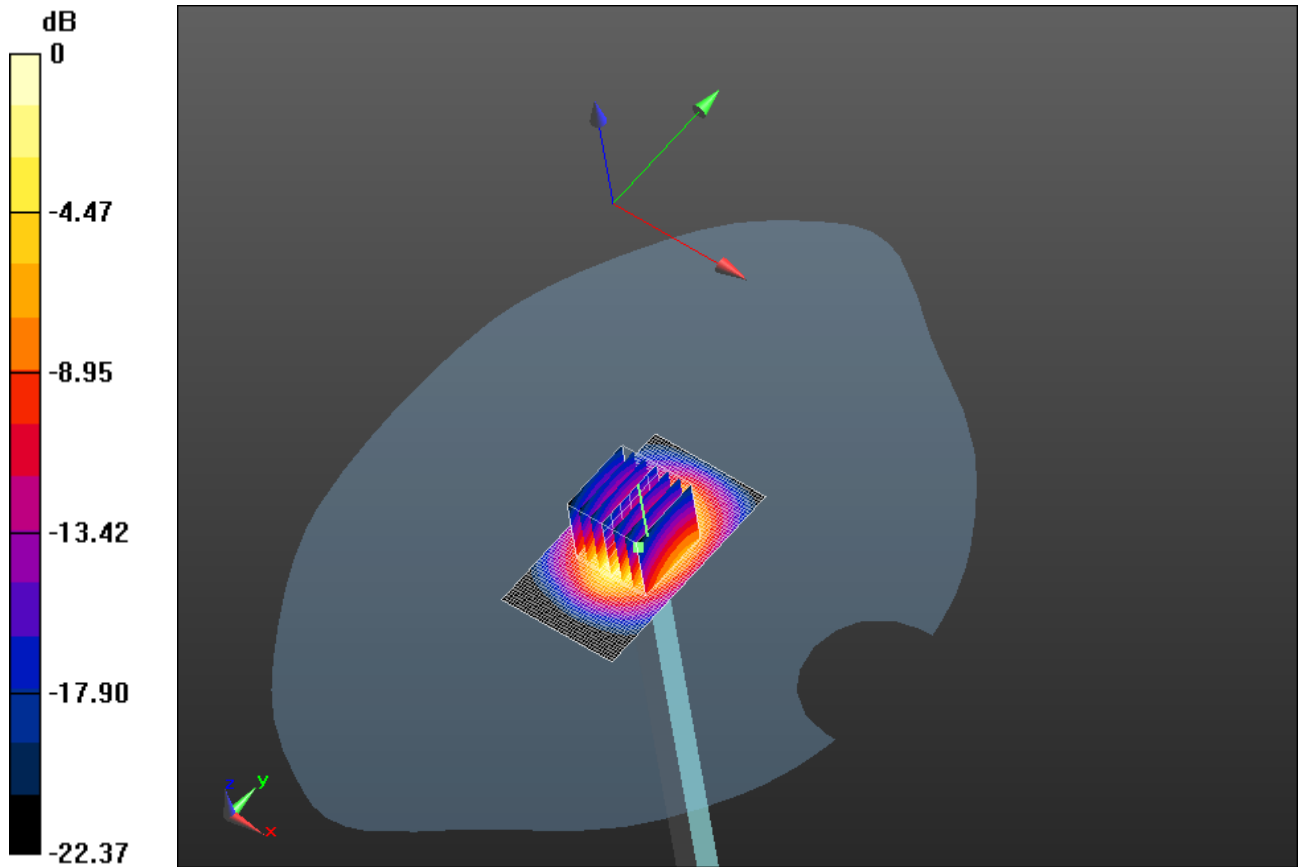
Author Data  
**Andrew Becker**

Dates of Test  
**June 11 – August 16, 2013**


Test Report No  
**RTS-6046-1308-39B**

FCC ID:  
**L6ARFX100LW**

IC



0 dB = 67.6 W/kg = 18.30 dBW/kg

	Document			Page
	Appendix A for the BlackBerry® Smartphone Model RFX101LW SAR Report			32(55)
Author Data	Dates of Test	Test Report No	FCC ID:	IC
Andrew Becker	June 11 – August 16, 2013	RTS-6046-1308-39B	L6ARFX100LW	

Date/Time: 7/23/2013 11:15:43 PM

Test Laboratory: RIM Testing Services

**DipoleValidation\_2450MHz\_07\_23\_13\_Amb\_Tem\_23.2C\_Liq\_Tem\_22.4**

**C**

**DUT: Dipole 2450 MHz; Type: D2450V2; Serial: D2450V2 - SN:747**

Communication System: UID 0 - n/a, CW; Frequency: 2450 MHz

Medium parameters used:  $f = 2450$  MHz;  $\sigma = 1.845$  S/m;  $\epsilon_r = 37.878$ ;  $\rho = 1000$  kg/m<sup>3</sup>

Phantom section: Flat Section

Measurement Standard: DASYS (IEEE/IEC/ANSI C63.19-2007)

DASY Configuration:

- Probe: ES3DV3 - SN3225; ConvF(4.65, 4.65, 4.65); Calibrated: 1/10/2013;
- Sensor-Surface: 3mm (Mechanical Surface Detection),  $z = 2.0, 32.0$
- Electronics: DAE4 Sn881; Calibrated: 1/14/2013
- Phantom: SAM 1; Type: SAM 4.0; Serial: 1076
- DASYS2 52.8.6(1115); SEMCAD X 14.6.9(7117)

**System Performance Check at Frequencies above 1 GHz/d=10mm,**

**Pin=1000 mW, dist=3.0mm (ES-Probe)/Area Scan (41x71x1):** Interpolated

grid:  $dx=1.200$  mm,  $dy=1.200$  mm

Reference Value = 202.1 V/m; Power Drift = -0.06 dB

**Fast SAR: SAR(1 g) = 51.7 W/kg; SAR(10 g) = 22.8 W/kg**

Maximum value of SAR (interpolated) = 70.4 W/kg

**System Performance Check at Frequencies above 1 GHz/d=10mm,**

**Pin=1000 mW, dist=3.0mm (ES-Probe)/Zoom Scan (7x7x7) (7x7x7)/Cube**

**0:** Measurement grid:  $dx=5$ mm,  $dy=5$ mm,  $dz=5$ mm

Reference Value = 202.1 V/m; Power Drift = -0.06 dB

Peak SAR (extrapolated) = 102 W/kg

**SAR(1 g) = 51.6 W/kg; SAR(10 g) = 24.3 W/kg**

Maximum value of SAR (measured) = 67.1 W/kg



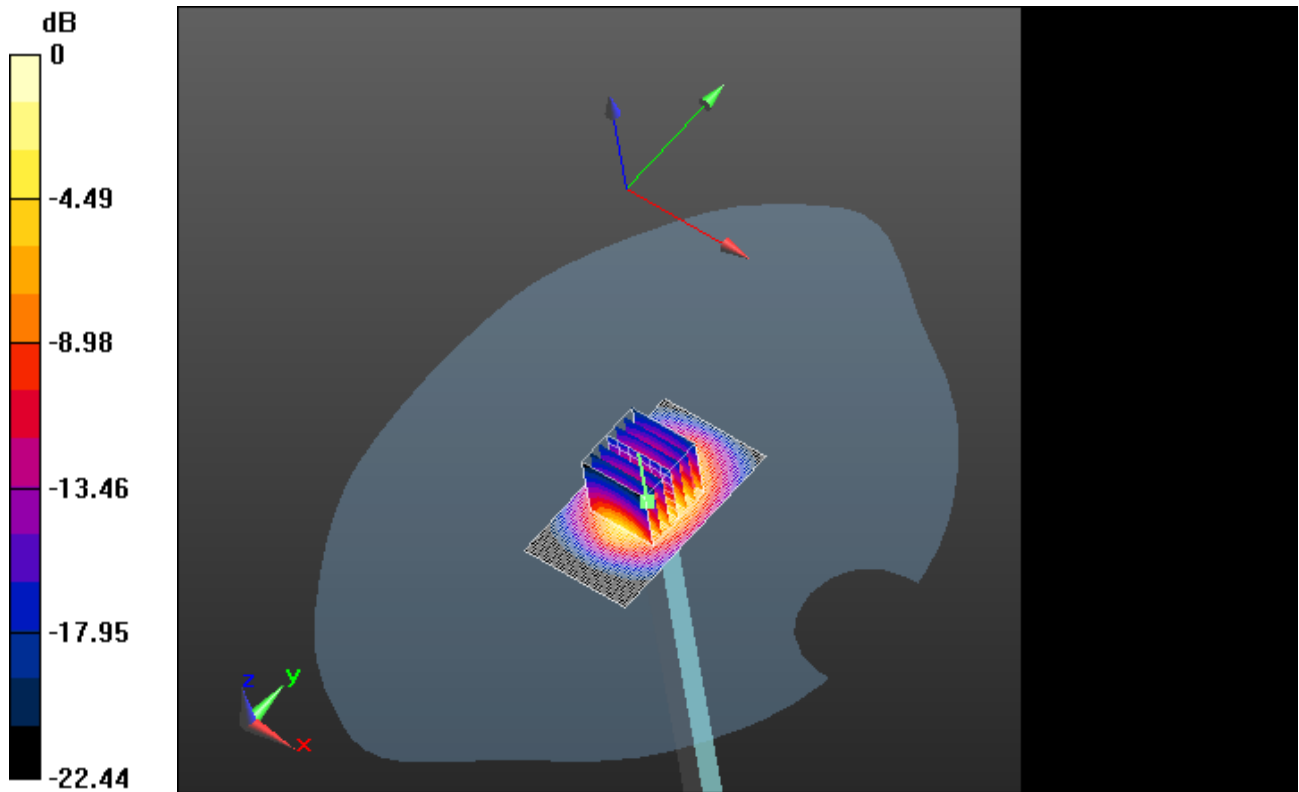
Author Data  
**Andrew Becker**

Dates of Test  
**June 11 – August 16, 2013**


Test Report No  
**RTS-6046-1308-39B**

FCC ID:  
**L6ARFX100LW**

IC



0 dB = 67.1 W/kg = 18.27 dBW/kg

	Document			Page
	Appendix A for the BlackBerry® Smartphone Model RFX101LW SAR Report			34(55)
Author Data	Dates of Test	Test Report No	FCC ID:	IC
Andrew Becker	June 11 – August 16,2013	RTS-6046-1308-39B	L6ARFX100LW	

Date/Time: 6/18/2013 12:46:34 PM

Test Laboratory: RIM Testing Services

## Dipole Validation\_5200-5800

MHz\_06\_18\_13\_Amb\_Tem\_23.8\_Liq\_Tem\_22.2C

**DUT: Dipole D5GHzV2; Type: D5GHzV2; Serial: D5GHzV2 - SN:1033**

Communication System: UID 10000 - n/a, CW; Frequency: 5200 MHz  
Medium parameters used:  $f = 5200$  MHz;  $\sigma = 4.65$  S/m;  $\epsilon_r = 34.46$ ;  $\rho = 1000$  kg/m<sup>3</sup>  
Phantom section: Flat Section  
Measurement Standard: DASYS (IEEE/IEC/ANSI C63.19-2007)

DASY Configuration:

- Probe: EX3DV4 - SN3548; ConvF(5.13, 5.13, 5.13); Calibrated: 1/15/2013;
- Sensor-Surface: 2mm (Mechanical Surface Detection),  $z = 1.0, 23.0$
- Electronics: DAE4 Sn881; Calibrated: 1/14/2013
- Phantom: SAM 1; Type: SAM 4.0; Serial: 1076
- DASYS2 52.8.6(1115); SEMCAD X 14.6.9(7117)

**System Performance Check with D5GHzV2 Dipole/d=10mm, Pin=1000 mW, f=5200 MHz/Area Scan (41x51x1):** Interpolated grid:  $dx=1.000$  mm,  $dy=1.000$  mm

Reference Value = 194.1 V/m; Power Drift = 0.02 dB

**Fast SAR: SAR(1 g) = 75.6 W/kg; SAR(10 g) = 21.2 W/kg**

Maximum value of SAR (interpolated) = 176 W/kg


**System Performance Check with D5GHzV2 Dipole/d=10mm, Pin=1000 mW, f=5200 MHz/Zoom Scan -Ext(24x24x22), Step (4x4x2mm), dist=2mm (8x8x12)/Cube 0:** Measurement grid:  $dx=4$ mm,  $dy=4$ mm,  $dz=2$ mm

Reference Value = 194.1 V/m; Power Drift = 0.02 dB

Peak SAR (extrapolated) = 307 W/kg

**SAR(1 g) = 80.2 W/kg; SAR(10 g) = 23.3 W/kg**

Maximum value of SAR (measured) = 163 W/kg

	Document			Page
	Appendix A for the BlackBerry® Smartphone Model RFX101LW SAR Report			35(55)
Author Data	Dates of Test	Test Report No	FCC ID:	IC
Andrew Becker	June 11 – August 16,2013	RTS-6046-1308-39B	L6ARFX100LW	

Date/Time: 6/18/2013 1:14:23 PM

Test Laboratory: RIM Testing Services

**DUT: Dipole D5GHzV2; Type: D5GHzV2; Serial: D5GHzV2 - SN:1033**


Communication System: UID 0 - n/a, CW-5GHz; Frequency: 5500 MHz  
Medium parameters used:  $f = 5500$  MHz;  $\sigma = 4.917$  S/m;  $\epsilon_r = 34.144$ ;  $\rho = 1000$  kg/m<sup>3</sup>  
Phantom section: Flat Section  
Measurement Standard: DASYS (IEEE/IEC/ANSI C63.19-2007)

DASY Configuration:

- Probe: EX3DV4 - SN3548; ConvF(4.79, 4.79, 4.79); Calibrated: 1/15/2013;
- Sensor-Surface: 2mm (Mechanical Surface Detection),  $z = 1.0, 23.0$
- Electronics: DAE4 Sn881; Calibrated: 1/14/2013
- Phantom: SAM 1; Type: SAM 4.0; Serial: 1076
- DASYS2 52.8.6(1115); SEMCAD X 14.6.9(7117)

**System Performance Check with D5GHzV2 Dipole 2/d=10mm,**  
**Pin=1000mW, f=5500 MHz/Area Scan (41x51x1):** Interpolated grid: dx=1.000 mm, dy=1.000 mm  
Reference Value = 193.7 V/m; Power Drift = -0.00 dB  
**Fast SAR: SAR(1 g) = 77.6 W/kg; SAR(10 g) = 21.3 W/kg**  
Maximum value of SAR (interpolated) = 187 W/kg

**System Performance Check with D5GHzV2 Dipole 2/d=10mm,**  
**Pin=1000mW, f=5500 MHz/Zoom Scan -Ext(24x24x22), Step (4x4x2mm),**  
**dist=2mm (8x8x12)/Cube 0:** Measurement grid: dx=4mm, dy=4mm, dz=2mm  
Reference Value = 193.7 V/m; Power Drift = -0.00 dB  
Peak SAR (extrapolated) = 339 W/kg  
**SAR(1 g) = 81.8 W/kg; SAR(10 g) = 23.4 W/kg**  
Maximum value of SAR (measured) = 169 W/kg

	Document			Page
	Appendix A for the BlackBerry® Smartphone Model RFX101LW SAR Report			36(55)
Author Data	Dates of Test	Test Report No	FCC ID:	IC
Andrew Becker	June 11 – August 16,2013	RTS-6046-1308-39B	L6ARFX100LW	

Date/Time: 6/18/2013 2:17:06 PM

Test Laboratory: RIM Testing Services

**DUT: Dipole D5GHzV2; Type: D5GHzV2; Serial: D5GHzV2 - SN:1033**

Communication System: UID 0 - n/a, CW; Frequency: 5800 MHz

Medium parameters used:  $f = 5800$  MHz;  $\sigma = 5.33$  S/m;  $\epsilon_r = 33.816$ ;  $\rho = 1000$  kg/m<sup>3</sup>

Phantom section: Flat Section

Measurement Standard: DASYS (IEEE/IEC/ANSI C63.19-2007)

DASY Configuration:

- Probe: EX3DV4 - SN3548; ConvF(4.61, 4.61, 4.61); Calibrated: 1/15/2013;
- Sensor-Surface: 2mm (Mechanical Surface Detection),  $z = 1.0, 23.0$
- Electronics: DAE4 Sn881; Calibrated: 1/14/2013
- Phantom: SAM 1; Type: SAM 4.0; Serial: 1076
- DASYS2 52.8.6(1115); SEMCAD X 14.6.9(7117)

**System Performance Check with D5GHzV2 Dipole 3/d=10mm, Pin=1000 mW, f=5800 MHz/Area Scan (41x51x1):** Interpolated grid:  $dx=1.000$  mm,  $dy=1.000$  mm

Reference Value = 190.9 V/m; Power Drift = -0.00 dB

**Fast SAR: SAR(1 g) = 77.5 W/kg; SAR(10 g) = 21.4 W/kg**

Maximum value of SAR (interpolated) = 187 W/kg

**System Performance Check with D5GHzV2 Dipole 3/d=10mm, Pin=1000 mW, f=5800 MHz/Zoom Scan -Ext(24x24x22), Step (4x4x2mm), dist=2mm (8x8x12)/Cube 0:** Measurement grid:  $dx=4$ mm,  $dy=4$ mm,  $dz=2$ mm

Reference Value = 190.9 V/m; Power Drift = -0.00 dB

Peak SAR (extrapolated) = 343 W/kg

**SAR(1 g) = 82.1 W/kg; SAR(10 g) = 23.5 W/kg**

Maximum value of SAR (measured) = 171 W/kg


Author Data  
**Andrew Becker**

Dates of Test  
**June 11 – August 16, 2013**


Test Report No  
**RTS-6046-1308-39B**

FCC ID:  
**L6ARFX100LW**

IC



0 dB = 171 W/kg = 22.33 dBW/kg

	Document			Page
	<b>Appendix A for the BlackBerry® Smartphone Model RFX101LW SAR Report</b>			<b>38(55)</b>
Author Data	Dates of Test	Test Report No	FCC ID:	IC
<b>Andrew Becker</b>	<b>June 11 – August 16,2013</b>	<b>RTS-6046-1308-39B</b>	<b>L6ARFX100LW</b>	

Date: 7/22/2013

Test Lab: RIM Testing Services

**DUT Name: Dipole D5GHzV2, Type: D5GHzV2, Serial: D5GHzV2 - SN:1033**

**Configuration: System Performance Check with D5GHzV2 Dipole\_5200**

Communication System: CW; Communication System Band: D5GHz (5000.0 - 6000.0 MHz);

Frequency: 5200 MHz

Medium Parameters used:  $f=5200$  MHz;  $\sigma = 4.633$  S/m;  $\epsilon_r = 35.221$ ;  $\rho = 1.000$  g/cm<sup>3</sup>

Phantom section: Flat Section

**DASY Configuration:**

- Probe: EX3DV4 - SN3548; ConvF: (5.13,5.13,5.13); Calibrated: 1/15/2013;
- Sensor-Surface: 2 mm (Mechanical Surface Detection)
- Electronics: DAE4 Sn881; Calibrated: 1/14/2013
- Phantom: SAM 1; Type: SAM 4.0; Serial: 1076
- DASY52 52.8.6(1115); SEMCAD X Version 14.6.9 (7117)

**System Performance Check with D5GHzV2 Dipole/d=10mm, Pin=1000 mW, f=5200 MHz/Area Scan (41x51x1):** Interpolated grid: dx=1.000 mm, dy=1.000 mm

Reference Value = 195.0 V/m; **Power Drift = -0.00767 dB**

**Fast SAR: SAR(1g) = 77.3 W/kg; SAR(10g) = 21.6 W/kg**

Maximum value of SAR (interpolated) = 175 W/kg

**System Performance Check with D5GHzV2 Dipole/d=10mm, Pin=1000 mW, f=5200 MHz/Zoom Scan -Ext(24x24x22), Step (4x4x2mm), dist=2mm (36x36x61)/Cube 0:** Interpolated grid:

dx=0.800 mm, dy=0.800 mm, dz=0.400 mm

Reference Value = 195.0 V/m; **Power Drift = -0.00767 dB**

**Averaged SAR: SAR(1g) = 83.1 W/kg; SAR(10g) = 24.1 W/kg**

Maximum value of SAR (interpolated) = 316 W/kg

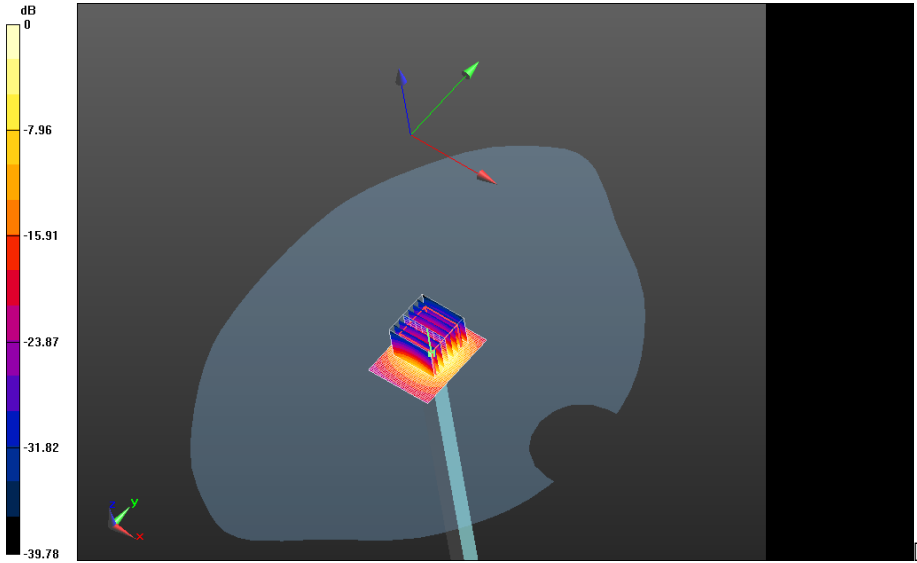
Author Data  
**Andrew Becker**

Dates of Test  
**June 11 – August 16, 2013**


Test Report No  
**RTS-6046-1308-39B**

FCC ID:  
**L6ARFX100LW**

IC



0 dB = 167 W/kg = 22.23 dBW/kg

	Document			Page
	<b>Appendix A for the BlackBerry® Smartphone Model RFX101LW SAR Report</b>			<b>40(55)</b>
Author Data	Dates of Test	Test Report No	FCC ID:	IC
<b>Andrew Becker</b>	<b>June 11 – August 16,2013</b>	<b>RTS-6046-1308-39B</b>	<b>L6ARFX100LW</b>	

Date: 7/22/2013

Test Lab: RIM Testing Services

**DUT Name: Dipole D5GHzV2, Type: D5GHzV2, Serial: D5GHzV2 - SN:1033**

**Configuration: System Performance Check with D5GHzV2 Dipole\_5500**

Communication System: CW-5GHz; Communication System Band: D5GHz (5000.0 - 6000.0 MHz);

Frequency: 5500 MHz

Medium Parameters used:  $f=5500$  MHz;  $\sigma = 5.007$  S/m;  $\epsilon_r = 34.543$ ;  $\rho = 1.000$  g/cm<sup>3</sup>

Phantom section: Flat Section

**DASY Configuration:**

- Probe: EX3DV4 - SN3548; ConvF: (4.79,4.79,4.79); Calibrated: 1/15/2013;
- Sensor-Surface: 2 mm (Mechanical Surface Detection)
- Electronics: DAE4 Sn881; Calibrated: 1/14/2013
- Phantom: SAM 1; Type: SAM 4.0; Serial: 1076
- DASY52 52.8.6(1115); SEMCAD X Version 14.6.9 (7117)

**System Performance Check with D5GHzV2 Dipole 2/d=10mm, Pin=1000mW, f=5500 MHz/Area Scan (41x51x1):** Interpolated grid: dx=1.000 mm, dy=1.000 mm

Reference Value = 197.1 V/m; **Power Drift = 0.028 dB**

**Fast SAR: SAR(1g) = 83.2 W/kg; SAR(10g) = 22.9 W/kg**

Maximum value of SAR (interpolated) = 193 W/kg

**System Performance Check with D5GHzV2 Dipole 2/d=10mm, Pin=1000mW, f=5500 MHz/Zoom Scan -Ext(24x24x22), Step (4x4x2mm), dist=2mm (36x36x61)/Cube 0:** Interpolated

grid: dx=0.800 mm, dy=0.800 mm, dz=0.400 mm

Reference Value = 197.1 V/m; **Power Drift = 0.028 dB**

**Averaged SAR: SAR(1g) = 90.0 W/kg; SAR(10g) = 25.7 W/kg**

Maximum value of SAR (interpolated) = 378 W/kg



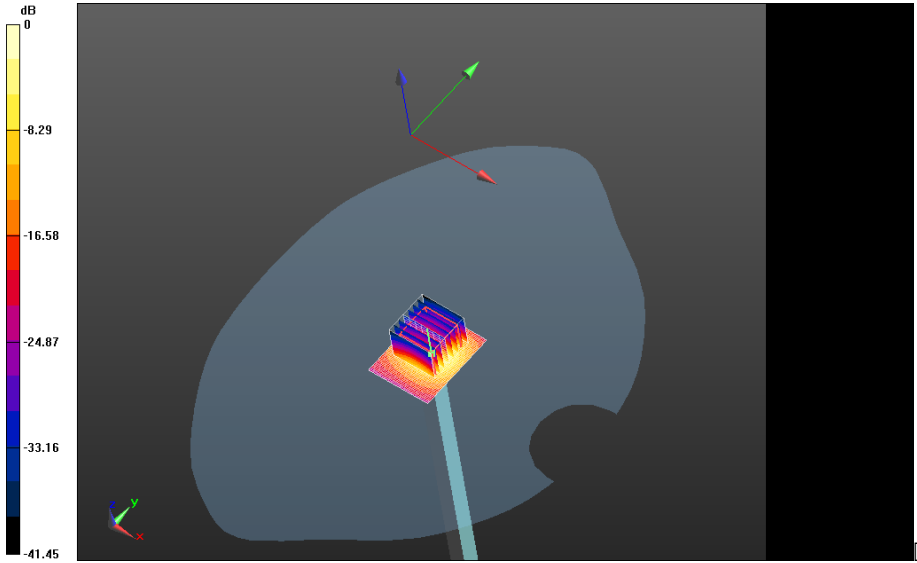
Author Data  
**Andrew Becker**

Dates of Test  
**June 11 – August 16, 2013**


Test Report No  
**RTS-6046-1308-39B**

FCC ID:  
**L6ARFX100LW**

IC



0 dB = 189 W/kg = 22.76 dBW/kg

	Document			Page
	Appendix A for the BlackBerry® Smartphone Model RFX101LW SAR Report			42(55)
Author Data	Dates of Test	Test Report No	FCC ID:	IC
Andrew Becker	June 11 – August 16,2013	RTS-6046-1308-39B	L6ARFX100LW	

Date: 7/22/2013

Test Lab: RIM Testing Services

**DUT Name: Dipole D5GHzV2, Type: D5GHzV2, Serial: D5GHzV2 - SN:1033**

**Configuration: System Performance Check with D5GHzV2 Dipole\_5800**

Communication System: CW; Communication System Band: D5GHz (5000.0 - 6000.0 MHz);

Frequency: 5800 MHz

Medium Parameters used: f=5800 MHz;  $\sigma = 5.322$  S/m;  $\epsilon_r = 33.887$ ;  $\rho = 1.000$  g/cm<sup>3</sup>

Phantom section: Flat Section

**DASY Configuration:**

- Probe: EX3DV4 - SN3548; ConvF: (4.61,4.61,4.61); Calibrated: 1/15/2013;
- Sensor-Surface: 2 mm (Mechanical Surface Detection)
- Electronics: DAE4 Sn881; Calibrated: 1/14/2013
- Phantom: SAM 1; Type: SAM 4.0; Serial: 1076
- DASY52 52.8.6(1115); SEMCAD X Version 14.6.9 (7117)

**System Performance Check with D5GHzV2 Dipole 3/d=10mm, Pin=1000 mW, f=5800**

**MHz/Area Scan (41x51x1):** Interpolated grid: dx=1.000 mm, dy=1.000 mm

Reference Value = 188.7 V/m; **Power Drift = 0.025 dB**

**Fast SAR: SAR(1g) = 78.1 W/kg; SAR(10g) = 21.6 W/kg**

Maximum value of SAR (interpolated) = 182 W/kg

**System Performance Check with D5GHzV2 Dipole 3/d=10mm, Pin=1000 mW, f=5800**

**MHz/Zoom Scan -Ext(24x24x22), Step (4x4x2mm), dist=2mm (36x36x61)/Cube 0:** Interpolated

grid: dx=0.800 mm, dy=0.800 mm, dz=0.400 mm

Reference Value = 188.7 V/m; **Power Drift = 0.025 dB**

**Averaged SAR: SAR(1g) = 84.5 W/kg; SAR(10g) = 24.3 W/kg**

Maximum value of SAR (interpolated) = 348 W/kg

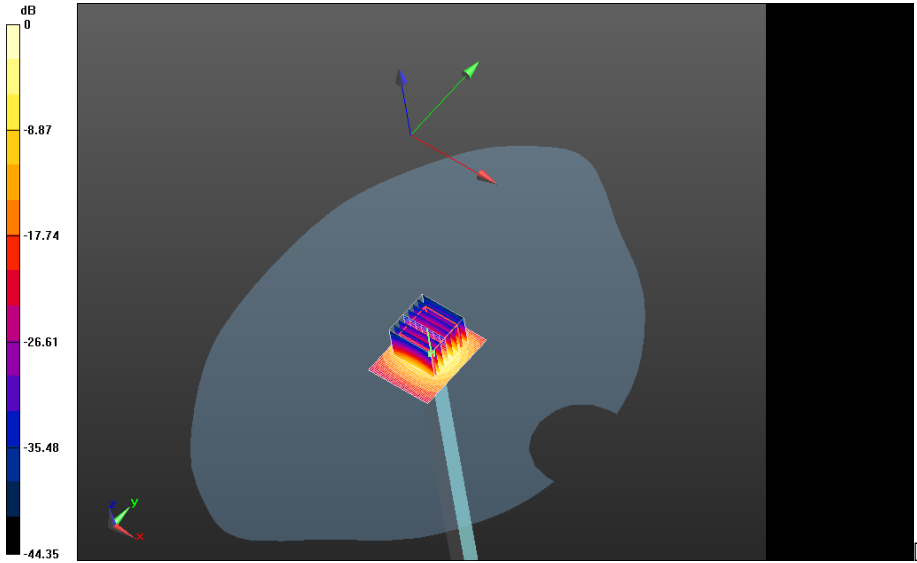
Author Data  
**Andrew Becker**

Dates of Test  
**June 11 – August 16, 2013**


Test Report No  
**RTS-6046-1308-39B**

FCC ID:  
**L6ARFX100LW**

IC



0 dB = 174 W/kg = 22.41 dBW/kg

	Document			Page
	<b>Appendix A for the BlackBerry® Smartphone Model RFX101LW SAR Report</b>			<b>44(55)</b>
Author Data	Dates of Test	Test Report No	FCC ID:	IC
<b>Andrew Becker</b>	<b>June 11 – August 16,2013</b>	<b>RTS-6046-1308-39B</b>	<b>L6ARFX100LW</b>	

Date: 8/8/2013

Test Lab: RIM Testing Services

**DUT Name: Dipole D5GHzV2, Type: D5GHzV2, Serial: D5GHzV2 - SN:1033**

**Configuration: System Performance Check with D5GHzV2 Dipole\_5200**

Communication System: CW; Communication System Band: D5GHz (5000.0 - 6000.0 MHz);

Frequency: 5200 MHz

Medium Parameters used:  $f=5200$  MHz;  $\sigma = 4.579$  S/m;  $\epsilon_r = 34.269$ ;  $\rho = 1.000$  g/cm<sup>3</sup>

Phantom section: Flat Section

**DASY Configuration:**

- Probe: EX3DV4 - SN3548; ConvF: (5.13,5.13,5.13); Calibrated: 1/15/2013;
- Sensor-Surface: 2 mm (Mechanical Surface Detection)
- Electronics: DAE4 Sn881; Calibrated: 1/14/2013
- Phantom: SAM 1; Type: SAM 4.0; Serial: 1076
- DASY52 52.8.6(1115); SEMCAD X Version 14.6.9 (7117)

**System Performance Check with D5GHzV2 Dipole/d=10mm, Pin=1000 mW, f=5200 MHz/Area**

**Scan (41x51x1):** Interpolated grid: dx=1.000 mm, dy=1.000 mm

Reference Value = 205.9 V/m; **Power Drift = -0.100 dB**

**Fast SAR: SAR(1g) = 79.2 W/kg; SAR(10g) = 22.0 W/kg**

Maximum value of SAR (interpolated) = 185 W/kg

**System Performance Check with D5GHzV2 Dipole/d=10mm, Pin=1000 mW, f=5200 MHz/Zoom**

**Scan -Ext(24x24x22), Step (4x4x2mm), dist=2mm (41x41x61)/Cube 0:** Interpolated grid:

dx=0.800 mm, dy=0.800 mm, dz=0.400 mm

Reference Value = 205.9 V/m; **Power Drift = -0.100 dB**

**Averaged SAR: SAR(1g) = 83.4 W/kg; SAR(10g) = 24.3 W/kg**

Maximum value of SAR (interpolated) = 321 W/kg

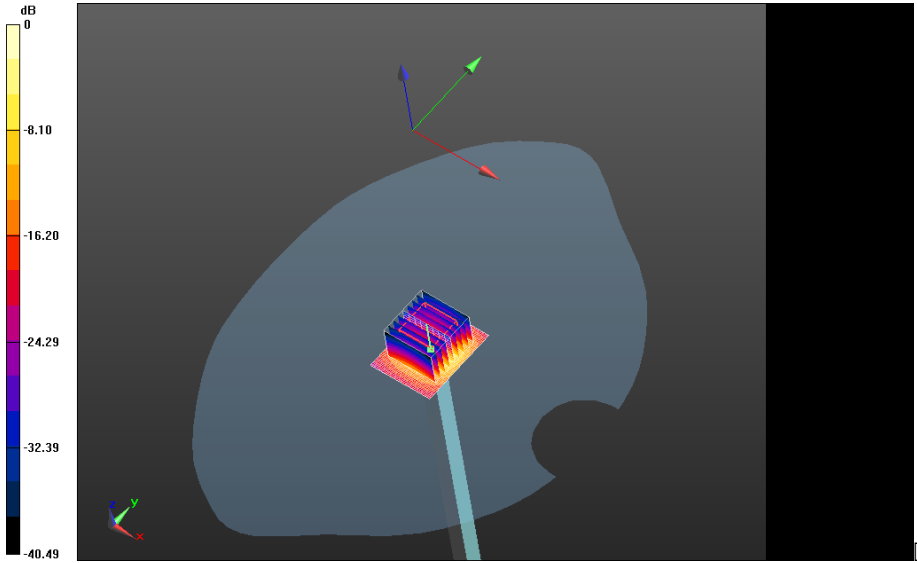
Author Data  
**Andrew Becker**

Dates of Test  
**June 11 – August 16, 2013**


Test Report No  
**RTS-6046-1308-39B**

FCC ID:  
**L6ARFX100LW**

IC



0 dB = 171 W/kg = 22.33 dBW/kg

	Document			Page
	<b>Appendix A for the BlackBerry® Smartphone Model RFX101LW SAR Report</b>			<b>46(55)</b>
Author Data	Dates of Test	Test Report No	FCC ID:	IC
<b>Andrew Becker</b>	<b>June 11 – August 16,2013</b>	<b>RTS-6046-1308-39B</b>	<b>L6ARFX100LW</b>	

Date: 8/8/2013

Test Lab: RIM Testing Services

**DUT Name: Dipole D5GHzV2, Type: D5GHzV2, Serial: D5GHzV2 - SN:1033**

**Configuration: System Performance Check with D5GHzV2 Dipole\_5500**

Communication System: CW-5GHz; Communication System Band: D5GHz (5000.0 - 6000.0 MHz);

Frequency: 5500 MHz

Medium Parameters used: f=5500 MHz;  $\sigma = 4.998$  S/m;  $\epsilon_r = 34.213$ ;  $\rho = 1.000$  g/cm<sup>3</sup>

Phantom section: Flat Section

**DASY Configuration:**

- Probe: EX3DV4 - SN3548; ConvF: (4.79,4.79,4.79); Calibrated: 1/15/2013;
- Sensor-Surface: 2 mm (Mechanical Surface Detection)
- Electronics: DAE4 Sn881; Calibrated: 1/14/2013
- Phantom: SAM 1; Type: SAM 4.0; Serial: 1076
- DASY52 52.8.6(1115); SEMCAD X Version 14.6.9 (7117)

**System Performance Check with D5GHzV2 Dipole 2/d=10mm, Pin=1000mW, f=5500 MHz/Area Scan (41x51x1):** Interpolated grid: dx=1.000 mm, dy=1.000 mm

Reference Value = 211.2 V/m; **Power Drift = 0.036 dB**

**Fast SAR: SAR(1g) = 88.7 W/kg; SAR(10g) = 24.1 W/kg**

Maximum value of SAR (interpolated) = 214 W/kg

**System Performance Check with D5GHzV2 Dipole 2/d=10mm, Pin=1000mW, f=5500 MHz/Zoom Scan -Ext(24x24x22), Step (4x4x2mm), dist=2mm (31x31x61)/Cube 0:** Interpolated

grid: dx=0.800 mm, dy=0.800 mm, dz=0.400 mm

Reference Value = 211.2 V/m; **Power Drift = 0.036 dB**

**Averaged SAR: SAR(1g) = 93.2 W/kg; SAR(10g) = 26.7 W/kg**

Maximum value of SAR (interpolated) = 380 W/kg

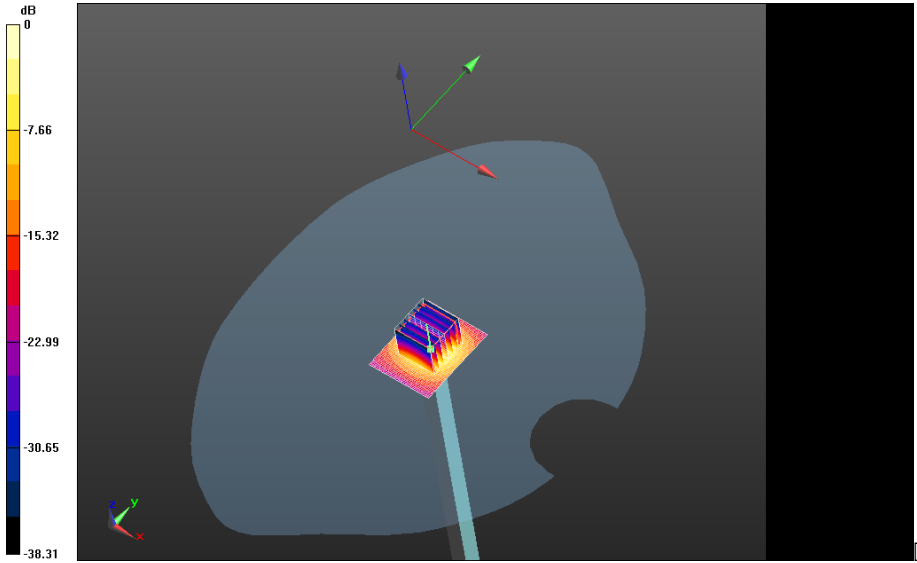
Author Data  
**Andrew Becker**

Dates of Test  
**June 11 – August 16, 2013**


Test Report No  
**RTS-6046-1308-39B**

FCC ID:  
**L6ARFX100LW**

IC



0 dB = 191 W/kg = 22.81 dBW/kg

	Document			Page
	<b>Appendix A for the BlackBerry® Smartphone Model RFX101LW SAR Report</b>			<b>48(55)</b>
Author Data	Dates of Test	Test Report No	FCC ID:	IC
<b>Andrew Becker</b>	<b>June 11 – August 16,2013</b>	<b>RTS-6046-1308-39B</b>	<b>L6ARFX100LW</b>	

Date: 8/8/2013

Test Lab: RIM Testing Services

**DUT Name: Dipole D5GHzV2, Type: D5GHzV2, Serial: D5GHzV2 - SN:1033**

**Configuration: System Performance Check with D5GHzV2 Dipole\_5800**

Communication System: CW; Communication System Band: D5GHz (5000.0 - 6000.0 MHz);

Frequency: 5800 MHz

Medium Parameters used: f=5800 MHz;  $\sigma = 5.289$  S/m;  $\epsilon_r = 33.541$ ;  $\rho = 1.000$  g/cm<sup>3</sup>

Phantom section: Flat Section

**DASY Configuration:**

- Probe: EX3DV4 - SN3548; ConvF: (4.61,4.61,4.61); Calibrated: 1/15/2013;
- Sensor-Surface: 2 mm (Mechanical Surface Detection)
- Electronics: DAE4 Sn881; Calibrated: 1/14/2013
- Phantom: SAM 1; Type: SAM 4.0; Serial: 1076
- DASY52 52.8.6(1115); SEMCAD X Version 14.6.9 (7117)

**System Performance Check with D5GHzV2 Dipole 3/d=10mm, Pin=1000 mW, f=5800**

**MHz/Area Scan (41x51x1):** Interpolated grid: dx=1.000 mm, dy=1.000 mm

Reference Value = 197.8 V/m; **Power Drift = -0.013 dB**

**Fast SAR: SAR(1g) = 79.6 W/kg; SAR(10g) = 21.7 W/kg**

Maximum value of SAR (interpolated) = 191 W/kg

**System Performance Check with D5GHzV2 Dipole 3/d=10mm, Pin=1000 mW, f=5800**

**MHz/Zoom Scan -Ext(24x24x22), Step (4x4x2mm), dist=2mm (31x31x61)/Cube 0:** Interpolated

grid: dx=0.800 mm, dy=0.800 mm, dz=0.400 mm

Reference Value = 197.8 V/m; **Power Drift = -0.013 dB**

**Averaged SAR: SAR(1g) = 83.7 W/kg; SAR(10g) = 24.0 W/kg**

Maximum value of SAR (interpolated) = 347 W/kg



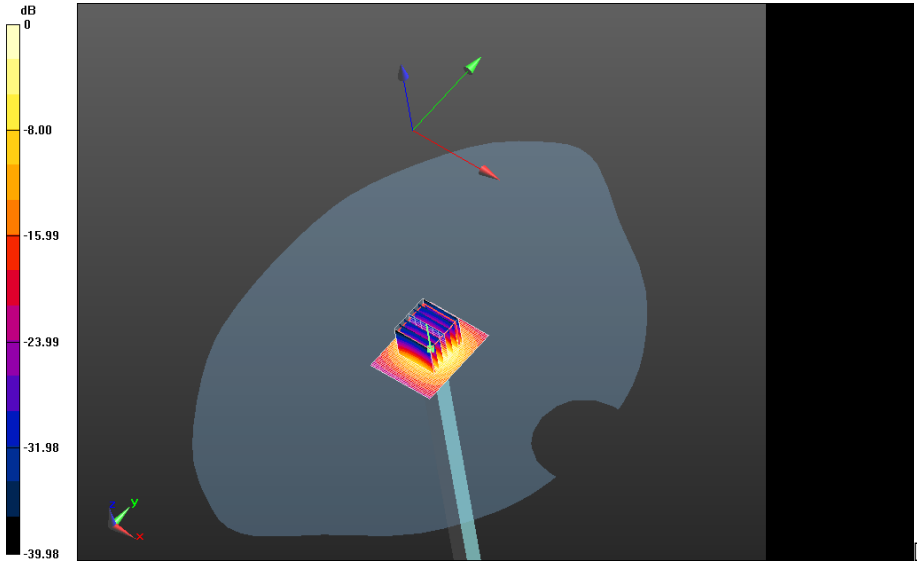
Author Data  
**Andrew Becker**

Dates of Test  
**June 11 – August 16, 2013**


Test Report No  
**RTS-6046-1308-39B**

FCC ID:  
**L6ARFX100LW**

IC



0 dB = 175 W/kg = 22.43 dBW/kg

	Document <b>Appendix A for the BlackBerry® Smartphone Model RFX101LW SAR Report</b>			Page <b>50(55)</b>
	Author Data <b>Andrew Becker</b>	Dates of Test <b>June 11 – August 16,2013</b>	Test Report No <b>RTS-6046-1308-39B</b>	FCC ID: <b>L6ARFX100LW</b>

Date: 8/12/2013

Test Lab: RIM Testing Services

**DUT Name: Dipole D5GHzV2, Type: D5GHzV2, Serial: D5GHzV2 - SN:1033**

**Configuration: System Performance Check with D5GHzV2 Dipole – 5200 MHz**

Communication System: CW; Communication System Band: D5GHz (5000.0 - 6000.0 MHz);

Frequency: 5200 MHz

Medium Parameters used:  $f=5200$  MHz;  $\sigma = 4.667$  S/m;  $\epsilon_r = 34.365$ ;  $\rho = 1.000$  g/cm<sup>3</sup>

Phantom section: Flat Section

**DASY Configuration:**

- Probe: EX3DV4 - SN3548; ConvF: (5.13,5.13,5.13); Calibrated: 1/15/2013;
- Sensor-Surface: 2 mm (Mechanical Surface Detection)
- Electronics: DAE4 Sn881; Calibrated: 1/14/2013
- Phantom: SAM 1; Type: SAM 4.0; Serial: 1076
- DASY52 52.8.6(1115); SEMCAD X Version 14.6.9 (7117)

**System Performance Check with D5GHzV2 Dipole/d=10mm, Pin=1000 mW, f=5200 MHz/Area**

**Scan (41x51x1):** Interpolated grid: dx=1.000 mm, dy=1.000 mm

Reference Value = 195.6 V/m; **Power Drift = 0.00864 dB**

**Fast SAR: SAR(1g) = 74.4 W/kg; SAR(10g) = 20.6 W/kg**

Maximum value of SAR (interpolated) = 174 W/kg

**System Performance Check with D5GHzV2 Dipole/d=10mm, Pin=1000 mW, f=5200 MHz/Zoom**

**Scan -Ext(24x24x22), Step (4x4x2mm), dist=2mm (31x31x61)/Cube 0:** Interpolated grid:

dx=0.800 mm, dy=0.800 mm, dz=0.400 mm

Reference Value = 195.6 V/m; **Power Drift = 0.00864 dB**

**Averaged SAR: SAR(1g) = 78.1 W/kg; SAR(10g) = 22.7 W/kg**

Maximum value of SAR (interpolated) = 300 W/kg

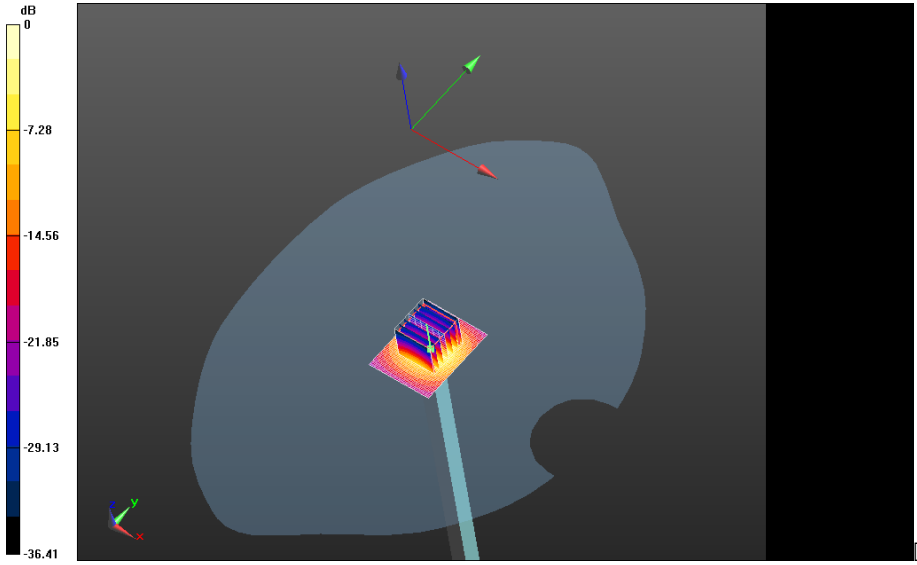
Author Data  
**Andrew Becker**

Dates of Test  
**June 11 – August 16, 2013**


Test Report No  
**RTS-6046-1308-39B**

FCC ID:  
**L6ARFX100LW**

IC



0 dB = 161 W/kg = 22.07 dBW/kg

	Document			Page
	Appendix A for the BlackBerry® Smartphone Model RFX101LW SAR Report			52(55)
Author Data	Dates of Test	Test Report No	FCC ID:	IC
Andrew Becker	June 11 – August 16,2013	RTS-6046-1308-39B	L6ARFX100LW	

Date: 8/12/2013

Test Lab: RIM Testing Services

**DUT Name: Dipole D5GHzV2, Type: D5GHzV2, Serial: D5GHzV2 - SN:1033**

**Configuration: System Performance Check with D5GHzV2 Dipole – 5500 MHz**

Communication System: CW-5GHz; Communication System Band: D5GHz (5000.0 - 6000.0 MHz);

Frequency: 5500 MHz

Medium Parameters used:  $f=5500$  MHz;  $\sigma = 4.997$  S/m;  $\epsilon_r = 34.755$ ;  $\rho = 1.000$  g/cm<sup>3</sup>

Phantom section: Flat Section

**DASY Configuration:**

- Probe: EX3DV4 - SN3548; ConvF: (4.79,4.79,4.79); Calibrated: 1/15/2013;
- Sensor-Surface: 2 mm (Mechanical Surface Detection)
- Electronics: DAE4 Sn881; Calibrated: 1/14/2013
- Phantom: SAM 1; Type: SAM 4.0; Serial: 1076
- DASY52 52.8.6(1115); SEMCAD X Version 14.6.9 (7117)

**System Performance Check with D5GHzV2 Dipole 2/d=10mm, Pin=1000mW, f=5500 MHz/Area**

**Scan (41x51x1):** Interpolated grid: dx=1.000 mm, dy=1.000 mm

Reference Value = 198.0 V/m; **Power Drift = 0.021 dB**

**Fast SAR: SAR(1g) = 80.9 W/kg; SAR(10g) = 21.9 W/kg**

Maximum value of SAR (interpolated) = 197 W/kg

**System Performance Check with D5GHzV2 Dipole 2/d=10mm, Pin=1000mW, f=5500**

**MHz/Zoom Scan -Ext(24x24x22), Step (4x4x2mm), dist=2mm (41x41x61)/Cube 0:** Interpolated

grid: dx=0.800 mm, dy=0.800 mm, dz=0.400 mm

Reference Value = 198.0 V/m; **Power Drift = 0.021 dB**

**Averaged SAR: SAR(1g) = 85.1 W/kg; SAR(10g) = 24.3 W/kg**

Maximum value of SAR (interpolated) = 355 W/kg

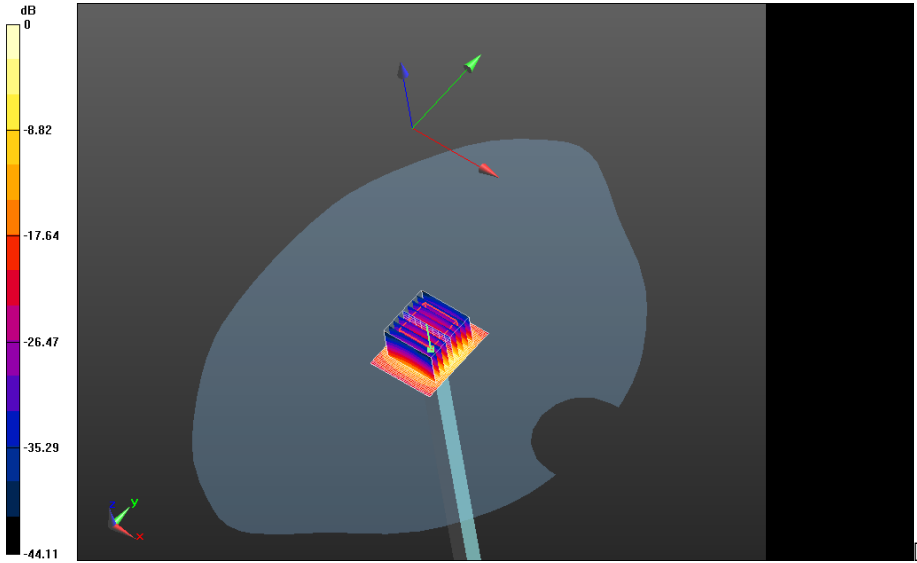
Author Data  
**Andrew Becker**

Dates of Test  
**June 11 – August 16, 2013**


Test Report No  
**RTS-6046-1308-39B**

FCC ID:  
**L6ARFX100LW**

IC



0 dB = 176 W/kg = 22.46 dBW/kg

	Document			Page
	<b>Appendix A for the BlackBerry® Smartphone Model RFX101LW SAR Report</b>			<b>54(55)</b>
Author Data	Dates of Test	Test Report No	FCC ID:	IC
<b>Andrew Becker</b>	<b>June 11 – August 16,2013</b>	<b>RTS-6046-1308-39B</b>	<b>L6ARFX100LW</b>	

Date: 8/12/2013

Test Lab: RIM Testing Services

**DUT Name: Dipole D5GHzV2, Type: D5GHzV2, Serial: D5GHzV2 - SN:1033**

**Configuration: System Performance Check with D5GHzV2 Dipole – 5800 MHz**

Communication System: CW; Communication System Band: D5GHz (5000.0 - 6000.0 MHz);

Frequency: 5800 MHz

Medium Parameters used:  $f=5800$  MHz;  $\sigma = 5.279$  S/m;  $\epsilon_r = 33.885$ ;  $\rho = 1.000$  g/cm<sup>3</sup>

Phantom section: Flat Section

**DASY Configuration:**

- Probe: EX3DV4 - SN3548; ConvF: (4.61,4.61,4.61); Calibrated: 1/15/2013;
- Sensor-Surface: 2 mm (Mechanical Surface Detection)
- Electronics: DAE4 Sn881; Calibrated: 1/14/2013
- Phantom: SAM 1; Type: SAM 4.0; Serial: 1076
- DASY52 52.8.6(1115); SEMCAD X Version 14.6.9 (7117)

**System Performance Check with D5GHzV2 Dipole 3/d=10mm, Pin=1000 mW, f=5800**

**MHz/Area Scan (41x51x1):** Interpolated grid: dx=1.000 mm, dy=1.000 mm

Reference Value = 198.4 V/m; **Power Drift = 0.019 dB**

**Fast SAR: SAR(1g) = 81.9 W/kg; SAR(10g) = 22.2 W/kg**

Maximum value of SAR (interpolated) = 201 W/kg

**System Performance Check with D5GHzV2 Dipole 3/d=10mm, Pin=1000 mW, f=5800**

**MHz/Zoom Scan -Ext(24x24x22), Step (4x4x2mm), dist=2mm (36x36x61)/Cube 0:** Interpolated

grid: dx=0.800 mm, dy=0.800 mm, dz=0.400 mm

Reference Value = 198.4 V/m; **Power Drift = 0.019 dB**

**Averaged SAR: SAR(1g) = 86.0 W/kg; SAR(10g) = 24.6 W/kg**

Maximum value of SAR (interpolated) = 365 W/kg

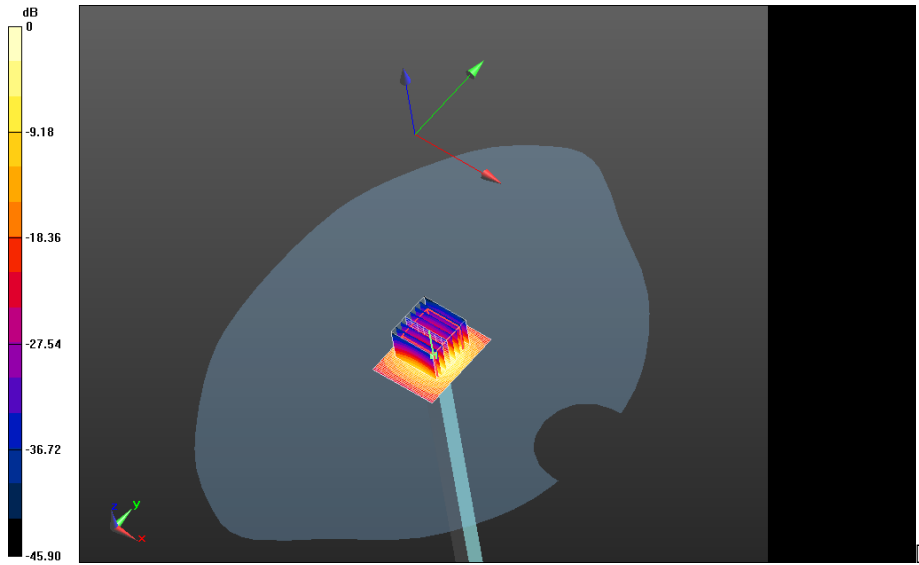
Author Data  
**Andrew Becker**

Dates of Test  
**June 11 – August 16, 2013**

Test Report No  
**RTS-6046-1308-39B**

FCC ID:  
**L6ARFX100LW**

IC



0 dB = 181 W/kg = 22.58 dBW/kg