	Document Appendix E for the BlackBerry® Smartphone Model RFY111LW SAR Report Rev 3			Page 1(17)
	Author Data Andrew Becker	Dates of Test July 02 –August 15, 2013	Test Report No RTS-6046-1308-34 Rev 3	FCC ID: L6ARFY110LW

APPENDIX E: PHOTOGRAPHS

Author Data
Andrew Becker

Dates of Test
July 02 –August 15, 2013

Test Report No
**RTS-6046-1308-34
Rev 3**

FCC ID:
L6ARFY110LW

IC
2503A-RFY110LW

Headset Jack

Audio Output

Voice Microphone

Figure E1. BlackBerry Smartphone


	Document Appendix E for the BlackBerry® Smartphone Model RFY111LW SAR Report Rev 3			Page 3(17)
	Author Data Andrew Becker	Dates of Test July 02 –August 15, 2013	Test Report No RTS-6046-1308-34 Rev 3	FCC ID: L6ARFY110LW



Figure E2. Body worn holster – front


	Document Appendix E for the BlackBerry® Smartphone Model RFY111LW SAR Report Rev 3			Page 4(17)
	Author Data Andrew Becker	Dates of Test July 02 –August 15, 2013	Test Report No RTS-6046-1308-34 Rev 3	FCC ID: L6ARFY110LW



Figure E3. Body worn holsters – back

Author Data
Andrew Becker

Dates of Test
July 02 –August 15, 2013

Test Report No
**RTS-6046-1308-34
Rev 3**

FCC ID:
L6ARFY110LW

IC
2503A-RFY110LW



Figure E4. Head configuration (Right Touch/Tilt)

Author Data
Andrew Becker

Dates of Test
July 02 –August 15, 2013

Test Report No
**RTS-6046-1308-34
Rev 3**

FCC ID:
L6ARFY110LW

IC
2503A-RFY110LW



Figure E5. Head configuration (Left Touch/Tilt)

Author Data
Andrew Becker

Dates of Test
July 02 –August 15, 2013

Test Report No
**RTS-6046-1308-34
Rev 3**

FCC ID:
L6ARFY110LW

IC
2503A-RFY110LW



Figure E6. Body-worn configuration (No Holster, back side 15mm away)


	Document Appendix E for the BlackBerry® Smartphone Model RFY111LW SAR Report Rev 3			Page 8(17)
	Author Data Andrew Becker	Dates of Test July 02 –August 15, 2013	Test Report No RTS-6046-1308-34 Rev 3	FCC ID: L6ARFY110LW



Figure E7. Body-worn configuration (No Holster, front side 15mm away)


	Document Appendix E for the BlackBerry® Smartphone Model RFY111LW SAR Report Rev 3			Page 9(17)
	Author Data Andrew Becker	Dates of Test July 02 –August 15, 2013	Test Report No RTS-6046-1308-34 Rev 3	FCC ID: L6ARFY110LW



Figure E8. Body-worn configuration (Vertical Holster, back facing phantom)


	Document Appendix E for the BlackBerry® Smartphone Model RFY111LW SAR Report Rev 3			Page 10(17)
	Author Data Andrew Becker	Dates of Test July 02 –August 15, 2013	Test Report No RTS-6046-1308-34 Rev 3	FCC ID: L6ARFY110LW



Figure E9. Body-worn configuration (Vertical Holster, front facing phantom)

Author Data
Andrew Becker

Dates of Test
July 02 –August 15, 2013

Test Report No
**RTS-6046-1308-34
Rev 3**

FCC ID:
L6ARFY110LW

IC
2503A-RFY110LW



Figure E10. Body-worn configuration (No Holster, headset, back 10mm away)


	Document Appendix E for the BlackBerry® Smartphone Model RFY111LW SAR Report Rev 3			Page 12(17)
	Author Data Andrew Becker	Dates of Test July 02 –August 15, 2013	Test Report No RTS-6046-1308-34 Rev 3	FCC ID: L6ARFY110LW



Figure E11. Back side MHS configuration, 10 mm away

Author Data
Andrew Becker

Dates of Test
July 02 –August 15, 2013

Test Report No
**RTS-6046-1308-34
Rev 3**

FCC ID:
L6ARFY110LW

IC
2503A-RFY110LW



Figure E12. Front side MHS configuration, 10 mm away

Author Data
Andrew Becker

Dates of Test
July 02 –August 15, 2013

Test Report No
**RTS-6046-1308-34
Rev 3**

FCC ID:
L6ARFY110LW

IC
2503A-RFY110LW



Figure E13. Right side MHS configuration, 10 mm away


	Document Appendix E for the BlackBerry® Smartphone Model RFY111LW SAR Report Rev 3			Page 15(17)
	Author Data Andrew Becker	Dates of Test July 02 –August 15, 2013	Test Report No RTS-6046-1308-34 Rev 3	FCC ID: L6ARFY110LW



Figure E14. Left side MHS configuration, 10 mm away

Author Data
Andrew Becker

Dates of Test
July 02 –August 15, 2013

Test Report No
**RTS-6046-1308-34
Rev 3**

FCC ID:
L6ARFY110LW

IC
2503A-RFY110LW




Figure E15. Top side MHS configuration, 10 mm away

Author Data
Andrew Becker

Dates of Test
July 02 –August 15, 2013

Test Report No
**RTS-6046-1308-34
Rev 3**

FCC ID:
L6ARFY110LW

IC
2503A-RFY110LW



Figure E16. Bottom side MHS configuration, 10 mm away