

Annex C Photo documentation

Appendix to Test Report No.: 1-6234/13-06-02



Testing Laboratory

CETECOM ICT Services GmbH

Untertürkheimer Straße 6 – 10

66117 Saarbrücken/Germany

Phone: + 49 681 5 98 - 0

Fax: + 49 681 5 98 - 9075

Internet: <http://www.cetecom.com>

e-mail: ict@cetecom.com

Accredited Test Laboratory:

The testing laboratory (area of testing) is accredited according to DIN EN ISO/IEC 17025 (2005) by the Deutsche Akkreditierungsstelle GmbH (DAkkS)

The accreditation is valid for the scope of testing procedures as stated in the accreditation certificate with the registration number: D-PL-12076-01-01

Photo 1: Measurement System DASYS 5




Photo 2: DUT - front view




Photo 3: DUT - rear view



Photo 4: DUT - side view



Photo 5: DUT - rear view (open)



Photo 6: DUT - label



Photo 7: Holster - front view



Photo 8: Holster - rear view



Photo 9: Holster - side view



Photo 10: Test position left hand touched



Photo 11: Test position left hand touched



Photo 12: Test position left hand touched



Photo 13: Test position left hand tilted 15°



Photo 14: Test position left hand tilted 15°



Photo 15: Test position right hand touched




Photo 16: Test position right hand touched



Photo 17: Test position right hand touched



Photo 18: Test position right hand tilted 15°

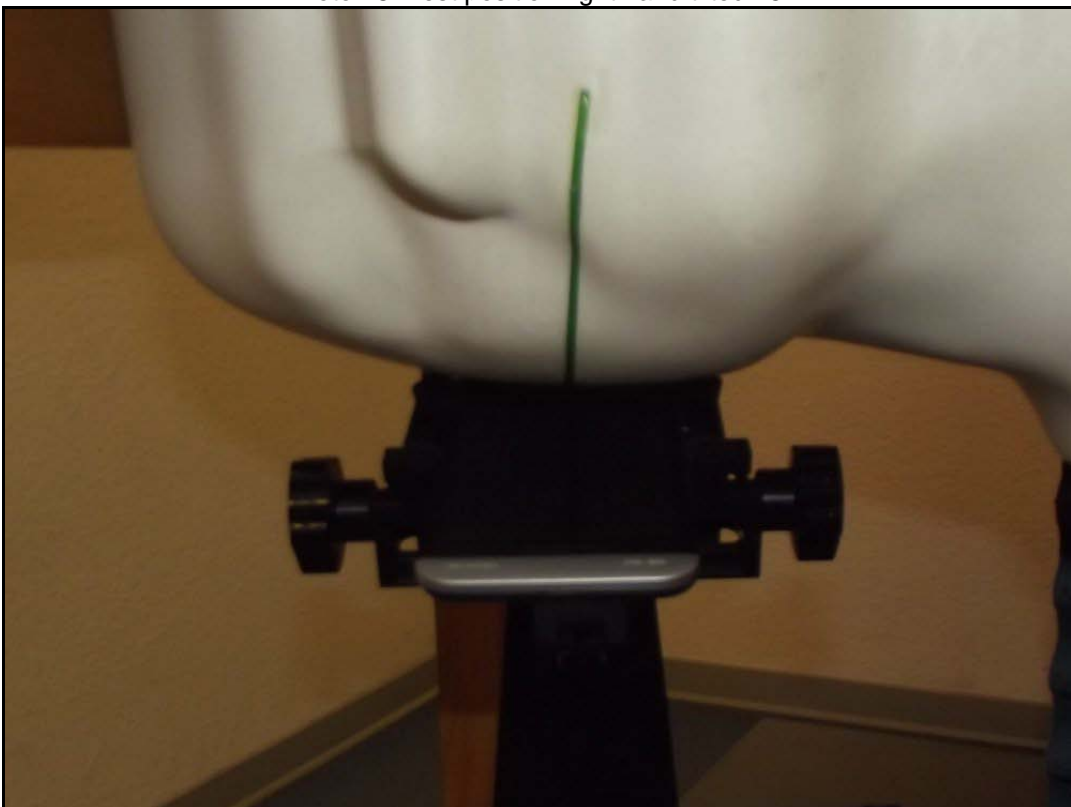


Photo 19: Test position right hand tilted 15°



Photo 20: Test body position front side (10mm distance)



Photo 21: Test body position rear side (10mm distance)



Photo 22: Test body position left edge side (10mm distance)



Photo 23: Test body position right edge side (10mm distance)




Photo 24: Test body position top edge side (10mm distance)



Photo 25: Test body position bottom edge side (10mm distance)



Photo 26: Test body worn position front side (10mm distance)




Photo 27: Test body worn position rear side (10mm distance)



Photo 28: Test body worn position with holster

