	Document Hearing Aid Compatibility Audio Band Magnetic (ABM) T-Coil Test Report for BlackBerry® Smartphone model RFX101LW		Page 1(98)
	Author Data Daoud Attayi	Dates of Test June 12-13, 2013	Report No RTS-6046-1307-27

Annex A: Probe sensitivity and reference signal measurement plots

X: 0 Y: 360 mm Roll: 0 *

	Coil	Probe	
Internal calibration...	2.3946 V	1.1507 V	
Probe sensitivity a...		0.007413 V/(A/m)	

Figure A1: Probe calibration data for coil and probe

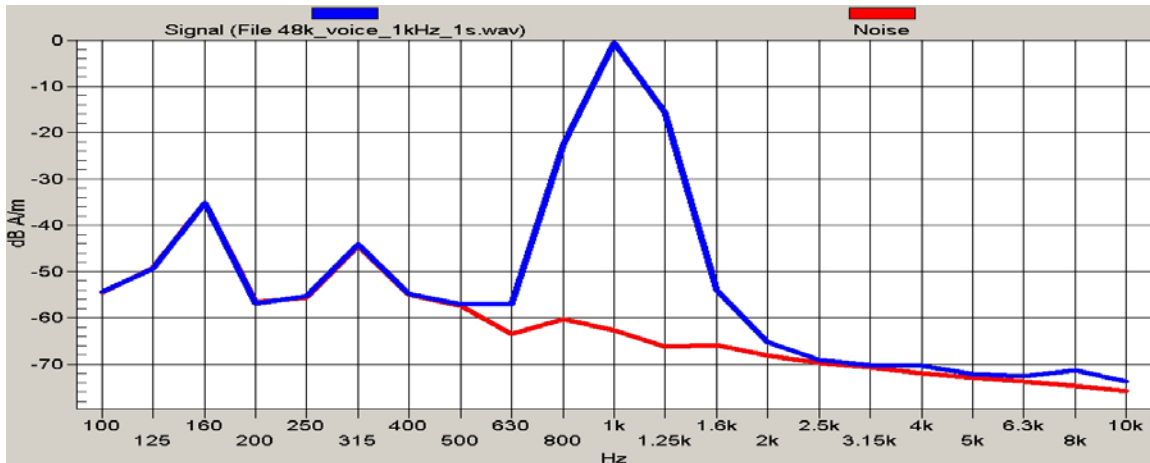


Figure A2: Reference voice 1 kHz signal and noise

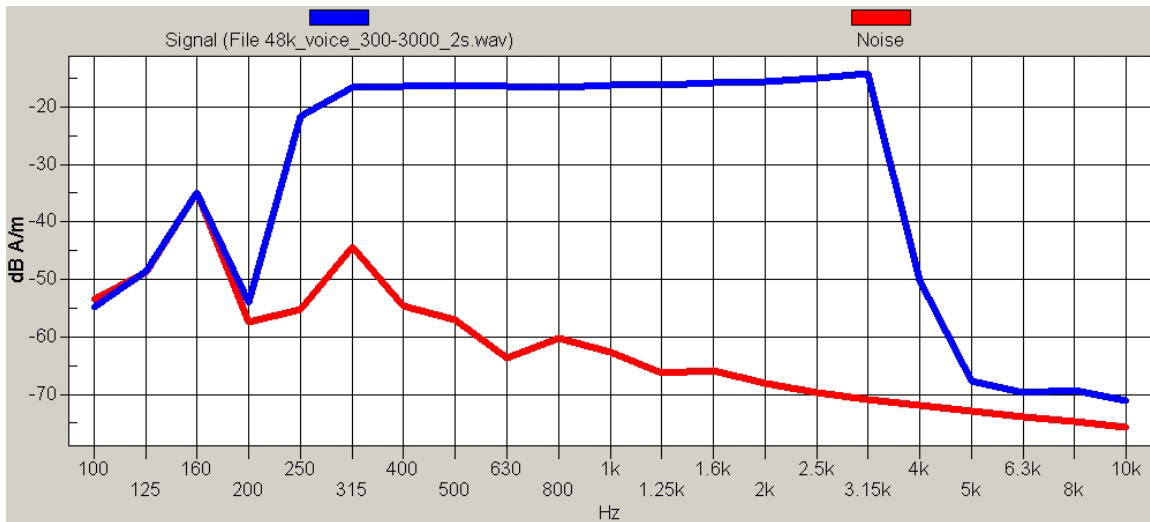




Figure A3: Reference voice simulated signal and noise

	Document Hearing Aid Compatibility Audio Band Magnetic (ABM) T-Coil Test Report for BlackBerry® Smartphone model RFX101LW		Page 4(98)
	Author Data Daoud Attayi	Dates of Test June 12-13, 2013	Report No RTS-6046-1307-27

Annex B: TMFS system validation and ambient data/plots

	Document Hearing Aid Compatibility Audio Band Magnetic (ABM) T-Coil Test Report for BlackBerry® Smartphone model RFX101LW		Page 5(98)
	Author Data Daoud Attayi	Dates of Test June 12-13, 2013	Report No RTS-6046-1307-27

Date/Time: 6/12/2013 2:24:15 PM

Test Laboratory: RIM Testing Services

HAC T-Coil TMFS_validation_06_12_13

DUT: TMFS; Type: TMFS-1; Serial: 1003

Communication System: UID 0 - n/a, CW; Frequency: 835 MHz

Medium parameters used: $\sigma = 0$ S/m, $\epsilon_r = 1$; $\rho = 0$ kg/m³

Phantom section: TCoil Section

Measurement Standard: DASYS (IEEE/IEC/ANSI C63.19-2007)

DASY Configuration:

- Probe: AM1DV3 - 3062; ; Calibrated: 1/10/2013
- Sensor-Surface: 0mm (Fix Surface), z = 3.0
- Electronics: DAE4 Sn881; Calibrated: 1/14/2013
- Phantom: HAC T-Coil Test Arch with AMCC; Type: SD HAC P01 BA;
- DASYS 52.8.6(1115); SEMCAD X 14.6.9(7117)

T-Coil scan/Background Noise/z (axial) noise/ABM Noise Spectrum(x,y,z,f) (1x1x1):

Measurement grid: dx=10mm, dy=10mm


Signal Type: Off

Output Gain: 0

Measure Window Start: 2000ms

Measure Window Length: 5000ms

Device Reference Point: 0, 0, -6.3 mm

	Document Hearing Aid Compatibility Audio Band Magnetic (ABM) T-Coil Test Report for BlackBerry® Smartphone model RFX101LW		Page 6(98)
	Author Data Daoud Attayi	Dates of Test June 12-13, 2013	Report No RTS-6046-1307-27

Cursor:

ABM = -56.05 dBA/m

Location: 0, 0, 13 mm

T-Coil scan/Background Noise/y (transversal) noise/ABM Noise

Spectrum(x,y,z,f) (1x1x1): Measurement grid: dx=10mm, dy=10mm

Signal Type: Off

Output Gain: 0

Measure Window Start: 2000ms

Measure Window Length: 5000ms

Device Reference Point: 0, 0, -6.3 mm

T-Coil scan/TMFS Validation/z (axial) 8 x 8 step 2/ABM Signal(x,y,z) (5x5x1):

Measurement grid: dx=10mm, dy=10mm

Signal Type: 1 kHz Sine

Output Gain: 34.95

Measure Window Start: 0ms

Measure Window Length: 1000ms

BWC applied: 0.0027 dB

Device Reference Point: 0, 0, -6.3 mm

Cursor:

ABM1 comp = -20.54 dBA/m

BWC Factor = 0.0027 dB

Location: 0, 0, 3.7 mm

T-Coil scan/TMFS Validation/y (transversal) 16 x 52 step 4/ABM Signal(x,y,z)

(5x14x1): Measurement grid: dx=10mm, dy=10mm

Signal Type: 1 kHz Sine


Output Gain: 34.95

Measure Window Start: 0ms

Measure Window Length: 1000ms

BWC applied: 0.0027 dB

Device Reference Point: 0, 0, -6.3 mm

	Document Hearing Aid Compatibility Audio Band Magnetic (ABM) T-Coil Test Report for BlackBerry® Smartphone model RFX101LW		Page 7(98)
	Author Data Daoud Attayi	Dates of Test June 12-13, 2013	Report No RTS-6046-1307-27

Cursor:

ABM1 comp = -25.73 dBA/m
BWC Factor = 0.0027 dB
Location: 0, -18, 3.7 mm

T-Coil scan/TMFS Validation/z (axial) wideband multisine at best S/N/ABM

Freq Resp(x,y,z,f) (1x1x1): Measurement grid: dx=10mm, dy=10mm
Signal Type: Audio File (.wav) 48k_multisine_50_10k_10s.wav
Output Gain: 87.87
Measure Window Start: 2000ms
Measure Window Length: 5000ms
BWC applied: 13.16 dB
Device Reference Point: 0, 0, -6.3 mm

Cursor:


Diff = 1.98 dB
BWC Factor = 13.16 dB
Location: 0.4, 0.3, 4.4 mm

T-Coil scan/TMFS Validation/z (axial) wideband multisine at best S/N 2/ABM

Freq Resp(x,y,z,f) (1x1x1): Measurement grid: dx=10mm, dy=10mm
Signal Type: Audio File (.wav) 48k_multisine_50_10k_10s.wav
Output Gain: 86.87
Measure Window Start: 300ms
Measure Window Length: 4000ms
BWC applied: 13.16 dB
Device Reference Point: 0, 0, -6.3 mm

Cursor:

Diff = 1.99 dB
BWC Factor = 13.16 dB
Location: 0.3, 0.3, 5.1 mm



0 dB = 1.000 A/m = 0.00 dBA/m

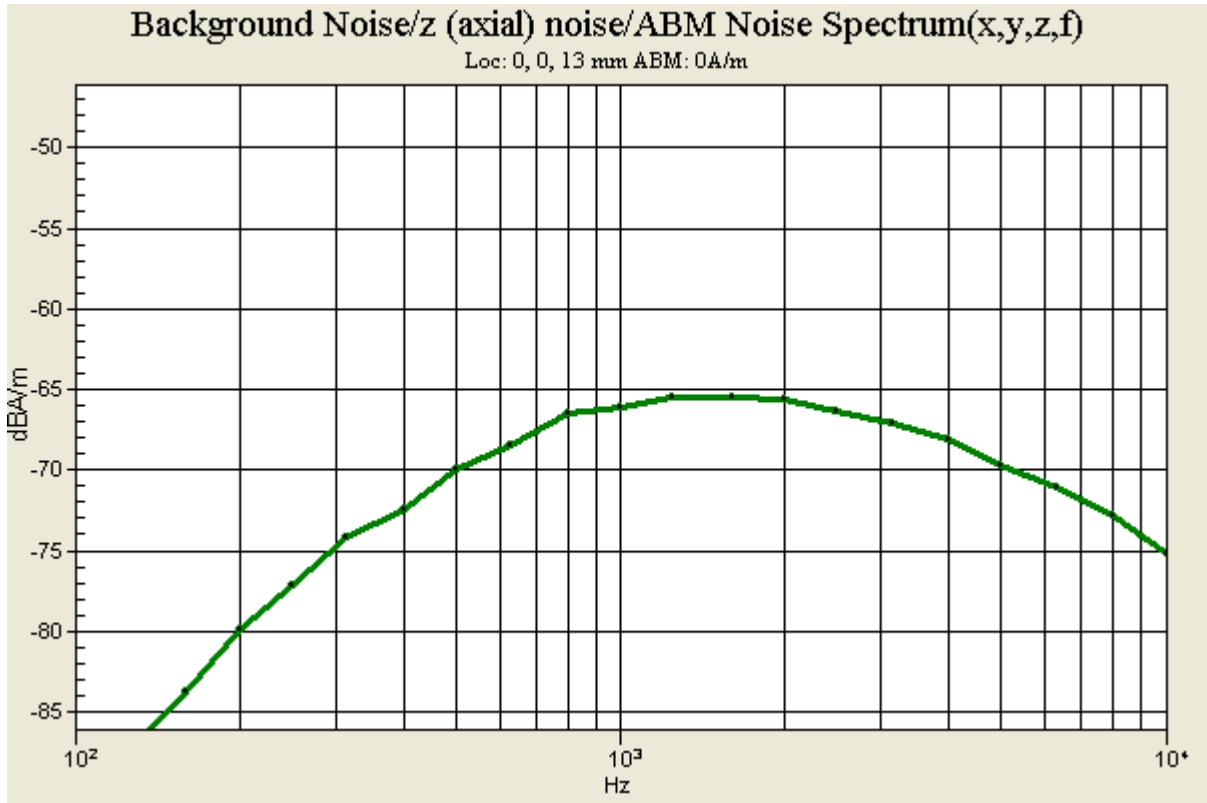


Author Data
Daoud Attayi

Dates of Test
June 12-13, 2013

Report No
RTS-6046-1307-27

FCC ID
L6ARFX101LW



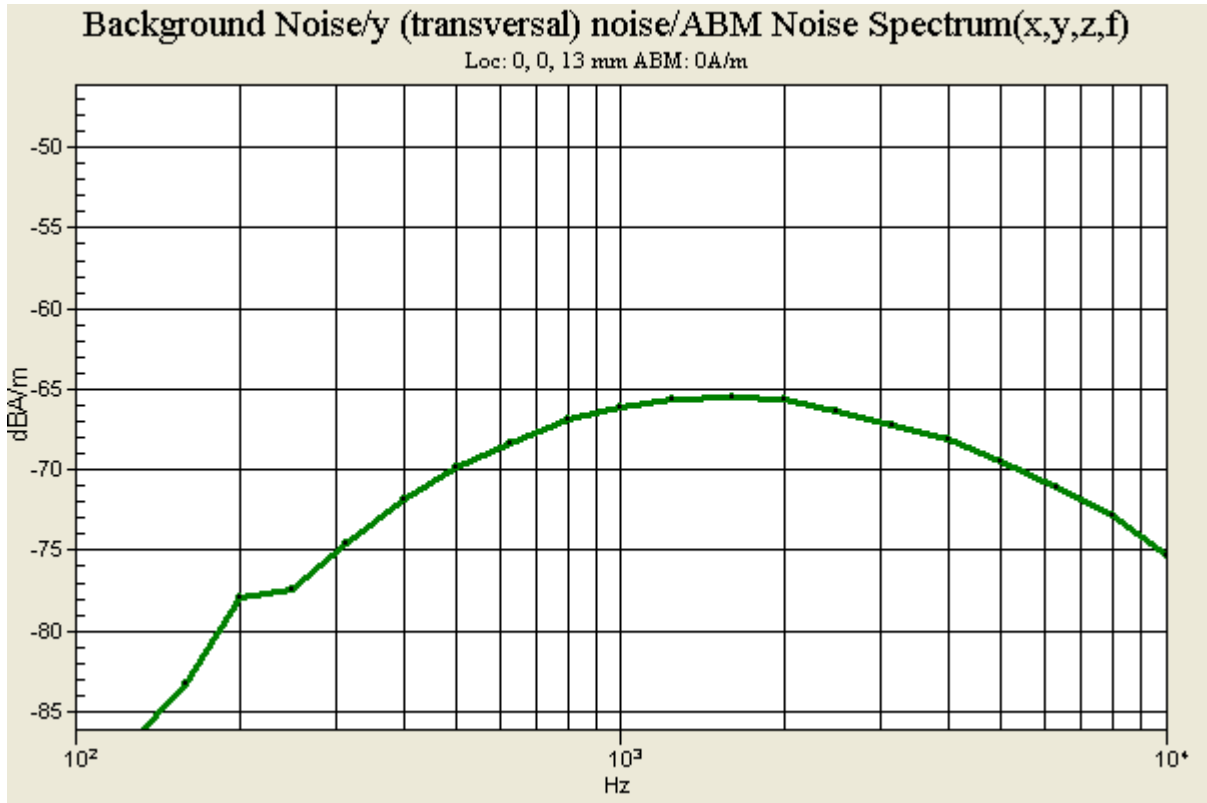


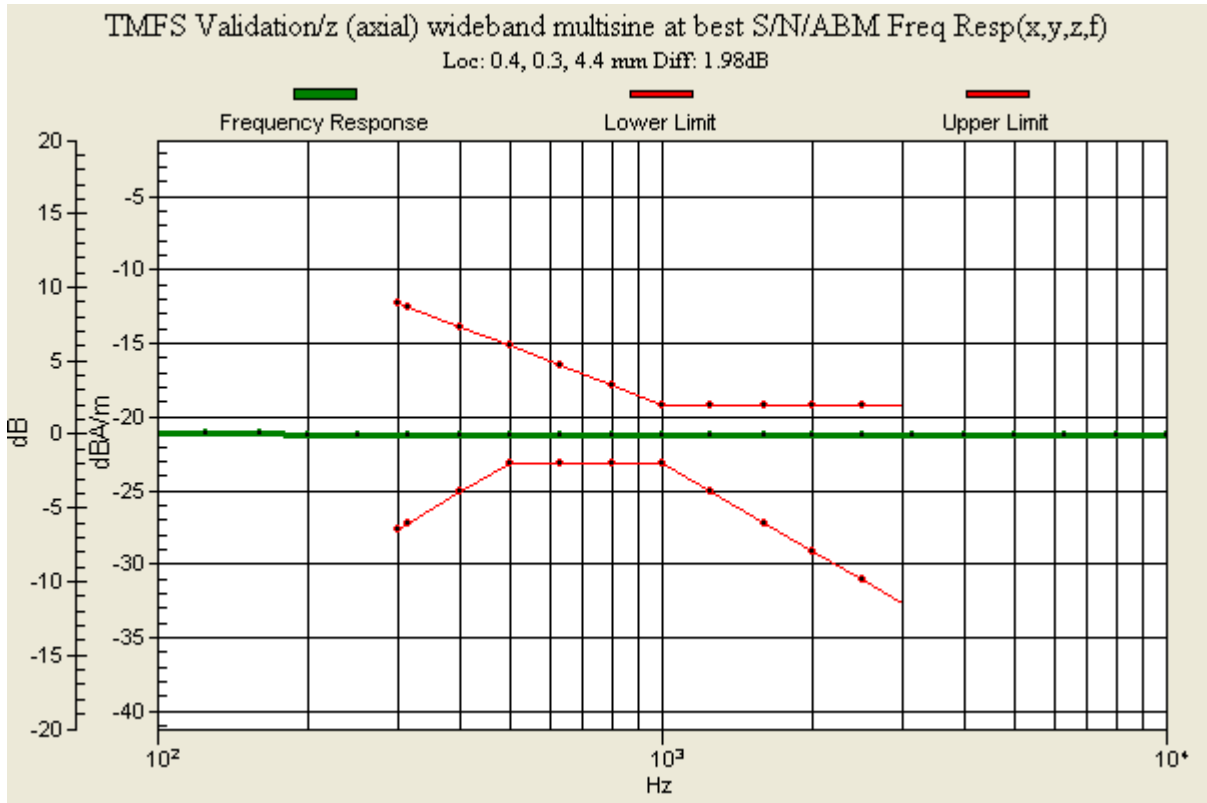
Author Data
Daoud Attayi

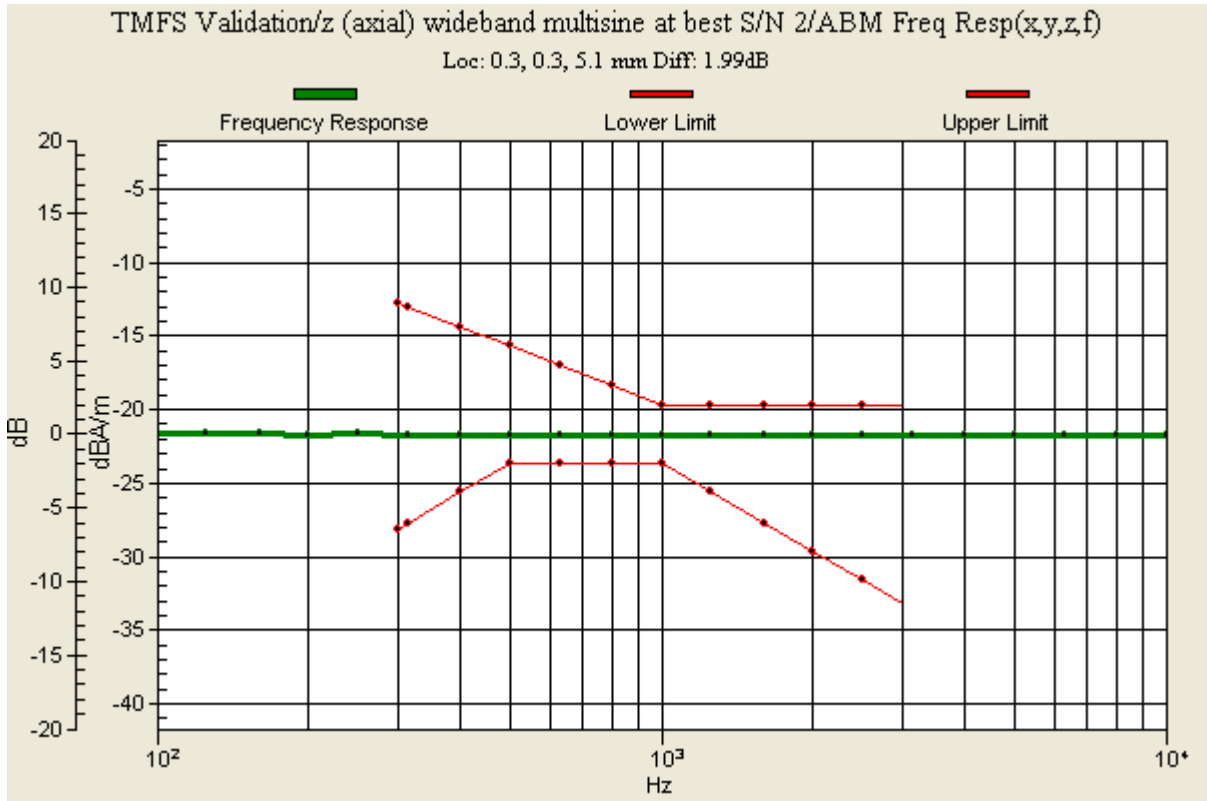
Dates of Test
June 12-13, 2013


Report No
RTS-6046-1307-27

FCC ID
L6ARFX101LW








	Document Hearing Aid Compatibility Audio Band Magnetic (ABM) T-Coil Test Report for BlackBerry® Smartphone model RFX101LW		Page 13(98)
	Author Data Daoud Attayi	Dates of Test June 12-13, 2013	Report No RTS-6046-1307-27

Annex C: Audio Band Magnetic measurement data and plots

	Document Hearing Aid Compatibility Audio Band Magnetic (ABM) T-Coil Test Report for BlackBerry® Smartphone model RFX101LW		Page 14(98)
	Author Data Daoud Attayi	Dates of Test June 12-13, 2013	Report No RTS-6046-1307-27

Date/Time: 6/12/2013 5:20:13 PM

Test Laboratory: RIM Testing Services

HAC T-Coil_ABM_GSM850_Axial

DUT: BlackBerry Smartphone; Type: Sample ; Serial: 333E286B

Communication System: UID 0 - n/a, GSM 850; Frequency: 824.2 MHz, Frequency: 836.8 MHz,
Frequency: 848.8 MHz

Medium parameters used: $\sigma = 0$ S/m, $\epsilon_r = 1$; $\rho = 0$ kg/m³

Phantom section: TCoil Section

Measurement Standard: DASYS (IEEE/IEC/ANSI C63.19-2011)

DASY Configuration:

- Probe: AM1DV3 - 3062; ; Calibrated: 1/10/2013
- Sensor-Surface: 0mm (Fix Surface), z = 3.0
- Electronics: DAE4 Sn881; Calibrated: 1/14/2013
- Phantom: HAC RF Test Arch with AMCC; Type: SD HAC P01 BA;
- DASYS2 52.8.6(1115); SEMCAD X 14.6.9(7117)

T-Coil scan_GSM850/General Scan - Low channel/z (axial) 5.0mm 50 x 50/ABM

SNR(x,y,z) (11x11x1): Measurement grid: dx=10mm, dy=10mm

Signal Type: Audio File (.wav) 48k_voice_1kHz_1s.wav

Output Gain: 35.28

Measure Window Start: 300ms

Measure Window Length: 1000ms

BWC applied: 0.16 dB

Device Reference Point: 0, 0, -6.3 mm

T-Coil scan_GSM850/General Scan - Low channel/z (axial) 2mm 8 x 8/ABM

SNR(x,y,z) (5x5x1): Measurement grid: dx=10mm, dy=10mm

Signal Type: Audio File (.wav) 48k_voice_1kHz_1s.wav


Output Gain: 35.28

Measure Window Start: 300ms

Measure Window Length: 1000ms

BWC applied: 0.16 dB

Device Reference Point: 0, 0, -6.3 mm

	Document Hearing Aid Compatibility Audio Band Magnetic (ABM) T-Coil Test Report for BlackBerry® Smartphone model RFX101LW		Page 15(98)
	Author Data Daoud Attayi	Dates of Test June 12-13, 2013	Report No RTS-6046-1307-27

Cursor:

ABM1/ABM2 = 31.12 dB
ABM1 comp = 4.46 dBA/m
BWC Factor = 0.16 dB
Location: 5, 18, 4.4 mm

**T-Coil scan_GSM850/General Scan - Low channel/z (axial) wideband at best
S/N_probe AM1DV2/ABM Freq Resp(x,y,z,f) (1x1x1):** Measurement grid: dx=10mm,
dy=10mm

Signal Type: Audio File (.wav) 48k_voice_300-3000_2s.wav
Output Gain: 69.12
Measure Window Start: 300ms
Measure Window Length: 6000ms
BWC applied: 10.80 dB
Device Reference Point: 0, 0, -6.3 mm

Cursor:

Diff = 2.00 dB
BWC Factor = 10.80 dB
Location: 5, 20, 3.7 mm

**T-Coil scan_GSM850/8x8 Scan - Mid channel/z (axial) 2mm 8 x 8/ABM
SNR(x,y,z) (5x5x1):** Measurement grid: dx=10mm, dy=10mm


Signal Type: Audio File (.wav) 48k_voice_1kHz_1s.wav
Output Gain: 35.28
Measure Window Start: 300ms
Measure Window Length: 1000ms
BWC applied: 0.16 dB
Device Reference Point: 0, 0, -6.3 mm

Cursor:

ABM1/ABM2 = 31.71 dB
ABM1 comp = 5.39 dBA/m
BWC Factor = 0.16 dB
Location: 5, 18, 4.4 mm

**T-Coil scan_GSM850/8x8 Scan - Mid channel/z (axial) wideband at best
S/N/ABM Freq Resp(x,y,z,f) (1x1x1):** Measurement grid: dx=10mm, dy=10mm

Signal Type: Audio File (.wav) 48k_voice_300-3000_2s.wav
Output Gain: 69.12
Measure Window Start: 300ms
Measure Window Length: 6000ms
BWC applied: 10.80 dB
Device Reference Point: 0, 0, -6.3 mm

	Document Hearing Aid Compatibility Audio Band Magnetic (ABM) T-Coil Test Report for BlackBerry® Smartphone model RFX101LW		Page 16(98)
	Author Data Daoud Attayi	Dates of Test June 12-13, 2013	Report No RTS-6046-1307-27

T-Coil scan_GSM850/8x8 Scan - High channel/z (axial) 2mm 8 x 8/ABM

SNR(x,y,z) (5x5x1): Measurement grid: dx=10mm, dy=10mm

Signal Type: Audio File (.wav) 48k_voice_1kHz_1s.wav

Output Gain: 35.28

Measure Window Start: 300ms

Measure Window Length: 1000ms

BWC applied: 0.16 dB

Device Reference Point: 0, 0, -6.3 mm

Cursor:

ABM1/ABM2 = 31.74 dB

ABM1 comp = 5.35 dBA/m

BWC Factor = 0.16 dB

Location: 5, 18, 4.4 mm

T-Coil scan_GSM850/8x8 Scan - High channel/z (axial) wideband at best

S/N/ABM Freq Resp(x,y,z,f) (1x1x1): Measurement grid: dx=10mm, dy=10mm

Signal Type: Audio File (.wav) 48k_voice_300-3000_2s.wav

Output Gain: 69.12

Measure Window Start: 300ms

Measure Window Length: 6000ms

BWC applied: 10.81 dB

Device Reference Point: 0, 0, -6.3 mm

Cursor:

Diff = 2.00 dB

BWC Factor = 10.81 dB

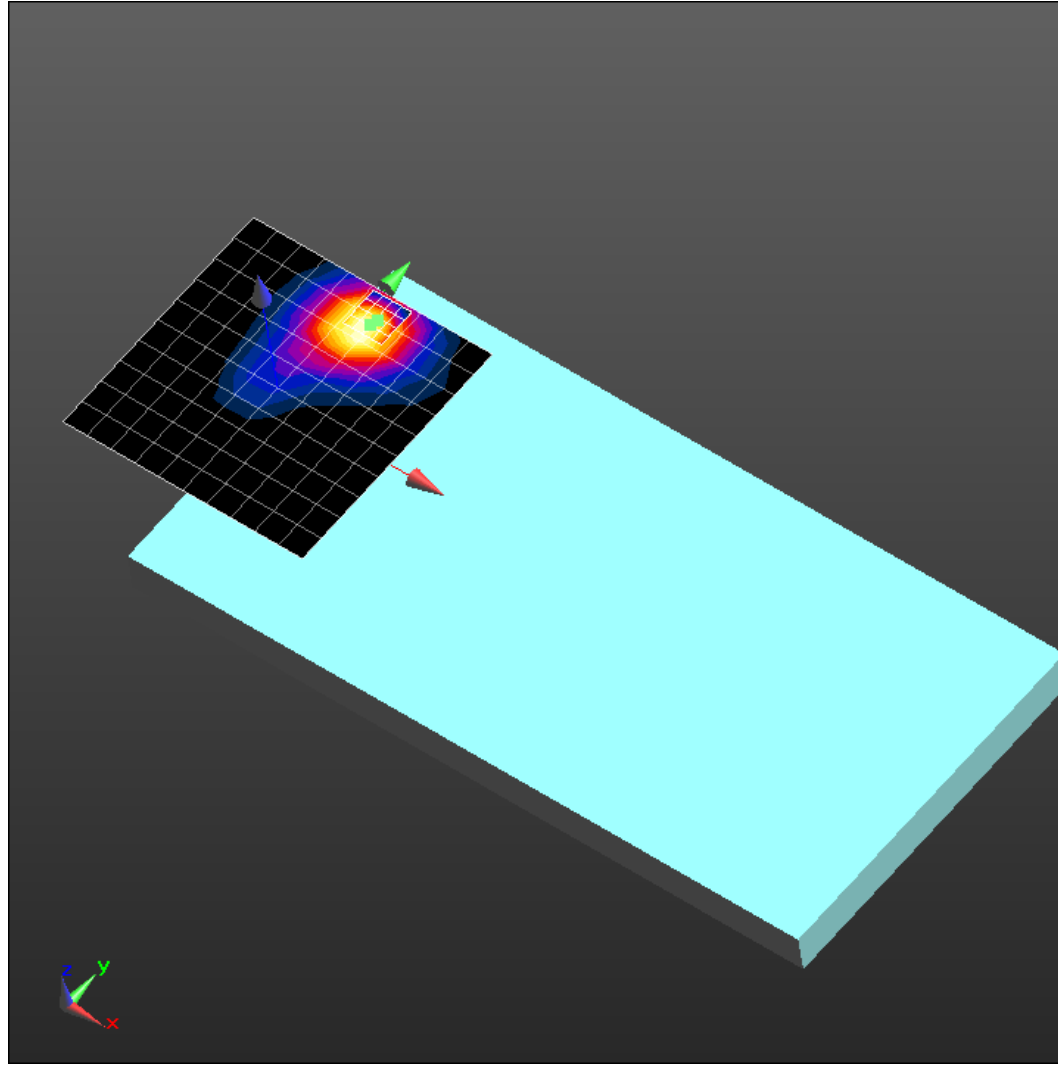
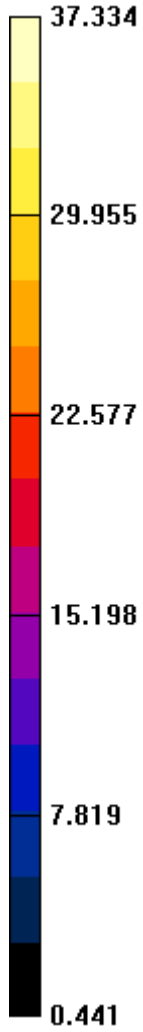
Location: 5, 20, 3.7 mm

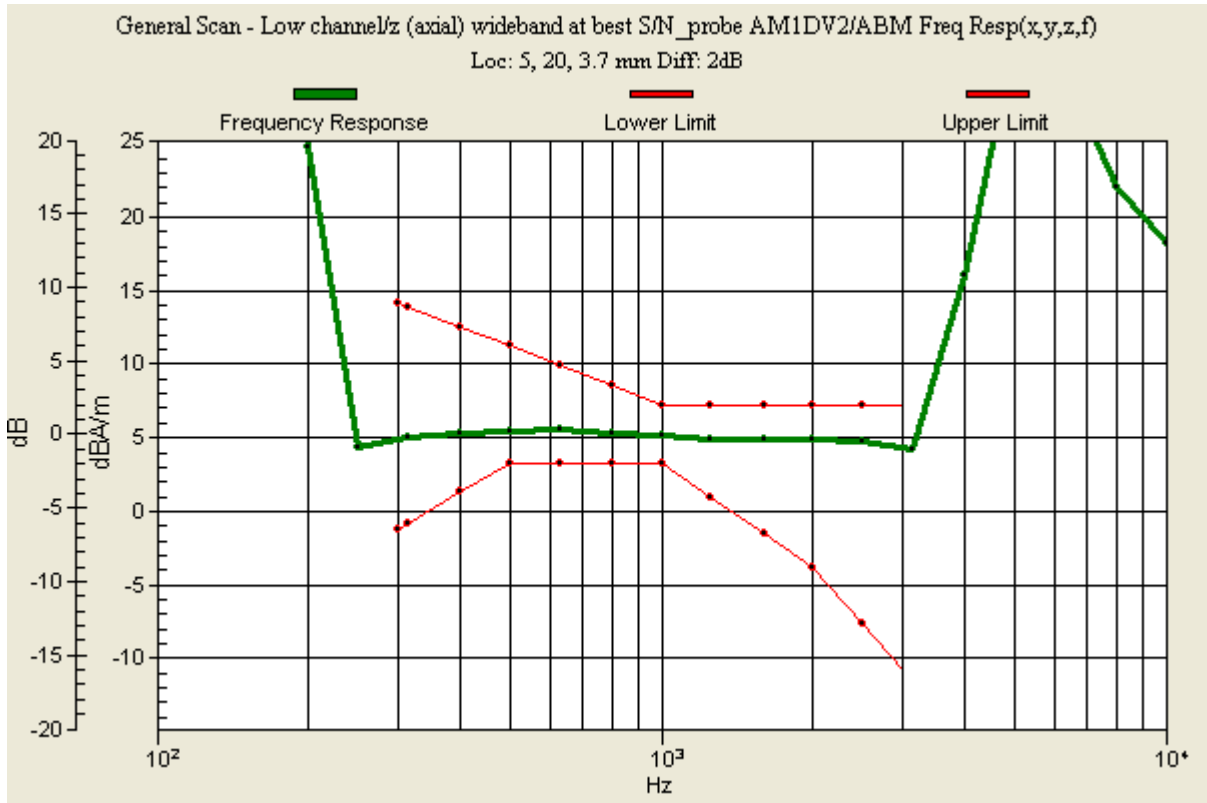
Author Data
Daoud Attayi

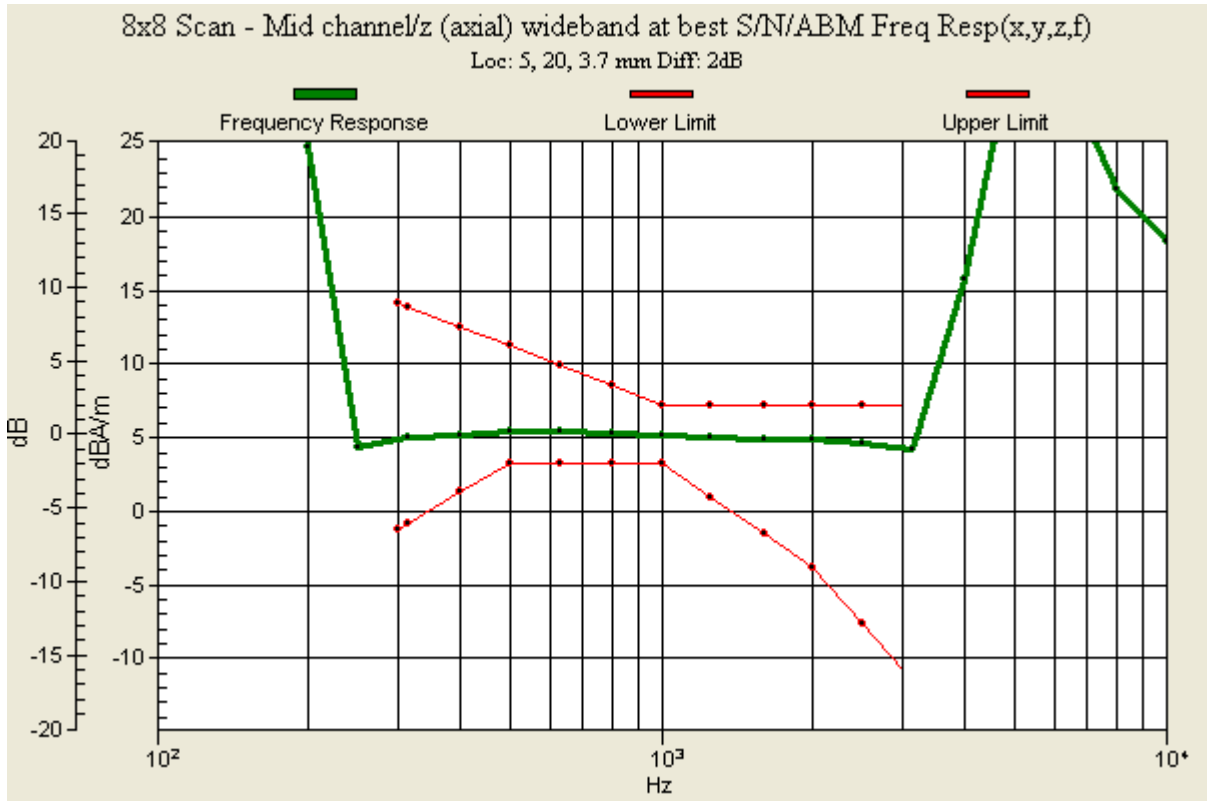
Dates of Test
June 12-13, 2013

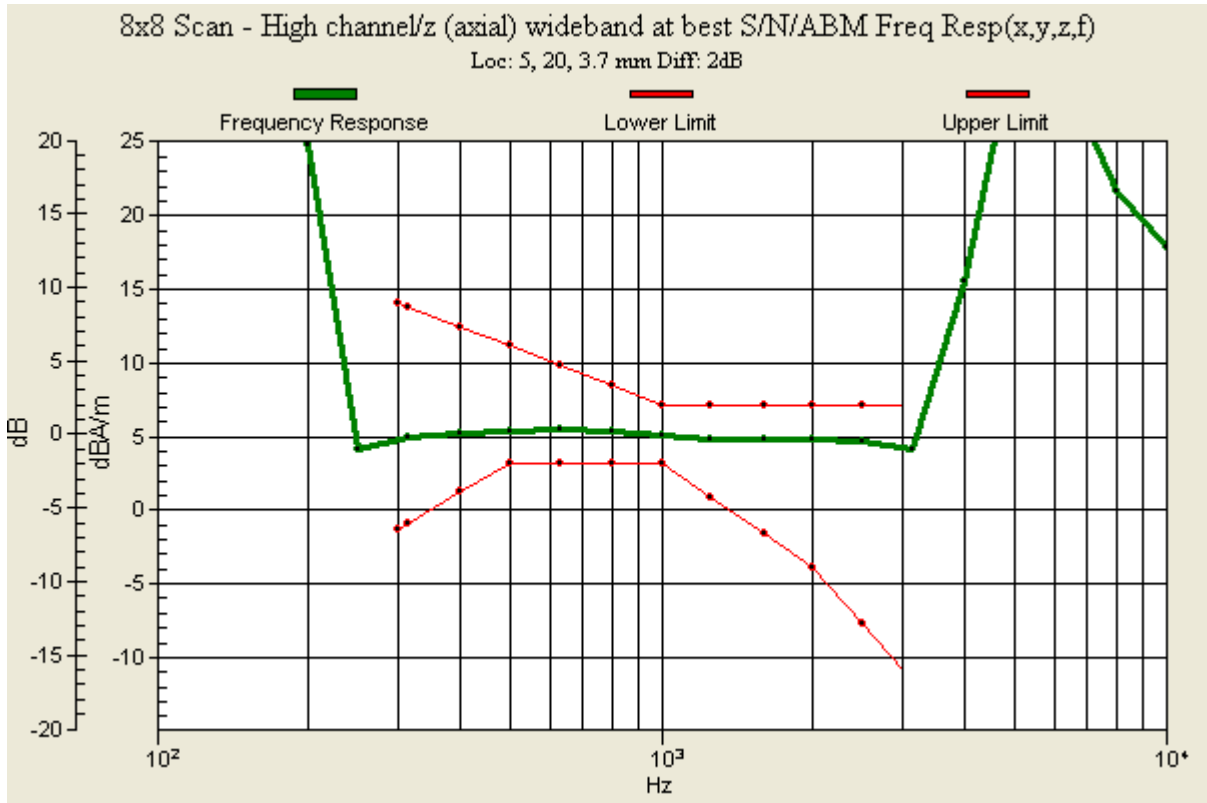
Report No
RTS-6046-1307-27


FCC ID
L6ARFX101LW









	Document Hearing Aid Compatibility Audio Band Magnetic (ABM) T-Coil Test Report for BlackBerry® Smartphone model RFX101LW		Page 21(98)
	Author Data Daoud Attayi	Dates of Test June 12-13, 2013	Report No RTS-6046-1307-27

Date/Time: 6/12/2013 5:33:17 PM

Test Laboratory: RIM Testing Services

HAC T-Coil_ABM_GSM850_Radial_T

DUT: BlackBerry Smartphone; Type: Sample ; Serial: 333E286B

Communication System: UID 0 - n/a, GSM 850; Frequency: 824.2 MHz, Frequency: 836.8 MHz,
Frequency: 848.8 MHz

Medium parameters used: $\sigma = 0$ S/m, $\epsilon_r = 1$; $\rho = 0$ kg/m³

Phantom section: TCoil Section

Measurement Standard: DASYS (IEEE/IEC/ANSI C63.19-2011)

DASY Configuration:

- Probe: AM1DV3 - 3062; ; Calibrated: 1/10/2013
- Sensor-Surface: 0mm (Fix Surface), z = 3.0
- Electronics: DAE4 Sn881; Calibrated: 1/14/2013
- Phantom: HAC RF Test Arch with AMCC; Type: SD HAC P01 BA;
- DASYS2 52.8.6(1115); SEMCAD X 14.6.9(7117)

T-Coil scan_GSM850/General Scan - Low channel/y (transversal) 5.0mm 50 x 50/ABM

SNR(x,y,z) (11x11x1): Measurement grid: dx=10mm, dy=10mm

Signal Type: Audio File (.wav) 48k_voice_1kHz_1s.wav

Output Gain: 35.28

Measure Window Start: 300ms

Measure Window Length: 1000ms

BWC applied: 0.16 dB

Device Reference Point: 0, 0, -6.3 mm

T-Coil scan_GSM850/General Scan - Low channel/y (transversal) 2mm 8 x

8/ABM SNR(x,y,z) (5x5x1): Measurement grid: dx=10mm, dy=10mm

Signal Type: Audio File (.wav) 48k_voice_1kHz_1s.wav


Output Gain: 35.28

Measure Window Start: 300ms

Measure Window Length: 1000ms

BWC applied: 0.16 dB

Device Reference Point: 0, 0, -6.3 mm

	Document Hearing Aid Compatibility Audio Band Magnetic (ABM) T-Coil Test Report for BlackBerry® Smartphone model RFX101LW		Page 22(98)
	Author Data Daoud Attayi	Dates of Test June 12-13, 2013	Report No RTS-6046-1307-27

Cursor:

ABM1/ABM2 = 41.71 dB
ABM1 comp = -5.16 dBA/m
BWC Factor = 0.16 dB
Location: -2, 25, 4.4 mm

T-Coil scan_GSM850/8x8 Scan - Mid channel/y (transversal) 2mm 8 x 8/ABM

SNR(x,y,z) (5x5x1): Measurement grid: dx=10mm, dy=10mm

Signal Type: Audio File (.wav) 48k_voice_1kHz_1s.wav
Output Gain: 35.28
Measure Window Start: 300ms
Measure Window Length: 1000ms
BWC applied: 0.16 dB
Device Reference Point: 0, 0, -6.3 mm

Cursor:


ABM1/ABM2 = 41.64 dB
ABM1 comp = -5.12 dBA/m
BWC Factor = 0.16 dB
Location: -2, 25, 4.4 mm


T-Coil scan_GSM850/8x8 Scan - High channel/y (transversal) 2mm 8 x 8/ABM SNR(x,y,z) (5x5x1): Measurement grid: dx=10mm, dy=10mm

Signal Type: Audio File (.wav) 48k_voice_1kHz_1s.wav
Output Gain: 35.28
Measure Window Start: 300ms
Measure Window Length: 1000ms
BWC applied: 0.16 dB
Device Reference Point: 0, 0, -6.3 mm

Cursor:

ABM1/ABM2 = 41.72 dB
ABM1 comp = -5.07 dBA/m
BWC Factor = 0.16 dB
Location: -2, 25, 4.4 mm



	Document Hearing Aid Compatibility Audio Band Magnetic (ABM) T-Coil Test Report for BlackBerry® Smartphone model RFX101LW		Page 24(98)
	Author Data Daoud Attayi	Dates of Test June 12-13, 2013	Report No RTS-6046-1307-27

Date/Time: 6/13/2013 9:19:01 AM

Test Laboratory: RIM Testing Services

HAC T-Coil_ABM_GSM 1900_axial

DUT: BlackBerry Smartphone; Type: Sample ; Serial: 333E286B

Communication System: UID 0 - n/a, GSM 1900; Frequency: 1850.2 MHz, Frequency: 1880 MHz,
Frequency: 1909.8 MHz

Medium parameters used: $\sigma = 0$ S/m, $\epsilon_r = 1$; $\rho = 0$ kg/m³

Phantom section: TCoil Section

Measurement Standard: DASYS (IEEE/IEC/ANSI C63.19-2011)

DASY Configuration:

- Probe: AM1DV3 - 3062; ; Calibrated: 1/10/2013
- Sensor-Surface: 0mm (Fix Surface), z = 3.0
- Electronics: DAE4 Sn881; Calibrated: 1/14/2013
- Phantom: HAC RF Test Arch with AMCC; Type: SD HAC P01 BA;
- DASYS2 52.8.6(1115); SEMCAD X 14.6.9(7117)

T-Coil scan_GSM1900/General Scan - Low channel/z (axial) 5.0mm 50 x 50/ABM

SNR(x,y,z) (11x11x1): Measurement grid: dx=10mm, dy=10mm

Signal Type: Audio File (.wav) 48k_voice_1kHz_1s.wav


Output Gain: 35.28

Measure Window Start: 300ms

Measure Window Length: 1000ms

BWC applied: 0.16 dB

Device Reference Point: 0, 0, -6.3 mm

	Document Hearing Aid Compatibility Audio Band Magnetic (ABM) T-Coil Test Report for BlackBerry® Smartphone model RFX101LW		Page 25(98)
	Author Data Daoud Attayi	Dates of Test June 12-13, 2013	Report No RTS-6046-1307-27

T-Coil scan_GSM1900/General Scan - Low channel/z (axial) 2mm 8 x 8/ABM

SNR(x,y,z) (5x5x1): Measurement grid: dx=10mm, dy=10mm

Signal Type: Audio File (.wav) 48k_voice_1kHz_1s.wav

Output Gain: 35.28

Measure Window Start: 300ms

Measure Window Length: 1000ms

BWC applied: 0.16 dB

Device Reference Point: 0, 0, -6.3 mm

Cursor:

ABM1/ABM2 = 34.63 dB

ABM1 comp = 3.37 dBA/m

BWC Factor = 0.16 dB

Location: 5, 17, 4.4 mm

T-Coil scan_GSM1900/General Scan - Low channel/z (axial) wideband at

best/ABM Freq Resp(x,y,z,f) (1x1x1): Measurement grid: dx=10mm, dy=10mm

Signal Type: Audio File (.wav) 48k_voice_300-3000_2s.wav

Output Gain: 69.12

Measure Window Start: 300ms

Measure Window Length: 6000ms

BWC applied: 10.81 dB

Device Reference Point: 0, 0, -6.3 mm

Cursor:

Diff = 2.00 dB

BWC Factor = 10.81 dB

Location: 5, 15, 3.7 mm

T-Coil scan_GSM1900/8x8 Scan - Mid channel/z (axial) 2mm 8 x 8/ABM

SNR(x,y,z) (5x5x1): Measurement grid: dx=10mm, dy=10mm

Signal Type: Audio File (.wav) 48k_voice_1kHz_1s.wav


Output Gain: 35.28

Measure Window Start: 300ms

Measure Window Length: 1000ms

BWC applied: 0.16 dB

Device Reference Point: 0, 0, -6.3 mm

	Document Hearing Aid Compatibility Audio Band Magnetic (ABM) T-Coil Test Report for BlackBerry® Smartphone model RFX101LW		Page 26(98)
	Author Data Daoud Attayi	Dates of Test June 12-13, 2013	Report No RTS-6046-1307-27

Cursor:

ABM1/ABM2 = 36.19 dB
ABM1 comp = 3.31 dBA/m
BWC Factor = 0.16 dB
Location: 5, 17, 4.4 mm

T-Coil scan_GSM1900/8x8 Scan - Mid channel/z (axial) wideband at best

S/N/ABM Freq Resp(x,y,z,f) (1x1x1): Measurement grid: dx=10mm, dy=10mm
Signal Type: Audio File (.wav) 48k_voice_300-3000_2s.wav
Output Gain: 69.12
Measure Window Start: 300ms
Measure Window Length: 6000ms
BWC applied: 10.80 dB
Device Reference Point: 0, 0, -6.3 mm

Cursor:

Diff = 2.00 dB
BWC Factor = 10.80 dB
Location: 5, 15, 3.7 mm

T-Coil scan_GSM1900/8x8 Scan - High channel/z (axial) 2mm 8 x 8/ABM

SNR(x,y,z) (5x5x1): Measurement grid: dx=10mm, dy=10mm
Signal Type: Audio File (.wav) 48k_voice_1kHz_1s.wav
Output Gain: 35.28
Measure Window Start: 300ms
Measure Window Length: 1000ms
BWC applied: 0.16 dB
Device Reference Point: 0, 0, -6.3 mm

Cursor:

ABM1/ABM2 = 35.24 dB
ABM1 comp = 3.35 dBA/m
BWC Factor = 0.16 dB
Location: 5, 17, 4.4 mm

T-Coil scan_GSM1900/8x8 Scan - High channel/z (axial) wideband at best


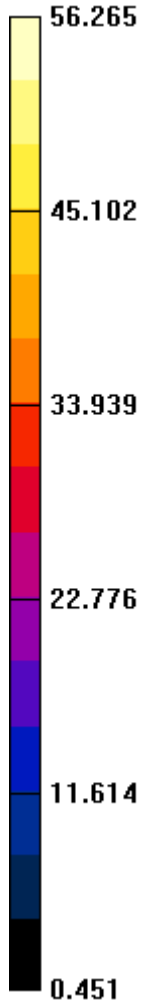
S/N/ABM Freq Resp(x,y,z,f) (1x1x1): Measurement grid: dx=10mm, dy=10mm
Signal Type: Audio File (.wav) 48k_voice_300-3000_2s.wav
Output Gain: 69.12
Measure Window Start: 300ms
Measure Window Length: 6000ms
BWC applied: 10.80 dB
Device Reference Point: 0, 0, -6.3 mm

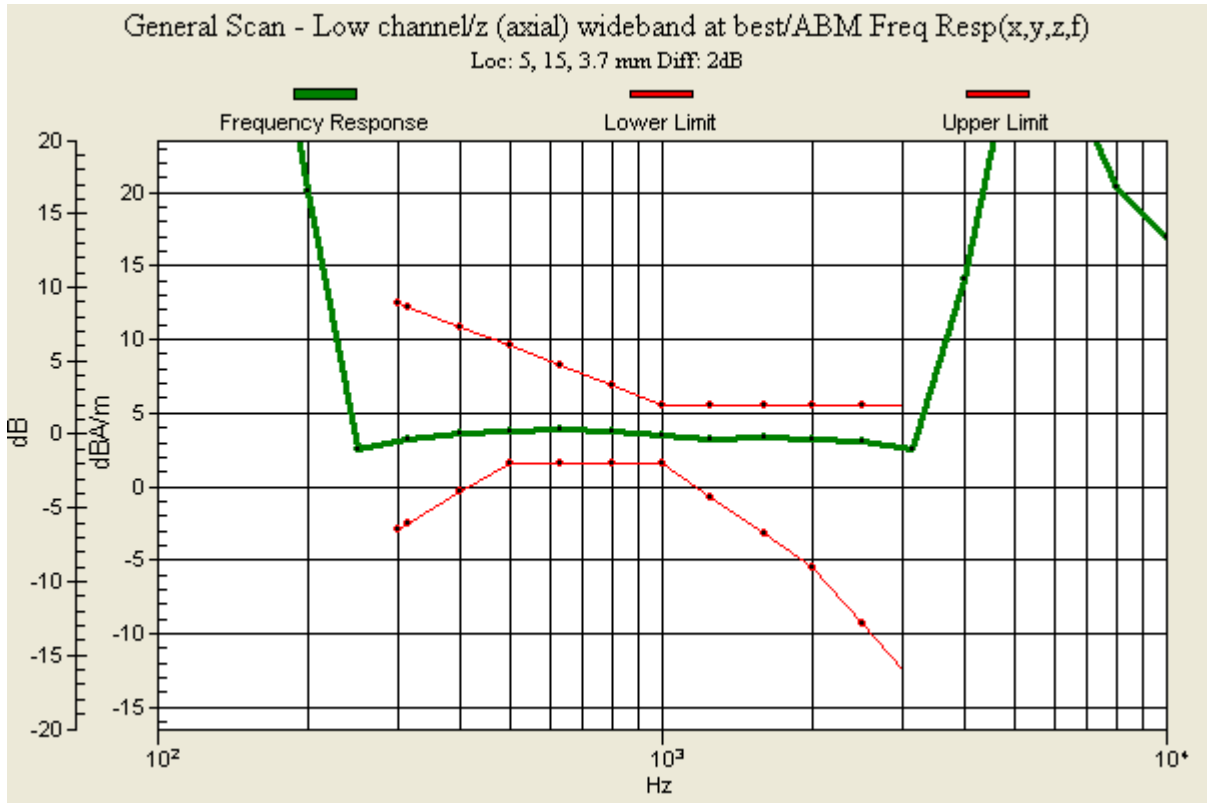
Author Data
Daoud Attayi

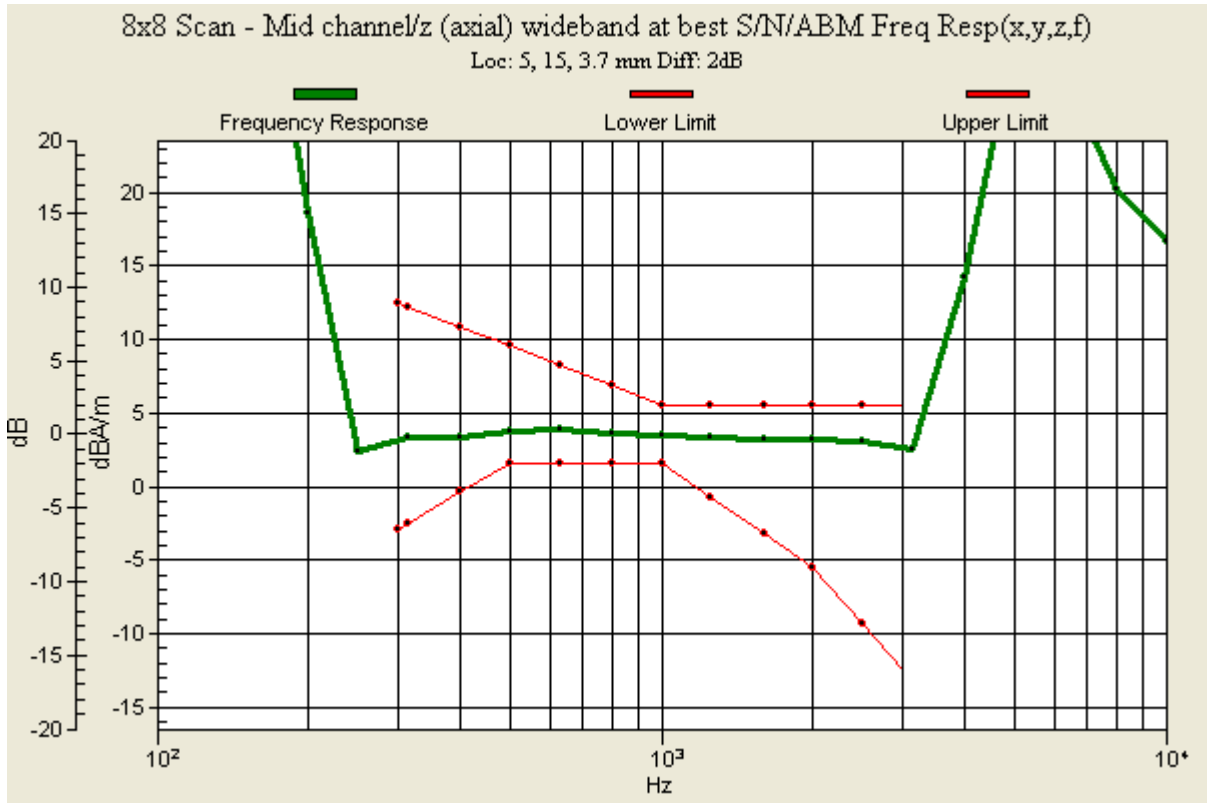
Dates of Test
June 12-13, 2013

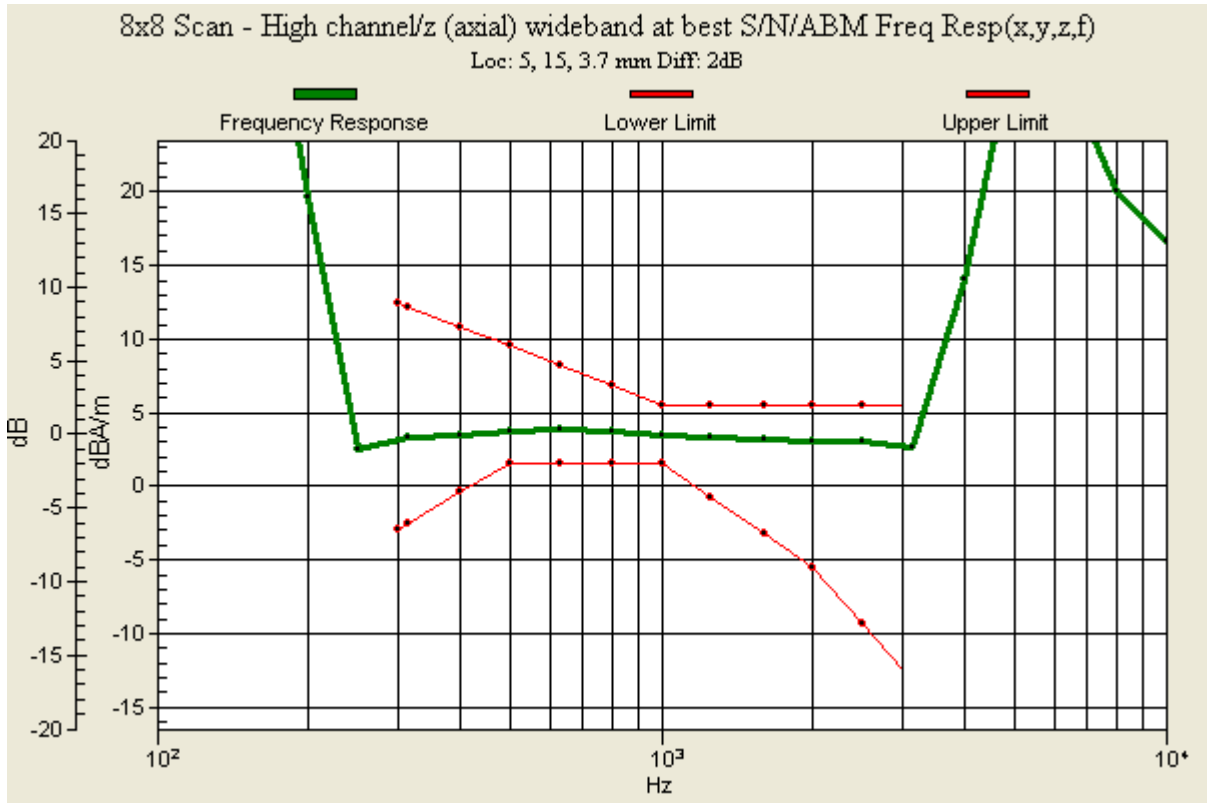
Report No
RTS-6046-1307-27


FCC ID
L6ARFX101LW









	Document Hearing Aid Compatibility Audio Band Magnetic (ABM) T-Coil Test Report for BlackBerry® Smartphone model RFX101LW		Page 31(98)
	Author Data Daoud Attayi	Dates of Test June 12-13, 2013	Report No RTS-6046-1307-27

Date/Time: 6/13/2013 9:32:09 AM

Test Laboratory: RIM Testing Services

HAC T-Coil_ABM_GSM 1900_radial T

DUT: BlackBerry Smartphone; Type: Sample ; Serial: 333E286B

Communication System: UID 0 - n/a, GSM 1900; Frequency: 1850.2 MHz, Frequency: 1880 MHz,
Frequency: 1909.8 MHz

Medium parameters used: $\sigma = 0$ S/m, $\epsilon_r = 1$; $\rho = 0$ kg/m³

Phantom section: TCoil Section

Measurement Standard: DASYS (IEEE/IEC/ANSI C63.19-2011)

DASY Configuration:

- Probe: AM1DV3 - 3062; ; Calibrated: 1/10/2013
- Sensor-Surface: 0mm (Fix Surface), z = 3.0
- Electronics: DAE4 Sn881; Calibrated: 1/14/2013
- Phantom: HAC RF Test Arch with AMCC; Type: SD HAC P01 BA;
- DASYS2 52.8.6(1115); SEMCAD X 14.6.9(7117)

T-Coil scan_GSM1900/General Scan - Low channel/y (transversal) 5.0mm 50 x 50/ABM

SNR(x,y,z) (11x11x1): Measurement grid: dx=10mm, dy=10mm

Signal Type: Audio File (.wav) 48k_voice_1kHz_1s.wav


Output Gain: 35.28

Measure Window Start: 300ms

Measure Window Length: 1000ms

BWC applied: 0.16 dB

Device Reference Point: 0, 0, -6.3 mm

	Document Hearing Aid Compatibility Audio Band Magnetic (ABM) T-Coil Test Report for BlackBerry® Smartphone model RFX101LW		Page 32(98)
	Author Data Daoud Attayi	Dates of Test June 12-13, 2013	Report No RTS-6046-1307-27

T-Coil scan_GSM1900/General Scan - Low channel/y (transversal) 2mm 8 x 8/ABM SNR(x,y,z) (5x5x1): Measurement grid: dx=10mm, dy=10mm

Signal Type: Audio File (.wav) 48k_voice_1kHz_1s.wav

Output Gain: 35.28

Measure Window Start: 300ms

Measure Window Length: 1000ms

BWC applied: 0.16 dB

Device Reference Point: 0, 0, -6.3 mm

Cursor:

ABM1/ABM2 = 42.22 dB

ABM1 comp = -7.87 dBA/m

BWC Factor = 0.16 dB

Location: -2, 27, 4.4 mm

T-Coil scan_GSM1900/8x8 Scan - Mid channel/y (transversal) 2mm 8 x 8/ABM SNR(x,y,z) (5x5x1): Measurement grid: dx=10mm, dy=10mm

Signal Type: Audio File (.wav) 48k_voice_1kHz_1s.wav

Output Gain: 35.28

Measure Window Start: 300ms

Measure Window Length: 1000ms

BWC applied: 0.16 dB

Device Reference Point: 0, 0, -6.3 mm

Cursor:

ABM1/ABM2 = 43.30 dB

ABM1 comp = -6.57 dBA/m

BWC Factor = 0.16 dB

Location: 0, 27, 4.4 mm

T-Coil scan_GSM1900/8x8 Scan - High channel/y (transversal) 2mm 8 x 8/ABM SNR(x,y,z) (5x5x1): Measurement grid: dx=10mm, dy=10mm

Signal Type: Audio File (.wav) 48k_voice_1kHz_1s.wav

Output Gain: 35.28


Measure Window Start: 300ms


Measure Window Length: 1000ms

BWC applied: 0.16 dB

Device Reference Point: 0, 0, -6.3 mm

Cursor:
 ABM1/ABM2 = 42.44 dB
 ABM1 comp = -6.58 dBA/m
 BWC Factor = 0.16 dB
 Location: 0, 27, 4.4 mm



	Document Hearing Aid Compatibility Audio Band Magnetic (ABM) T-Coil Test Report for BlackBerry® Smartphone model RFX101LW		Page 34(98)
	Author Data Daoud Attayi	Dates of Test June 12-13, 2013	Report No RTS-6046-1307-27

Date/Time: 6/13/2013 3:32:01 AM

Test Laboratory: RIM Testing Services

HAC T-Coil_ABM_UMTS_V_Axial

DUT: BlackBerry Smartphone; Type: Sample ; Serial: 333E286B

Communication System: UID 0 - n/a, WCDMA FDD V; Frequency: 826.4 MHz, Frequency: 836.4 MHz,
Frequency: 846.6 MHz

Medium parameters used: $\sigma = 0$ S/m, $\epsilon_r = 1$; $\rho = 0$ kg/m³

Phantom section: TCoil Section

Measurement Standard: DASYS (IEEE/IEC/ANSI C63.19-2011)

DASY Configuration:

- Probe: AM1DV3 - 3062; ; Calibrated: 1/12/2012
- Sensor-Surface: 0mm (Fix Surface), z = 3.0
- Electronics: DAE4 Sn881; Calibrated: 1/14/2013
- Phantom: HAC RF Test Arch with AMCC; Type: SD HAC P01 BA;
- DASYS2 52.8.6(1115); SEMCAD X 14.6.9(7117)

T-Coil scan_UMTS_Band_V/General Scan - Low channel/z (axial) 5.0mm 50 x 50/ABM

SNR(x,y,z) (11x11x1): Measurement grid: dx=10mm, dy=10mm

Signal Type: Audio File (.wav) 48k_voice_1kHz_1s.wav


Output Gain: 35.28

Measure Window Start: 300ms

Measure Window Length: 1000ms

BWC applied: 0.16 dB

Device Reference Point: 0, 0, -6.3 mm

	Document Hearing Aid Compatibility Audio Band Magnetic (ABM) T-Coil Test Report for BlackBerry® Smartphone model RFX101LW		Page 35(98)
	Author Data Daoud Attayi	Dates of Test June 12-13, 2013	Report No RTS-6046-1307-27

T-Coil scan_UMTS_Band_V/General Scan - Low channel/z (axial) 2mm 8 x 8/ABM SNR(x,y,z) (5x5x1): Measurement grid: dx=10mm, dy=10mm

Signal Type: Audio File (.wav) 48k_voice_1kHz_1s.wav

Output Gain: 35.28

Measure Window Start: 300ms

Measure Window Length: 1000ms

BWC applied: 0.16 dB

Device Reference Point: 0, 0, -6.3 mm

Cursor:

ABM1/ABM2 = 53.78 dB

ABM1 comp = 2.37 dBA/m

BWC Factor = 0.16 dB

Location: 3, 18, 4.4 mm

T-Coil scan_UMTS_Band_V/General Scan - Low channel/z (axial) wideband at best S/N probe AM1DV2/ABM Freq Resp(x,y,z,f) (1x1x1): Measurement grid:

dx=10mm, dy=10mm

Signal Type: Audio File (.wav) 48k_voice_300-3000_2s.wav

Output Gain: 69.12

Measure Window Start: 300ms

Measure Window Length: 6000ms

BWC applied: 10.80 dB

Device Reference Point: 0, 0, -6.3 mm

Cursor:

Diff = 2.00 dB

BWC Factor = 10.80 dB

Location: 5, 20, 3.7 mm

T-Coil scan_UMTS_Band_V/8x8 Scan - Mid channel/z (axial) 2mm 8 x 8/ABM SNR(x,y,z) (5x5x1): Measurement grid: dx=10mm, dy=10mm

Signal Type: Audio File (.wav) 48k_voice_1kHz_1s.wav


Output Gain: 35.28

Measure Window Start: 300ms

Measure Window Length: 1000ms

BWC applied: 0.16 dB

Device Reference Point: 0, 0, -6.3 mm

	Document Hearing Aid Compatibility Audio Band Magnetic (ABM) T-Coil Test Report for BlackBerry® Smartphone model RFX101LW		Page 36(98)
	Author Data Daoud Attayi	Dates of Test June 12-13, 2013	Report No RTS-6046-1307-27

Cursor:

ABM1/ABM2 = 53.63 dB
ABM1 comp = 1.68 dBA/m
BWC Factor = 0.16 dB
Location: 3, 20, 4.4 mm

T-Coil scan_UMTS_Band_V/8x8 Scan - Mid channel/z (axial) wideband at best S/N/ABM Freq Resp(x,y,z,f) (1x1x1): Measurement grid: dx=10mm, dy=10mm

Signal Type: Audio File (.wav) 48k_voice_300-3000_2s.wav
Output Gain: 69.12
Measure Window Start: 300ms
Measure Window Length: 6000ms
BWC applied: 10.80 dB
Device Reference Point: 0, 0, -6.3 mm

T-Coil scan_UMTS_Band_V/8x8 Scan - High channel/z (axial) 2mm 8 x 8/ABM SNR(x,y,z) (5x5x1): Measurement grid: dx=10mm, dy=10mm

Signal Type: Audio File (.wav) 48k_voice_1kHz_1s.wav
Output Gain: 35.28
Measure Window Start: 300ms
Measure Window Length: 1000ms
BWC applied: 0.16 dB
Device Reference Point: 0, 0, -6.3 mm

Cursor:

ABM1/ABM2 = 53.67 dB
ABM1 comp = 2.40 dBA/m
BWC Factor = 0.16 dB
Location: 3, 18, 4.4 mm

T-Coil scan_UMTS_Band_V/8x8 Scan - High channel/z (axial) wideband at best S/N 2/ABM Freq Resp(x,y,z,f) (1x1x1): Measurement grid: dx=10mm, dy=10mm


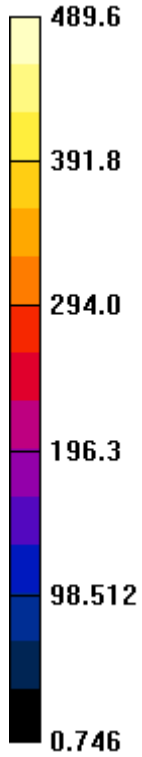
Signal Type: Audio File (.wav) 48k_voice_300-3000_2s.wav
Output Gain: 69.12
Measure Window Start: 300ms
Measure Window Length: 6000ms
BWC applied: 10.80 dB
Device Reference Point: 0, 0, -6.3 mm

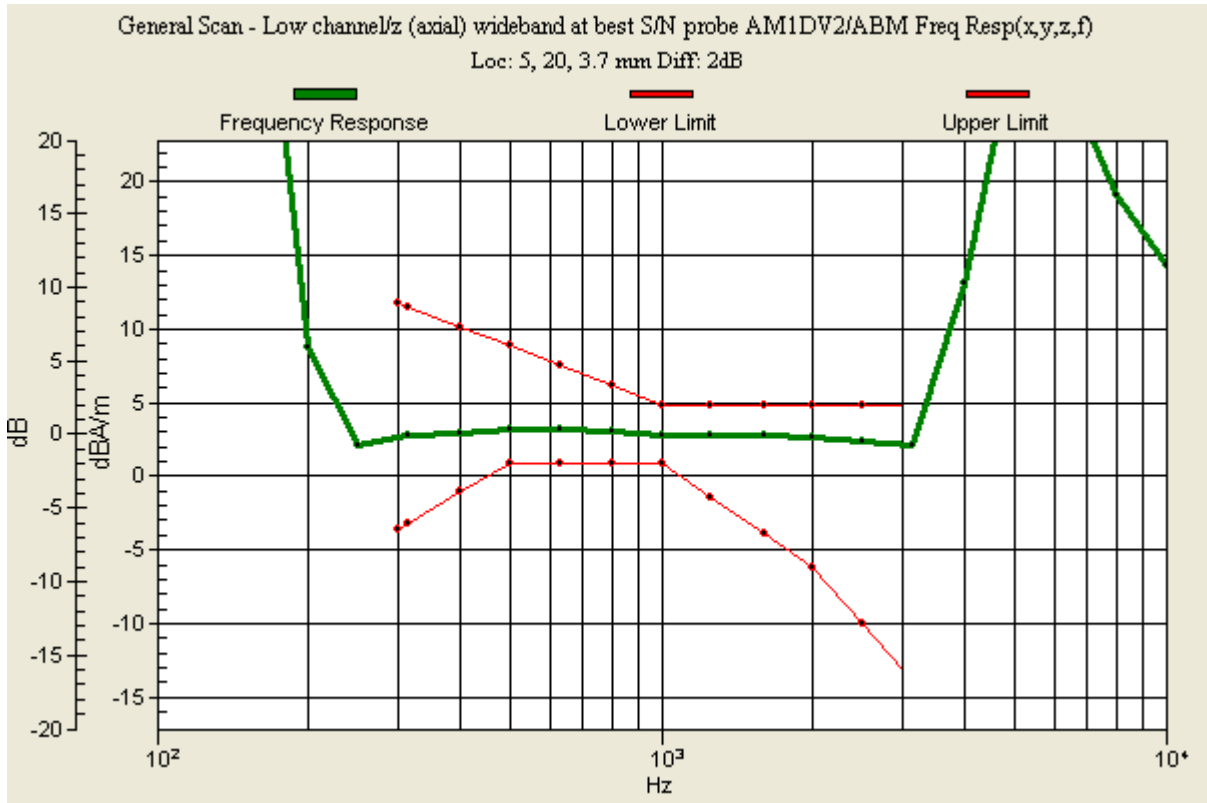
Author Data
Daoud Attayi

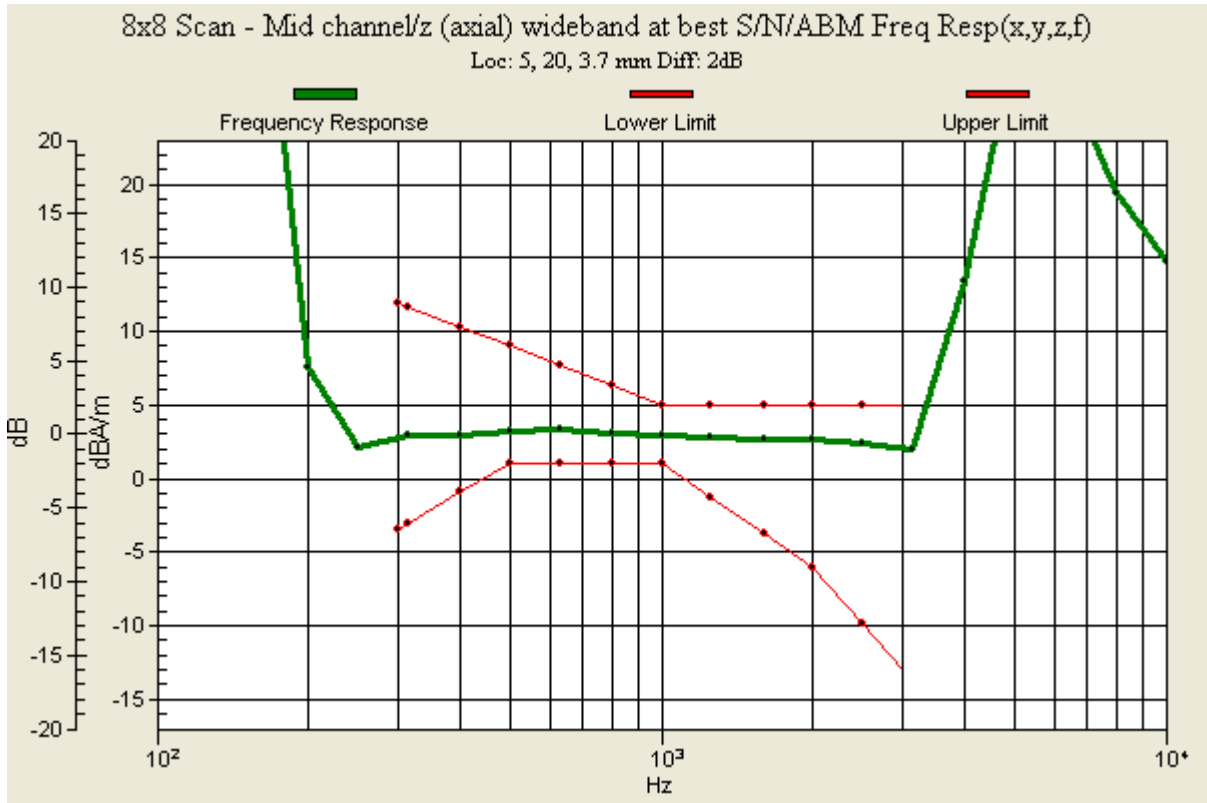
Dates of Test
June 12-13, 2013

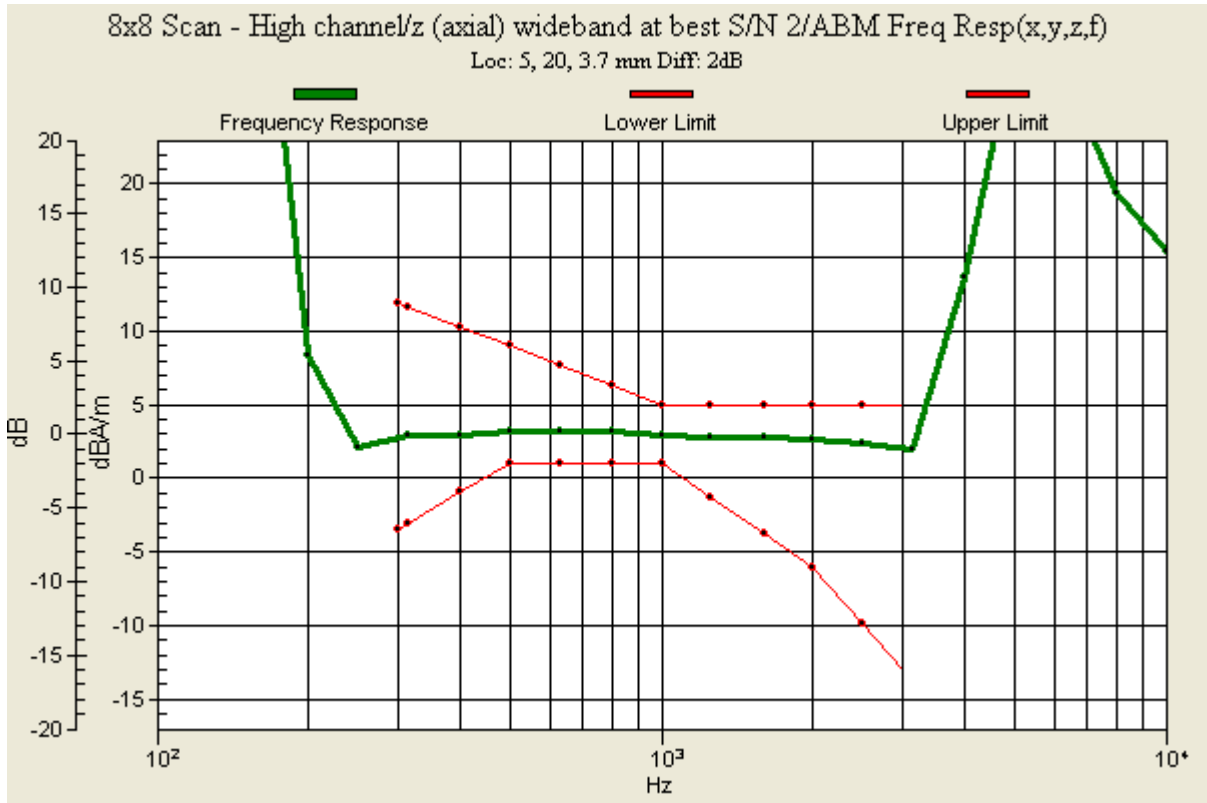
Report No
RTS-6046-1307-27


FCC ID
L6ARFX101LW









	Document Hearing Aid Compatibility Audio Band Magnetic (ABM) T-Coil Test Report for BlackBerry® Smartphone model RFX101LW		Page 41(98)
	Author Data Daoud Attayi	Dates of Test June 12-13, 2013	Report No RTS-6046-1307-27

Date/Time: 6/13/2013 3:45:06 AM

Test Laboratory: RIM Testing Services

HAC T-Coil_ABM_UMTS_V_Radial-T

DUT: BlackBerry Smartphone; Type: Sample ; Serial: 333E286B

Communication System: UID 0 - n/a, WCDMA FDD V; Frequency: 826.4 MHz, Frequency: 836.4 MHz, Frequency: 846.6 MHz

Medium parameters used: $\sigma = 0$ S/m, $\epsilon_r = 1$; $\rho = 0$ kg/m³

Phantom section: TCoil Section

Measurement Standard: DASYS (IEEE/IEC/ANSI C63.19-2011)

DASY Configuration:

- Probe: AM1DV3 - 3062; ; Calibrated: 1/12/2012
- Sensor-Surface: 0mm (Fix Surface), z = 3.0
- Electronics: DAE4 Sn881; Calibrated: 1/14/2013
- Phantom: HAC RF Test Arch with AMCC; Type: SD HAC P01 BA;
- DASYS2 52.8.6(1115); SEMCAD X 14.6.9(7117)

T-Coil scan_UMTS_Band_V/General Scan - Low channel/y (transversal) 5.0mm 50 x

50/ABM SNR(x,y,z) (11x11x1): Measurement grid: dx=10mm, dy=10mm

Signal Type: Audio File (.wav) 48k_voice_1kHz_1s.wav

Output Gain: 35.28

Measure Window Start: 300ms

Measure Window Length: 1000ms

BWC applied: 0.16 dB

Device Reference Point: 0, 0, -6.3 mm

T-Coil scan_UMTS_Band_V/General Scan - Low channel/y (transversal)

2mm 8 x 8/ABM SNR(x,y,z) (5x5x1): Measurement grid: dx=10mm, dy=10mm

Signal Type: Audio File (.wav) 48k_voice_1kHz_1s.wav


Output Gain: 35.28

Measure Window Start: 300ms

Measure Window Length: 1000ms

BWC applied: 0.16 dB

Device Reference Point: 0, 0, -6.3 mm

	Document Hearing Aid Compatibility Audio Band Magnetic (ABM) T-Coil Test Report for BlackBerry® Smartphone model RFX101LW		Page 42(98)
	Author Data Daoud Attayi	Dates of Test June 12-13, 2013	Report No RTS-6046-1307-27

Cursor:

ABM1/ABM2 = 48.18 dB
ABM1 comp = -5.15 dBA/m
BWC Factor = 0.16 dB
Location: 5, 27, 4.4 mm

T-Coil scan UMTS_Band_V/8x8 Scan - Mid channel/y (transversal) 2mm 8 x 8/ABM SNR(x,y,z) (5x5x1): Measurement grid: dx=10mm, dy=10mm

Signal Type: Audio File (.wav) 48k_voice_1kHz_1s.wav
Output Gain: 35.28
Measure Window Start: 300ms
Measure Window Length: 1000ms
BWC applied: 0.16 dB
Device Reference Point: 0, 0, -6.3 mm

Cursor:

ABM1/ABM2 = 48.03 dB
ABM1 comp = -5.52 dBA/m
BWC Factor = 0.16 dB
Location: 3, 27, 4.4 mm

T-Coil scan UMTS_Band_V/8x8 Scan - High channel/y (transversal) 2mm 8 x 8/ABM SNR(x,y,z) (5x5x1): Measurement grid: dx=10mm, dy=10mm

Signal Type: Audio File (.wav) 48k_voice_1kHz_1s.wav
Output Gain: 35.28
Measure Window Start: 300ms
Measure Window Length: 1000ms
BWC applied: 0.16 dB
Device Reference Point: 0, 0, -6.3 mm

Cursor:


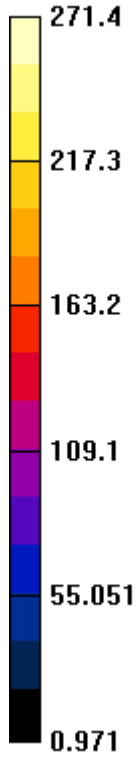
ABM1/ABM2 = 48.00 dB
ABM1 comp = -5.56 dBA/m
BWC Factor = 0.16 dB
Location: 3, 27, 4.4 mm


Author Data
Daoud Attayi

Dates of Test
June 12-13, 2013

Report No
RTS-6046-1307-27

FCC ID
L6ARFX101LW



	Document Hearing Aid Compatibility Audio Band Magnetic (ABM) T-Coil Test Report for BlackBerry® Smartphone model RFX101LW		Page 44(98)
	Author Data Daoud Attayi	Dates of Test June 12-13, 2013	Report No RTS-6046-1307-27

Date/Time: 6/13/2013 2:34:41 AM

Test Laboratory: RIM Testing Services

HAC T-Coil_ABM_UMTS_II_Axial

DUT: BlackBerry Smartphone; Type: Sample ; Serial: 333E286B

Communication System: UID 0 - n/a, WCDMA FDD II; Frequency: 1852.4 MHz, Frequency: 1880 MHz,
Frequency: 1907.6 MHz

Medium parameters used: $\sigma = 0$ S/m, $\epsilon_r = 1$; $\rho = 0$ kg/m³

Phantom section: TCoil Section

Measurement Standard: DASYS (IEEE/IEC/ANSI C63.19-2011)

DASY Configuration:

- Probe: AM1DV3 - 3062; ; Calibrated: 1/12/2012
- Sensor-Surface: 0mm (Fix Surface), z = 3.0
- Electronics: DAE4 Sn881; Calibrated: 1/14/2013
- Phantom: HAC RF Test Arch with AMCC; Type: SD HAC P01 BA; Serial: **Not Specified**
- DASYS2 52.8.6(1115); SEMCAD X 14.6.9(7117)

T-Coil scan_UMTS_Band_II/General Scan - Low channel/z (axial) 5.0mm 50 x 50/ABM

SNR(x,y,z) (11x11x1): Measurement grid: dx=10mm, dy=10mm

Signal Type: Audio File (.wav) 48k_voice_1kHz_1s.wav


Output Gain: 35.28

Measure Window Start: 300ms

Measure Window Length: 1000ms

BWC applied: 0.16 dB

Device Reference Point: 0, 0, -6.3 mm

	Document Hearing Aid Compatibility Audio Band Magnetic (ABM) T-Coil Test Report for BlackBerry® Smartphone model RFX101LW		Page 45(98)
	Author Data Daoud Attayi	Dates of Test June 12-13, 2013	Report No RTS-6046-1307-27

T-Coil scan_UMTS_Band_II/General Scan - Low channel/z (axial) 2mm 8 x 8/ABM SNR(x,y,z) (5x5x1): Measurement grid: dx=10mm, dy=10mm

Signal Type: Audio File (.wav) 48k_voice_1kHz_1s.wav

Output Gain: 35.28

Measure Window Start: 300ms

Measure Window Length: 1000ms

BWC applied: 0.16 dB

Device Reference Point: 0, 0, -6.3 mm

Cursor:

ABM1/ABM2 = 54.19 dB

ABM1 comp = 2.72 dBA/m

BWC Factor = 0.16 dB

Location: 3, 18, 4.4 mm

T-Coil scan_UMTS_Band_II/General Scan - Low channel/z (axial) wideband at best S/N_probe AM1DV2/ABM Freq Resp(x,y,z,f) (1x1x1): Measurement grid:

dx=10mm, dy=10mm

Signal Type: Audio File (.wav) 48k_voice_300-3000_2s.wav

Output Gain: 69.12

Measure Window Start: 300ms

Measure Window Length: 6000ms

BWC applied: 10.80 dB

Device Reference Point: 0, 0, -6.3 mm

Cursor:

Diff = 2.00 dB

BWC Factor = 10.80 dB

Location: 5, 20, 3.7 mm

T-Coil scan_UMTS_Band_II/8x8 Scan - Mid channel/z (axial) 2mm 8 x 8/ABM SNR(x,y,z) (5x5x1): Measurement grid: dx=10mm, dy=10mm

Signal Type: Audio File (.wav) 48k_voice_1kHz_1s.wav


Output Gain: 35.28

Measure Window Start: 300ms

Measure Window Length: 1000ms

BWC applied: 0.16 dB

Device Reference Point: 0, 0, -6.3 mm

	Document Hearing Aid Compatibility Audio Band Magnetic (ABM) T-Coil Test Report for BlackBerry® Smartphone model RFX101LW		Page 46(98)
	Author Data Daoud Attayi	Dates of Test June 12-13, 2013	Report No RTS-6046-1307-27

Cursor:

ABM1/ABM2 = 53.91 dB
ABM1 comp = 2.64 dBA/m
BWC Factor = 0.16 dB
Location: 3, 18, 4.4 mm

T-Coil scan_UMTS_Band_II/8x8 Scan - Mid channel/z (axial) wideband at best S/N/ABM Freq Resp(x,y,z,f) (1x1x1): Measurement grid: dx=10mm, dy=10mm

Signal Type: Audio File (.wav) 48k_voice_300-3000_2s.wav
Output Gain: 69.12
Measure Window Start: 300ms
Measure Window Length: 6000ms
BWC applied: 10.80 dB
Device Reference Point: 0, 0, -6.3 mm

T-Coil scan_UMTS_Band_II/8x8 Scan - High channel/z (axial) 2mm 8 x 8/ABM SNR(x,y,z) (5x5x1): Measurement grid: dx=10mm, dy=10mm

Signal Type: Audio File (.wav) 48k_voice_1kHz_1s.wav
Output Gain: 35.28
Measure Window Start: 300ms
Measure Window Length: 1000ms
BWC applied: 0.16 dB
Device Reference Point: 0, 0, -6.3 mm

Cursor:

ABM1/ABM2 = 53.88 dB
ABM1 comp = 2.63 dBA/m
BWC Factor = 0.16 dB
Location: 3, 18, 4.4 mm

T-Coil scan_UMTS_Band_II/8x8 Scan - High channel/z (axial) wideband at best S/N 2/ABM Freq Resp(x,y,z,f) (1x1x1): Measurement grid: dx=10mm, dy=10mm


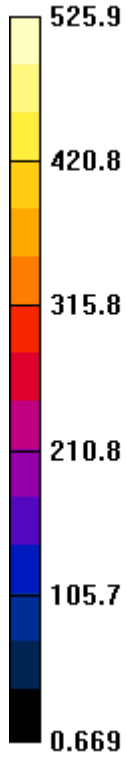
Signal Type: Audio File (.wav) 48k_voice_300-3000_2s.wav
Output Gain: 69.12
Measure Window Start: 300ms
Measure Window Length: 6000ms
BWC applied: 10.80 dB
Device Reference Point: 0, 0, -6.3 mm

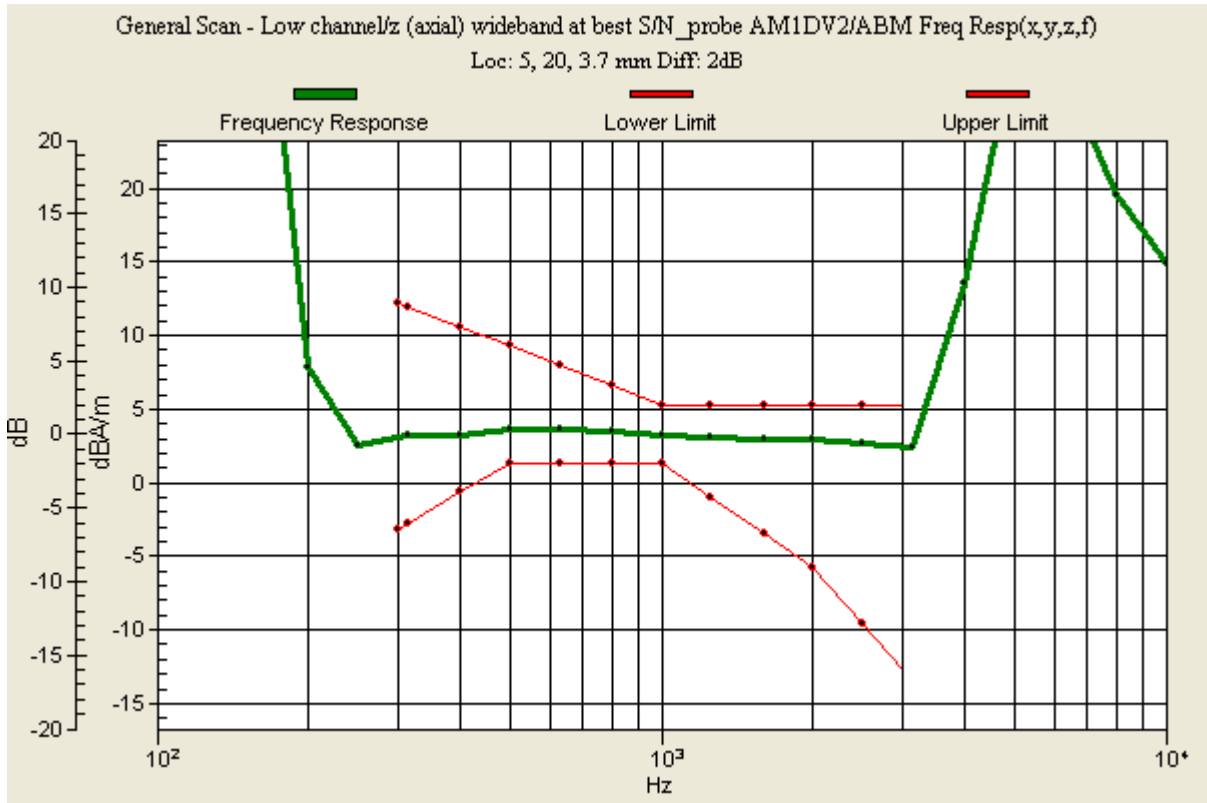
Author Data
Daoud Attayi

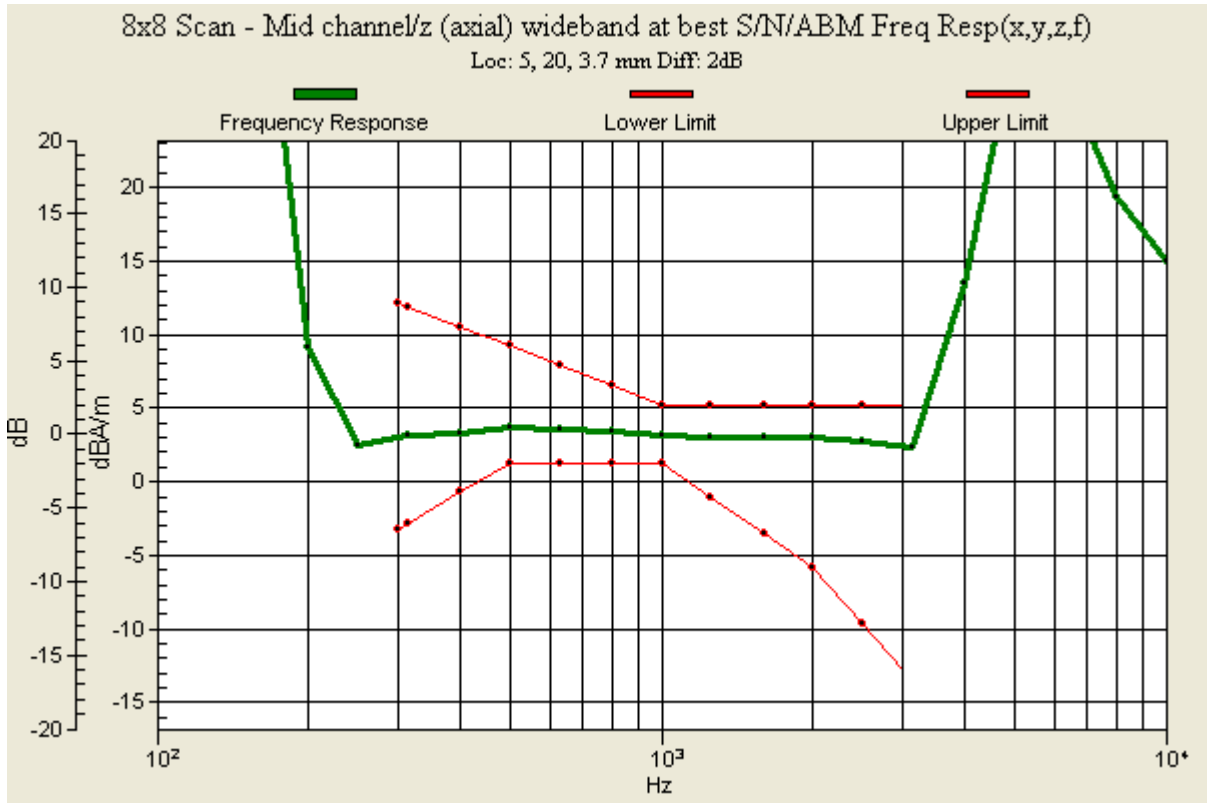
Dates of Test
June 12-13, 2013

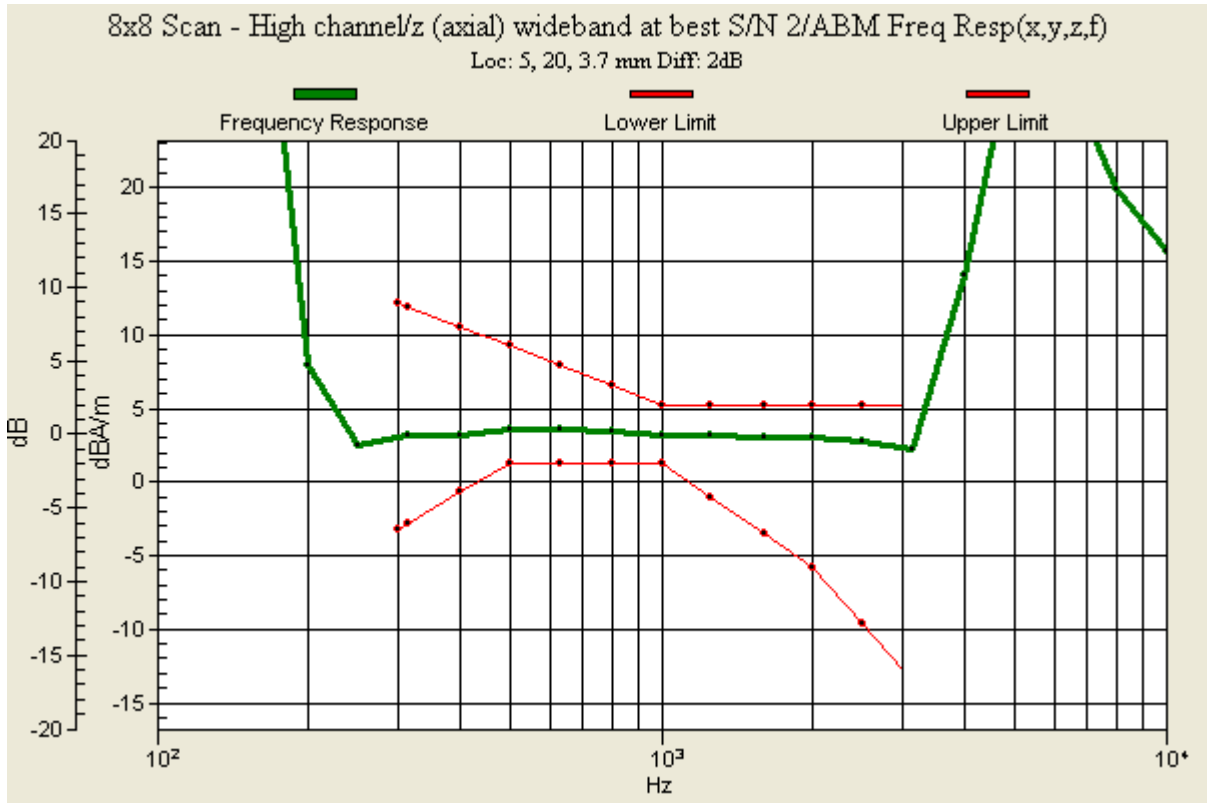
Report No
RTS-6046-1307-27


FCC ID
L6ARFX101LW









	Document Hearing Aid Compatibility Audio Band Magnetic (ABM) T-Coil Test Report for BlackBerry® Smartphone model RFX101LW		Page 51(98)
	Author Data Daoud Attayi	Dates of Test June 12-13, 2013	Report No RTS-6046-1307-27

Date/Time: 6/13/2013 2:47:47 AM

Test Laboratory: RIM Testing Services

HAC T-Coil_ABM_UMTS_II_Radial-T

DUT: BlackBerry Smartphone; Type: Sample ; Serial: 333E286B

Communication System: UID 0 - n/a, WCDMA FDD II; Frequency: 1852.4 MHz, Frequency: 1880 MHz,
Frequency: 1907.6 MHz

Medium parameters used: $\sigma = 0$ S/m, $\epsilon_r = 1$; $\rho = 0$ kg/m³

Phantom section: TCoil Section

Measurement Standard: DASYS (IEEE/IEC/ANSI C63.19-2011)

DASY Configuration:

- Probe: AM1DV3 - 3062; ; Calibrated: 1/12/2012
- Sensor-Surface: 0mm (Fix Surface), z = 3.0
- Electronics: DAE4 Sn881; Calibrated: 1/14/2013
- Phantom: HAC RF Test Arch with AMCC; Type: SD HAC P01 BA; Serial: **Not Specified**
- DASYS2 52.8.6(1115); SEMCAD X 14.6.9(7117)

T-Coil scan_UMTS_Band_II/General Scan - Low channel/y (transversal) 5.0mm 50 x

50/ABM SNR(x,y,z) (11x11x1): Measurement grid: dx=10mm, dy=10mm

Signal Type: Audio File (.wav) 48k_voice_1kHz_1s.wav


Output Gain: 35.28

Measure Window Start: 300ms

Measure Window Length: 1000ms

BWC applied: 0.16 dB

Device Reference Point: 0, 0, -6.3 mm

	Document Hearing Aid Compatibility Audio Band Magnetic (ABM) T-Coil Test Report for BlackBerry® Smartphone model RFX101LW		Page 52(98)
	Author Data Daoud Attayi	Dates of Test June 12-13, 2013	Report No RTS-6046-1307-27

T-Coil scan_UMTS_Band_II/General Scan - Low channel/y (transversal)

2mm 8 x 8/ABM SNR(x,y,z) (5x5x1): Measurement grid: dx=10mm, dy=10mm

Signal Type: Audio File (.wav) 48k_voice_1kHz_1s.wav

Output Gain: 35.28

Measure Window Start: 300ms

Measure Window Length: 1000ms

BWC applied: 0.16 dB

Device Reference Point: 0, 0, -6.3 mm

Cursor:

ABM1/ABM2 = 48.35 dB

ABM1 comp = -5.22 dBA/m

BWC Factor = 0.16 dB

Location: 3, 27, 4.4 mm

T-Coil scan_UMTS_Band_II/8x8 Scan - Mid channel/y (transversal) 2mm 8 x

8/ABM SNR(x,y,z) (5x5x1): Measurement grid: dx=10mm, dy=10mm

Signal Type: Audio File (.wav) 48k_voice_1kHz_1s.wav

Output Gain: 35.28

Measure Window Start: 300ms

Measure Window Length: 1000ms

BWC applied: 0.16 dB

Device Reference Point: 0, 0, -6.3 mm

Cursor:

ABM1/ABM2 = 48.32 dB

ABM1 comp = -5.30 dBA/m

BWC Factor = 0.16 dB

Location: 3, 27, 4.4 mm

T-Coil scan_UMTS_Band_II/8x8 Scan - High channel/y (transversal) 2mm 8

x 8/ABM SNR(x,y,z) (5x5x1): Measurement grid: dx=10mm, dy=10mm

Signal Type: Audio File (.wav) 48k_voice_1kHz_1s.wav

Output Gain: 35.28

Measure Window Start: 300ms

Measure Window Length: 1000ms

BWC applied: 0.16 dB

Device Reference Point: 0, 0, -6.3 mm

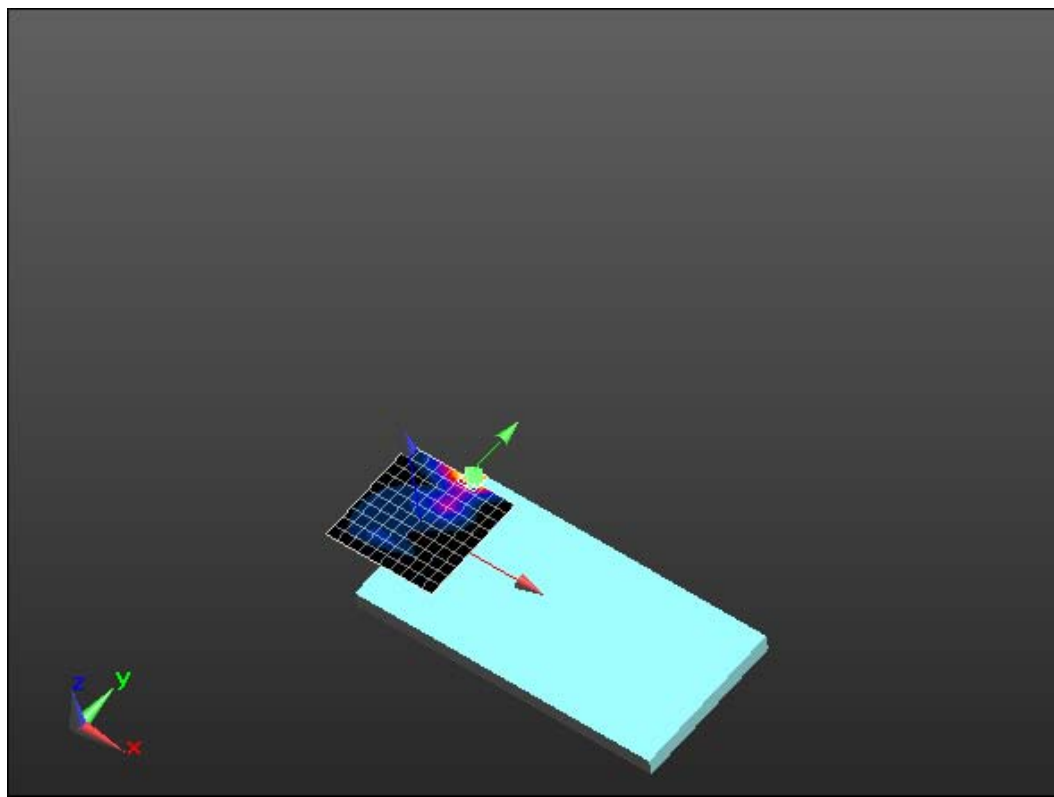
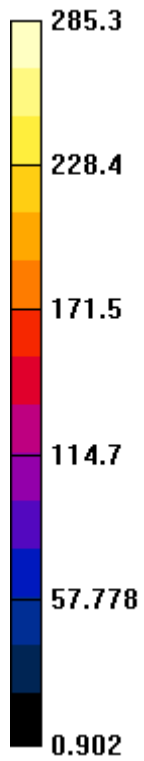
Cursor:


ABM1/ABM2 = 48.24 dB

ABM1 comp = -4.96 dBA/m

BWC Factor = 0.16 dB

Location: 5, 27, 4.4 mm



	Document Hearing Aid Compatibility Audio Band Magnetic (ABM) T-Coil Test Report for BlackBerry® Smartphone model RFX101LW		Page 54(98)
	Author Data Daoud Attayi	Dates of Test June 12-13, 2013	Report No RTS-6046-1307-27

Date/Time: 6/13/2013 9:00:37 PM

Test Laboratory: RIM Testing Services

HAC T-Coil_ABM_CDMA850_Axial

DUT: BlackBerry Smartphone; Type: Sample ; Serial: 333E286B

Communication System: UID 0 - n/a, CDMA 850 1/8th Rate; Frequency: 824.7 MHz, Frequency: 836.52 MHz, Frequency: 848.52 MHz

Medium parameters used: $\sigma = 0$ S/m, $\epsilon_r = 1$; $\rho = 0$ kg/m³

Phantom section: TCoil Section

Measurement Standard: DASYS (IEEE/IEC/ANSI C63.19-2011)

DASY Configuration:

- Probe: AM1DV3 - 3062; ; Calibrated: 1/10/2013
- Sensor-Surface: 0mm (Fix Surface), z = 3.0
- Electronics: DAE4 Sn881; Calibrated: 1/14/2013
- Phantom: HAC RF Test Arch with AMCC; Type: SD HAC P01 BA
- DASYS2 52.8.6(1115); SEMCAD X 14.6.9(7117)

T-Coil scan_CDMA850_BC0/General Scan - Low channel/z (axial) 5.0mm 50 x 50/ABM

SNR(x,y,z) (11x11x1): Measurement grid: dx=10mm, dy=10mm

Signal Type: Audio File (.wav) 48k_voice_1kHz_1s.wav


Output Gain: 28.03

Measure Window Start: 300ms

Measure Window Length: 1000ms

BWC applied: 0.16 dB

Device Reference Point: 0, 0, -6.3 mm

	Document Hearing Aid Compatibility Audio Band Magnetic (ABM) T-Coil Test Report for BlackBerry® Smartphone model RFX101LW		Page 55(98)
	Author Data Daoud Attayi	Dates of Test June 12-13, 2013	Report No RTS-6046-1307-27

T-Coil scan_CDMA850_BC0/General Scan - Low channel/z (axial) 2mm 8 x 8/ABM SNR(x,y,z) (5x5x1): Measurement grid: dx=10mm, dy=10mm

Signal Type: Audio File (.wav) 48k_voice_1kHz_1s.wav

Output Gain: 28.03

Measure Window Start: 300ms

Measure Window Length: 1000ms

BWC applied: 0.16 dB

Device Reference Point: 0, 0, -6.3 mm

Cursor:

ABM1/ABM2 = 43.32 dB

ABM1 comp = -3.26 dBA/m

BWC Factor = 0.16 dB

Location: 3, 18, 4.4 mm

T-Coil scan_CDMA850_BC0/General Scan - Low channel/z (axial) wideband at best/ABM Freq Resp(x,y,z,f) (1x1x1): Measurement grid: dx=10mm, dy=10mm

Signal Type: Audio File (.wav) 48k_voice_300-3000_2s.wav

Output Gain: 54.9

Measure Window Start: 300ms

Measure Window Length: 6000ms

BWC applied: 10.80 dB

Device Reference Point: 0, 0, -6.3 mm

Cursor:

Diff = 1.60 dB

BWC Factor = 10.80 dB

Location: 5, 20, 3.7 mm

T-Coil scan_CDMA850_BC0/8x8 Scan - Mid channel/z (axial) 2mm 8 x 8/ABM SNR(x,y,z) (5x5x1): Measurement grid: dx=10mm, dy=10mm

Signal Type: Audio File (.wav) 48k_voice_1kHz_1s.wav


Output Gain: 28.03

Measure Window Start: 300ms

Measure Window Length: 1000ms

BWC applied: 0.16 dB

Device Reference Point: 0, 0, -6.3 mm

	Document Hearing Aid Compatibility Audio Band Magnetic (ABM) T-Coil Test Report for BlackBerry® Smartphone model RFX101LW		Page 56(98)
	Author Data Daoud Attayi	Dates of Test June 12-13, 2013	Report No RTS-6046-1307-27

Cursor:

ABM1/ABM2 = 45.34 dB
ABM1 comp = -0.82 dBA/m
BWC Factor = 0.16 dB
Location: 5, 18, 4.4 mm

T-Coil scan_CDMA850_BC0/8x8 Scan - Mid channel/z (axial) wideband at best S/N/ABM Freq Resp(x,y,z,f) (1x1x1): Measurement grid: dx=10mm, dy=10mm

Signal Type: Audio File (.wav) 48k_voice_300-3000_2s.wav
Output Gain: 54.9
Measure Window Start: 300ms
Measure Window Length: 6000ms
BWC applied: 10.80 dB
Device Reference Point: 0, 0, -6.3 mm

Cursor:

Diff = 1.37 dB
BWC Factor = 10.80 dB
Location: 5, 20, 3.7 mm

T-Coil scan_CDMA850_BC0/8x8 Scan - High channel/z (axial) 2mm 8 x 8/ABM SNR(x,y,z) (5x5x1): Measurement grid: dx=10mm, dy=10mm

Signal Type: Audio File (.wav) 48k_voice_1kHz_1s.wav
Output Gain: 28.03
Measure Window Start: 300ms
Measure Window Length: 1000ms
BWC applied: 0.16 dB
Device Reference Point: 0, 0, -6.3 mm

Cursor:

ABM1/ABM2 = 44.20 dB
ABM1 comp = -2.49 dBA/m
BWC Factor = 0.16 dB
Location: 3, 18, 4.4 mm

T-Coil scan_CDMA850_BC0/8x8 Scan - High channel/z (axial) wideband at best S/N/ABM Freq Resp(x,y,z,f) (1x1x1): Measurement grid: dx=10mm, dy=10mm

Signal Type: Audio File (.wav) 48k_voice_300-3000_2s.wav
Output Gain: 54.9
Measure Window Start: 300ms
Measure Window Length: 6000ms
BWC applied: 10.81 dB
Device Reference Point: 0, 0, -6.3 mm

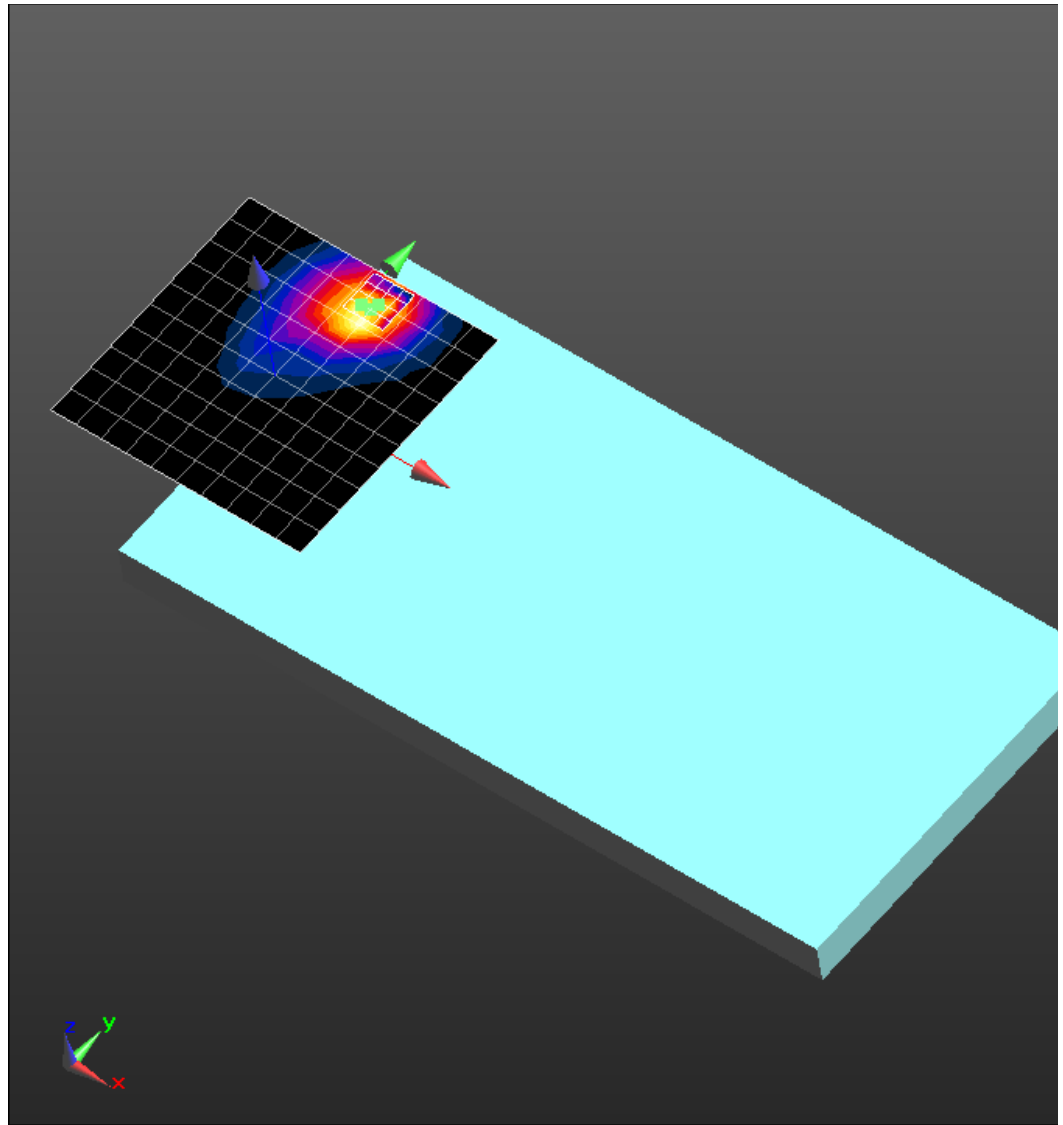
Author Data
Daoud Attayi

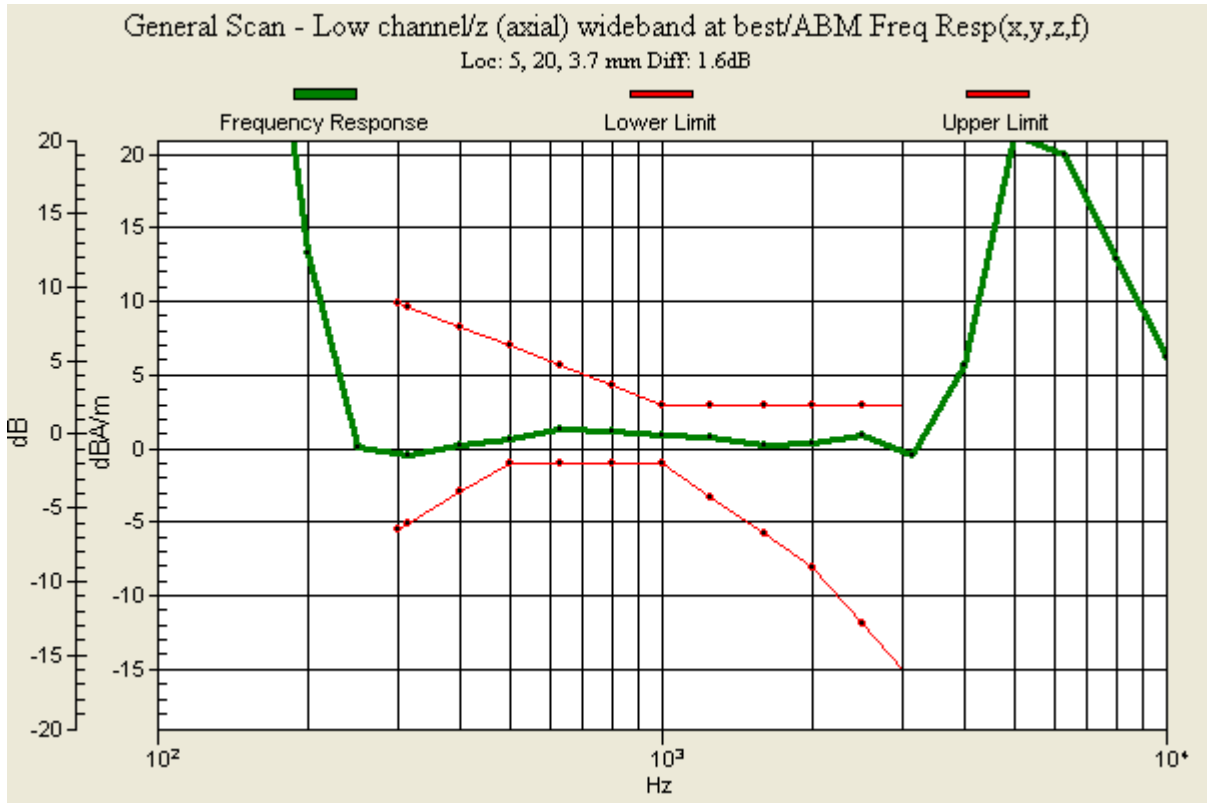
Dates of Test
June 12-13, 2013

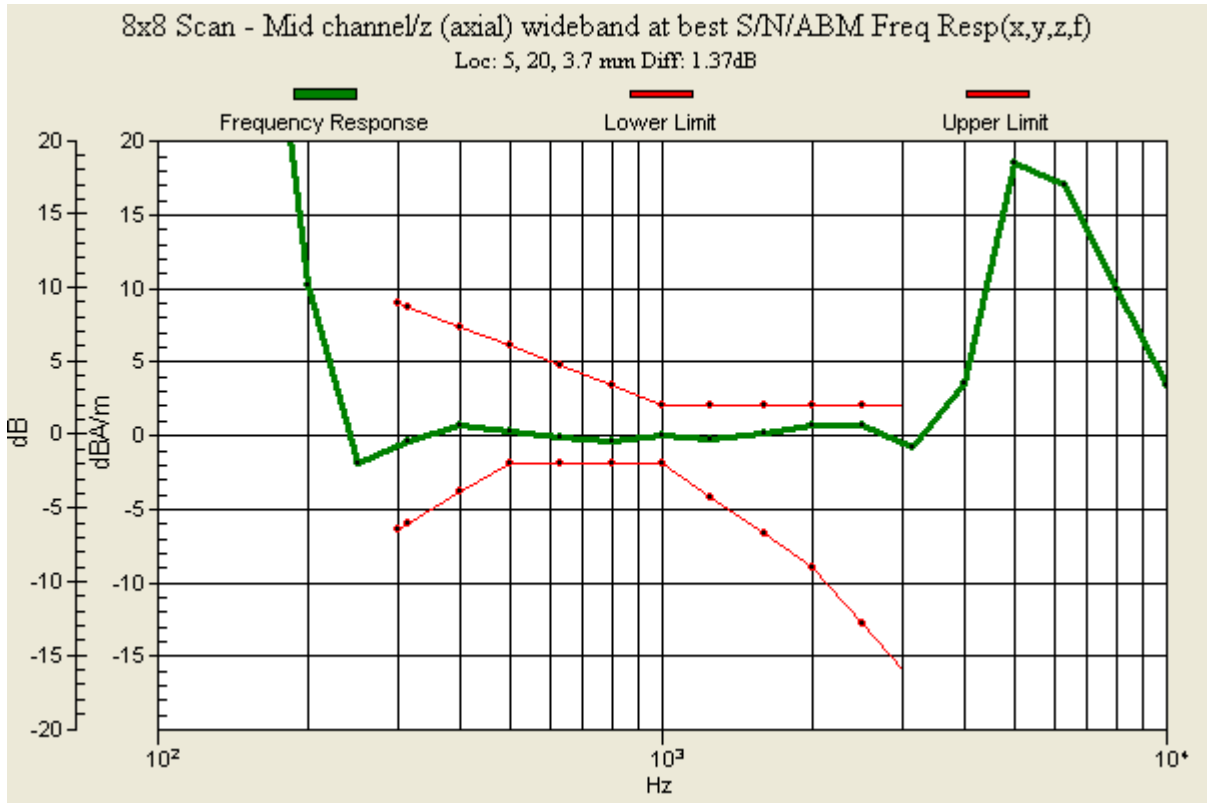
Report No
RTS-6046-1307-27

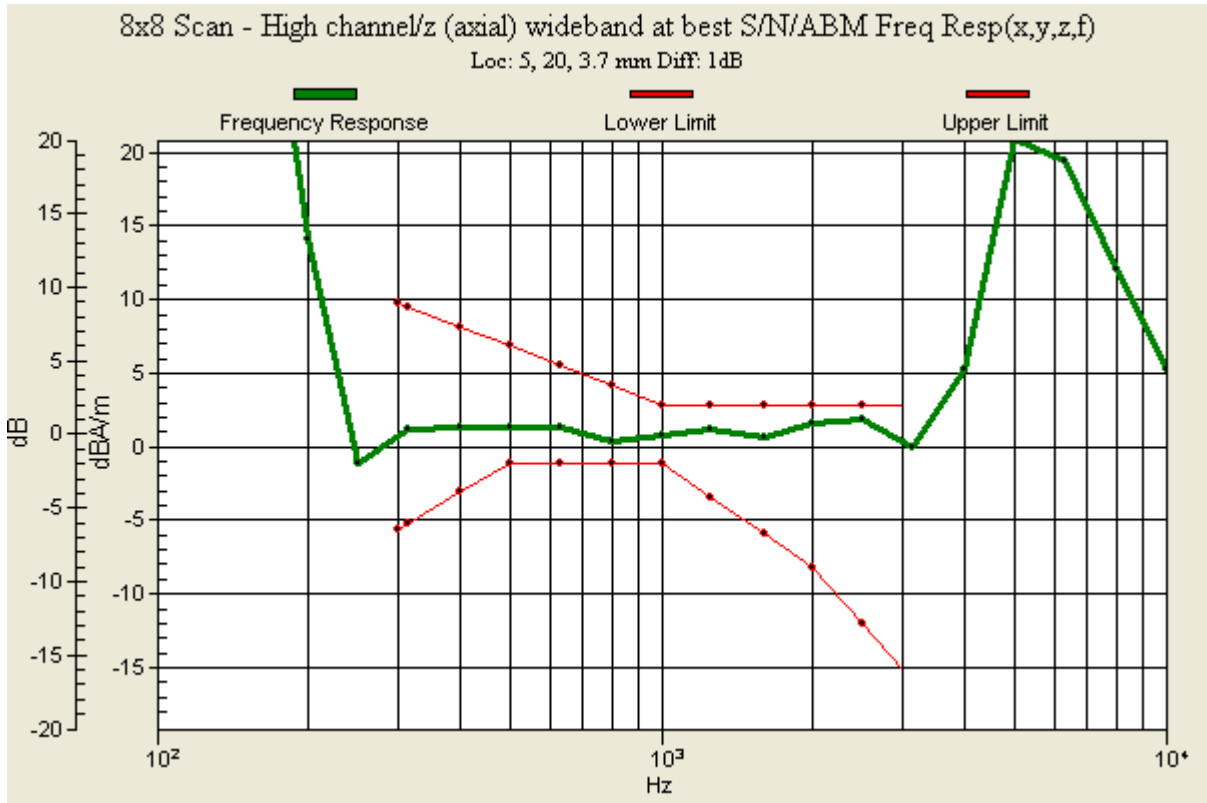
FCC ID
L6ARFX101LW


Cursor:
Diff = 1.00 dB
BWC Factor = 10.81 dB
Location: 5, 20, 3.7 mm









	Document Hearing Aid Compatibility Audio Band Magnetic (ABM) T-Coil Test Report for BlackBerry® Smartphone model RFX101LW		Page 61(98)
	Author Data Daoud Attayi	Dates of Test June 12-13, 2013	Report No RTS-6046-1307-27

Date/Time: 6/13/2013 9:13:42 PM

Test Laboratory: RIM Testing Services

HAC T-Coil_ABM_CDMA850_Radial_T

DUT: BlackBerry Smartphone; Type: Sample ; Serial: 333E286B

Communication System: UID 0 - n/a, CDMA 850 1/8th Rate; Frequency: 824.7 MHz, Frequency: 836.52 MHz, Frequency: 848.52 MHz

Medium parameters used: $\sigma = 0$ S/m, $\epsilon_r = 1$; $\rho = 0$ kg/m³

Phantom section: TCoil Section

Measurement Standard: DASYS (IEEE/IEC/ANSI C63.19-2011)

DASY Configuration:

- Probe: AM1DV3 - 3062; ; Calibrated: 1/10/2013
- Sensor-Surface: 0mm (Fix Surface), z = 3.0
- Electronics: DAE4 Sn881; Calibrated: 1/14/2013
- Phantom: HAC RF Test Arch with AMCC; Type: SD HAC P01 BA
- DASYS2 52.8.6(1115); SEMCAD X 14.6.9(7117)

T-Coil scan_CDMA850_BC0/General Scan - Low channel/y (transversal) 5.0mm 50 x

50/ABM SNR(x,y,z) (11x11x1): Measurement grid: dx=10mm, dy=10mm

Signal Type: Audio File (.wav) 48k_voice_1kHz_1s.wav

Output Gain: 28.03

Measure Window Start: 300ms

Measure Window Length: 1000ms

BWC applied: 0.16 dB

Device Reference Point: 0, 0, -6.3 mm

T-Coil scan_CDMA850_BC0/General Scan - Low channel/y (transversal) 2mm 8 x

8/ABM SNR(x,y,z) (5x5x1): Measurement grid: dx=10mm, dy=10mm

Signal Type: Audio File (.wav) 48k_voice_1kHz_1s.wav


Output Gain: 28.03

Measure Window Start: 300ms

Measure Window Length: 1000ms

BWC applied: 0.16 dB

Device Reference Point: 0, 0, -6.3 mm

	Document Hearing Aid Compatibility Audio Band Magnetic (ABM) T-Coil Test Report for BlackBerry® Smartphone model RFX101LW		Page 62(98)
	Author Data Daoud Attayi	Dates of Test June 12-13, 2013	Report No RTS-6046-1307-27

Cursor:

ABM1/ABM2 = 41.63 dB
ABM1 comp = -10.82 dBA/m
BWC Factor = 0.16 dB
Location: 3, 25, 4.4 mm

T-Coil scan_CDMA850_BC0/8x8 Scan - Mid channel/y (transversal) 2mm 8 x 8/ABM SNR(x,y,z) (5x5x1): Measurement grid: dx=10mm, dy=10mm

Signal Type: Audio File (.wav) 48k_voice_1kHz_1s.wav
Output Gain: 28.03
Measure Window Start: 300ms
Measure Window Length: 1000ms
BWC applied: 0.16 dB
Device Reference Point: 0, 0, -6.3 mm

Cursor:


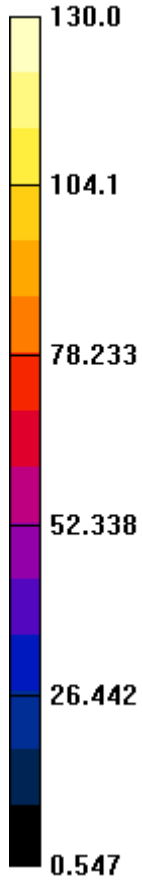
ABM1/ABM2 = 42.26 dB
ABM1 comp = -10.51 dBA/m
BWC Factor = 0.16 dB
Location: 3, 27, 4.4 mm


T-Coil scan_CDMA850_BC0/8x8 Scan - High channel/y (transversal) 2mm 8 x 8/ABM SNR(x,y,z) (5x5x1): Measurement grid: dx=10mm, dy=10mm

Signal Type: Audio File (.wav) 48k_voice_1kHz_1s.wav
Output Gain: 28.03
Measure Window Start: 300ms
Measure Window Length: 1000ms
BWC applied: 0.16 dB
Device Reference Point: 0, 0, -6.3 mm

Cursor:

ABM1/ABM2 = 42.12 dB
ABM1 comp = -11.21 dBA/m
BWC Factor = 0.16 dB
Location: 1, 27, 4.4 mm



	Document Hearing Aid Compatibility Audio Band Magnetic (ABM) T-Coil Test Report for BlackBerry® Smartphone model RFX101LW		Page 64(98)
	Author Data Daoud Attayi	Dates of Test June 12-13, 2013	Report No RTS-6046-1307-27

Date/Time: 6/13/2013 3:54:39 PM

Test Laboratory: RIM Testing Services

HAC T-Coil_ABM_CDMA 1900_axial

DUT: BlackBerry Smartphone; Type: Sample ; Serial: 333E286B

Communication System: UID 0 - n/a, CDMA 1900 1/8th Rate; Frequency: 1851.25 MHz, Frequency: 1880 MHz, Frequency: 1908.5 MHz

Medium parameters used: $\sigma = 0$ S/m, $\epsilon_r = 1$; $\rho = 0$ kg/m³

Phantom section: TCoil Section

Measurement Standard: DASYS (IEEE/IEC/ANSI C63.19-2011)

DASY Configuration:

- Probe: AM1DV3 - 3062; ; Calibrated: 1/10/2013
- Sensor-Surface: 0mm (Fix Surface), z = 3.0
- Electronics: DAE4 Sn881; Calibrated: 1/14/2013
- Phantom: HAC RF Test Arch with AMCC; Type: SD HAC P01 BA
- DASYS2 52.8.6(1115); SEMCAD X 14.6.9(7117)

T-Coil scan_CDMA1900_BC1/General Scan - Low channel/z (axial) 5.0mm 50 x 50/ABM

SNR(x,y,z) (11x11x1): Measurement grid: dx=10mm, dy=10mm

Signal Type: Audio File (.wav) 48k_voice_1kHz_1s.wav


Output Gain: 28.03

Measure Window Start: 300ms

Measure Window Length: 1000ms

BWC applied: 0.16 dB

Device Reference Point: 0, 0, -6.3 mm

	Document Hearing Aid Compatibility Audio Band Magnetic (ABM) T-Coil Test Report for BlackBerry® Smartphone model RFX101LW		Page 65(98)
	Author Data Daoud Attayi	Dates of Test June 12-13, 2013	Report No RTS-6046-1307-27

T-Coil scan_CDMA1900_BC1/General Scan - Low channel/z (axial) 2mm 8 x 8/ABM SNR(x,y,z) (5x5x1): Measurement grid: dx=10mm, dy=10mm

Signal Type: Audio File (.wav) 48k_voice_1kHz_1s.wav

Output Gain: 28.03

Measure Window Start: 300ms

Measure Window Length: 1000ms

BWC applied: 0.16 dB

Device Reference Point: 0, 0, -6.3 mm

Cursor:

ABM1/ABM2 = 42.07 dB

ABM1 comp = -3.37 dBA/m

BWC Factor = 0.16 dB

Location: 5, 20, 4.4 mm

T-Coil scan_CDMA1900_BC1/General Scan - Low channel/z (axial) wideband at best S/N_probe AM1DV2/ABM Freq Resp(x,y,z,f) (1x1x1):

Measurement grid: dx=10mm, dy=10mm

Signal Type: Audio File (.wav) 48k_voice_300-3000_2s.wav

Output Gain: 54.9

Measure Window Start: 300ms

Measure Window Length: 6000ms

BWC applied: 10.80 dB

Device Reference Point: 0, 0, -6.3 mm

Cursor:

Diff = 1.21 dB

BWC Factor = 10.80 dB

Location: 5, 20, 3.7 mm

T-Coil scan_CDMA1900_BC1/8x8 Scan - Mid channel/z (axial) 2mm 8 x 8/ABM SNR(x,y,z) (5x5x1): Measurement grid: dx=10mm, dy=10mm

Signal Type: Audio File (.wav) 48k_voice_1kHz_1s.wav


Output Gain: 28.03

Measure Window Start: 300ms

Measure Window Length: 1000ms

BWC applied: 0.16 dB

Device Reference Point: 0, 0, -6.3 mm

	Document Hearing Aid Compatibility Audio Band Magnetic (ABM) T-Coil Test Report for BlackBerry® Smartphone model RFX101LW		Page 66(98)
	Author Data Daoud Attayi	Dates of Test June 12-13, 2013	Report No RTS-6046-1307-27

Cursor:

ABM1/ABM2 = 42.79 dB
ABM1 comp = -2.15 dBA/m
BWC Factor = 0.16 dB
Location: 5, 16, 4.4 mm

T-Coil scan_CDMA1900_BC1/8x8 Scan - Mid channel/z (axial) wideband at best S/N/ABM Freq Resp(x,y,z,f) (1x1x1): Measurement grid: dx=10mm, dy=10mm

Signal Type: Audio File (.wav) 48k_voice_300-3000_2s.wav
Output Gain: 54.9
Measure Window Start: 300ms
Measure Window Length: 6000ms
BWC applied: 10.80 dB
Device Reference Point: 0, 0, -6.3 mm

Cursor:

Diff = 1.38 dB
BWC Factor = 10.80 dB
Location: 5, 20, 3.7 mm

T-Coil scan_CDMA1900_BC1/8x8 Scan - High channel/z (axial) 2mm 8 x 8/ABM SNR(x,y,z) (5x5x1): Measurement grid: dx=10mm, dy=10mm

Signal Type: Audio File (.wav) 48k_voice_1kHz_1s.wav
Output Gain: 28.03
Measure Window Start: 300ms
Measure Window Length: 1000ms
BWC applied: 0.16 dB
Device Reference Point: 0, 0, -6.3 mm

Cursor:

ABM1/ABM2 = 42.61 dB
ABM1 comp = -3.40 dBA/m
BWC Factor = 0.16 dB
Location: 3, 16, 4.4 mm

T-Coil scan_CDMA1900_BC1/8x8 Scan - High channel/z (axial) wideband at best S/N/ABM Freq Resp(x,y,z,f) (1x1x1): Measurement grid: dx=10mm, dy=10mm

Signal Type: Audio File (.wav) 48k_voice_300-3000_2s.wav
Output Gain: 54.9
Measure Window Start: 300ms
Measure Window Length: 6000ms
BWC applied: 10.80 dB
Device Reference Point: 0, 0, -6.3 mm


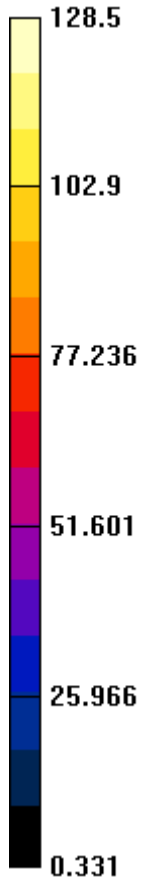
Author Data
Daoud Attayi

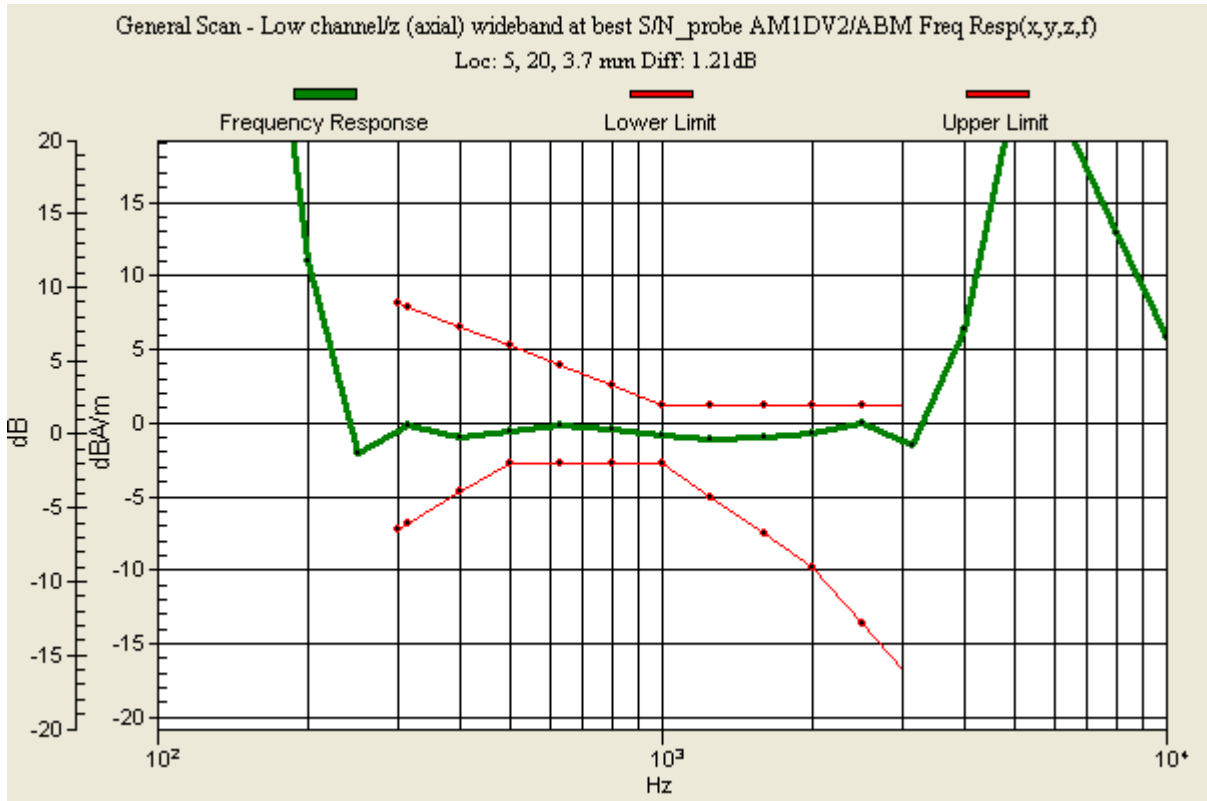
Dates of Test
June 12-13, 2013

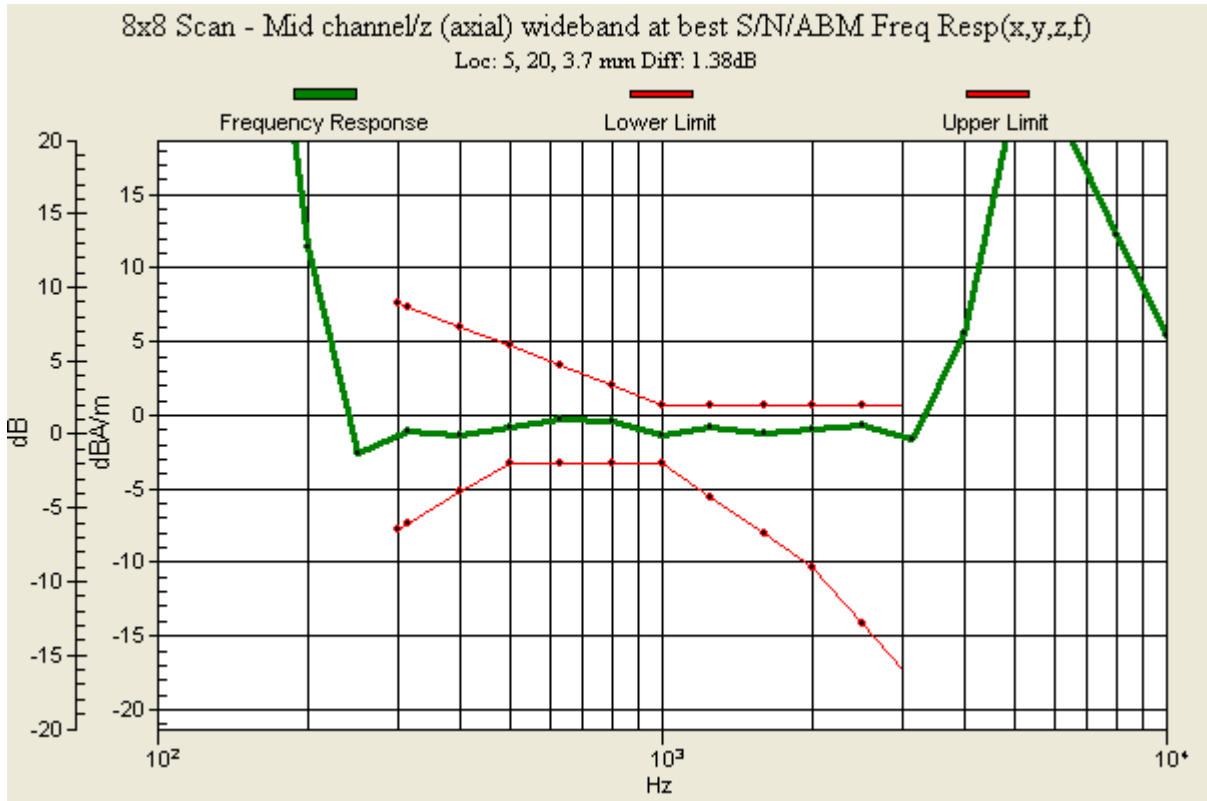
Report No
RTS-6046-1307-27

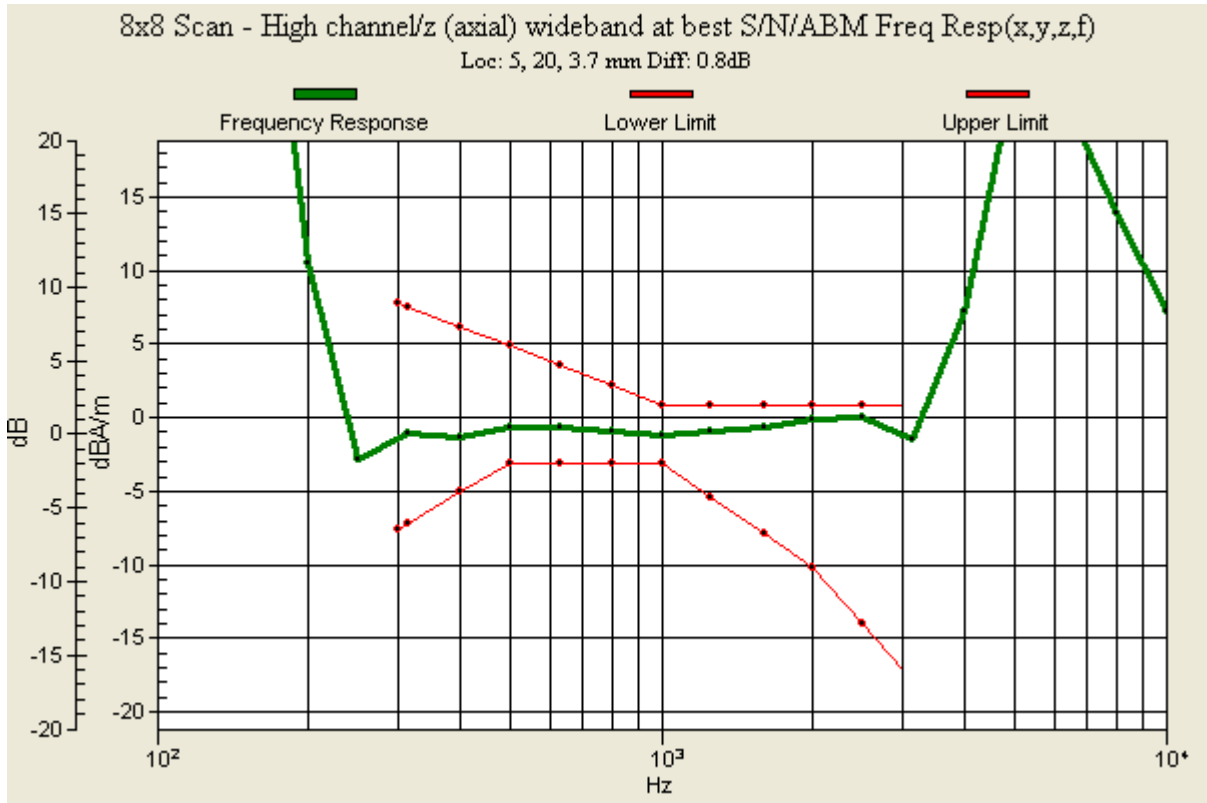
FCC ID
L6ARFX101LW


Cursor:
Diff = 0.80 dB
BWC Factor = 10.80 dB
Location: 5, 20, 3.7 mm









	Document Hearing Aid Compatibility Audio Band Magnetic (ABM) T-Coil Test Report for BlackBerry® Smartphone model RFX101LW		Page 71(98)
	Author Data Daoud Attayi	Dates of Test June 12-13, 2013	Report No RTS-6046-1307-27

Date/Time: 6/13/2013 4:07:44 PM

Test Laboratory: RIM Testing Services

HAC T-Coil_ABM_CDMA 1900_radial T

DUT: BlackBerry Smartphone; Type: Sample ; Serial: 333E286B

Communication System: UID 0 - n/a, CDMA 1900 1/8th Rate; Frequency: 1851.25 MHz, Frequency: 1880 MHz, Frequency: 1908.5 MHz

Medium parameters used: $\sigma = 0$ S/m, $\epsilon_r = 1$; $\rho = 0$ kg/m³

Phantom section: TCoil Section

Measurement Standard: DASYS (IEEE/IEC/ANSI C63.19-2011)

DASY Configuration:

- Probe: AM1DV3 - 3062; ; Calibrated: 1/10/2013
- Sensor-Surface: 0mm (Fix Surface), z = 3.0
- Electronics: DAE4 Sn881; Calibrated: 1/14/2013
- Phantom: HAC RF Test Arch with AMCC; Type: SD HAC P01 BA
- DASYS2 52.8.6(1115); SEMCAD X 14.6.9(7117)

T-Coil scan_CDMA1900_BC1/General Scan - Low channel/y (transversal) 5.0mm 50 x

50/ABM SNR(x,y,z) (11x11x1): Measurement grid: dx=10mm, dy=10mm

Signal Type: Audio File (.wav) 48k_voice_1kHz_1s.wav


Output Gain: 28.03

Measure Window Start: 300ms

Measure Window Length: 1000ms

BWC applied: 0.16 dB

Device Reference Point: 0, 0, -6.3 mm

	Document Hearing Aid Compatibility Audio Band Magnetic (ABM) T-Coil Test Report for BlackBerry® Smartphone model RFX101LW		Page 72(98)
	Author Data Daoud Attayi	Dates of Test June 12-13, 2013	Report No RTS-6046-1307-27

T-Coil scan_CDMA1900_BC1/General Scan - Low channel/y (transversal)

2mm 8 x 8/ABM SNR(x,y,z) (5x5x1): Measurement grid: dx=10mm, dy=10mm

Signal Type: Audio File (.wav) 48k_voice_1kHz_1s.wav

Output Gain: 28.03

Measure Window Start: 300ms

Measure Window Length: 1000ms

BWC applied: 0.16 dB

Device Reference Point: 0, 0, -6.3 mm

Cursor:

ABM1/ABM2 = 41.60 dB

ABM1 comp = -10.10 dBA/m

BWC Factor = 0.16 dB

Location: 4, 27, 4.4 mm

T-Coil scan_CDMA1900_BC1/8x8 Scan - Mid channel/y (transversal) 2mm 8

x 8/ABM SNR(x,y,z) (5x5x1): Measurement grid: dx=10mm, dy=10mm

Signal Type: Audio File (.wav) 48k_voice_1kHz_1s.wav

Output Gain: 28.03

Measure Window Start: 300ms

Measure Window Length: 1000ms

BWC applied: 0.16 dB

Device Reference Point: 0, 0, -6.3 mm

Cursor:

ABM1/ABM2 = 41.00 dB

ABM1 comp = -12.04 dBA/m

BWC Factor = 0.16 dB

Location: 0, 25, 4.4 mm

T-Coil scan_CDMA1900_BC1/8x8 Scan - High channel/y (transversal) 2mm 8

x 8/ABM SNR(x,y,z) (5x5x1): Measurement grid: dx=10mm, dy=10mm

Signal Type: Audio File (.wav) 48k_voice_1kHz_1s.wav

Output Gain: 28.03

Measure Window Start: 300ms

Measure Window Length: 1000ms

BWC applied: 0.16 dB

Device Reference Point: 0, 0, -6.3 mm

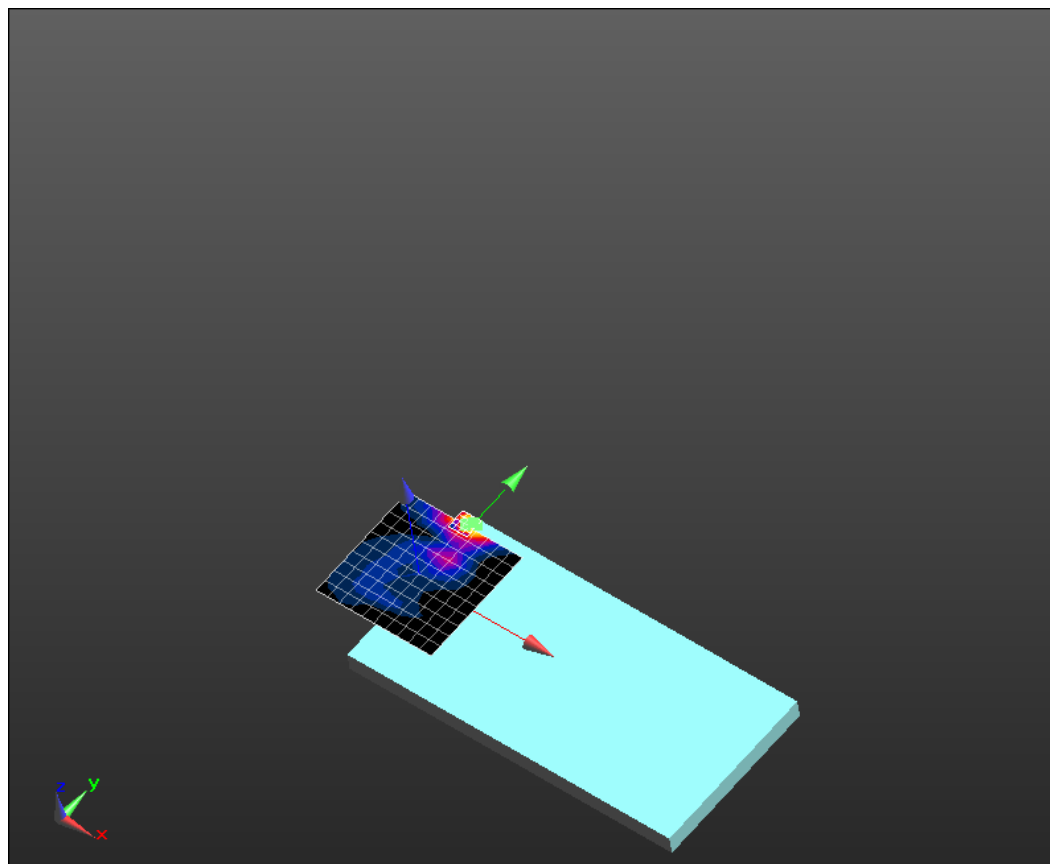
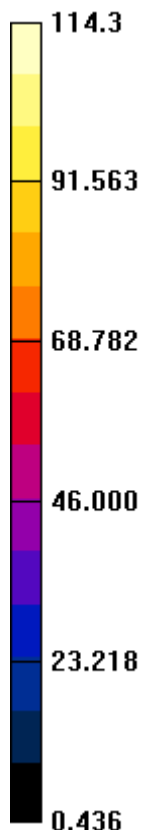
Cursor:

ABM1/ABM2 = 41.08 dB

ABM1 comp = -11.33 dBA/m

BWC Factor = 0.16 dB

Location: 2, 27, 4.4 mm



Date/Time: 6/13/2013 11:10:15 AM

Test Laboratory: RIM Testing Services

HAC T-Coil_ABM_UMTS band V+802.11b_axial


DUT: BlackBerry Smartphone; Type: Sample ; Serial: 333E286B

Communication System: UID 0 - n/a, WCDMA FDD V; Frequency: 836.4 MHz

Medium parameters used: $\sigma = 0$ S/m, $\epsilon_r = 1$; $\rho = 0$ kg/m³

Phantom section: TCoil Section

Measurement Standard: DASY5 (IEEE/IEC/ANSI C63.19-2011)

	Document Hearing Aid Compatibility Audio Band Magnetic (ABM) T-Coil Test Report for BlackBerry® Smartphone model RFX101LW		Page 74(98)
	Author Data Daoud Attayi	Dates of Test June 12-13, 2013	Report No RTS-6046-1307-27

DASY Configuration:

- Probe: AM1DV3 - 3062; ; Calibrated: 1/12/2012
- Sensor-Surface: 0mm (Fix Surface), z = 3.0
- Electronics: DAE4 Sn881; Calibrated: 1/14/2013
- Phantom: HAC RF Test Arch with AMCC; Type: SD HAC P01 BA;
- DASY52 52.8.6(1115); SEMCAD X 14.6.9(7117)

T-Coil scan_UMTS_Band_V with Wifi/General Scan - UMTS BAND V_Mid channel + WIFI 802.11 b/z (axial) 5.0mm 50 x 50/ABM SNR(x,y,z) (11x11x1): Measurement grid:

dx=10mm, dy=10mm

Signal Type: Audio File (.wav) 48k_voice_1kHz_1s.wav

Output Gain: 35.28

Measure Window Start: 300ms

Measure Window Length: 1000ms

BWC applied: 0.16 dB

Device Reference Point: 0, 0, -6.3 mm

T-Coil scan_UMTS_Band_V with Wifi/General Scan - UMTS BAND V_Mid channel + WIFI 802.11 b/z (axial) 2mm 8 x 8/ABM SNR(x,y,z) (5x5x1): Measurement grid:

dx=10mm, dy=10mm

Signal Type: Audio File (.wav) 48k_voice_1kHz_1s.wav


Output Gain: 35.28

Measure Window Start: 300ms

Measure Window Length: 1000ms

BWC applied: 0.16 dB

Device Reference Point: 0, 0, -6.3 mm

	Document Hearing Aid Compatibility Audio Band Magnetic (ABM) T-Coil Test Report for BlackBerry® Smartphone model RFX101LW		Page 75(98)
	Author Data Daoud Attayi	Dates of Test June 12-13, 2013	Report No RTS-6046-1307-27

Cursor:

ABM1/ABM2 = 53.81 dB
ABM1 comp = 0.78 dBA/m
BWC Factor = 0.16 dB
Location: 1, 18, 4.4 mm

**T-Coil scan_UMTS_Band_V with Wifi/General Scan - UMTS BAND V_Mid
channel + WIFI 802.11 b/z (axial) wideband at best S/N probe AM1DV2/ABM Freq**

Resp(x,y,z,f) (1x1x1): Measurement grid: dx=10mm, dy=10mm
Signal Type: Audio File (.wav) 48k_voice_300-3000_2s.wav
Output Gain: 69.12
Measure Window Start: 300ms
Measure Window Length: 6000ms
BWC applied: 10.80 dB
Device Reference Point: 0, 0, -6.3 mm

Cursor:


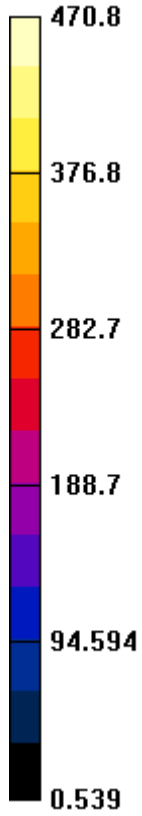
Diff = 2.00 dB
BWC Factor = 10.80 dB
Location: 5, 20, 3.7 mm

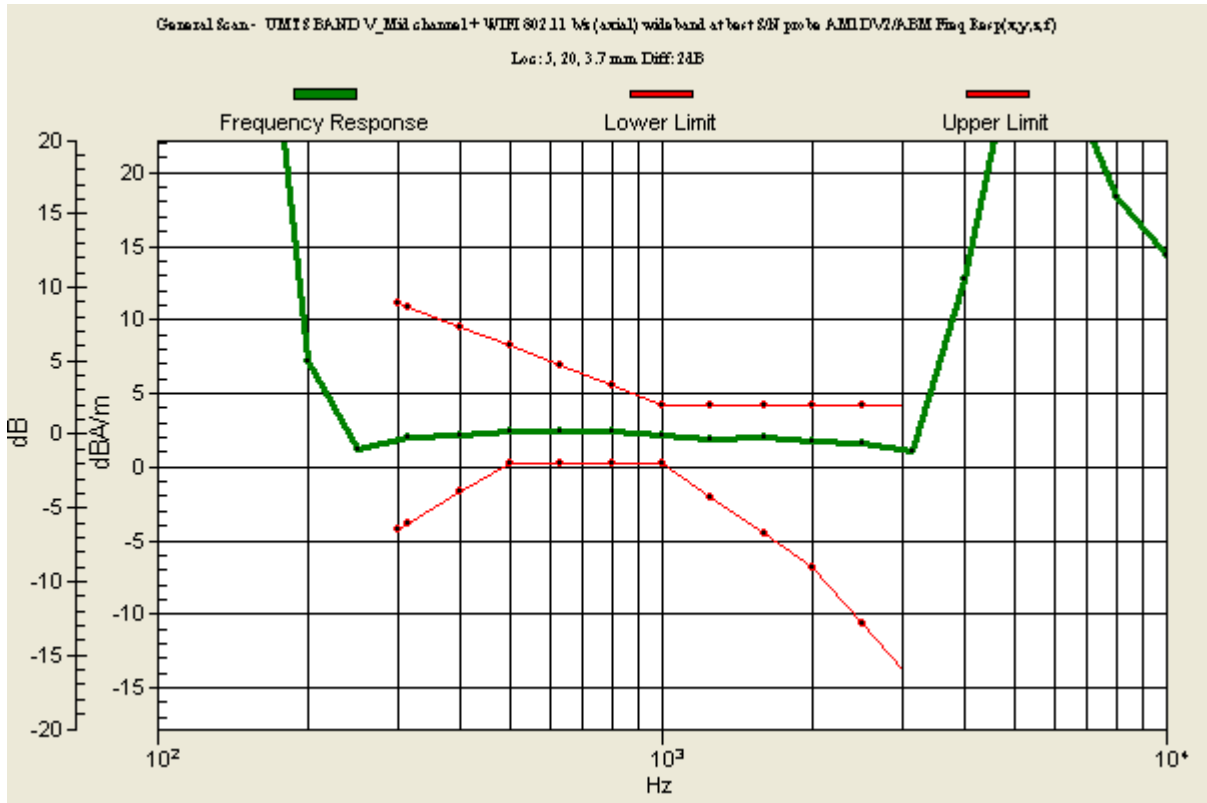
Author Data
Daoud Attayi


Dates of Test
June 12-13, 2013

Report No
RTS-6046-1307-27

FCC ID
L6ARFX101LW





	Document Hearing Aid Compatibility Audio Band Magnetic (ABM) T-Coil Test Report for BlackBerry® Smartphone model RFX101LW		Page 78(98)
	Author Data Daoud Attayi	Dates of Test June 12-13, 2013	Report No RTS-6046-1307-27

Date/Time: 6/13/2013 11:23:20 AM

Test Laboratory: RIM Testing Services

HAC T-Coil_ABM_UMTS band V+802.11b_Radial T

DUT: BlackBerry Smartphone; Type: Sample ; Serial: 333E286B

Communication System: UID 0 - n/a, WCDMA FDD V; Frequency: 836.4 MHz

Medium parameters used: $\sigma = 0$ S/m, $\epsilon_r = 1$; $\rho = 0$ kg/m³

Phantom section: TCoil Section

Measurement Standard: DASYS (IEEE/IEC/ANSI C63.19-2011)

DASY Configuration:

- Probe: AM1DV3 - 3062; ; Calibrated: 1/12/2012
- Sensor-Surface: 0mm (Fix Surface), z = 3.0
- Electronics: DAE4 Sn881; Calibrated: 1/14/2013
- Phantom: HAC RF Test Arch with AMCC; Type: SD HAC P01 BA;
- DASYS 52.8.6(1115); SEMCAD X 14.6.9(7117)

**T-Coil scan_UMTS_Band_V with Wifi/General Scan - UMTS BAND V_Mid channel +
WIFI 802.11 b/y (transversal) 5.0mm 50 x 50/ABM SNR(x,y,z) (11x11x1):** Measurement grid:

dx=10mm, dy=10mm

Signal Type: Audio File (.wav) 48k_voice_1kHz_1s.wav


Output Gain: 35.28

Measure Window Start: 300ms

Measure Window Length: 1000ms

BWC applied: 0.16 dB

Device Reference Point: 0, 0, -6.3 mm

	Document Hearing Aid Compatibility Audio Band Magnetic (ABM) T-Coil Test Report for BlackBerry® Smartphone model RFX101LW		Page 79(98)
	Author Data Daoud Attayi	Dates of Test June 12-13, 2013	Report No RTS-6046-1307-27

**T-Coil scan_UMTS_Band_V with Wifi/General Scan - UMTS BAND V_Mid channel +
WIFI 802.11 b/y (transversal) 2mm 8 x 8/ABM SNR(x,y,z) (5x5x1):** Measurement grid: dx=10mm,
dy=10mm

Signal Type: Audio File (.wav) 48k_voice_1kHz_1s.wav

Output Gain: 35.28

Measure Window Start: 300ms

Measure Window Length: 1000ms

BWC applied: 0.16 dB

Device Reference Point: 0, 0, -6.3 mm

Cursor:

ABM1/ABM2 = 47.84 dB

ABM1 comp = -5.92 dBA/m

BWC Factor = 0.16 dB


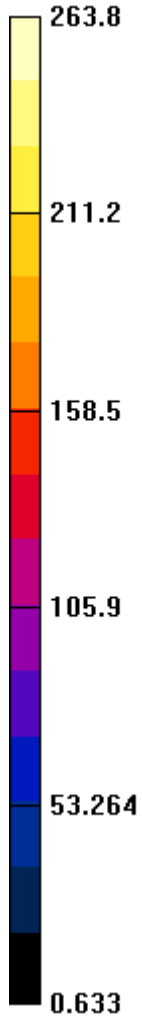
Location: 3, 27, 4.4 mm


Author Data
Daoud Attayi

Dates of Test
June 12-13, 2013

Report No
RTS-6046-1307-27

FCC ID
L6ARFX101LW



	Document Hearing Aid Compatibility Audio Band Magnetic (ABM) T-Coil Test Report for BlackBerry® Smartphone model RFX101LW		Page 81(98)
	Author Data Daoud Attayi	Dates of Test June 12-13, 2013	Report No RTS-6046-1307-27

Date/Time: 6/13/2013 12:08:29 PM

Test Laboratory: RIM Testing Services

HAC T-Coil_ABM_UMTS band V+802.11a_axial

DUT: BlackBerry Smartphone; Type: Sample ; Serial: 333E286B

Communication System: UID 0 - n/a, WCDMA FDD V; Frequency: 836.4 MHz

Medium parameters used: $\sigma = 0$ S/m, $\epsilon_r = 1$; $\rho = 0$ kg/m³

Phantom section: TCoil Section

Measurement Standard: DASYS (IEEE/IEC/ANSI C63.19-2011)

DASY Configuration:

- Probe: AM1DV3 - 3062; ; Calibrated: 1/12/2012
- Sensor-Surface: 0mm (Fix Surface), z = 3.0
- Electronics: DAE4 Sn881; Calibrated: 1/14/2013
- Phantom: HAC RF Test Arch with AMCC; Type: SD HAC P01 BA;
- DASYS2 52.8.6(1115); SEMCAD X 14.6.9(7117)

**T-Coil scan_UMTS_Band_V with Wifi/General Scan - UMTS BAND V_Mid channel +
WIFI 802.11 a/z (axial) 5.0mm 50 x 50/ABM SNR(x,y,z) (11x11x1):** Measurement grid:

dx=10mm, dy=10mm

Signal Type: Audio File (.wav) 48k_voice_1kHz_1s.wav


Output Gain: 35.28

Measure Window Start: 300ms

Measure Window Length: 1000ms

BWC applied: 0.16 dB

Device Reference Point: 0, 0, -6.3 mm


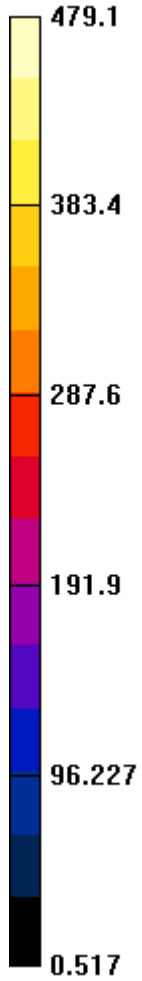
	Document Hearing Aid Compatibility Audio Band Magnetic (ABM) T-Coil Test Report for BlackBerry® Smartphone model RFX101LW		Page 82(98)
	Author Data Daoud Attayi	Dates of Test June 12-13, 2013	Report No RTS-6046-1307-27


**T-Coil scan_UMTS_Band_V with Wifi/General Scan - UMTS BAND V_Mid
channel + WIFI 802.11 a/z (axial) 2mm 8 x 8/ABM SNR(x,y,z) (5x5x1):** Measurement grid:

dx=10mm, dy=10mm
Signal Type: Audio File (.wav) 48k_voice_1kHz_1s.wav
Output Gain: 35.28
Measure Window Start: 300ms
Measure Window Length: 1000ms
BWC applied: 0.16 dB
Device Reference Point: 0, 0, -6.3 mm

Cursor:

ABM1/ABM2 = 53.70 dB
ABM1 comp = 1.96 dBA/m
BWC Factor = 0.16 dB
Location: 3, 18, 4.4 mm



	Document Hearing Aid Compatibility Audio Band Magnetic (ABM) T-Coil Test Report for BlackBerry® Smartphone model RFX101LW		Page 84(98)
	Author Data Daoud Attayi	Dates of Test June 12-13, 2013	Report No RTS-6046-1307-27

Date/Time: 6/13/2013 12:21:33 PM

Test Laboratory: RIM Testing Services

HAC T-Coil_ABM_UMTS band V+802.11a_radial T

DUT: BlackBerry Smartphone; Type: Sample ; Serial: 333E286B

Communication System: UID 0 - n/a, WCDMA FDD V; Frequency: 836.4 MHz

Medium parameters used: $\sigma = 0$ S/m, $\epsilon_r = 1$; $\rho = 0$ kg/m³

Phantom section: TCoil Section

Measurement Standard: DASYS (IEEE/IEC/ANSI C63.19-2011)

DASY Configuration:

- Probe: AM1DV3 - 3062; ; Calibrated: 1/12/2012
- Sensor-Surface: 0mm (Fix Surface), z = 3.0
- Electronics: DAE4 Sn881; Calibrated: 1/14/2013
- Phantom: HAC RF Test Arch with AMCC; Type: SD HAC P01 BA;
- DASYS 52.8.6(1115); SEMCAD X 14.6.9(7117)

**T-Coil scan_UMTS_Band_V with Wifi/General Scan - UMTS BAND V_Mid channel +
WIFI 802.11 a/y (transversal) 5.0mm 50 x 50/ABM SNR(x,y,z) (11x11x1):** Measurement grid:

dx=10mm, dy=10mm

Signal Type: Audio File (.wav) 48k_voice_1kHz_1s.wav

Output Gain: 35.28

Measure Window Start: 300ms

Measure Window Length: 1000ms

BWC applied: 0.16 dB

Device Reference Point: 0, 0, -6.3 mm


**T-Coil scan_UMTS_Band_V with Wifi/General Scan - UMTS BAND V_Mid channel +
WIFI 802.11 a/y (transversal) 2mm 8 x 8/ABM SNR(x,y,z) (5x5x1):** Measurement grid:

dx=10mm, dy=10mm

Signal Type: Audio File (.wav) 48k_voice_1kHz_1s.wav

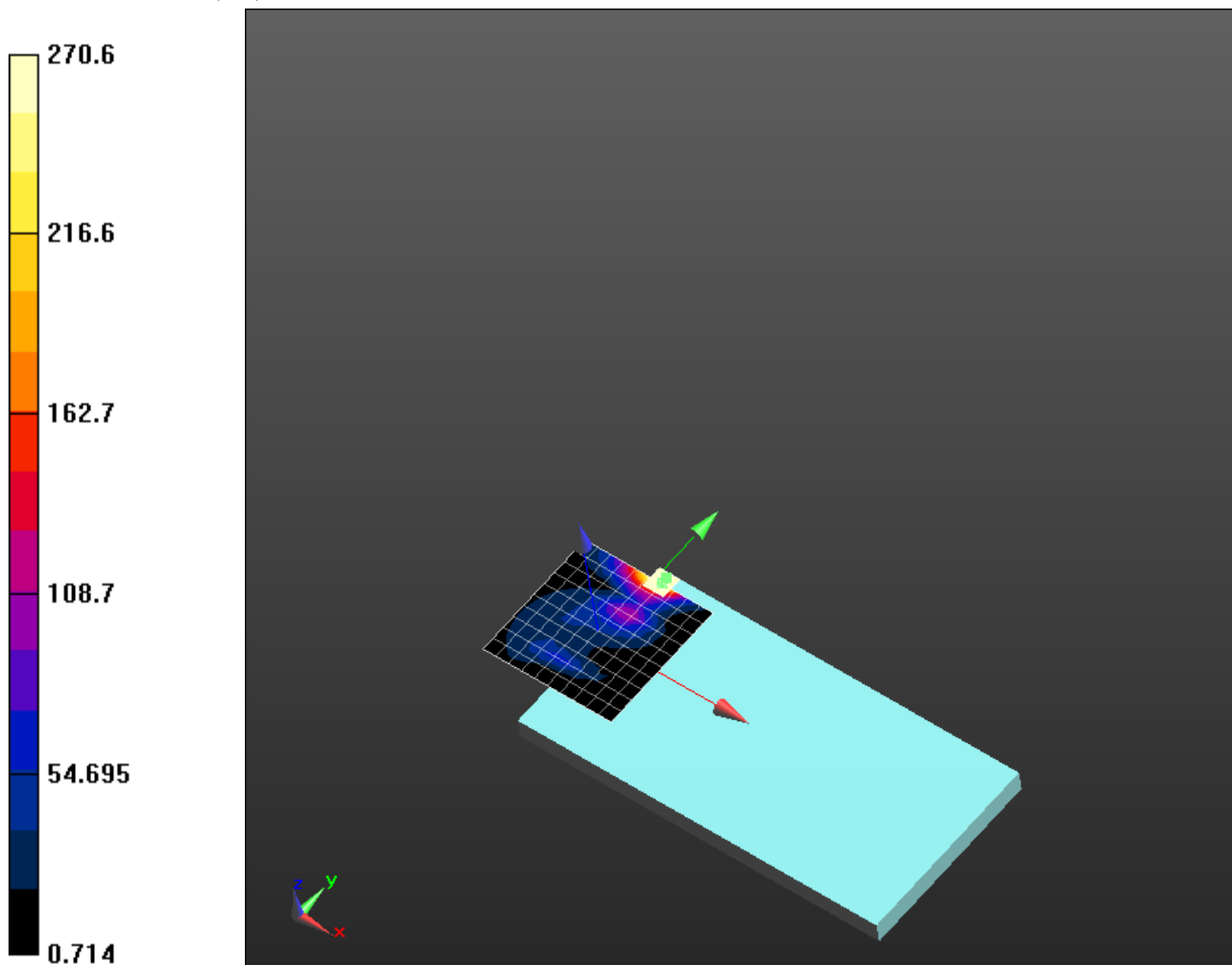
Output Gain: 35.28


Measure Window Start: 300ms

	Document Hearing Aid Compatibility Audio Band Magnetic (ABM) T-Coil Test Report for BlackBerry® Smartphone model RFX101LW		Page 85(98)
	Author Data Daoud Attayi	Dates of Test June 12-13, 2013	Report No RTS-6046-1307-27

Measure Window Length: 1000ms
BWC applied: 0.16 dB
Device Reference Point: 0, 0, -6.3 mm

Cursor:
ABM1/ABM2 = 47.82 dB
ABM1 comp = -5.61 dBA/m
BWC Factor = 0.16 dB
Location: 5, 27, 4.4 mm



	Document Hearing Aid Compatibility Audio Band Magnetic (ABM) T-Coil Test Report for BlackBerry® Smartphone model RFX101LW		Page 86(98)
	Author Data Daoud Attayi	Dates of Test June 12-13, 2013	Report No RTS-6046-1307-27

Annex D: Probe/TMFS calibration certificate



Document
**Hearing Aid Compatibility Audio Band Magnetic (ABM) T-Coil
 Test Report for BlackBerry® Smartphone model RFX101LW**

Page
87(98)

Author Data
Daoud Attayi

Dates of Test
June 12-13, 2013

Report No
RTS-6046-1307-27

FCC ID
L6ARFX101LW

Calibration Laboratory of
 Schmid & Partner
 Engineering AG
 Zeughausstrasse 43, 8004 Zurich, Switzerland



S Schweizerischer Kalibrierdienst
 C Service suisse d'étalonnage
 S Servizio svizzero di taratura
 S Swiss Calibration Service

Accredited by the Swiss Accreditation Service (SAS)
 The Swiss Accreditation Service is one of the signatories to the EA
 Multilateral Agreement for the recognition of calibration certificates

Accreditation No.: **SCS 108**

Client **RTS (RIM Testing Services)**

Certificate No: **AM1DV3-3062_Jan13**

CALIBRATION CERTIFICATE

Object **AM1DV3 - SN: 3062**

Calibration procedure(s) **QA CAL-24.v3
 Calibration procedure for AM1D magnetic field probes and TMFS in the
 audio range**

Calibration date: **January 10, 2013**

This calibration certificate documents the traceability to national standards, which realize the physical units of measurements (SI).
 The measurements and the uncertainties with confidence probability are given on the following pages and are part of the certificate.

All calibrations have been conducted in the closed laboratory facility: environment temperature (22 ± 3)°C and humidity < 70%.

Calibration Equipment used (M&TE critical for calibration)


Primary Standards	ID #	Cal Date (Certificate No.)	Scheduled Calibration
Keithley Multimeter Type 2001	SN: 0810278	02-Oct-12 (No:12728)	Oct-13
Reference Probe AM1DV2	SN: 1008	10-Jan-13 (No. AM1D-1008_Jan13)	Jan-14
DAE4	SN: 781	29-May-12 (No. DAE4-781_May12)	May-13


Secondary Standards	ID #	Check Date (in house)	Scheduled Check
AMCC	1050	12-Oct-11 (in house check Oct-11)	Oct-13
AMMI Audio Measuring Instrument	1062	26-Sep-12 (in house check Sep-12)	Sep-14

Calibrated by:	Name Dince Ilev	Function Laboratory Technician	Signature
Approved by:	Name Fin Bornholt	Function Deputy Technical Manager	Signature

Issued: January 10, 2013

This calibration certificate shall not be reproduced except in full without written approval of the laboratory.

	Document Hearing Aid Compatibility Audio Band Magnetic (ABM) T-Coil Test Report for BlackBerry® Smartphone model RFX101LW		Page 88(98)
	Author Data Daoud Attayi	Dates of Test June 12-13, 2013	Report No RTS-6046-1307-27

	Document Hearing Aid Compatibility Audio Band Magnetic (ABM) T-Coil Test Report for BlackBerry® Smartphone model RFX101LW		Page 89(98)
	Author Data Daoud Attayi	Dates of Test June 12-13, 2013	Report No RTS-6046-1307-27

References

- [1] ANSI C63.19-2007
American National Standard for Methods of Measurement of Compatibility between Wireless Communications Devices and Hearing Aids.
- [2] DASY5 manual, Chapter: Hearing Aid Compatibility (HAC) T-Coil Extension

Description of the AM1D probe

The AM1D Audio Magnetic Field Probe is a fully shielded magnetic field probe for the frequency range from 100 Hz to 20 kHz. The pickup coil is compliant with the dimensional requirements of [1]. The probe includes a symmetric low noise amplifier for the signal available at the shielded 3 pin connector at the side. Power is supplied via the same connector (phantom power supply) and monitored via the LED near the connector. The 7 pin connector at the end of the probe does not carry any signals, but determines the angle of the sensor when mounted on the DAE. The probe supports mechanical detection of the surface.

The single sensor in the probe is arranged in a tilt angle allowing measurement of 3 orthogonal field components when rotating the probe by 120° around its axis. It is aligned with the perpendicular component of the field, if the probe axis is tilted nominally 35.3° above the measurement plane, using the connector rotation and sensor angle stated below.

The probe is fully RF shielded when operated with the matching signal cable (shielded) and allows measurement of audio magnetic fields in the close vicinity of RF emitting wireless devices according to [1] without additional shielding.

Handling of the item

The probe is manufactured from stainless steel. In order to maintain the performance and calibration of the probe, it must not be opened. The probe is designed for operation in air and shall not be exposed to humidity or liquids. For proper operation of the surface detection and emergency stop functions in a DASY system, the probe must be operated with the special probe cup provided (larger diameter).

Methods Applied and Interpretation of Parameters

- *Coordinate System:* The AM1D probe is mounted in the DASY system for operation with a HAC Test Arch phantom with AMCC Helmholtz calibration coil according to [2], with the tip pointing to "southwest" orientation.
- *Functional Test:* The functional test preceding calibration includes test of Noise level
RF immunity (1kHz AM modulated signal). The shield of the probe cable must be well connected.
Frequency response verification from 100 Hz to 10 kHz.
- *Connector Rotation:* The connector at the end of the probe does not carry any signals and is used for fixation to the DAE only. The probe is operated in the center of the AMCC Helmholtz coil using a 1 kHz magnetic field signal. Its angle is determined from the two minima at nominally +120° and -120° rotation, so the sensor in the tip of the probe is aligned to the vertical plane in z-direction, corresponding to the field maximum in the AMCC Helmholtz calibration coil.
- *Sensor Angle:* The sensor tilting in the vertical plane from the ideal vertical direction is determined from the two minima at nominally +120° and -120°. DASY system uses this angle to align the sensor for radial measurements to the x and y axis in the horizontal plane.
- *Sensitivity:* With the probe sensor aligned to the z-field in the AMCC, the output of the probe is compared to the magnetic field in the AMCC at 1 kHz. The field in the AMCC Helmholtz coil is given by the geometry and the current through the coil, which is monitored on the precision shunt resistor of the coil.



Author Data
Daoud Attayi

Dates of Test
June 12-13, 2013

Report No
RTS-6046-1307-27

FCC ID
L6ARFX101LW

AM1D probe identification and configuration data

Item	AM1DV3 Audio Magnetic 1D Field Probe
Type No	SP AM1 001 BA
Serial No	3062

Overall length	296 mm
Tip diameter	6.0 mm (at the tip)
Sensor offset	3.0 mm (centre of sensor from tip)
Internal Amplifier	20 dB

Manufacturer / Origin	Schmid & Partner Engineering AG, Zürich, Switzerland
Manufacturing date	October 30, 2008
Last calibration date	January 12, 2012

Calibration data

Connector rotation angle	(in DASY system)	61.0 °	+/- 3.6 ° (k=2)
Sensor angle	(in DASY system)	0.25 °	+/- 0.5 ° (k=2)
Sensitivity at 1 kHz	(in DASY system)	0.00741 V / (A/m)	+/- 2.2 % (k=2)

The reported uncertainty of measurement is stated as the standard uncertainty of measurement multiplied by the coverage factor k=2, which for a normal distribution corresponds to a coverage probability of approximately 95%.



Document
**Hearing Aid Compatibility Audio Band Magnetic (ABM) T-Coil
 Test Report for BlackBerry® Smartphone model RFX101LW**

Page
91(98)

Author Data
Daoud Attayi

Dates of Test
June 12-13, 2013

Report No
RTS-6046-1307-27

FCC ID
L6ARFX101LW

**Calibration Laboratory of
 Schmid & Partner
 Engineering AG**
 Zeughausstrasse 43, 8004 Zurich, Switzerland



S Schweizerischer Kalibrierdienst
C Service suisse d'étalonnage
S Servizio svizzero di taratura
S Swiss Calibration Service

Accredited by the Swiss Accreditation Service (SAS)
 The Swiss Accreditation Service is one of the signatories to the EA
 Multilateral Agreement for the recognition of calibration certificates

Accreditation No.: **SCS 108**

Client **RTS (RIM Testing Services)**

Certificate No: **TMFS_1003_Nov11**

CALIBRATION CERTIFICATE

Object / Identification **TMFS – SN: 1003**

Calibration procedure(s) **QA CAL-24.v2
 Calibration procedure for AM1D magnetic field probes and TMFS in the
 audio range**

Calibration date **November 30, 2011**

This calibration certificate documents the traceability to national standards, which realize the physical units of measurements (SI).
 The calibrations have been conducted in the R&D laboratory facility: environment temperature (22 ± 3)°C and humidity < 70%.

Calibration Equipment used (M&TE critical for calibration)


Primary Standards	ID #	Cal Date (Calibrated by, Certificate No.)	Scheduled Calibration
Keithley Multimeter Type 2001	SN: 0810278	28-Sep-11 (No:11450)	Sep-12
Secondary Standards	ID #	Cal / Check Date	Scheduled Calibration Check
AMCC	1050	12-Oct-11 (in house check Oct-11)	Oct-13
Reference Probe AM1DV2	SN: 1008	18-Jan-11 (No. AM1D-1008_Jan11)	Jan-12
AMMI Audio Measuring Instrument	1062	20-Sep-10 (in house check Sep-10)	Sep-12
Agilent WF Generator 33120A	MY40005266	12-Oct-11 (in house check Oct-11)	Oct-13

Calibrated by: **Claudio Leubler** Name: **Claudio Leubler** Function: **Laboratory Technician** Signature:

Approved by: **Fin Bornholt** Name: **Fin Bornholt** Function: **R&D Director** Signature:

Issued: December 5, 2011

This calibration certificate shall not be reproduced except in full without written approval of the laboratory.

	Document Hearing Aid Compatibility Audio Band Magnetic (ABM) T-Coil Test Report for BlackBerry® Smartphone model RFX101LW		Page 92(98)
	Author Data Daoud Attayi	Dates of Test June 12-13, 2013	Report No RTS-6046-1307-27

References

- [1] ANSI-C63.19-2007
 American National Standard for Methods of Measurement of Compatibility between Wireless Communications Devices and Hearing Aids.
- [2] DASY manual, Chapter "Hearing Aid Compatibility (HAC) T-Coil Extension"

Methods Applied and Interpretation of Parameters

- **Coordinate System:** The TMFS is mounted underneath the HAC Test Arch touching equivalently to a wireless device according to [2] 29.2.2.: In "North" orientation, the TMFS signal connector is directed to the north, with x and y axes of TMFS and Test arch coinciding (see fig. 1). The rotational symmetry axis of the TMFS is aligned to the center of the HAC test Arch. For East, South and West configuration, the TMFS has been rotated clockwise in steps of 90°, so the connector looks into the specified direction. The evaluation of the radial direction is referenced to the device orientation (x equivalent to South direction).




Fig. 1 TMFS scanning measurement configurations

- **Measurement Plane:** In coincidence with standard [1], the measurement plane (probe sensor center) is selected to be at a distance of 10 mm above the the surface of the TMFS touching the frame. The 50 x 50 mm scan area is aligned to the center of the unit. The scanning plane is verified to be parallel to the phantom frame before the measurements using the predefined "Geometry and signal check" procedure according to the predefined procedures described in [2].

- **Measurement Conditions:** Calibration of AM1D probe and AMMI are according to [2]. The 1 kHz sine signal for the level measurement is supplied from an external, independent generator via a BNC cable to TMFS IN and monitored at TMFS OUT with an independent RMS voltmeter or Audio Analyzer. The level is set to 0.5 Vrms and monitored during the scans.
- For the *frequency response*, a higher suppression of the background ambient magnetic field over the full frequency range was achieved by placing the TMFS in a magnetically shielded box. The AM1D probe was fixed without robot positioner near the axial maximum for this measurement. The background noise suppression was typ. 30 dB at 100 Hz (minimum) and 42 dB at 1 kHz. The predefined multisine signal (48k_multisine_50-10000_10s.wav) was used and evaluated in the third-octave bands from 100 Hz to 10000 Hz.

1 Measurement Conditions

DASY system configuration, as far as not given on page 1.

DASY Version	DASY5	V52.6.2 (482)
DASY PP Version	SEMCAD	V14.4.5 (3634)
Phantom	HAC Test Arch	SD HAC P01 BA, #1002
Distance TMFS Top - Probe Centre	10 mm	
Scan resolution	dx, dy = 5 mm	area = 50 x 50 mm
Frequency	for field scans	1 kHz
Signal level to TMFS	for field scans	500 mV RMS
Signal	for frequency response	multisine signal 50-10000 Hz, each third-octave band

Table 1: System configuration

2 Axial Maximum Field

Configuration	East	South	West	North	Subset Average	Average
Axial Max	-20.36	-20.35	-20.38	-20.35		-20.36
TMFS Y Axis 1st Max	-26.11	-26.06	-26.11	-26.07		
TMFS Y Axis 2nd Max	-26.15	-26.15	-26.29	-26.16		
Longitudinal Max Avg	-26.13	-26.11	-26.20	-26.12	-26.14	
TMFS X Axis 1st Max	-25.95	-25.99	-26.02	-25.94		
TMFS X Axis 2nd Max	-25.91	-25.89	-25.95	-25.95		
Transversal Max Avg	-25.93	-25.94	-25.99	-25.95	-25.95	
Radial Max			-26.09			-26.04

Table 2: Axial and radial field maxima measured with probe center at 10mm distance in dB A/m

The maximum was calculated as the average from the values measured in the 4 orientations listed in table 2.

Axial Maximum -20.36 dB A/m (+/- 0.33dB, k=2)

3 Radial Maximum Field

In addition, the average from the 16 maxima of the radial field listed in table 2 (measured at 10mm) was calculated:

Radial Maximum -26.04 dB A/m

4 Appendix

4.1 Frequency response

Max. deviation measured, relative to 1 kHz: **min. -0.03, max. 0.01 dB**

Frequency [Hz]	Response [dB]
100	0.01
125	0.00
160	-0.03
200	0.00
250	-0.01
315	0.00
400	0.00
500	0.00
630	0.00
800	0.00
1000	0.00
1250	-0.01
1600	-0.01
2000	-0.01
2500	-0.01
3150	-0.01
4000	-0.02
5000	-0.02
6300	-0.03
8000	-0.03
10000	-0.03

Table 3: Frequency response

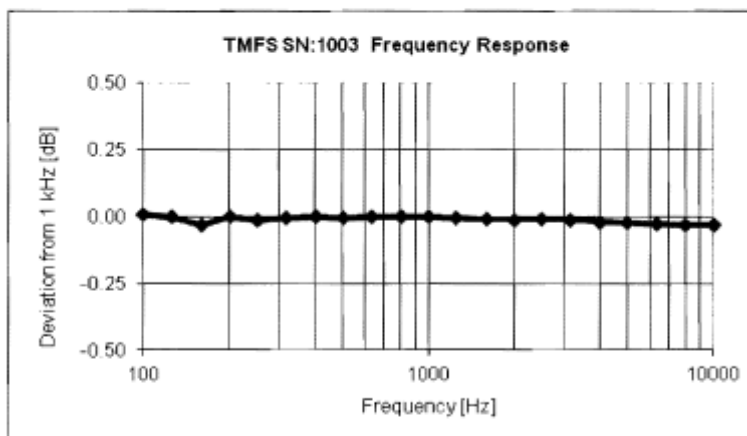



Fig. 2 Frequency response 100 to 10'000 Hz

	Document Hearing Aid Compatibility Audio Band Magnetic (ABM) T-Coil Test Report for BlackBerry® Smartphone model RFX101LW		Page 96(98)
Author Data Daoud Attayi	Dates of Test June 12-13, 2013	Report No RTS-6046-1307-27	FCC ID L6ARFX101LW

4.2 Field plots

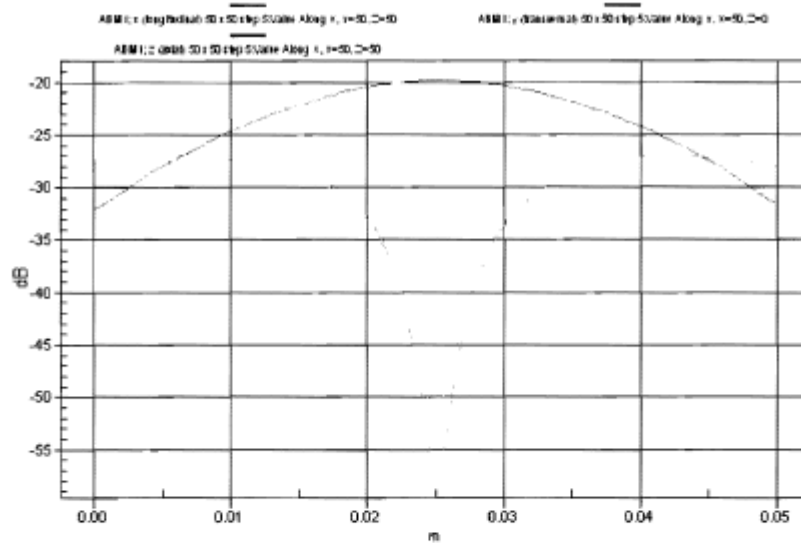


Fig. 3: Typical 2D field plots for x (red), y (green) and z (blue) components

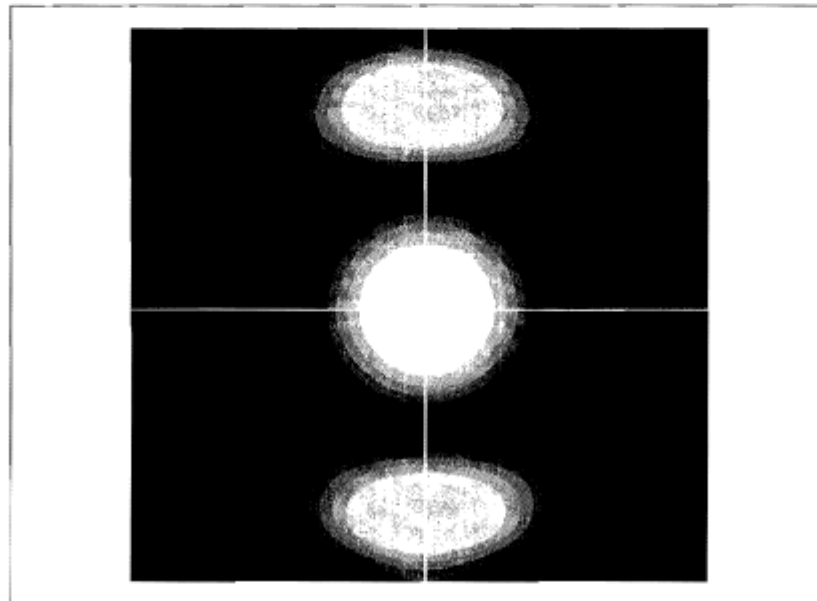



Fig. 4: Superposed field plots of z (axial), x and y radial magnetic field, 50 x 50 mm, individual scaling: white = max. field level, black = -4dB below max. The lines show the position of the 2D field plot of figure 3.

	Document Hearing Aid Compatibility Audio Band Magnetic (ABM) T-Coil Test Report for BlackBerry® Smartphone model RFX101LW		Page 98(98)
	Author Data Daoud Attayi	Dates of Test June 12-13, 2013	Report No RTS-6046-1307-27