
	Document			Page
	<b>Appendix A for the BlackBerry® Smartphone Model RFT81UW SAR Report</b>			<b>1(23)</b>
Author Data	Dates of Test	Test Report No	FCC ID:	IC
<b>Andrew Becker</b>	<b>Mar 04 – May 13, 2013</b>	<b>RTS-6036-1305-12</b>	<b>L6ARFT80UW</b>	<b>2503A-RFT80UW</b>

**APPENDIX A: SAR DISTRIBUTION COMPARISON FOR ACCURACY VERIFICATION**

	Document			Page
	Appendix A for the BlackBerry® Smartphone Model RFT81UW SAR Report			2(23)
Author Data	Dates of Test	Test Report No	FCC ID:	IC
Andrew Becker	Mar 04 – May 13, 2013	RTS-6036-1305-12	L6ARFT80UW	2503A-RFT80UW

Date/Time: 3/13/2013 6:42:24 AM

Test Laboratory: RIM Testing Services

DipoleValidation\_835MHz\_03\_13\_13\_Amb\_Tem\_23.9\_Liq\_Tem\_21.8C

**DUT: Dipole 835 MHz; Type: D835V2; Serial: D835V2 - SN:4d043**

Communication System: CW; Frequency: 835 MHz

Medium parameters used:  $f = 835 \text{ MHz}$ ;  $\sigma = 0.89 \text{ S/m}$ ;  $\epsilon_r = 40.507$ ;  $\rho = 1000 \text{ kg/m}^3$

Phantom section: Flat Section

Measurement Standard: DASYS (IEEE/IEC/ANSI C63.19-2007)

DASY Configuration:

- Probe: ES3DV3 - SN3225; ConvF(6.19, 6.19, 6.19); Calibrated: 1/10/2013;
- Sensor-Surface: 3mm (Mechanical Surface Detection),  $z = 2.0, 32.0$
- Electronics: DAE4 Sn881; Calibrated: 1/14/2013
- Phantom: SAM 1; Type: SAM 4.0; Serial: 1076
- DASYS2 52.8.4(1052); SEMCAD X 14.6.8(7028)

**Configuration/d=15mm, Pin=1000mW/Area Scan (31x121x1):** Interpolated grid:  $dx=1.500 \text{ mm}$ ,  $dy=1.500 \text{ mm}$

Reference Value = 111.6 V/m; Power Drift = -0.04 dB

**Fast SAR: SAR(1 g) = 8.98 W/kg; SAR(10 g) = 6.1 W/kg**

Maximum value of SAR (interpolated) = 10.3 W/kg

**Configuration/d=15mm, Pin=1000mW/Zoom Scan (5x5x7) (5x5x7)/Cube**

**0:** Measurement grid:  $dx=7.5\text{mm}$ ,  $dy=7.5\text{mm}$ ,  $dz=5\text{mm}$

Reference Value = 111.6 V/m; Power Drift = -0.04 dB

Peak SAR (extrapolated) = 13.2 W/kg

**SAR(1 g) = 8.91 W/kg; SAR(10 g) = 5.85 W/kg**

Maximum value of SAR (measured) = 10.4 W/kg

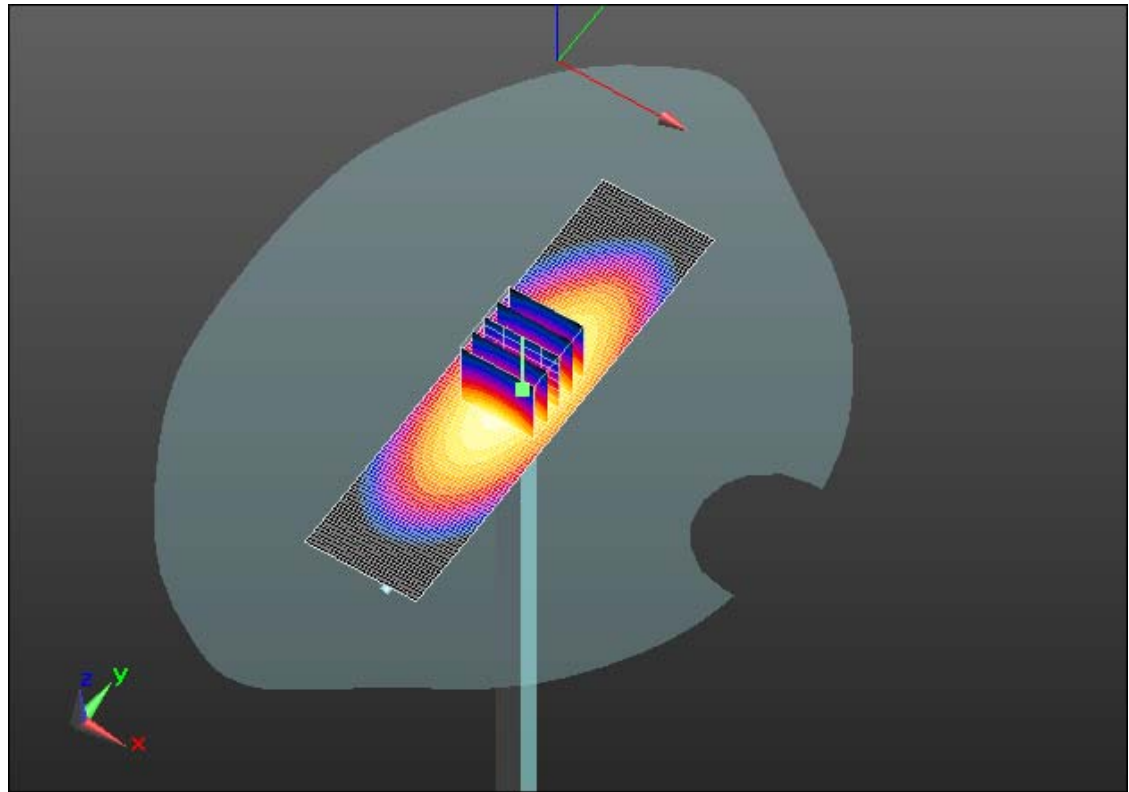
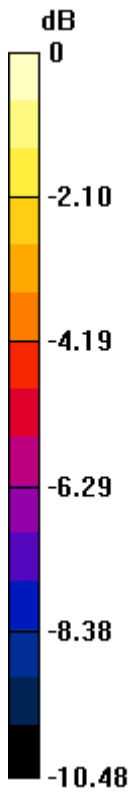
Author Data  
**Andrew Becker**

Dates of Test  
**Mar 04 – May 13, 2013**


Test Report No  
**RTS-6036-1305-12**

FCC ID:  
**L6ARFT80UW**

IC  
**2503A-RFT80UW**



0 dB = 10.4 W/kg = 10.17 dBW/kg

	Document			Page
	Appendix A for the BlackBerry® Smartphone Model RFT81UW SAR Report			4(23)
Author Data	Dates of Test	Test Report No	FCC ID:	IC
Andrew Becker	Mar 04 – May 13, 2013	RTS-6036-1305-12	L6ARFT80UW	2503A-RFT80UW

Date/Time: 3/15/2013 1:58:34 PM

Test Laboratory: RIM Testing Services

DipoleValidation\_835MHz\_03\_15\_13\_Amb\_Tem\_24.2\_Liq\_Tem\_21.2C

**DUT: Dipole 835 MHz; Type: D835V2; Serial: D835V2 - SN:4d043**

Communication System: CW; Frequency: 835 MHz

Medium parameters used:  $f = 835 \text{ MHz}$ ;  $\sigma = 0.903 \text{ S/m}$ ;  $\epsilon_r = 40.975$ ;  $\rho = 1000 \text{ kg/m}^3$

Phantom section: Flat Section

Measurement Standard: DASYS (IEEE/IEC/ANSI C63.19-2007)

DASY Configuration:

- Probe: ES3DV3 - SN3225; ConvF(6.19, 6.19, 6.19); Calibrated: 1/10/2013;
- Sensor-Surface: 3mm (Mechanical Surface Detection),  $z = 2.0, 32.0$
- Electronics: DAE4 Sn881; Calibrated: 1/14/2013
- Phantom: SAM 1; Type: SAM 4.0; Serial: 1076
- DASYS2 52.8.4(1052); SEMCAD X 14.6.8(7028)

**Configuration/d=15mm, Pin=1000mW/Area Scan (31x121x1):** Interpolated grid:  $dx=1.500 \text{ mm}$ ,  $dy=1.500 \text{ mm}$

Reference Value = 111.7 V/m; Power Drift = 0.00 dB

**Fast SAR: SAR(1 g) = 9.27 W/kg; SAR(10 g) = 6.3 W/kg**

Maximum value of SAR (interpolated) = 10.6 W/kg

**Configuration/d=15mm, Pin=1000mW/Zoom Scan (5x5x7) (5x5x7)/Cube**

**0:** Measurement grid:  $dx=7.5\text{mm}$ ,  $dy=7.5\text{mm}$ ,  $dz=5\text{mm}$

Reference Value = 111.7 V/m; Power Drift = 0.00 dB

Peak SAR (extrapolated) = 13.5 W/kg

**SAR(1 g) = 9.17 W/kg; SAR(10 g) = 6.03 W/kg**

Maximum value of SAR (measured) = 10.7 W/kg

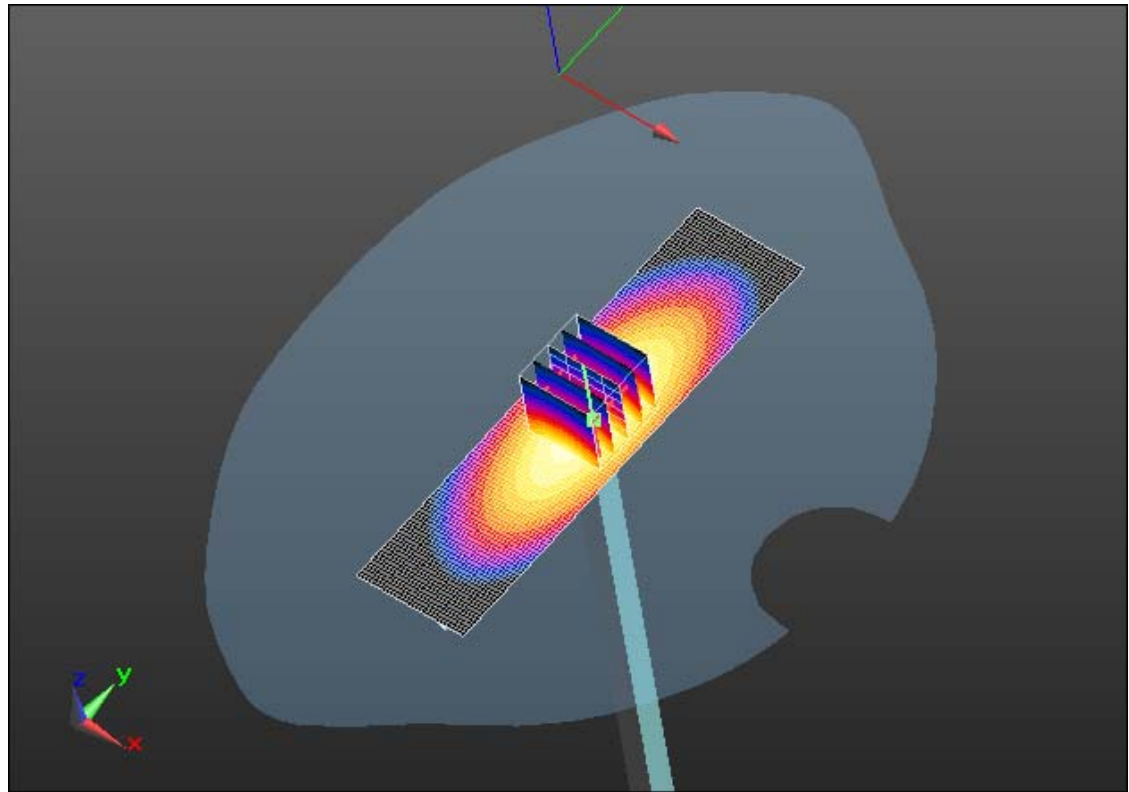
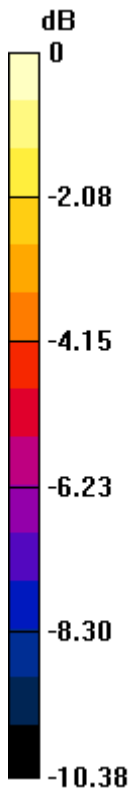
Author Data  
**Andrew Becker**

Dates of Test  
**Mar 04 – May 13, 2013**


Test Report No  
**RTS-6036-1305-12**

FCC ID:  
**L6ARFT80UW**

IC  
**2503A-RFT80UW**



0 dB = 10.7 W/kg = 10.29 dBW/kg

	Document			Page
	Appendix A for the BlackBerry® Smartphone Model RFT81UW SAR Report			6(23)
Author Data	Dates of Test	Test Report No	FCC ID:	IC
Andrew Becker	Mar 04 – May 13, 2013	RTS-6036-1305-12	L6ARFT80UW	2503A-RFT80UW

Date/Time: 3/19/2013 12:31:37 AM

Test Laboratory: RIM Testing Services

**DipoleValidation\_835MHz\_03\_19\_13\_Amb\_Tem\_23.5\_Liq\_Tem\_21.4C**

**DUT: Dipole 835 MHz; Type: D835V2; Serial: D835V2 - SN:4d043**

Communication System: CW; Frequency: 835 MHz

Medium parameters used:  $f = 835 \text{ MHz}$ ;  $\sigma = 0.932 \text{ S/m}$ ;  $\epsilon_r = 43.198$ ;  $\rho = 1000 \text{ kg/m}^3$

Phantom section: Flat Section

Measurement Standard: DASYS (IEEE/IEC/ANSI C63.19-2007)

DASY Configuration:

- Probe: ES3DV3 - SN3225; ConvF(6.19, 6.19, 6.19); Calibrated: 1/10/2013;
- Sensor-Surface: 3mm (Mechanical Surface Detection),  $z = 2.0, 32.0$
- Electronics: DAE4 Sn881; Calibrated: 1/14/2013
- Phantom: SAM 1; Type: SAM 4.0; Serial: 1076
- DASYS2 52.8.4(1052); SEMCAD X 14.6.8(7028)

**Configuration/d=15mm, Pin=1000mW/Area Scan (31x121x1):** Interpolated grid:  $dx=1.500 \text{ mm}$ ,  $dy=1.500 \text{ mm}$

Reference Value = 108.9 V/m; Power Drift = -0.14 dB

**Fast SAR: SAR(1 g) = 8.72 W/kg; SAR(10 g) = 5.92 W/kg**

Maximum value of SAR (interpolated) = 9.96 W/kg

**Configuration/d=15mm, Pin=1000mW/Zoom Scan (5x5x7) (5x5x7)/Cube**

**0:** Measurement grid:  $dx=7.5\text{mm}$ ,  $dy=7.5\text{mm}$ ,  $dz=5\text{mm}$

Reference Value = 108.9 V/m; Power Drift = -0.14 dB

Peak SAR (extrapolated) = 12.5 W/kg

**SAR(1 g) = 8.64 W/kg; SAR(10 g) = 5.68 W/kg**

Maximum value of SAR (measured) = 10.1 W/kg

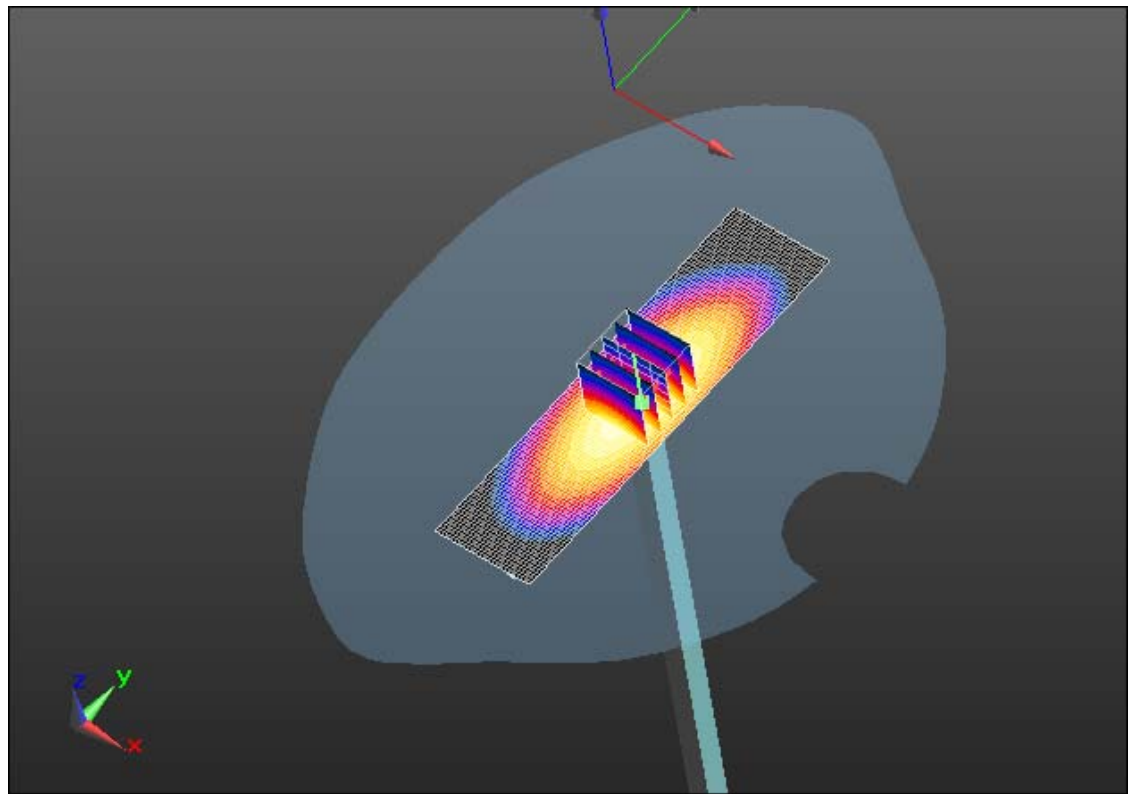
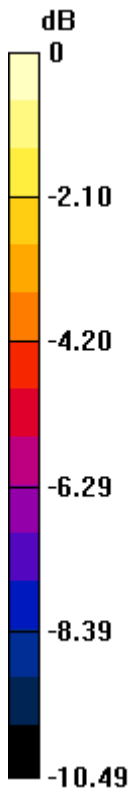
Author Data  
**Andrew Becker**

Dates of Test  
**Mar 04 – May 13, 2013**


Test Report No  
**RTS-6036-1305-12**

FCC ID:  
**L6ARFT80UW**

IC  
**2503A-RFT80UW**



0 dB = 10.1 W/kg = 10.04 dBW/kg

	Document			Page
	Appendix A for the BlackBerry® Smartphone Model RFT81UW SAR Report			8(23)
Author Data	Dates of Test	Test Report No	FCC ID:	IC
Andrew Becker	Mar 04 – May 13, 2013	RTS-6036-1305-12	L6ARFT80UW	2503A-RFT80UW

Date/Time: 3/11/2013 12:59:38 AM

Test Laboratory: RIM Testing Services

DipoleValidation\_1900MHz\_03\_11\_13\_Amb\_Tem\_24.2\_Liq\_Tem\_22.0C

**DUT: Dipole 1900 MHz; Type: D1900V2; Serial: D1900V2 - SN:5d075**

Communication System: CW; Frequency: 1900 MHz

Medium parameters used:  $f = 1900$  MHz;  $\sigma = 1.388$  S/m;  $\epsilon_r = 38.529$ ;  $\rho = 1000$  kg/m<sup>3</sup>

Phantom section: Flat Section

Measurement Standard: DASYS (IEEE/IEC/ANSI C63.19-2007)

DASY Configuration:

- Probe: ES3DV3 - SN3225; ConvF(5.35, 5.35, 5.35); Calibrated: 1/10/2013;
- Sensor-Surface: 3mm (Mechanical Surface Detection),  $z = 2.0, 32.0$
- Electronics: DAE4 Sn881; Calibrated: 1/14/2013
- Phantom: SAM 1; Type: SAM 4.0; Serial: 1076
- DASYS2 52.8.4(1052); SEMCAD X 14.6.8(7028)

**Configuration/d=10mm, Pin=1000mW/Area Scan (31x61x1):** Interpolated grid:  $dx=1.500$  mm,  $dy=1.500$  mm

Reference Value = 179.4 V/m; Power Drift = -0.02 dB

**Fast SAR: SAR(1 g) = 38.8 W/kg; SAR(10 g) = 20.7 W/kg**

Maximum value of SAR (interpolated) = 43.9 W/kg

**Configuration/d=10mm, Pin=1000mW/Zoom Scan (5x5x7) (5x5x7)/Cube**

**0:** Measurement grid:  $dx=7.5$ mm,  $dy=7.5$ mm,  $dz=5$ mm

Reference Value = 179.4 V/m; Power Drift = -0.02 dB

Peak SAR (extrapolated) = 69.3 W/kg

**SAR(1 g) = 38.3 W/kg; SAR(10 g) = 20.1 W/kg**

Maximum value of SAR (measured) = 43.1 W/kg




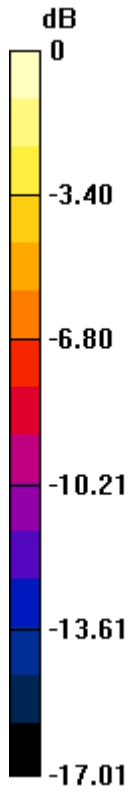
Author Data  
**Andrew Becker**

Dates of Test  
**Mar 04 – May 13, 2013**


Test Report No  
**RTS-6036-1305-12**

FCC ID:  
**L6ARFT80UW**

IC  
**2503A-RFT80UW**



0 dB = 43.1 W/kg = 16.34 dBW/kg

	Document			Page
	Appendix A for the BlackBerry® Smartphone Model RFT81UW SAR Report			10(23)
Author Data	Dates of Test	Test Report No	FCC ID:	IC
Andrew Becker	Mar 04 – May 13, 2013	RTS-6036-1305-12	L6ARFT80UW	2503A-RFT80UW

Date/Time: 3/24/2013 1:47:25 AM

Test Laboratory: RIM Testing Services

DipoleValidation\_1900MHz\_03\_24\_13\_Amb\_Tem\_23.6C\_Liq\_Tem\_21.8  
C

**DUT: Dipole 1900 MHz; Type: D1900V2; Serial: D1900V2 - SN:5d075**

Communication System: CW; Frequency: 1900 MHz

Medium parameters used:  $f = 1900$  MHz;  $\sigma = 1.423$  S/m;  $\epsilon_r = 38.343$ ;  $\rho = 1000$  kg/m<sup>3</sup>

Phantom section: Flat Section

Measurement Standard: DASYS (IEEE/IEC/ANSI C63.19-2007)

DASY Configuration:

- Probe: ES3DV3 - SN3225; ConvF(5.35, 5.35, 5.35); Calibrated: 1/10/2013;
- Sensor-Surface: 3mm (Mechanical Surface Detection),  $z = 2.0, 32.0$
- Electronics: DAE4 Sn881; Calibrated: 1/14/2013
- Phantom: SAM 1; Type: SAM 4.0; Serial: 1076
- DASYS2 52.8.4(1052); SEMCAD X 14.6.8(7028)

**Configuration/d=10mm, Pin=1000mW/Area Scan (31x61x1):** Interpolated grid:  $dx=1.500$  mm,  $dy=1.500$  mm

Reference Value = 175.8 V/m; Power Drift = -0.02 dB

**Fast SAR: SAR(1 g) = 38.4 W/kg; SAR(10 g) = 20.5 W/kg**

Maximum value of SAR (interpolated) = 43.4 W/kg

**Configuration/d=10mm, Pin=1000mW/Zoom Scan (5x5x7) (5x5x7)/Cube**

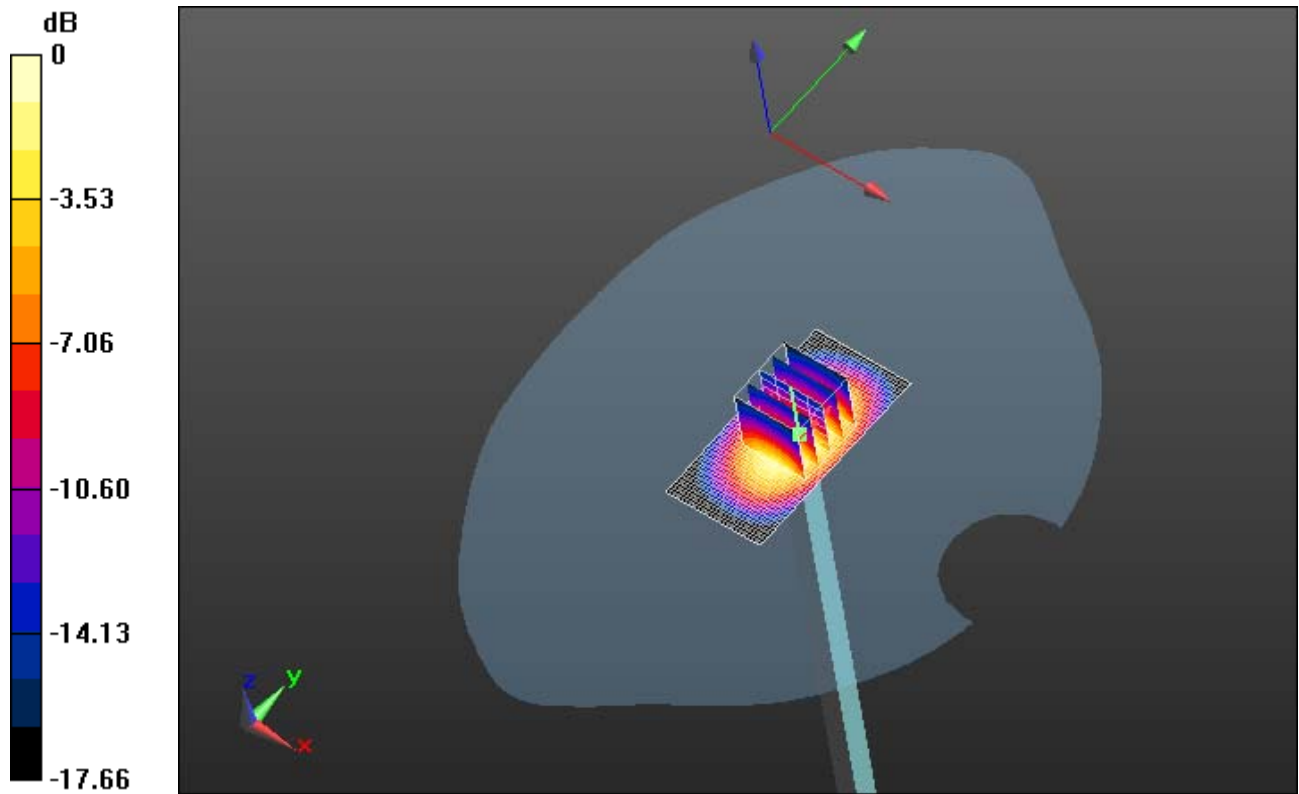
**0:** Measurement grid:  $dx=7.5$ mm,  $dy=7.5$ mm,  $dz=5$ mm

Reference Value = 175.8 V/m; Power Drift = -0.02 dB


Peak SAR (extrapolated) = 70.3 W/kg

**SAR(1 g) = 38.2 W/kg; SAR(10 g) = 19.8 W/kg**

Maximum value of SAR (measured) = 42.8 W/kg



0 dB = 42.8 W/kg = 16.31 dBW/kg

	Document			Page
	Appendix A for the BlackBerry® Smartphone Model RFT81UW SAR Report			12(23)
Author Data	Dates of Test	Test Report No	FCC ID:	IC
Andrew Becker	Mar 04 – May 13, 2013	RTS-6036-1305-12	L6ARFT80UW	2503A-RFT80UW

Date/Time: 4/2/2013 5:20:39 AM

Test Laboratory: RIM Testing Services

DipoleValidation\_1900MHz\_04\_02\_13\_Amb\_Tem\_24.0C\_Liq\_Tem\_22.4

C

**DUT: Dipole 1900 MHz; Type: D1900V2; Serial: D1900V2 - SN:5d075**

Communication System: CW; Frequency: 1900 MHz

Medium parameters used:  $f = 1900$  MHz;  $\sigma = 1.456$  S/m;  $\epsilon_r = 38.441$ ;  $\rho = 1000$  kg/m<sup>3</sup>

Phantom section: Flat Section

Measurement Standard: DASYS (IEEE/IEC/ANSI C63.19-2007)

DASY Configuration:

- Probe: ES3DV3 - SN3225; ConvF(5.35, 5.35, 5.35); Calibrated: 1/10/2013;
- Sensor-Surface: 3mm (Mechanical Surface Detection),  $z = 2.0, 32.0$
- Electronics: DAE4 Sn881; Calibrated: 1/14/2013
- Phantom: SAM 1; Type: SAM 4.0; Serial: 1076
- DASYS2 52.8.4(1052); SEMCAD X 14.6.8(7028)

**Configuration/d=10mm, Pin=1000mW/Area Scan (31x61x1):** Interpolated

grid:  $dx=1.500$  mm,  $dy=1.500$  mm

Reference Value = 174.4 V/m; Power Drift = -0.08 dB

**Fast SAR: SAR(1 g) = 38.2 W/kg; SAR(10 g) = 20.4 W/kg**

Maximum value of SAR (interpolated) = 43.1 W/kg

**Configuration/d=10mm, Pin=1000mW/Zoom Scan (5x5x7) (5x5x7)/Cube**

**0:** Measurement grid:  $dx=7.5$ mm,  $dy=7.5$ mm,  $dz=5$ mm

Reference Value = 174.4 V/m; Power Drift = -0.08 dB

Peak SAR (extrapolated) = 68.5 W/kg

**SAR(1 g) = 37.3 W/kg; SAR(10 g) = 19.4 W/kg**

Maximum value of SAR (measured) = 42.0 W/kg

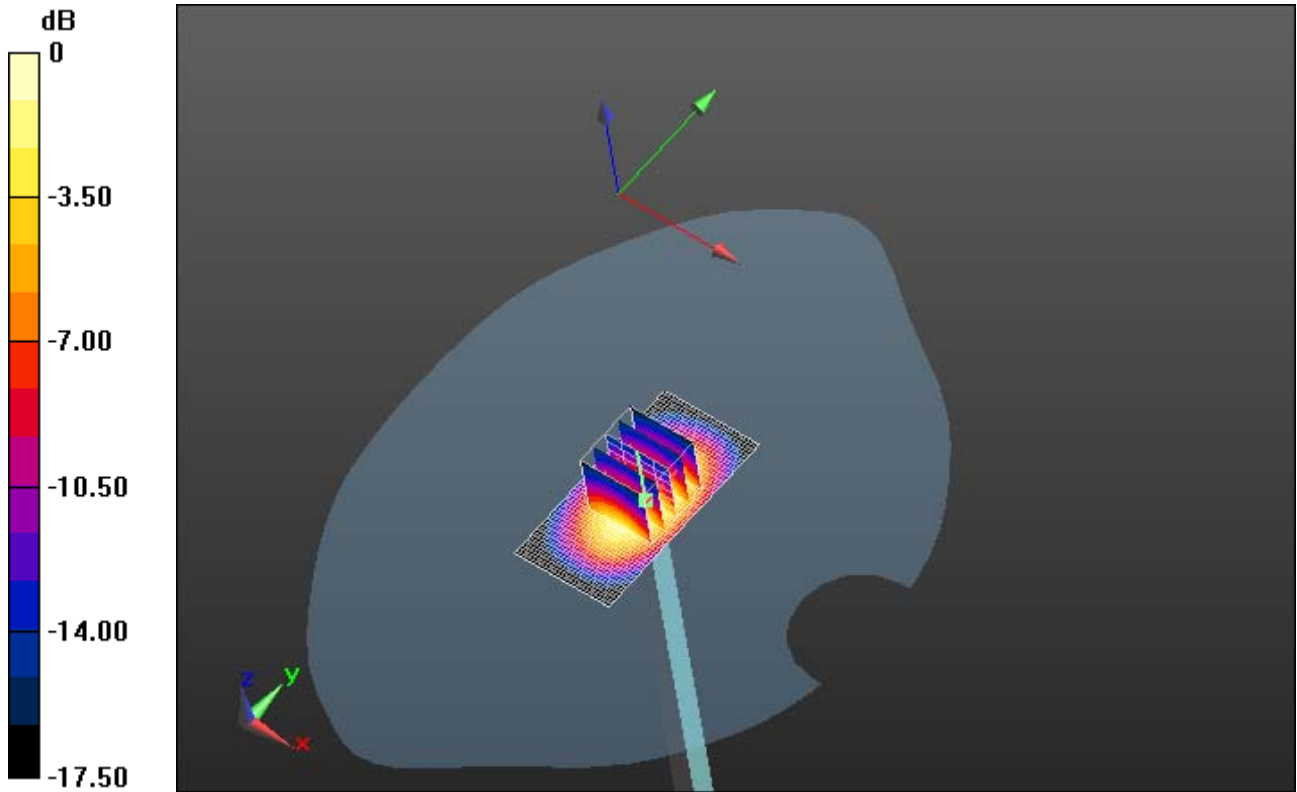
Author Data  
**Andrew Becker**

Dates of Test  
**Mar 04 – May 13, 2013**


Test Report No  
**RTS-6036-1305-12**

FCC ID:  
**L6ARFT80UW**

IC  
**2503A-RFT80UW**



0 dB = 42.0 W/kg = 16.23 dBW/kg

	Document			Page
	<b>Appendix A for the BlackBerry® Smartphone Model RFT81UW SAR Report</b>			<b>14(23)</b>
Author Data	Dates of Test	Test Report No	FCC ID:	IC
<b>Andrew Becker</b>	<b>Mar 04 – May 13, 2013</b>	<b>RTS-6036-1305-12</b>	<b>L6ARFT80UW</b>	<b>2503A-RFT80UW</b>

Date/Time: 4/8/2013 12:58:08 AM

Test Laboratory: RIM Testing Services

**DipoleValidation\_1900MHz\_04\_08\_13\_Amb\_Tem\_23.4C\_Liq\_Tem\_21.9**

**C**

**DUT: Dipole 1900 MHz; Type: D1900V2; Serial: D1900V2 - SN:545**

Communication System: CW; Frequency: 1900 MHz

Medium parameters used:  $f = 1900$  MHz;  $\sigma = 1.381$  S/m;  $\epsilon_r = 38.283$ ;  $\rho = 1000$  kg/m<sup>3</sup>

Phantom section: Flat Section

Measurement Standard: DASYS (IEEE/IEC/ANSI C63.19-2007)

DASY Configuration:

- Probe: ES3DV3 - SN3225; ConvF(5.35, 5.35, 5.35); Calibrated: 1/10/2013;
- Sensor-Surface: 4mm (Mechanical Surface Detection),  $z = 2.0, 32.0$
- Electronics: DAE4 Sn881; Calibrated: 1/14/2013
- Phantom: SAM 1; Type: SAM 4.0; Serial: 1076
- DASYS2 52.8.4(1052); SEMCAD X 14.6.8(7028)

**Configuration/d=10mm, Pin=1000mW/Area Scan (31x61x1):** Interpolated grid:  $dx=1.500$  mm,  $dy=1.500$  mm

Reference Value = 177.4 V/m; Power Drift = -0.05 dB

**Fast SAR: SAR(1 g) = 37.3 W/kg; SAR(10 g) = 19.9 W/kg**

Maximum value of SAR (interpolated) = 42.0 W/kg

**Configuration/d=10mm, Pin=1000mW/Zoom Scan (5x5x7) (5x5x7)/Cube**

**0:** Measurement grid:  $dx=7.5$ mm,  $dy=7.5$ mm,  $dz=5$ mm

Reference Value = 177.4 V/m; Power Drift = -0.05 dB

Peak SAR (extrapolated) = 66.7 W/kg

**SAR(1 g) = 36.8 W/kg; SAR(10 g) = 19.3 W/kg**

Maximum value of SAR (measured) = 41.5 W/kg

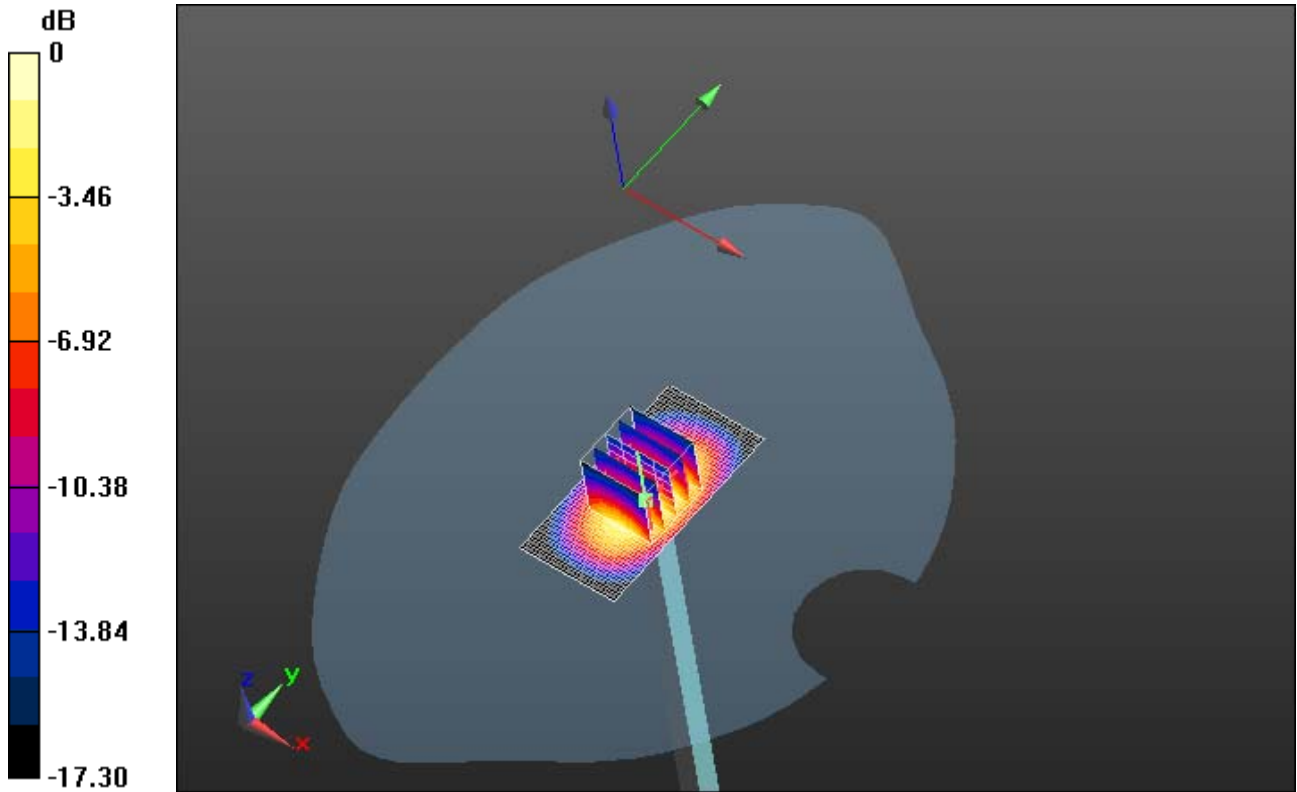
Author Data  
**Andrew Becker**

Dates of Test  
**Mar 04 – May 13, 2013**


Test Report No  
**RTS-6036-1305-12**

FCC ID:  
**L6ARFT80UW**

IC  
**2503A-RFT80UW**



0 dB = 41.5 W/kg = 16.18 dBW/kg

	Document			Page
	Appendix A for the BlackBerry® Smartphone Model RFT81UW SAR Report			16(23)
Author Data	Dates of Test	Test Report No	FCC ID:	IC
Andrew Becker	Mar 04 – May 13, 2013	RTS-6036-1305-12	L6ARFT80UW	2503A-RFT80UW

Date/Time: 4/19/2013 1:42:38 AM

Test Laboratory: RIM Testing Services

## DipoleValidation\_1900MHz\_04\_19\_13\_Amb\_Tem\_23.6C\_Liq\_Tem\_22.1 C

**DUT: Dipole 1900 MHz; Type: D1900V2; Serial: D1900V2 - SN:545**

Communication System: CW; Frequency: 1900 MHz

Medium parameters used:  $f = 1900$  MHz;  $\sigma = 1.376$  S/m;  $\epsilon_r = 38.81$ ;  $\rho = 1000$  kg/m<sup>3</sup>

Phantom section: Flat Section

Measurement Standard: DASYS (IEEE/IEC/ANSI C63.19-2007)

DASY Configuration:

- Probe: ES3DV3 - SN3225; ConvF(5.35, 5.35, 5.35); Calibrated: 1/10/2013;
- Sensor-Surface: 3mm (Mechanical Surface Detection),  $z = 2.0, 32.0$
- Electronics: DAE4 Sn881; Calibrated: 1/14/2013
- Phantom: SAM 1; Type: SAM 4.0; Serial: 1076
- DASYS2 52.8.4(1052); SEMCAD X 14.6.8(7028)

**Configuration/d=10mm, Pin=1000mW/Area Scan (31x61x1):** Interpolated  
grid:  $dx=1.500$  mm,  $dy=1.500$  mm

Reference Value = 191.2 V/m; Power Drift = 0.02 dB

**Fast SAR: SAR(1 g) = 37.5 W/kg; SAR(10 g) = 19.8 W/kg**

Maximum value of SAR (interpolated) = 46.9 W/kg

**Configuration/d=10mm, Pin=1000mW/Zoom Scan (5x5x7) (5x5x7)/Cube**

**0:** Measurement grid:  $dx=7.5$ mm,  $dy=7.5$ mm,  $dz=5$ mm

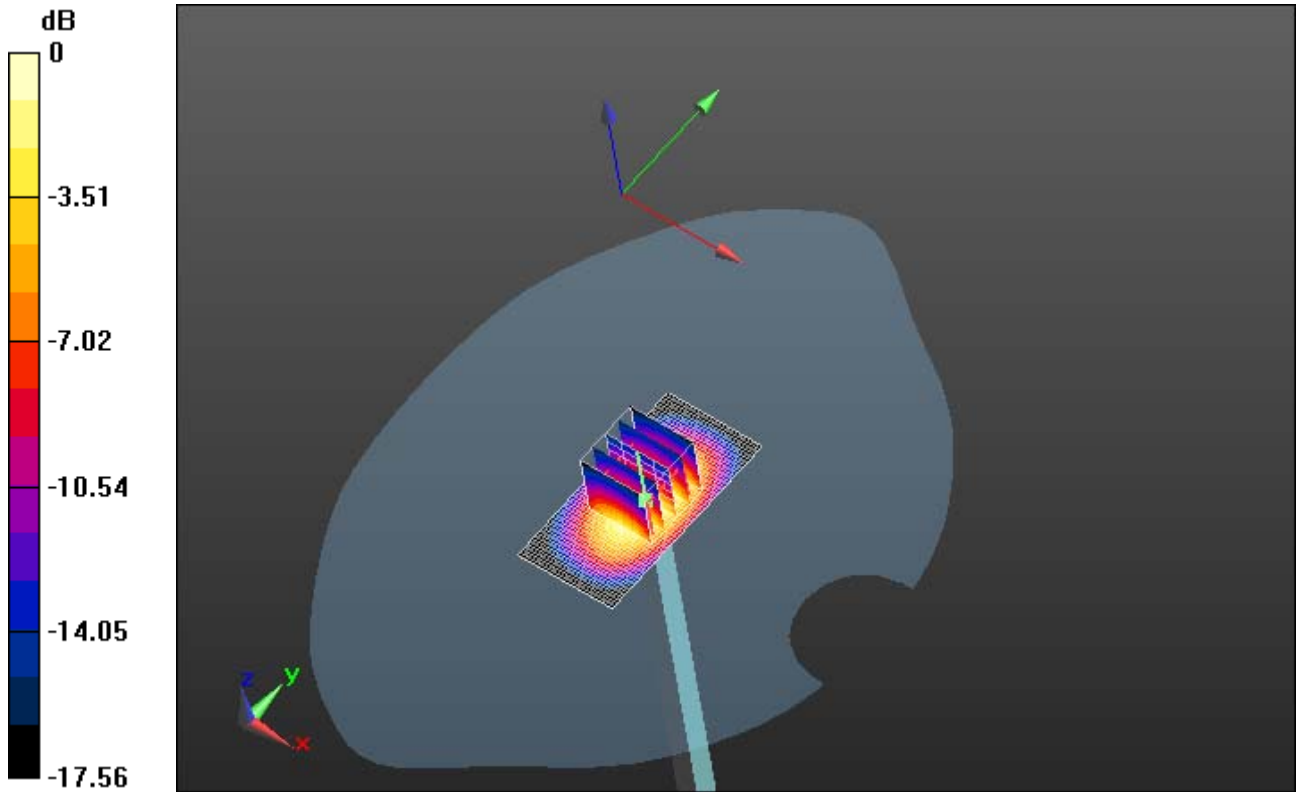
Reference Value = 191.2 V/m; Power Drift = 0.02 dB

Peak SAR (extrapolated) = 66.2 W/kg


**SAR(1 g) = 36.8 W/kg; SAR(10 g) = 19.1 W/kg**

Maximum value of SAR (measured) = 47.0 W/kg





0 dB = 47.0 W/kg = 16.72 dBW/kg

	Document			Page
	Appendix A for the BlackBerry® Smartphone Model RFT81UW SAR Report			18(23)
Author Data	Dates of Test	Test Report No	FCC ID:	IC
Andrew Becker	Mar 04 – May 13, 2013	RTS-6036-1305-12	L6ARFT80UW	2503A-RFT80UW

Date/Time: 4/25/2013 1:05:05 AM

Test Laboratory: RIM Testing Services

## DipoleValidation\_1900MHz\_04\_25\_13\_Amb\_Tem\_23.5C\_Liq\_Tem\_22.2 C

**DUT: Dipole 1900 MHz; Type: D1900V2; Serial: D1900V2 - SN:545**

Communication System: CW; Frequency: 1900 MHz

Medium parameters used:  $f = 1900$  MHz;  $\sigma = 1.368$  S/m;  $\epsilon_r = 38.74$ ;  $\rho = 1000$  kg/m<sup>3</sup>

Phantom section: Flat Section

Measurement Standard: DASYS (IEEE/IEC/ANSI C63.19-2007)

DASY Configuration:

- Probe: ES3DV3 - SN3225; ConvF(5.35, 5.35, 5.35); Calibrated: 1/10/2013;
- Sensor-Surface: 3mm (Mechanical Surface Detection),  $z = 2.0, 32.0$
- Electronics: DAE4 Sn881; Calibrated: 1/14/2013
- Phantom: SAM 1; Type: SAM 4.0; Serial: 1076
- DASYS2 52.8.4(1052); SEMCAD X 14.6.8(7028)

**Configuration/d=10mm, Pin=1000mW/Area Scan (31x61x1):** Interpolated grid:  $dx=1.500$  mm,  $dy=1.500$  mm

Reference Value = 191.5 V/m; Power Drift = -0.06 dB

**Fast SAR: SAR(1 g) = 36.9 W/kg; SAR(10 g) = 19.5 W/kg**

Maximum value of SAR (interpolated) = 46.2 W/kg

**Configuration/d=10mm, Pin=1000mW/Zoom Scan (5x5x7) (5x5x7)/Cube**

**0:** Measurement grid:  $dx=7.5$ mm,  $dy=7.5$ mm,  $dz=5$ mm

Reference Value = 191.5 V/m; Power Drift = -0.06 dB

Peak SAR (extrapolated) = 64.5 W/kg

**SAR(1 g) = 36.4 W/kg; SAR(10 g) = 19.1 W/kg**

Maximum value of SAR (measured) = 46.3 W/kg

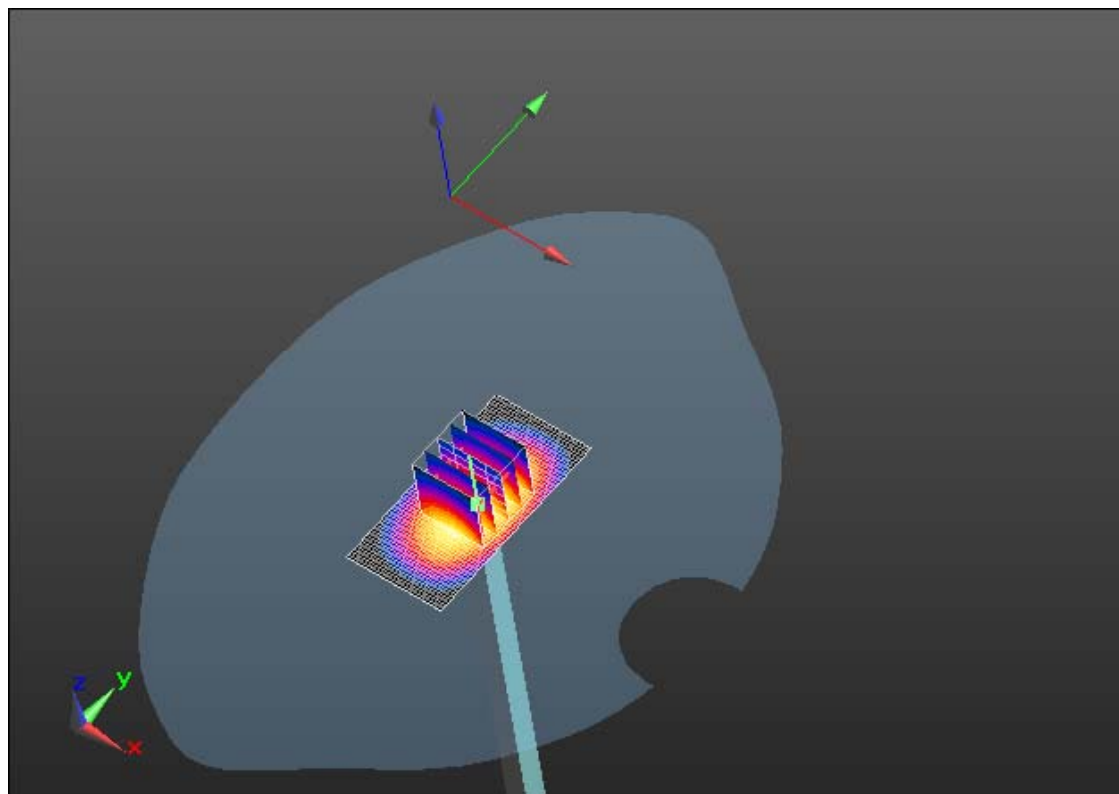
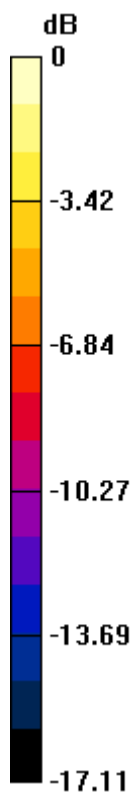
Author Data  
**Andrew Becker**

Dates of Test  
**Mar 04 – May 13, 2013**


Test Report No  
**RTS-6036-1305-12**

FCC ID:  
**L6ARFT80UW**

IC  
**2503A-RFT80UW**



0 dB = 46.3 W/kg = 16.66 dBW/kg

	Document			Page
	Appendix A for the BlackBerry® Smartphone Model RFT81UW SAR Report			20(23)
Author Data	Dates of Test	Test Report No	FCC ID:	IC
Andrew Becker	Mar 04 – May 13, 2013	RTS-6036-1305-12	L6ARFT80UW	2503A-RFT80UW

Date/Time: 5/13/2013 1:06:25 AM

Test Laboratory: RIM Testing Services

DipoleValidation\_1900MHz\_05\_13\_13\_Amb\_Tem\_23.6C\_Liq\_Tem\_21.8  
C

**DUT: Dipole 1900 MHz; Type: D1900V2; Serial: D1900V2 - SN:545**

Communication System: CW; Frequency: 1900 MHz

Medium parameters used:  $f = 1900$  MHz;  $\sigma = 1.384$  S/m;  $\epsilon_r = 39.152$ ;  $\rho = 1000$  kg/m<sup>3</sup>

Phantom section: Flat Section

Measurement Standard: DASYS (IEEE/IEC/ANSI C63.19-2007)

DASY Configuration:

- Probe: ES3DV3 - SN3225; ConvF(5.35, 5.35, 5.35); Calibrated: 1/10/2013;
- Sensor-Surface: 3mm (Mechanical Surface Detection),  $z = 2.0, 32.0$
- Electronics: DAE4 Sn881; Calibrated: 1/14/2013
- Phantom: SAM 1; Type: SAM 4.0; Serial: 1076
- DASYS2 52.8.4(1052); SEMCAD X 14.6.8(7028)

**Configuration/d=10mm, Pin=1000mW/Area Scan (31x61x1):** Interpolated grid:  $dx=1.500$  mm,  $dy=1.500$  mm

Reference Value = 191.3 V/m; Power Drift = 0.00 dB

**Fast SAR: SAR(1 g) = 37.3 W/kg; SAR(10 g) = 19.7 W/kg**

Maximum value of SAR (interpolated) = 46.9 W/kg

**Configuration/d=10mm, Pin=1000mW/Zoom Scan (5x5x7) (5x5x7)/Cube**

**0:** Measurement grid:  $dx=7.5$ mm,  $dy=7.5$ mm,  $dz=5$ mm

Reference Value = 191.3 V/m; Power Drift = 0.00 dB

Peak SAR (extrapolated) = 65.1 W/kg

**SAR(1 g) = 36.7 W/kg; SAR(10 g) = 19.3 W/kg**

Maximum value of SAR (measured) = 46.6 W/kg

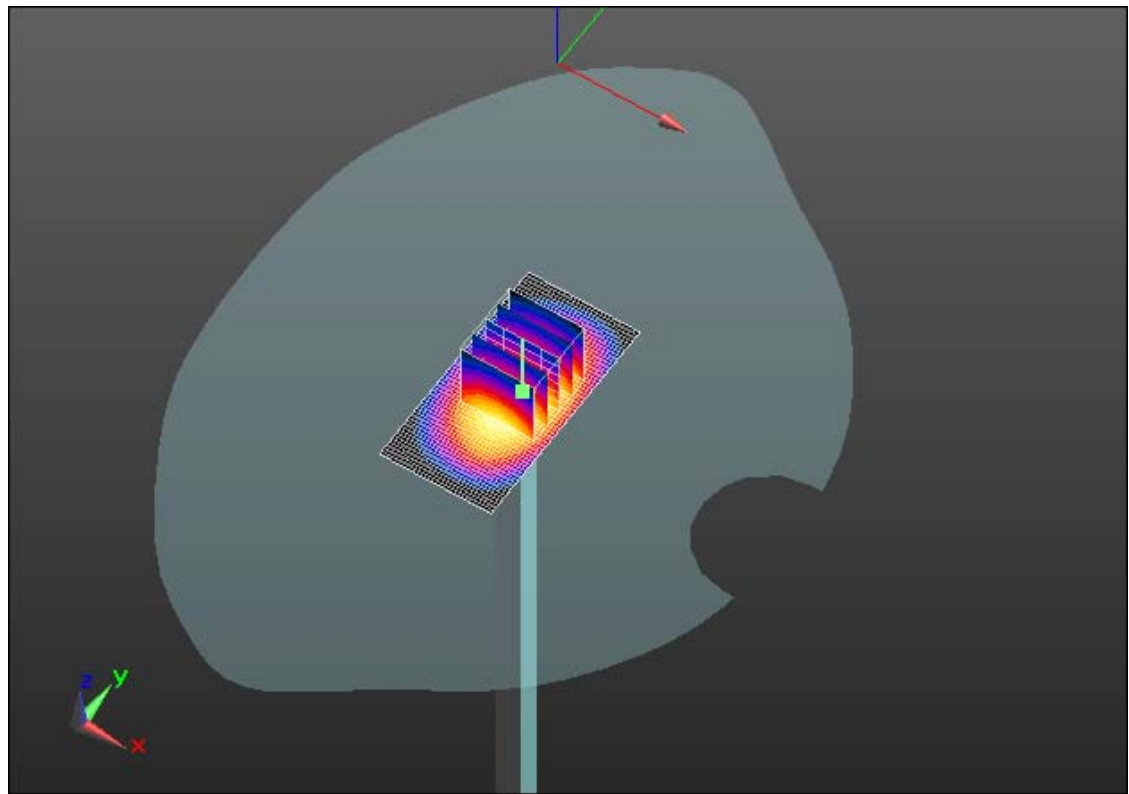
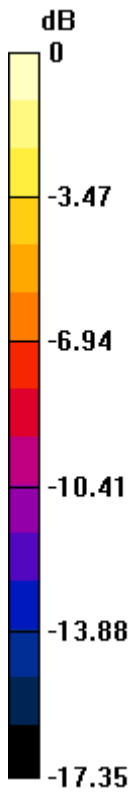
Author Data  
**Andrew Becker**

Dates of Test  
**Mar 04 – May 13, 2013**


Test Report No  
**RTS-6036-1305-12**

FCC ID:  
**L6ARFT80UW**

IC  
**2503A-RFT80UW**



0 dB = 46.6 W/kg = 16.68 dBW/kg

	Document			Page
	Appendix A for the BlackBerry® Smartphone Model RFT81UW SAR Report			22(23)
Author Data	Dates of Test	Test Report No	FCC ID:	IC
Andrew Becker	Mar 04 – May 13, 2013	RTS-6036-1305-12	L6ARFT80UW	2503A-RFT80UW

Date/Time: 3/21/2013 12:16:26 AM

Test Laboratory: RIM Testing Services

DipoleValidation\_2450MHz\_03\_21\_13\_Amb\_Tem\_23.5C\_Liq\_Tem\_21.6

C

**DUT: Dipole 2450 MHz; Type: D2450V2; Serial: D2450V2 - SN:791**

Communication System: CW; Frequency: 2450 MHz

Medium parameters used:  $f = 2450$  MHz;  $\sigma = 1.837$  S/m;  $\epsilon_r = 37.694$ ;  $\rho = 1000$  kg/m<sup>3</sup>

Phantom section: Flat Section

Measurement Standard: DASYS (IEEE/IEC/ANSI C63.19-2007)

DASY Configuration:

- Probe: ES3DV3 - SN3225; ConvF(4.65, 4.65, 4.65); Calibrated: 1/10/2013;
- Sensor-Surface: 3mm (Mechanical Surface Detection),  $z = 2.0, 32.0$
- Electronics: DAE4 Sn881; Calibrated: 1/14/2013
- Phantom: SAM 1; Type: SAM 4.0; Serial: 1076
- DASYS 52.8.4(1052); SEMCAD X 14.6.8(7028)

**System Performance Check at Frequencies above 1 GHz/d=10mm, Pin=1000 mW, dist=3.0mm (ES-Probe)/Area Scan (61x71x1):** Interpolated grid:  $dx=1.200$  mm,  $dy=1.200$  mm

Reference Value = 202.6 V/m; Power Drift = -0.12 dB

**Fast SAR: SAR(1 g) = 51.9 W/kg; SAR(10 g) = 23.1 W/kg**

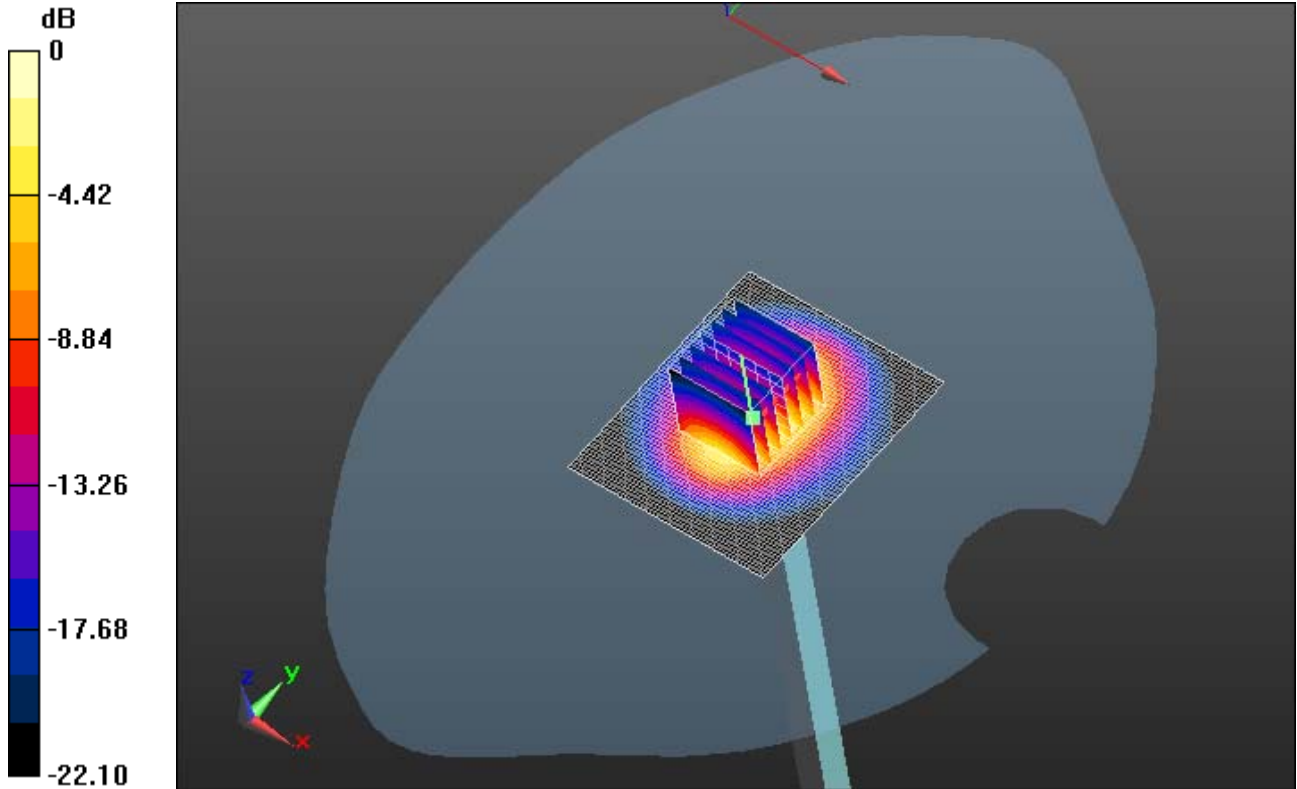
Maximum value of SAR (interpolated) = 71.2 W/kg

**System Performance Check at Frequencies above 1 GHz/d=10mm, Pin=1000 mW, dist=3.0mm (ES-Probe)/Zoom Scan (7x7x7) (7x7x7)/Cube**

**0:** Measurement grid:  $dx=5$ mm,  $dy=5$ mm,  $dz=5$ mm

Reference Value = 202.6 V/m; Power Drift = -0.12 dB

Peak SAR (extrapolated) = 101 W/kg  
**SAR(1 g) = 51.3 W/kg; SAR(10 g) = 24.2 W/kg**  
 Maximum value of SAR (measured) = 66.7 W/kg



0 dB = 66.7 W/kg = 18.24 dBW/kg