	Document Appendix E for the BlackBerry® Smartphone Model RFS121LW SAR Report			Page 1(17)
	Author Data Andrew Becker	Dates of Test Mar 04 – May 13, 2013	Test Report No RTS-6036-1305-06	FCC ID: L6ARFS120LW

APPENDIX E: PHOTOGRAPHS



Figure E1. BlackBerry Smartphone


	Document Appendix E for the BlackBerry® Smartphone Model RFS121LW SAR Report			Page 3(17)
	Author Data Andrew Becker	Dates of Test Mar 04 – May 13, 2013	Test Report No RTS-6036-1305-06	FCC ID: L6ARFS120LW



Figure E2. Body worn holster – front


	Document Appendix E for the BlackBerry® Smartphone Model RFS121LW SAR Report			Page 4(17)
	Author Data Andrew Becker	Dates of Test Mar 04 – May 13, 2013	Test Report No RTS-6036-1305-06	FCC ID: L6ARFS120LW



Figure E3. Body worn holsters – back



Figure E4. Head configuration (Right Touch/Tilt)



Figure E5. Head configuration (Left Touch/Tilt)



Figure E6. Body-worn configuration (No Holster, back side 15mm away)



Figure E7. Body-worn configuration (No Holster, front side 15mm away)



Figure E8. Body-worn configuration (Vertical Holster, back facing phantom)



Figure E9. Body-worn configuration (Vertical Holster, front facing phantom)



Figure E10. Body-worn configuration (No Holster, headset, back 15mm away)



Figure E11. Back side MHS configuration, 10 mm away



Figure E12. Front side MHS configuration, 10 mm away


	Document Appendix E for the BlackBerry® Smartphone Model RFS121LW SAR Report			Page 14(17)
	Author Data Andrew Becker	Dates of Test Mar 04 – May 13, 2013	Test Report No RTS-6036-1305-06	FCC ID: L6ARFS120LW



Figure E13. Right side MHS configuration, 10 mm away



Figure E14. Left side MHS configuration, 10 mm away



Figure E15. Top side MHS configuration, 10 mm away



Figure E16. Bottom side MHS configuration, 10 mm away