	Document Hearing Aid Compatibility Audio Band Magnetic (ABM) T-Coil Test Report for BlackBerry® Smartphone model RFQ111LW		Page 1(109)
	Author Data Daoud Attayi	Dates of Test April 18-24, 2013	Report No RTS-6026-1304-48

Annex A: Probe sensitivity and reference signal measurement plots

Author Data
Daoud Attayi

Dates of Test
April 18-24, 2013

Report No
RTS-6026-1304-48

FCC ID
L6ARFQ110LW

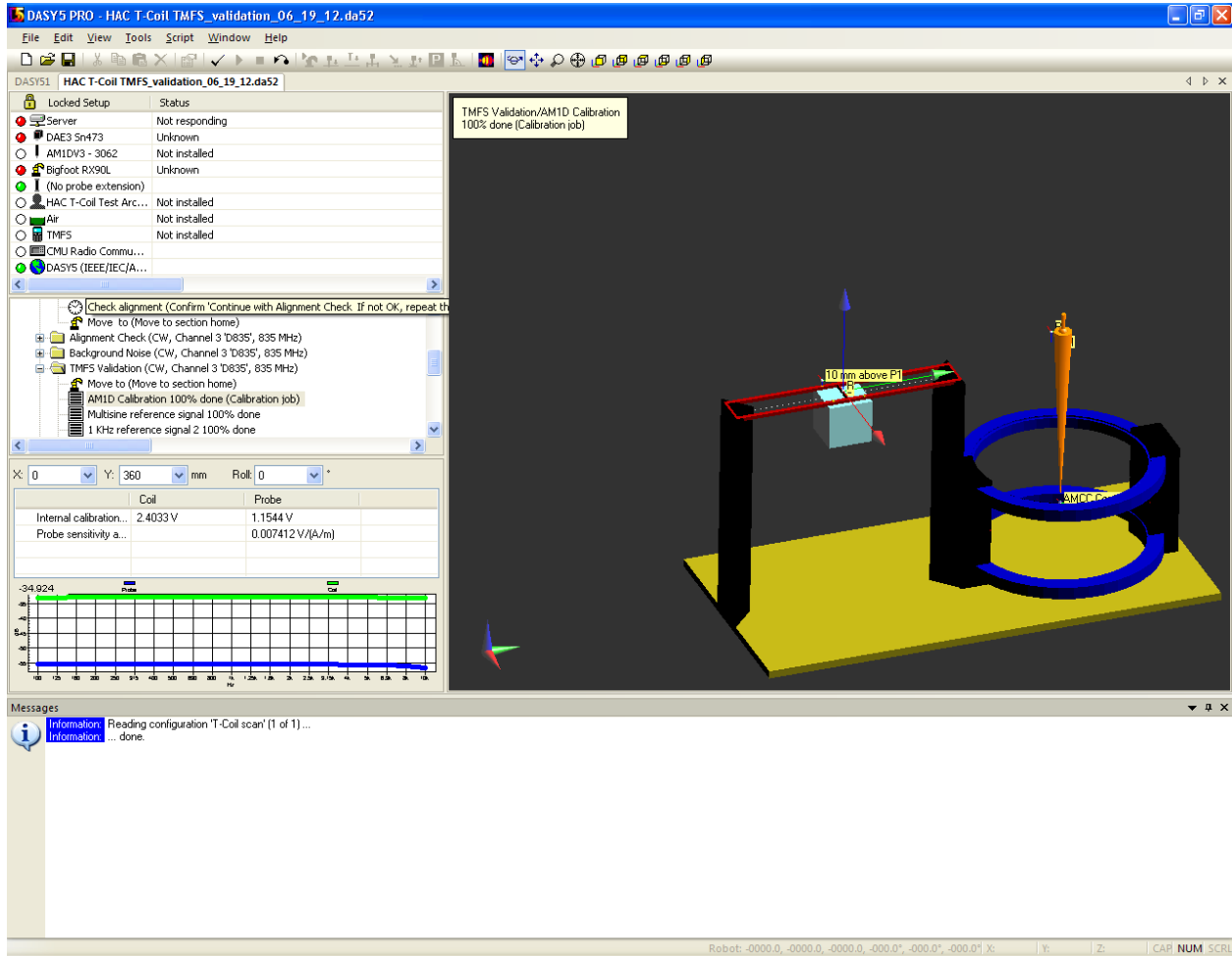


Figure A1: Probe calibration data for coil and probe

Author Data
Daoud Attayi

Dates of Test
April 18-24, 2013

Report No
RTS-6026-1304-48

FCC ID
L6ARFQ110LW

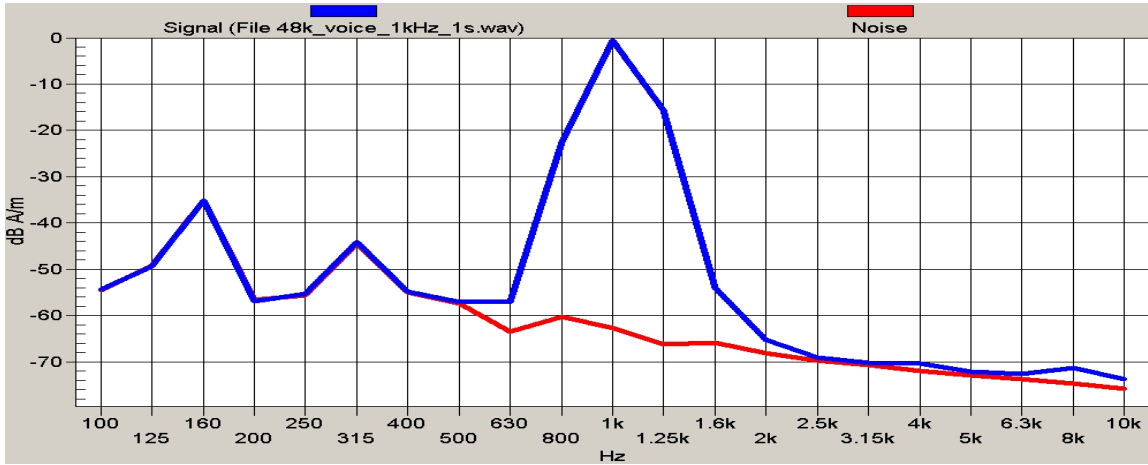


Figure A2: Reference voice 1 kHz signal and noise

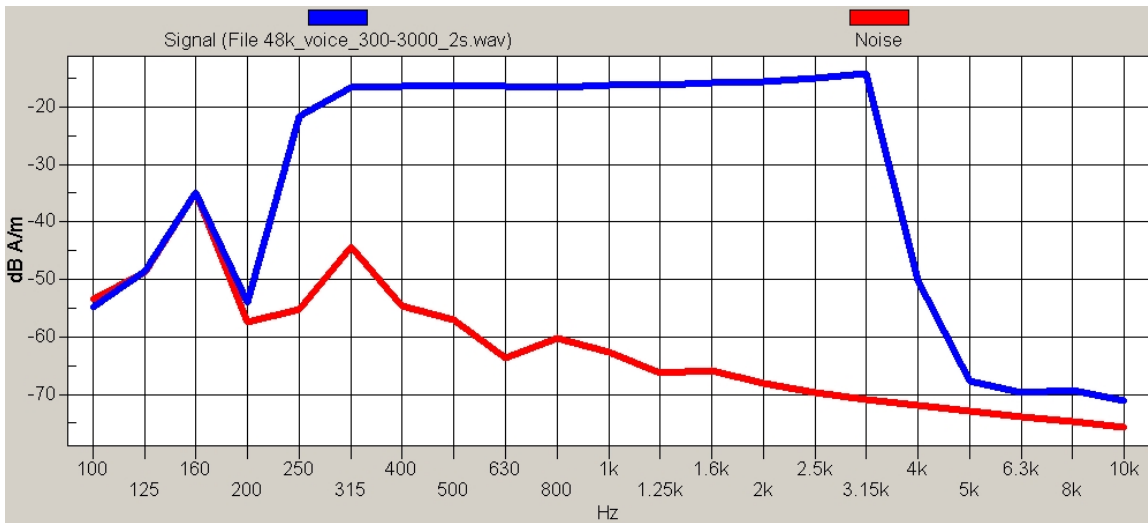




Figure A3: Reference voice simulated signal and noise

	Document Hearing Aid Compatibility Audio Band Magnetic (ABM) T-Coil Test Report for BlackBerry® Smartphone model RFQ111LW		Page 4(109)
	Author Data Daoud Attayi	Dates of Test April 18-24, 2013	Report No RTS-6026-1304-48

Annex B: TMFS system validation and ambient data/plots

	Document Hearing Aid Compatibility Audio Band Magnetic (ABM) T-Coil Test Report for BlackBerry® Smartphone model RFQ111LW		Page 5(109)
	Author Data Daoud Attayi	Dates of Test April 18-24, 2013	Report No RTS-6026-1304-48

Date/Time: 4/18/2013 3:44:12 PM

Test Laboratory: RIM Testing Services

HAC T-Coil TMFS_validation_04_18_13

DUT: TMFS; Type: TMFS-1; Serial: 1003

Communication System: CW; Frequency: 835 MHz
Medium parameters used: $\sigma = 0$ S/m, $\epsilon_r = 1$; $\rho = 0$ kg/m³
Phantom section: TCoil Section
Measurement Standard: DASYS (IEEE/IEC/ANSI C63.19-2007)

DASY Configuration:

- Probe: AM1DV3 - 3062; ; Calibrated: 1/10/2013
- Sensor-Surface: 0mm (Fix Surface), z = 3.0
- Electronics: DAE4 Sn881; Calibrated: 1/14/2013
- Phantom: HAC T-Coil Test Arch with AMCC; Type: SD HAC P01 BA; Serial: Not Specified
- DASYS 52.8.4(1052); SEMCAD X 14.6.8(7028)


T-Coil scan/Background Noise/z (axial) noise/ABM Noise Spectrum(x,y,z,f) (1x1x1): Measurement grid: dx=10mm, dy=10mm
Signal Type: Off
Output Gain: 0
Measure Window Start: 2000ms
Measure Window Length: 5000ms
Device Reference Point: 0, 0, -6.3 mm

Cursor:

ABM = -55.96 dBA/m
Location: 0, 0, 13 mm

T-Coil scan/Background Noise/x (longitudinal) noise/ABM Noise Spectrum(x,y,z,f) (1x1x1):

Measurement grid: dx=10mm, dy=10mm
Signal Type: Off
Output Gain: 0

	Document Hearing Aid Compatibility Audio Band Magnetic (ABM) T-Coil Test Report for BlackBerry® Smartphone model RFQ111LW		Page 6(109)
	Author Data Daoud Attayi	Dates of Test April 18-24, 2013	Report No RTS-6026-1304-48

Measure Window Start: 2000ms
Measure Window Length: 5000ms
Device Reference Point: 0, 0, -6.3 mm

Cursor:

ABM = -55.99 dBA/m
Location: 0, 0, 13 mm

T-Coil scan/Background Noise/y (transversal) noise/ABM Noise Spectrum(x,y,z,f) (1x1x1):

Measurement grid: dx=10mm, dy=10mm
Signal Type: Off
Output Gain: 0
Measure Window Start: 2000ms
Measure Window Length: 5000ms
Device Reference Point: 0, 0, -6.3 mm

Cursor:

ABM = -55.98 dBA/m
Location: 0, 0, 13 mm

T-Coil scan/TMFS Validation/z (axial) 8 x 8 step 2/ABM Signal(x,y,z) (5x5x1): Measurement grid:


dx=10mm, dy=10mm
Signal Type: 1 kHz Sine
Output Gain: 34.95
Measure Window Start: 0ms
Measure Window Length: 1000ms
BWC applied: 0.0028 dB
Device Reference Point: 0, 0, -6.3 mm

Cursor:

ABM1 comp = -20.46 dBA/m
BWC Factor = 0.0028 dB
Location: 2, 0, 3.7 mm

T-Coil scan/TMFS Validation/x (longitudinal) 52 x 16 step 4/ABM Signal(x,y,z) (14x5x1):

Measurement grid: dx=10mm, dy=10mm
Signal Type: 1 kHz Sine

	Document Hearing Aid Compatibility Audio Band Magnetic (ABM) T-Coil Test Report for BlackBerry® Smartphone model RFQ111LW		Page 7(109)
	Author Data Daoud Attayi	Dates of Test April 18-24, 2013	Report No RTS-6026-1304-48

Output Gain: 34.95
Measure Window Start: 0ms
Measure Window Length: 1000ms
BWC applied: 0.0028 dB
Device Reference Point: 0, 0, -6.3 mm

Cursor:

ABM1 comp = -26.00 dBA/m
BWC Factor = 0.0028 dB
Location: -18, 0, 3.7 mm

T-Coil scan/TMFS Validation/y (transversal) 16 x 52 step 4/ABM Signal(x,y,z) (5x14x1): Measurement grid: dx=10mm, dy=10mm
Signal Type: 1 kHz Sine
Output Gain: 34.95
Measure Window Start: 0ms
Measure Window Length: 1000ms
BWC applied: 0.0028 dB
Device Reference Point: 0, 0, -6.3 mm


Cursor:

ABM1 comp = -26.56 dBA/m
BWC Factor = 0.0028 dB
Location: 0, -18, 3.7 mm

T-Coil scan/TMFS Validation/z (axial) wideband multisine at best S/N/ABM Freq Resp(x,y,z,f) (1x1x1): Measurement grid: dx=10mm, dy=10mm
Signal Type: Audio File (.wav) 48k_multisine_50_10k_10s.wav
Output Gain: 87.87
Measure Window Start: 2000ms
Measure Window Length: 5000ms
BWC applied: 13.16 dB
Device Reference Point: 0, 0, -6.3 mm

Cursor:

Diff = 1.99 dB
BWC Factor = 13.16 dB

	Document Hearing Aid Compatibility Audio Band Magnetic (ABM) T-Coil Test Report for BlackBerry® Smartphone model RFQ111LW		Page 8(109)
	Author Data Daoud Attayi	Dates of Test April 18-24, 2013	Report No RTS-6026-1304-48

Location: 0.9, 0.8, 4.4 mm

T-Coil scan/TMFS Validation/z (axial) wideband multisine at best S/N 2/ABM Freq Resp(x,y,z,f)

(1x1x1): Measurement grid: dx=10mm, dy=10mm

Signal Type: Audio File (.wav) 48k_multisine_50_10k_10s.wav

Output Gain: 86.87

Measure Window Start: 300ms

Measure Window Length: 4000ms

BWC applied: 13.16 dB


Device Reference Point: 0, 0, -6.3 mm

Cursor:

Diff = 1.99 dB

BWC Factor = 13.16 dB

Location: 0.9, 0.8, 5.1 mm



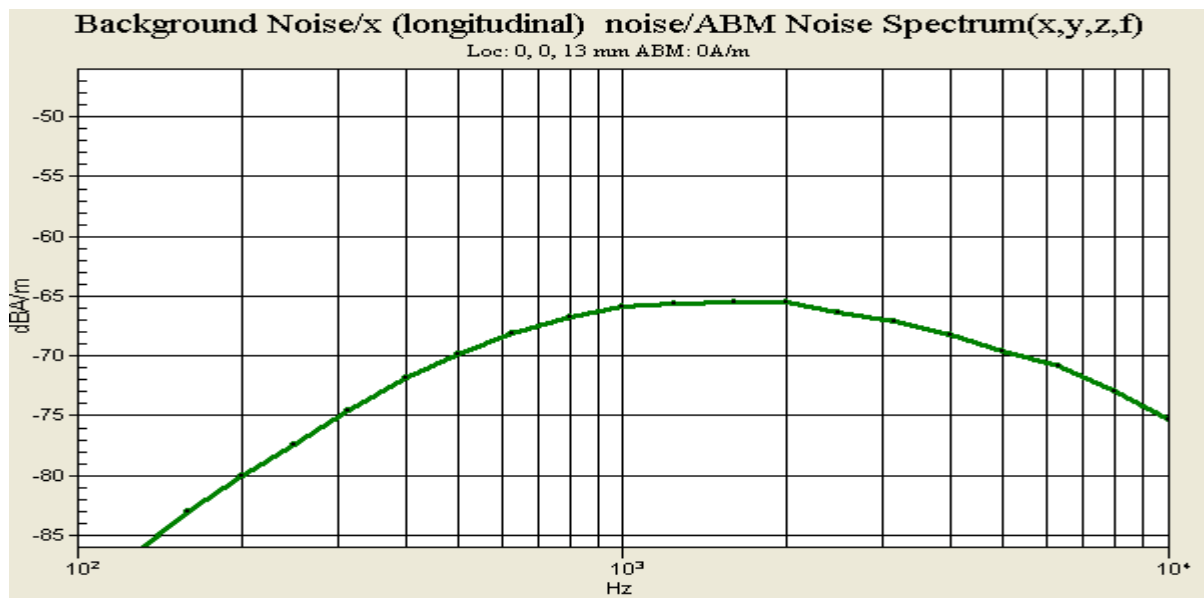
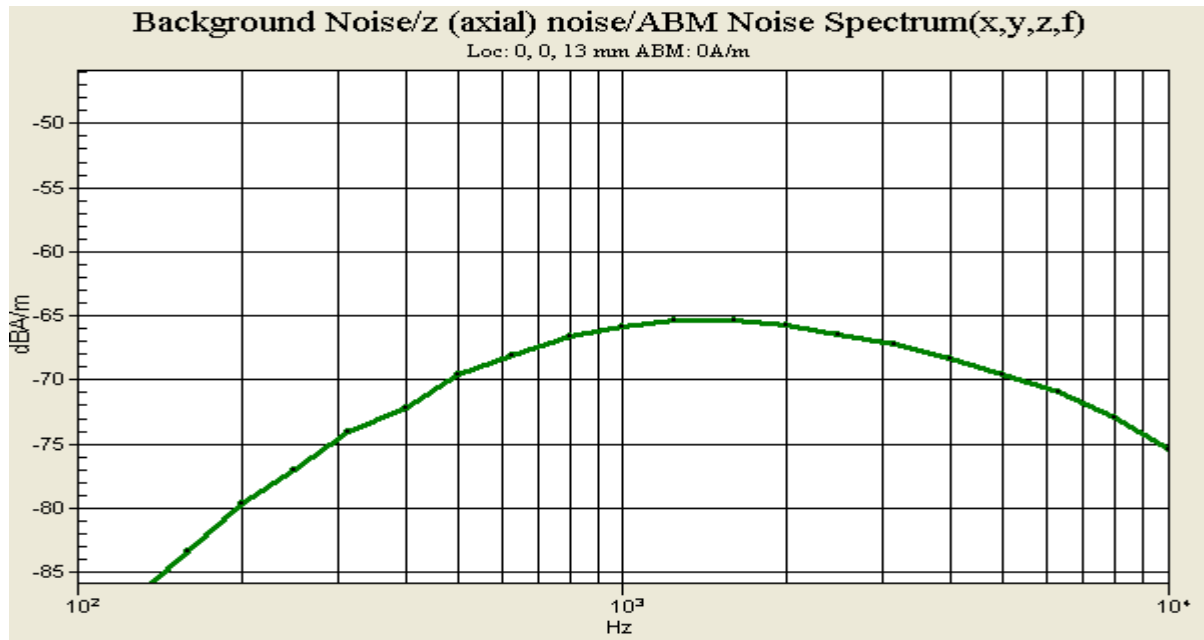
Author Data
Daoud Attayi

Dates of Test
April 18-24, 2013

Report No
RTS-6026-1304-48

FCC ID
L6ARFQ110LW

$$0 \text{ dB} = 1.000 \text{ A/m} = 0.00 \text{ dBA/m}$$



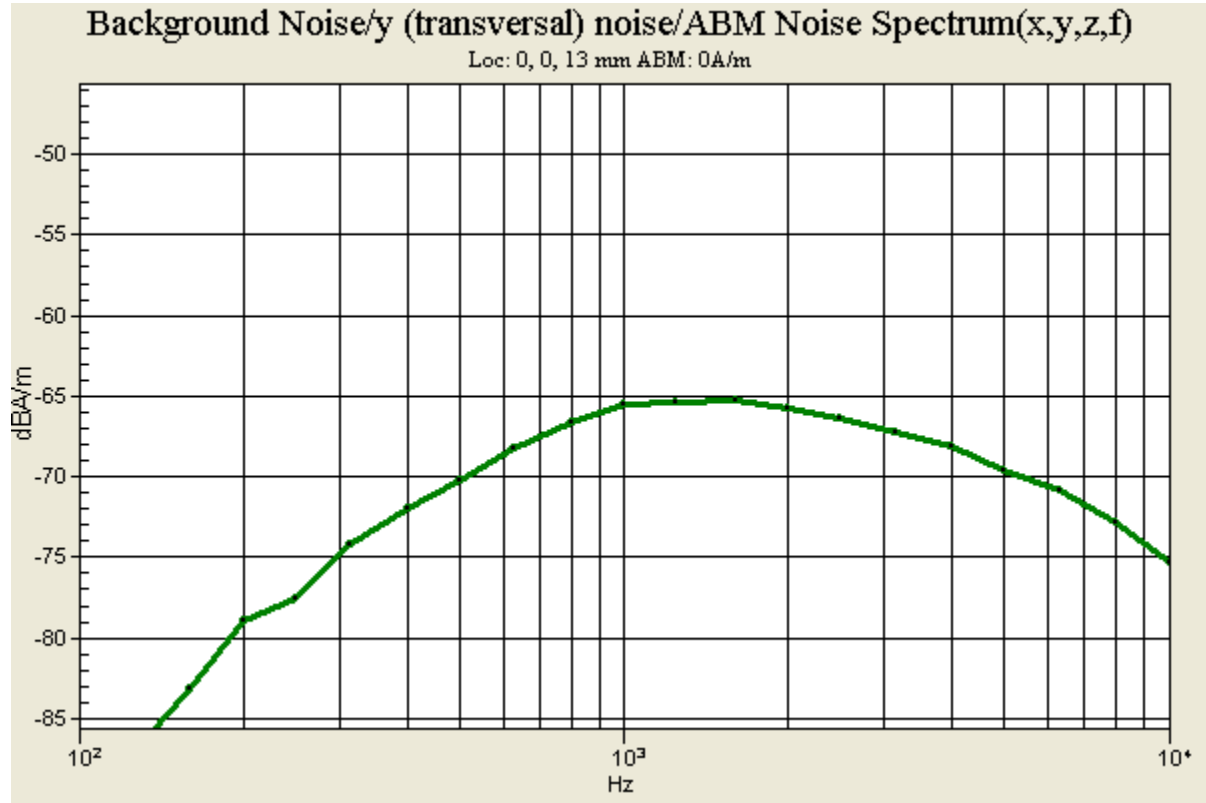


Author Data
Daoud Attayi

Dates of Test
April 18-24, 2013

Report No
RTS-6026-1304-48

FCC ID
L6ARFQ110LW

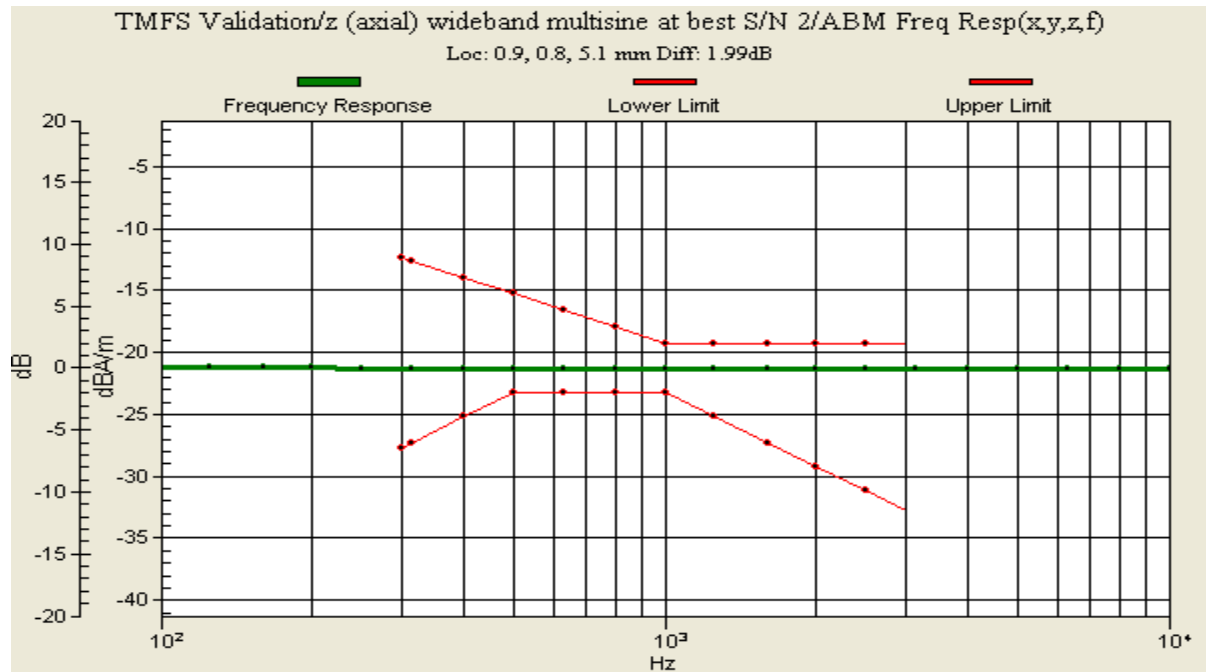
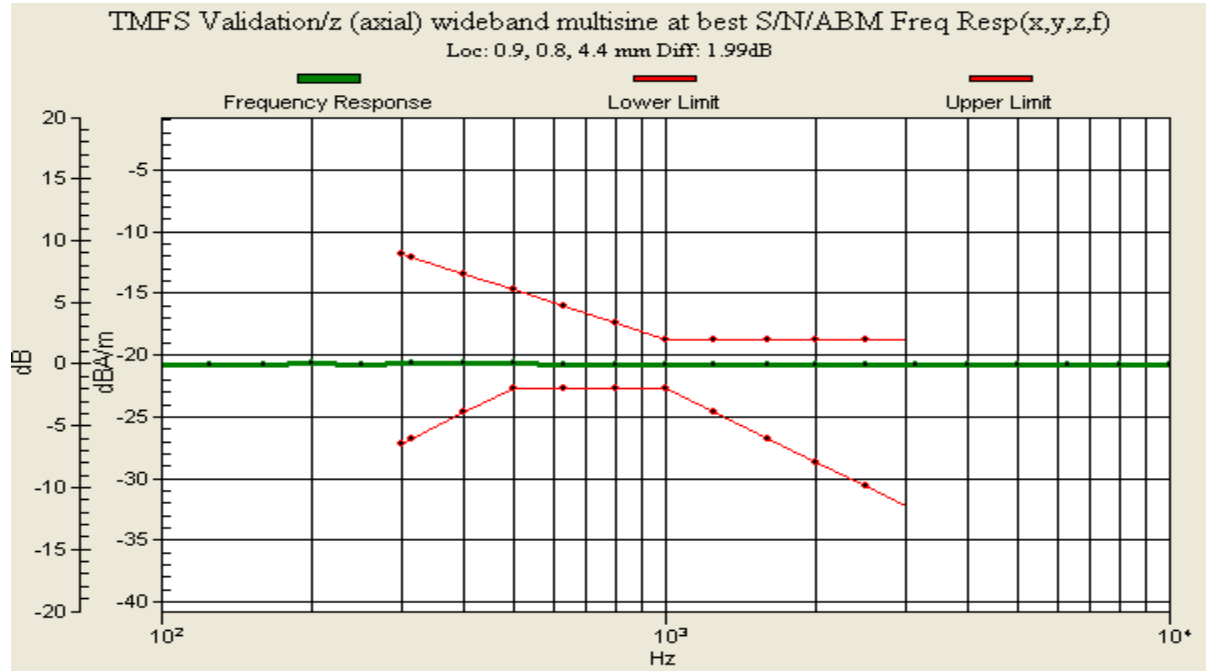



Author Data
Daoud Attayi

Dates of Test
April 18-24, 2013


Report No
RTS-6026-1304-48

FCC ID
L6ARFQ110LW



	Document Hearing Aid Compatibility Audio Band Magnetic (ABM) T-Coil Test Report for BlackBerry® Smartphone model RFQ111LW		Page 12(109)
	Author Data Daoud Attayi	Dates of Test April 18-24, 2013	Report No RTS-6026-1304-48

Annex C: Audio Band Magnetic measurement data and plots

	Document Hearing Aid Compatibility Audio Band Magnetic (ABM) T-Coil Test Report for BlackBerry® Smartphone model RFQ111LW		Page 13(109)
	Author Data Daoud Attayi	Dates of Test April 18-24, 2013	Report No RTS-6026-1304-48

Date/Time: 4/24/2013 6:37:41 AM

Test Laboratory: RIM Testing Services

HAC T-Coil_ABM_GSM_850_Axial

DUT: BlackBerry Smartphone; Type: Sample ; Serial: 333CB445

Communication System: GSM 850; Frequency: 824.2 MHz, Frequency: 836.8 MHz, Frequency: 848.8 MHz

Medium parameters used: $\sigma = 0$ S/m, $\epsilon_r = 1$; $\rho = 0$ kg/m³

Phantom section: TCoil Section

Measurement Standard: DASY5 (IEEE/IEC/ANSI C63.19-2007)

DASY Configuration:

- Probe: AM1DV3 - 3062; ; Calibrated: 1/10/2013
- Sensor-Surface: 0mm (Fix Surface), z = 3.0
- Electronics: DAE4 Sn881; Calibrated: 1/14/2013
- Phantom: HAC RF Test Arch with AMCC; Type: SD HAC P01 BA; Serial: Not Specified
- DASY52 52.8.4(1052); SEMCAD X 14.6.8(7028)

T-Coil scan_GSM850/General Scan - Low channel/z (axial) 5.0mm 50 x 50/ABM SNR(x,y,z) (11x11x1): Measurement grid:

dx=10mm, dy=10mm

Signal Type: Audio File (.wav) 48k_voice_1kHz_1s.wav

Output Gain: 35.28

Measure Window Start: 300ms

Measure Window Length: 1000ms

BWC applied: 0.16 dB

Device Reference Point: 0, 0, -6.3 mm

T-Coil scan_GSM850/General Scan - Low channel/z (axial) 2mm 8 x 8/ABM SNR(x,y,z) (5x5x1): Measurement grid:

dx=10mm, dy=10mm

Signal Type: Audio File (.wav) 48k_voice_1kHz_1s.wav

Output Gain: 35.28


Measure Window Start: 300ms

Measure Window Length: 1000ms

BWC applied: 0.16 dB

Device Reference Point: 0, 0, -6.3 mm

Category	Telephone parameters WD signal quality [(signal+noise)-to-noise ratio in decibels]
Category T1	0 dB to 10 dB
Category T2	10 dB to 20 dB
Category T3	20 dB to 30 dB
Category T4	> 30 dB

	Document Hearing Aid Compatibility Audio Band Magnetic (ABM) T-Coil Test Report for BlackBerry® Smartphone model RFQ111LW		Page 14(109)
	Author Data Daoud Attayi	Dates of Test April 18-24, 2013	Report No RTS-6026-1304-48

Cursor:

ABM1/ABM2 = 38.73 dB
 ABM1 comp = 15.08 dBA/m
 BWC Factor = 0.16 dB
 Location: 2, -7, 4.4 mm

T-Coil scan_GSM850/General Scan - Low channel/z (axial) wideband at best S/N_probe AM1DV2/ABM Freq

Resp(x,y,z,f) (1x1x1): Measurement grid: dx=10mm, dy=10mm

Signal Type: Audio File (.wav) 48k_voice_300-3000_2s.wav

Output Gain: 69.12

Measure Window Start: 300ms

Measure Window Length: 6000ms

BWC applied: 10.80 dB

Device Reference Point: 0, 0, -6.3 mm

Category	Telephone parameters WD signal quality [(signal+noise)-to-noise ratio in decibels]
Category T1	0 dB to 10 dB
Category T2	10 dB to 20 dB
Category T3	20 dB to 30 dB
Category T4	> 30 dB

Cursor:

Diff = 1.20 dB
 BWC Factor = 10.80 dB
 Location: 0, -5, 3.7 mm

T-Coil scan_GSM850/8x8 Scan - Mid channel/z (axial) 2mm 8 x 8/ABM SNR(x,y,z) (5x5x1): Measurement grid: dx=10mm, dy=10mm

Signal Type: Audio File (.wav) 48k_voice_1kHz_1s.wav

Output Gain: 35.28

Measure Window Start: 300ms

Measure Window Length: 1000ms

BWC applied: 0.16 dB

Device Reference Point: 0, 0, -6.3 mm

Category	Telephone parameters WD signal quality [(signal+noise)-to-noise ratio in decibels]
Category T1	0 dB to 10 dB
Category T2	10 dB to 20 dB
Category T3	20 dB to 30 dB
Category T4	> 30 dB



Author Data
Daoud Attayi

Dates of Test
April 18-24, 2013

Report No
RTS-6026-1304-48

FCC ID
L6ARFQ110LW

Cursor:

ABM1/ABM2 = 39.36 dB
 ABM1 comp = 13.36 dBA/m
 BWC Factor = 0.16 dB
 Location: 0, -7, 4.4 mm

T-Coil scan_GSM850/8x8 Scan - Mid channel/z (axial) wideband at best S/N/ABM Freq Resp(x,y,z,f) (1x1x1):

Measurement grid: dx=10mm, dy=10mm
 Signal Type: Audio File (.wav) 48k_voice_300-3000_2s.wav
 Output Gain: 69.12
 Measure Window Start: 300ms
 Measure Window Length: 6000ms
 BWC applied: 10.80 dB
 Device Reference Point: 0, 0, -6.3 mm

Category	Telephone parameters WD signal quality [(signal+noise)-to-noise ratio in decibels]
Category T1	0 dB to 10 dB
Category T2	10 dB to 20 dB
Category T3	20 dB to 30 dB
Category T4	> 30 dB


Cursor:

Diff = 1.27 dB
 BWC Factor = 10.80 dB
 Location: 0, -5, 3.7 mm

T-Coil scan_GSM850/8x8 Scan - High channel/z (axial) 2mm 8 x 8/ABM SNR(x,y,z) (5x5x1): Measurement grid: dx=10mm, dy=10mm

Signal Type: Audio File (.wav) 48k_voice_1kHz_1s.wav
 Output Gain: 35.28
 Measure Window Start: 300ms
 Measure Window Length: 1000ms
 BWC applied: 0.16 dB
 Device Reference Point: 0, 0, -6.3 mm

Category	Telephone parameters WD signal quality [(signal+noise)-to-noise ratio in decibels]
Category T1	0 dB to 10 dB
Category T2	10 dB to 20 dB
Category T3	20 dB to 30 dB
Category T4	> 30 dB

	Document Hearing Aid Compatibility Audio Band Magnetic (ABM) T-Coil Test Report for BlackBerry® Smartphone model RFQ111LW		Page 16(109)
	Author Data Daoud Attayi	Dates of Test April 18-24, 2013	Report No RTS-6026-1304-48

Cursor:

ABM1/ABM2 = 39.89 dB
 ABM1 comp = 13.38 dBA/m
 BWC Factor = 0.16 dB
 Location: 0, -7, 4.4 mm

T-Coil scan_GSM850/8x8 Scan - High channel/z (axial) wideband at best S/N/ABM Freq Resp(x,y,z,f) (1x1x1):

Measurement grid: dx=10mm, dy=10mm
 Signal Type: Audio File (.wav) 48k_voice_300-3000_2s.wav
 Output Gain: 69.12
 Measure Window Start: 300ms
 Measure Window Length: 6000ms
 BWC applied: 10.81 dB
 Device Reference Point: 0, 0, -6.3 mm

Category	Telephone parameters WD signal quality [(signal+noise)-to-noise ratio in decibels]
Category T1	0 dB to 10 dB
Category T2	10 dB to 20 dB
Category T3	20 dB to 30 dB
Category T4	> 30 dB

Cursor:

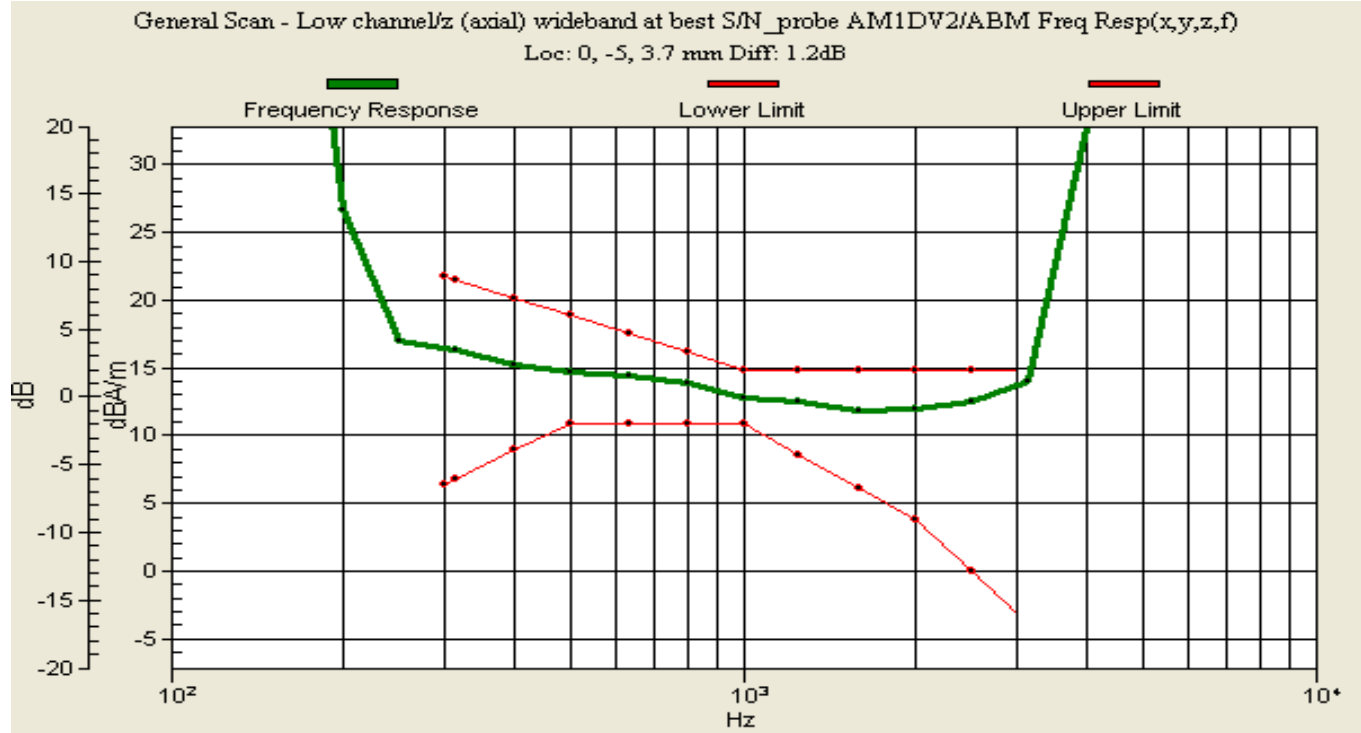

Diff = 1.23 dB
 BWC Factor = 10.81 dB
 Location: 0, -5, 3.7 mm

Author Data
Daoud Attayi

Dates of Test
April 18-24, 2013

Report No
RTS-6026-1304-48

FCC ID
L6ARFQ110LW

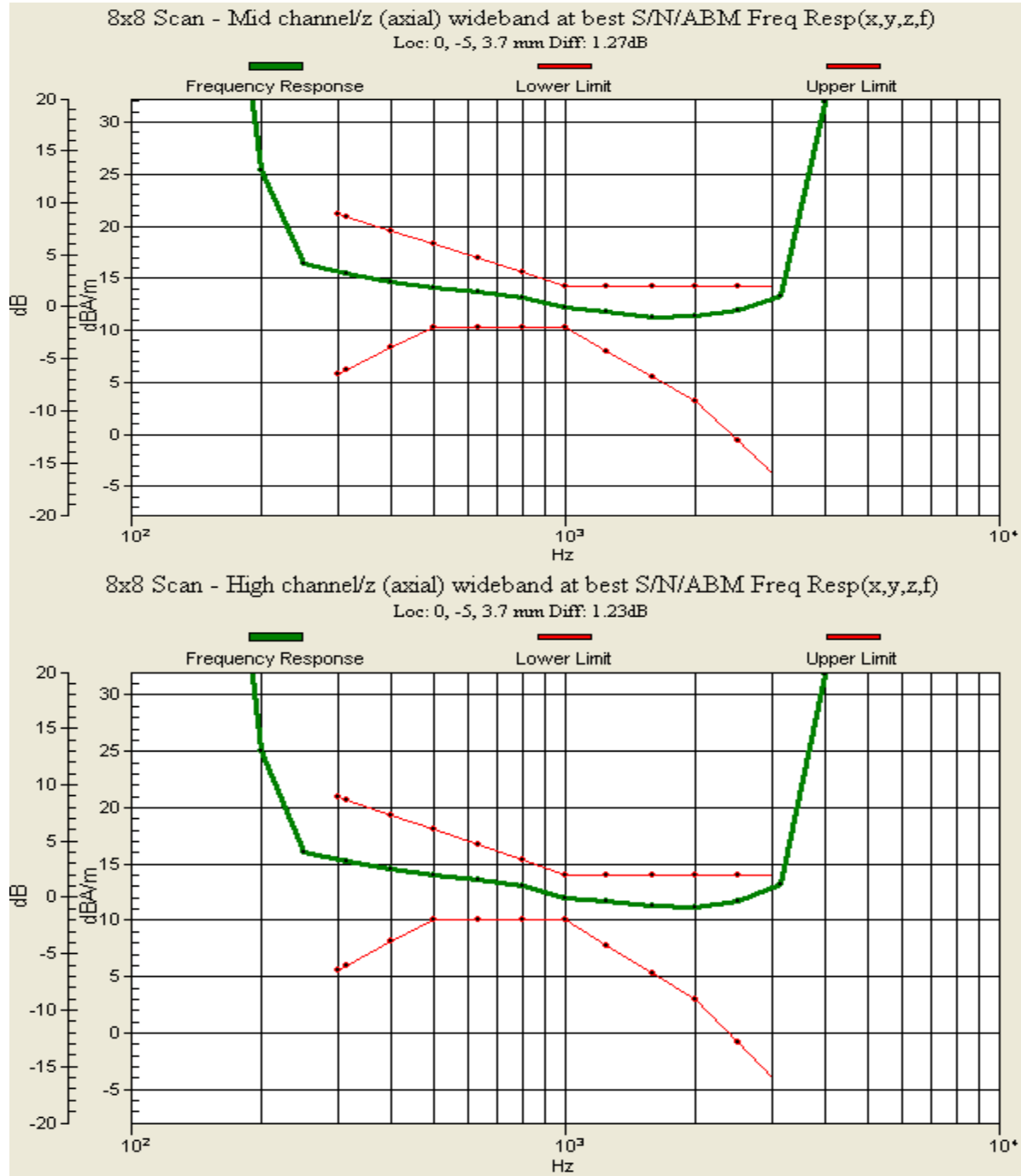



Author Data
Daoud Attayi

Dates of Test
April 18-24, 2013

Report No
RTS-6026-1304-48

FCC ID
L6ARFQ110LW



	Document Hearing Aid Compatibility Audio Band Magnetic (ABM) T-Coil Test Report for BlackBerry® Smartphone model RFQ111LW		Page 19(109)
	Author Data Daoud Attayi	Dates of Test April 18-24, 2013	Report No RTS-6026-1304-48

Date/Time: 4/24/2013 6:50:50 AM
 Test Laboratory: RIM Testing Services
HAC T-Coil_ABM_GSM_850_Radial_L
DUT: BlackBerry Smartphone; Type: Sample ; Serial: 333CB445
 Communication System: GSM 850; Frequency: 824.2 MHz, Frequency: 836.8 MHz, Frequency: 848.8 MHz
 Medium parameters used: $\sigma = 0$ S/m, $\epsilon_r = 1$; $\rho = 0$ kg/m³
 Phantom section: TCoil Section
 Measurement Standard: DASYS5 (IEEE/IEC/ANSI C63.19-2007)
 DASYS Configuration:

- Probe: AM1DV3 - 3062; ; Calibrated: 1/10/2013
- Sensor-Surface: 0mm (Fix Surface), z = 3.0
- Electronics: DAE4 Sn881; Calibrated: 1/14/2013
- Phantom: HAC RF Test Arch with AMCC; Type: SD HAC P01 BA; Serial: Not Specified
- DASYS52 52.8.4(1052); SEMCAD X 14.6.8(7028)


T-Coil scan_GSM850/General Scan - Low channel/x (longitudinal) 5.0mm 50 x 50/ABM SNR(x,y,z) (11x11x1):

Measurement grid: dx=10mm, dy=10mm
 Signal Type: Audio File (.wav) 48k_voice_1kHz_1s.wav
 Output Gain: 35.28
 Measure Window Start: 300ms
 Measure Window Length: 1000ms
 BWC applied: 0.16 dB
 Device Reference Point: 0, 0, -6.3 mm

T-Coil scan_GSM850/General Scan - Low channel/x (longitudinal) 2mm 8 x 8/ABM SNR(x,y,z) (5x5x1): Measurement grid:

dx=10mm, dy=10mm
 Signal Type: Audio File (.wav) 48k_voice_1kHz_1s.wav
 Output Gain: 35.28
 Measure Window Start: 300ms
 Measure Window Length: 1000ms
 BWC applied: 0.16 dB
 Device Reference Point: 0, 0, -6.3 mm

Category	Telephone parameters WD signal quality [(signal+noise)-to-noise ratio in decibels]
Category T1	0 dB to 10 dB
Category T2	10 dB to 20 dB
Category T3	20 dB to 30 dB
Category T4	> 30 dB

	Document Hearing Aid Compatibility Audio Band Magnetic (ABM) T-Coil Test Report for BlackBerry® Smartphone model RFQ111LW		Page 20(109)
	Author Data Daoud Attayi	Dates of Test April 18-24, 2013	Report No RTS-6026-1304-48

Cursor:

ABM1/ABM2 = 41.21 dB
 ABM1 comp = 3.89 dBA/m
 BWC Factor = 0.16 dB
 Location: 15, -10, 4.4 mm

T-Coil scan_GSM850/8x8 Scan - Mid channel/x (longitudinal) 2mm 8 x 8/ABM SNR(x,y,z) (5x5x1): Measurement grid:

dx=10mm, dy=10mm
 Signal Type: Audio File (.wav) 48k_voice_1kHz_1s.wav
 Output Gain: 35.28
 Measure Window Start: 300ms
 Measure Window Length: 1000ms
 BWC applied: 0.16 dB
 Device Reference Point: 0, 0, -6.3 mm

Category	Telephone parameters WD signal quality [(signal+noise)-to-noise ratio in decibels]
Category T1	0 dB to 10 dB
Category T2	10 dB to 20 dB
Category T3	20 dB to 30 dB
Category T4	> 30 dB

Cursor:

ABM1/ABM2 = 43.13 dB
 ABM1 comp = 3.56 dBA/m
 BWC Factor = 0.16 dB
 Location: 15, -10, 4.4 mm

T-Coil scan_GSM850/8x8 Scan - High channel/x (longitudinal) 2mm 8 x 8/ABM SNR(x,y,z) (5x5x1): Measurement grid:

dx=10mm, dy=10mm
 Signal Type: Audio File (.wav) 48k_voice_1kHz_1s.wav
 Output Gain: 35.28
 Measure Window Start: 300ms
 Measure Window Length: 1000ms
 BWC applied: 0.16 dB
 Device Reference Point: 0, 0, -6.3 mm

Category	Telephone parameters WD signal quality [(signal+noise)-to-noise ratio in decibels]
Category T1	0 dB to 10 dB
Category T2	10 dB to 20 dB
Category T3	20 dB to 30 dB
Category T4	> 30 dB

Author Data
Daoud Attayi

Dates of Test
April 18-24, 2013

Report No
RTS-6026-1304-48

FCC ID
L6ARFQ110LW



Cursor:


ABM1/ABM2 = 42.05 dB

ABM1 comp = 3.67 dBA/m

BWC Factor = 0.16 dB

Location: 15, -10, 4.4 mm



	Document Hearing Aid Compatibility Audio Band Magnetic (ABM) T-Coil Test Report for BlackBerry® Smartphone model RFQ111LW		Page 22(109)
	Author Data Daoud Attayi	Dates of Test April 18-24, 2013	Report No RTS-6026-1304-48

Date/Time: 4/24/2013 7:04:43 AM

Test Laboratory: RIM Testing Services

HAC T-Coil_ABM_GSM_850_Radial_T

DUT: BlackBerry Smartphone; Type: Sample ; Serial: 333CB445

Communication System: GSM 850; Frequency: 824.2 MHz, Frequency: 836.8 MHz, Frequency: 848.8 MHz

Medium parameters used: $\sigma = 0$ S/m, $\epsilon_r = 1$; $\rho = 0$ kg/m³

Phantom section: TCoil Section

Measurement Standard: DASY5 (IEEE/IEC/ANSI C63.19-2007)

DASY Configuration:

- Probe: AM1DV3 - 3062; ; Calibrated: 1/10/2013
- Sensor-Surface: 0mm (Fix Surface), z = 3.0
- Electronics: DAE4 Sn881; Calibrated: 1/14/2013
- Phantom: HAC RF Test Arch with AMCC; Type: SD HAC P01 BA; Serial: Not Specified
- DASY52 52.8.4(1052); SEMCAD X 14.6.8(7028)

T-Coil scan_GSM850/General Scan - Low channel/y (transversal) 5.0mm 50 x 50/ABM SNR(x,y,z) (11x11x1):

Measurement grid: dx=10mm, dy=10mm

Signal Type: Audio File (.wav) 48k_voice_1kHz_1s.wav

Output Gain: 35.28

Measure Window Start: 300ms

Measure Window Length: 1000ms

BWC applied: 0.16 dB

Device Reference Point: 0, 0, -6.3 mm

T-Coil scan_GSM850/General Scan - Low channel/y (transversal) 2mm 8 x 8/ABM SNR(x,y,z) (5x5x1): Measurement grid:

dx=10mm, dy=10mm

Signal Type: Audio File (.wav) 48k_voice_1kHz_1s.wav

Output Gain: 35.28


Measure Window Start: 300ms

Measure Window Length: 1000ms

BWC applied: 0.16 dB

Device Reference Point: 0, 0, -6.3 mm

Category	Telephone parameters WD signal quality [(signal+noise)-to-noise ratio in decibels]
Category T1	0 dB to 10 dB
Category T2	10 dB to 20 dB
Category T3	20 dB to 30 dB
Category T4	> 30 dB

	Document Hearing Aid Compatibility Audio Band Magnetic (ABM) T-Coil Test Report for BlackBerry® Smartphone model RFQ111LW		Page 23(109)
	Author Data Daoud Attayi	Dates of Test April 18-24, 2013	Report No RTS-6026-1304-48

Cursor:

ABM1/ABM2 = 47.26 dB
 ABM1 comp = 0.84 dBA/m
 BWC Factor = 0.16 dB
 Location: -5, 10, 4.4 mm

T-Coil scan_GSM850/8x8 Scan - Mid channel/y (transversal) 2mm 8 x 8/ABM SNR(x,y,z) (5x5x1): Measurement grid:

dx=10mm, dy=10mm
 Signal Type: Audio File (.wav) 48k_voice_1kHz_1s.wav
 Output Gain: 35.28
 Measure Window Start: 300ms
 Measure Window Length: 1000ms
 BWC applied: 0.16 dB
 Device Reference Point: 0, 0, -6.3 mm

Category	Telephone parameters WD signal quality [(signal+noise)-to-noise ratio in decibels]
Category T1	0 dB to 10 dB
Category T2	10 dB to 20 dB
Category T3	20 dB to 30 dB
Category T4	> 30 dB

Cursor:

ABM1/ABM2 = 45.84 dB
 ABM1 comp = 0.20 dBA/m
 BWC Factor = 0.16 dB
 Location: -5, 10, 4.4 mm

T-Coil scan_GSM850/8x8 Scan - High channel/y (transversal) 2mm 8 x 8/ABM SNR(x,y,z) (5x5x1): Measurement grid:

dx=10mm, dy=10mm
 Signal Type: Audio File (.wav) 48k_voice_1kHz_1s.wav
 Output Gain: 35.28
 Measure Window Start: 300ms
 Measure Window Length: 1000ms
 BWC applied: 0.16 dB
 Device Reference Point: 0, 0, -6.3 mm

Category	Telephone parameters WD signal quality [(signal+noise)-to-noise ratio in decibels]
Category T1	0 dB to 10 dB
Category T2	10 dB to 20 dB
Category T3	20 dB to 30 dB
Category T4	> 30 dB

Author Data
Daoud Attayi

Dates of Test
April 18-24, 2013

Report No
RTS-6026-1304-48

FCC ID
L6ARFQ110LW

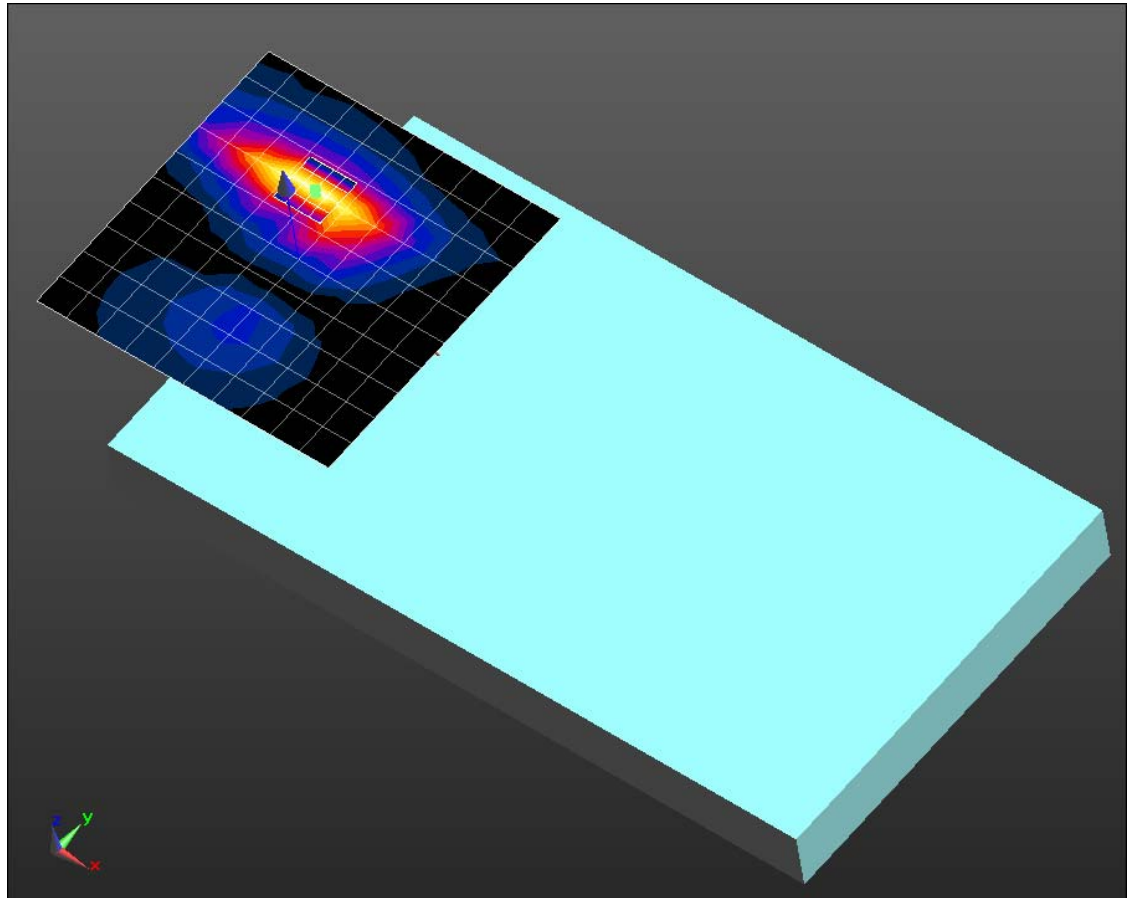

Cursor:


ABM1/ABM2 = 46.97 dB

ABM1 comp = -0.03 dBA/m

BWC Factor = 0.16 dB

Location: -5, 10, 4.4 mm



	Document Hearing Aid Compatibility Audio Band Magnetic (ABM) T-Coil Test Report for BlackBerry® Smartphone model RFQ111LW		Page 25(109)
	Author Data Daoud Attayi	Dates of Test April 18-24, 2013	Report No RTS-6026-1304-48

Date/Time: 4/24/2013 2:57:20 AM

Test Laboratory: RIM Testing Services

HAC T-Coil_ABM_GSM_1900_Axial

DUT: BlackBerry Smartphone; Type: Sample ; Serial: 333CB445

Communication System: GSM 1900; Frequency: 1850.2 MHz, Frequency: 1880 MHz, Frequency: 1909.8 MHz

Medium parameters used: $\sigma = 0$ S/m, $\epsilon_r = 1$; $\rho = 0$ kg/m³

Phantom section: TCoil Section

Measurement Standard: DASYS5 (IEEE/IEC/ANSI C63.19-2007)

DASY Configuration:

- Probe: AM1DV3 - 3062; ; Calibrated: 1/10/2013
- Sensor-Surface: 0mm (Fix Surface), z = 3.0
- Electronics: DAE4 Sn881; Calibrated: 1/14/2013
- Phantom: HAC RF Test Arch with AMCC; Type: SD HAC P01 BA; Serial: Not Specified
- DASY52 52.8.4(1052); SEMCAD X 14.6.8(7028)

T-Coil scan_GSM1900/General Scan - Low channel/z (axial) 5.0mm 50 x 50/ABM SNR(x,y,z) (11x11x1): Measurement grid:

dx=10mm, dy=10mm

Signal Type: Audio File (.wav) 48k_voice_1kHz_1s.wav

Output Gain: 35.28

Measure Window Start: 300ms

Measure Window Length: 1000ms

BWC applied: 0.16 dB

Device Reference Point: 0, 0, -6.3 mm

T-Coil scan_GSM1900/General Scan - Low channel/z (axial) 2mm 8 x 8/ABM SNR(x,y,z) (5x5x1): Measurement grid:

dx=10mm, dy=10mm

Signal Type: Audio File (.wav) 48k_voice_1kHz_1s.wav

Output Gain: 35.28

Measure Window Start: 300ms

Measure Window Length: 1000ms

BWC applied: 0.16 dB

Device Reference Point: 0, 0, -6.3 mm

Category	Telephone parameters WD signal quality [(signal+noise)-to-noise ratio in decibels]
Category T1	0 dB to 10 dB
Category T2	10 dB to 20 dB
Category T3	20 dB to 30 dB
Category T4	> 30 dB



Author Data
Daoud Attayi

Dates of Test
April 18-24, 2013

Report No
RTS-6026-1304-48

FCC ID
L6ARFQ110LW

Cursor:

ABM1/ABM2 = 40.07 dB
 ABM1 comp = 14.38 dBA/m
 BWC Factor = 0.16 dB
 Location: 0, -7, 4.4 mm

T-Coil scan_GSM1900/General Scan - Low channel/z (axial) wideband at best S/N_probe AM1DV2/ABM Freq

Resp(x,y,z,f) (1x1x1): Measurement grid: dx=10mm, dy=10mm

Signal Type: Audio File (.wav) 48k_voice_300-3000_2s.wav

Output Gain: 69.12

Measure Window Start: 300ms

Measure Window Length: 6000ms

BWC applied: 10.80 dB

Device Reference Point: 0, 0, -6.3 mm

Category	Telephone parameters WD signal quality [(signal+noise)-to-noise ratio in decibels]
Category T1	0 dB to 10 dB
Category T2	10 dB to 20 dB
Category T3	20 dB to 30 dB
Category T4	> 30 dB

Cursor:

Diff = 0.47 dB
 BWC Factor = 10.80 dB
 Location: 0, -5, 3.7 mm

T-Coil scan_GSM1900/8x8 Scan - Mid channel/z (axial) 2mm 8 x 8/ABM SNR(x,y,z) (5x5x1): Measurement grid: dx=10mm, dy=10mm

Signal Type: Audio File (.wav) 48k_voice_1kHz_1s.wav

Output Gain: 35.28


Measure Window Start: 300ms

Measure Window Length: 1000ms

BWC applied: 0.16 dB

Device Reference Point: 0, 0, -6.3 mm

Category	Telephone parameters WD signal quality [(signal+noise)-to-noise ratio in decibels]
Category T1	0 dB to 10 dB
Category T2	10 dB to 20 dB
Category T3	20 dB to 30 dB
Category T4	> 30 dB

	Document Hearing Aid Compatibility Audio Band Magnetic (ABM) T-Coil Test Report for BlackBerry® Smartphone model RFQ111LW		Page 27(109)
	Author Data Daoud Attayi	Dates of Test April 18-24, 2013	Report No RTS-6026-1304-48

Cursor:

ABM1/ABM2 = 40.77 dB
 ABM1 comp = 15.29 dBA/m
 BWC Factor = 0.16 dB
 Location: 0, -7, 4.4 mm

T-Coil scan_GSM1900/8x8 Scan - Mid channel/z (axial) wideband at best S/N/ABM Freq Resp(x,y,z,f) (1x1x1):


Measurement grid: dx=10mm, dy=10mm
 Signal Type: Audio File (.wav) 48k_voice_300-3000_2s.wav
 Output Gain: 69.12
 Measure Window Start: 300ms
 Measure Window Length: 6000ms
 BWC applied: 10.80 dB
 Device Reference Point: 0, 0, -6.3 mm

Category	Telephone parameters WD signal quality [(signal+noise)-to-noise ratio in decibels]
Category T1	0 dB to 10 dB
Category T2	10 dB to 20 dB
Category T3	20 dB to 30 dB
Category T4	> 30 dB

T-Coil scan_GSM1900/8x8 Scan - High channel/z (axial) 2mm 8 x 8/ABM SNR(x,y,z) (5x5x1): Measurement grid:

dx=10mm, dy=10mm
 Signal Type: Audio File (.wav) 48k_voice_1kHz_1s.wav
 Output Gain: 35.28
 Measure Window Start: 300ms
 Measure Window Length: 1000ms
 BWC applied: 0.16 dB
 Device Reference Point: 0, 0, -6.3 mm

Category	Telephone parameters WD signal quality [(signal+noise)-to-noise ratio in decibels]
Category T1	0 dB to 10 dB
Category T2	10 dB to 20 dB
Category T3	20 dB to 30 dB
Category T4	> 30 dB

	Document Hearing Aid Compatibility Audio Band Magnetic (ABM) T-Coil Test Report for BlackBerry® Smartphone model RFQ111LW		Page 28(109)
	Author Data Daoud Attayi	Dates of Test April 18-24, 2013	Report No RTS-6026-1304-48

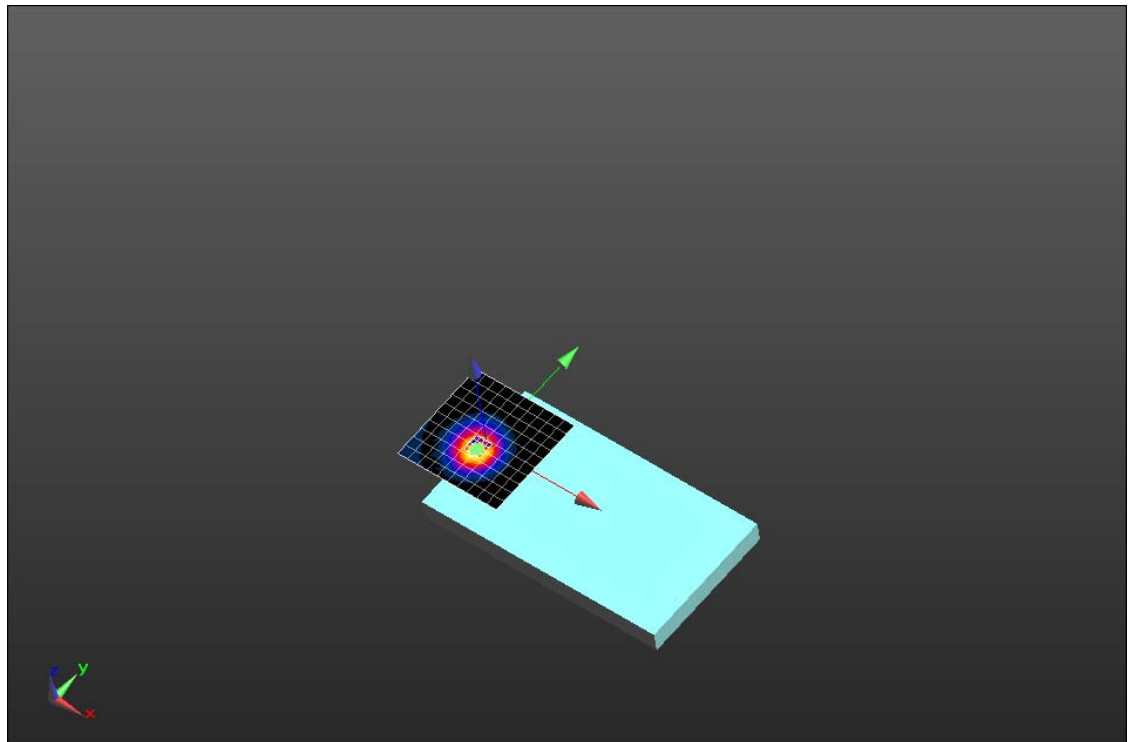
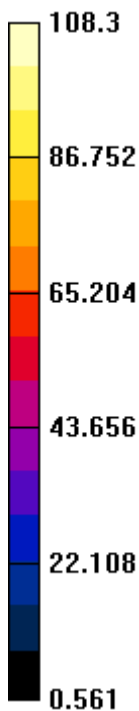
Cursor:

ABM1/ABM2 = 40.31 dB
 ABM1 comp = 15.34 dBA/m
 BWC Factor = 0.16 dB
 Location: 0, -7, 4.4 mm

T-Coil scan_GSM1900/8x8 Scan - High channel/z (axial) wideband at best S/N/ABM Freq Resp(x,y,z,f) (1x1x1):

Measurement grid: dx=10mm, dy=10mm
 Signal Type: Audio File (.wav) 48k_voice_300-3000_2s.wav
 Output Gain: 69.12
 Measure Window Start: 300ms
 Measure Window Length: 6000ms
 BWC applied: 10.80 dB
 Device Reference Point: 0, 0, -6.3 mm

Category	Telephone parameters WD signal quality [(signal+noise)-to-noise ratio in decibels]
Category T1	0 dB to 10 dB
Category T2	10 dB to 20 dB
Category T3	20 dB to 30 dB
Category T4	> 30 dB

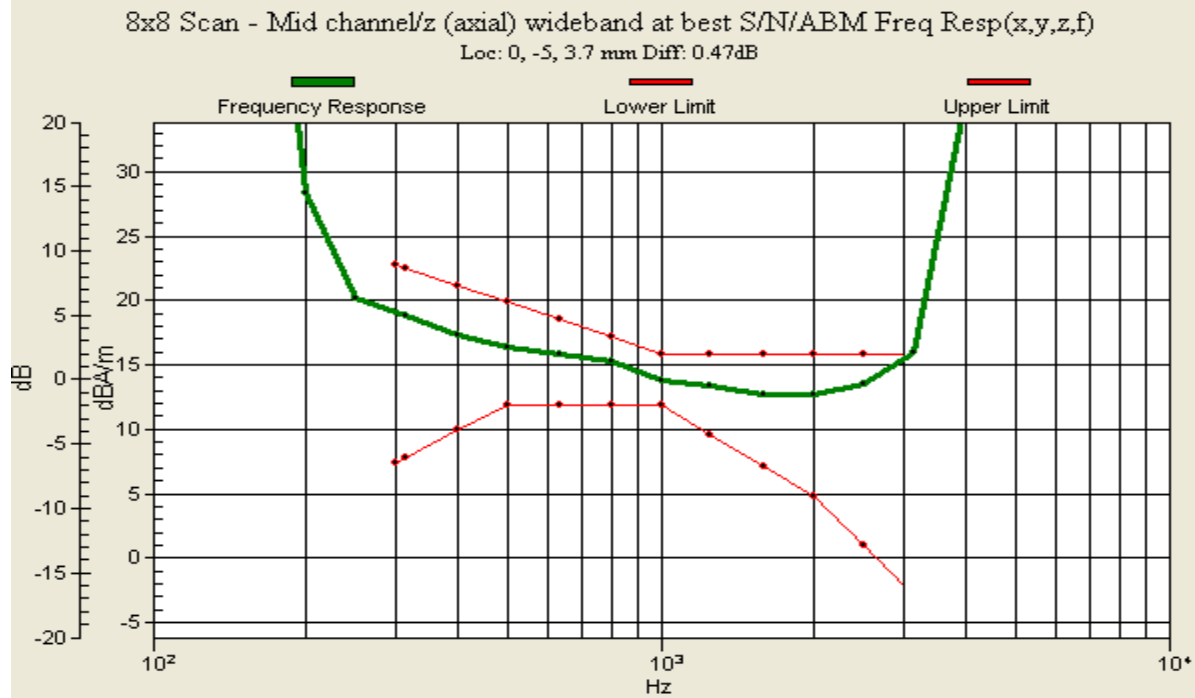
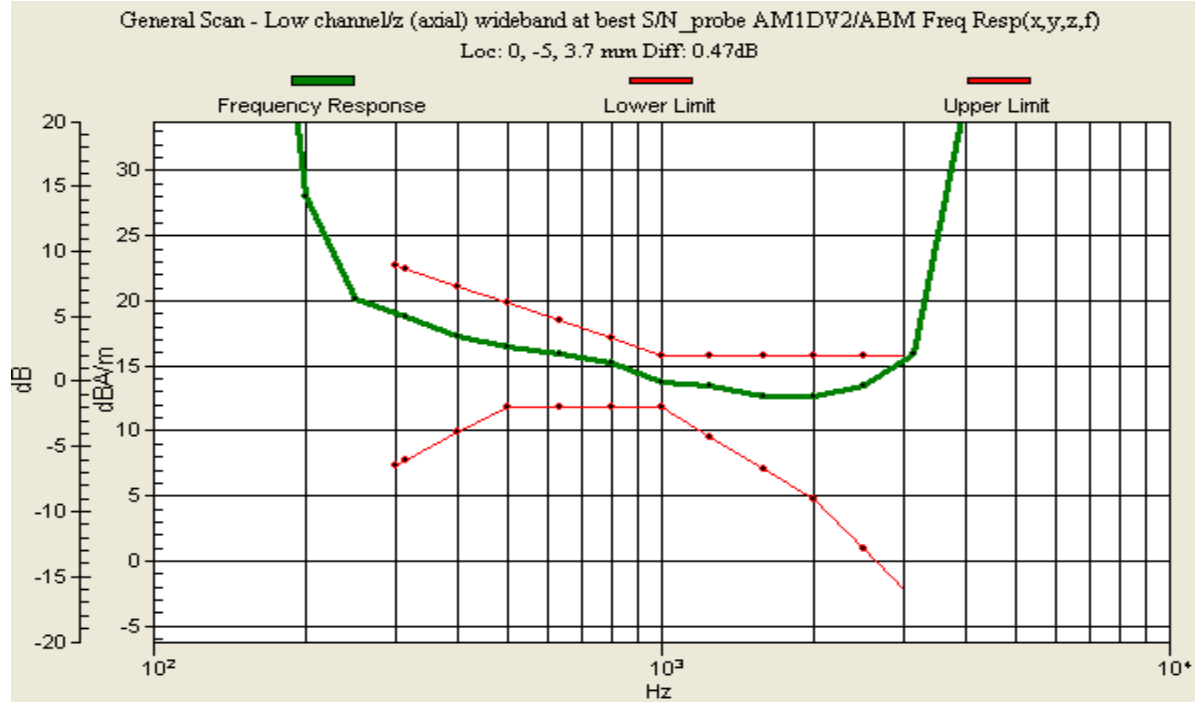


Author Data
Daoud Attayi

Dates of Test
April 18-24, 2013

Report No
RTS-6026-1304-48

FCC ID
L6ARFQ110LW

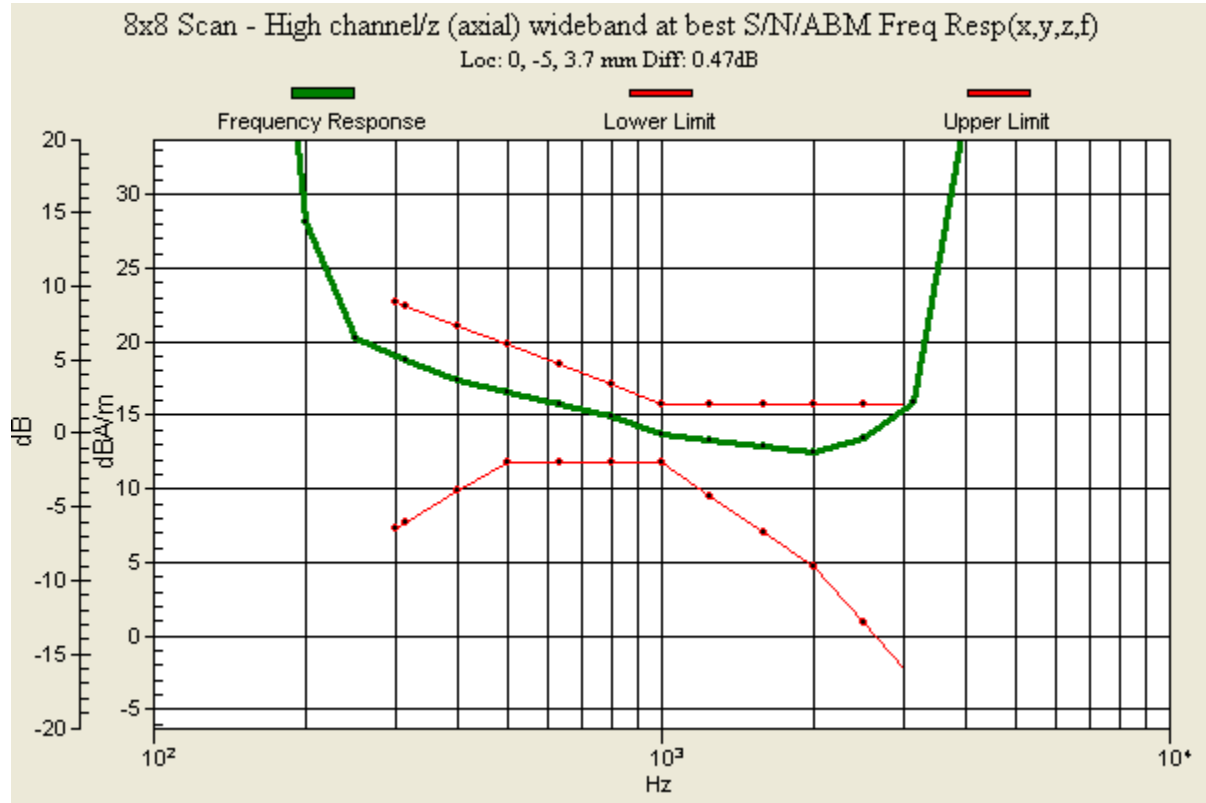



Author Data
Daoud Attayi

Dates of Test
April 18-24, 2013

Report No
RTS-6026-1304-48

FCC ID
L6ARFQ110LW



	Document Hearing Aid Compatibility Audio Band Magnetic (ABM) T-Coil Test Report for BlackBerry® Smartphone model RFQ111LW		Page 31(109)
	Author Data Daoud Attayi	Dates of Test April 18-24, 2013	Report No RTS-6026-1304-48

Date/Time: 4/24/2013 3:21:30 AM
 Test Laboratory: RIM Testing Services
HAC T-Coil_ABM_GSM_1900_Radial_L
DUT: BlackBerry Smartphone; Type: Sample ; Serial: 333CB445
 Communication System: GSM 1900; Frequency: 1850.2 MHz, Frequency: 1880 MHz, Frequency: 1909.8 MHz
 Medium parameters used: $\sigma = 0$ S/m, $\epsilon_r = 1$; $\rho = 0$ kg/m³
 Phantom section: TCoil Section
 Measurement Standard: DASY5 (IEEE/IEC/ANSI C63.19-2007)
 DASY Configuration:

- Probe: AM1DV3 - 3062; ; Calibrated: 1/10/2013
- Sensor-Surface: 0mm (Fix Surface), z = 3.0
- Electronics: DAE4 Sn881; Calibrated: 1/14/2013
- Phantom: HAC RF Test Arch with AMCC; Type: SD HAC P01 BA; Serial: Not Specified
- DASY52 52.8.4(1052); SEMCAD X 14.6.8(7028)


T-Coil scan_GSM1900/General Scan - Low channel/x (longitudinal) 5.0mm 50 x 50/ABM SNR(x,y,z) (11x11x1):

Measurement grid: dx=10mm, dy=10mm
 Signal Type: Audio File (.wav) 48k_voice_1kHz_1s.wav
 Output Gain: 35.28
 Measure Window Start: 300ms
 Measure Window Length: 1000ms
 BWC applied: 0.16 dB
 Device Reference Point: 0, 0, -6.3 mm

T-Coil scan_GSM1900/General Scan - Low channel/x (longitudinal) 2mm 8 x 8/ABM SNR(x,y,z) (5x5x1): Measurement

grid: dx=10mm, dy=10mm
 Signal Type: Audio File (.wav) 48k_voice_1kHz_1s.wav
 Output Gain: 35.28
 Measure Window Start: 300ms
 Measure Window Length: 1000ms
 BWC applied: 0.16 dB
 Device Reference Point: 0, 0, -6.3 mm

Category	Telephone parameters WD signal quality [(signal+noise)-to-noise ratio in decibels]
Category T1	0 dB to 10 dB
Category T2	10 dB to 20 dB
Category T3	20 dB to 30 dB
Category T4	> 30 dB

	Document Hearing Aid Compatibility Audio Band Magnetic (ABM) T-Coil Test Report for BlackBerry® Smartphone model RFQ111LW		Page 32(109)
	Author Data Daoud Attayi	Dates of Test April 18-24, 2013	Report No RTS-6026-1304-48

Cursor:

ABM1/ABM2 = 44.09 dB
 ABM1 comp = 3.90 dBA/m
 BWC Factor = 0.16 dB
 Location: 17, -8, 4.4 mm

T-Coil scan_GSM1900/8x8 Scan - Mid channel/x (longitudinal) 2mm 8 x 8/ABM SNR(x,y,z) (5x5x1): Measurement grid:

dx=10mm, dy=10mm
 Signal Type: Audio File (.wav) 48k_voice_1kHz_1s.wav
 Output Gain: 35.28
 Measure Window Start: 300ms
 Measure Window Length: 1000ms
 BWC applied: 0.16 dB
 Device Reference Point: 0, 0, -6.3 mm

Category	Telephone parameters WD signal quality [(signal+noise)-to-noise ratio in decibels]
Category T1	0 dB to 10 dB
Category T2	10 dB to 20 dB
Category T3	20 dB to 30 dB
Category T4	> 30 dB

Cursor:

ABM1/ABM2 = 43.51 dB
 ABM1 comp = 4.64 dBA/m
 BWC Factor = 0.16 dB
 Location: 15, -10, 4.4 mm

T-Coil scan_GSM1900/8x8 Scan - High channel/x (longitudinal) 2mm 8 x 8/ABM SNR(x,y,z) (5x5x1): Measurement grid:

dx=10mm, dy=10mm
 Signal Type: Audio File (.wav) 48k_voice_1kHz_1s.wav
 Output Gain: 35.28
 Measure Window Start: 300ms
 Measure Window Length: 1000ms
 BWC applied: 0.16 dB
 Device Reference Point: 0, 0, -6.3 mm

Category	Telephone parameters WD signal quality [(signal+noise)-to-noise ratio in decibels]
Category T1	0 dB to 10 dB
Category T2	10 dB to 20 dB
Category T3	20 dB to 30 dB
Category T4	> 30 dB

Author Data
Daoud Attayi

Dates of Test
April 18-24, 2013

Report No
RTS-6026-1304-48

FCC ID
L6ARFQ110LW


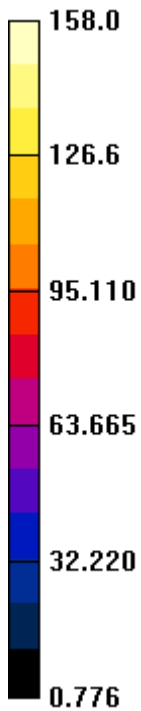
Cursor:


ABM1/ABM2 = 43.58 dB

ABM1 comp = 3.94 dBA/m

BWC Factor = 0.16 dB

Location: 17, -8, 4.4 mm



	Document Hearing Aid Compatibility Audio Band Magnetic (ABM) T-Coil Test Report for BlackBerry® Smartphone model RFQ111LW		Page 34(109)
	Author Data Daoud Attayi	Dates of Test April 18-24, 2013	Report No RTS-6026-1304-48

Date/Time: 4/24/2013 3:35:35 AM

Test Laboratory: RIM Testing Services

HAC T-Coil_ABM_GSM_1900_Radial_T

DUT: BlackBerry Smartphone; Type: Sample ; Serial: 333CB445

Communication System: GSM 1900; Frequency: 1850.2 MHz, Frequency: 1880 MHz, Frequency: 1909.8 MHz

Medium parameters used: $\sigma = 0$ S/m, $\epsilon_r = 1$; $\rho = 0$ kg/m³

Phantom section: TCoil Section

Measurement Standard: DASY5 (IEEE/IEC/ANSI C63.19-2007)

DASY Configuration:

- Probe: AM1DV3 - 3062; ; Calibrated: 1/10/2013
- Sensor-Surface: 0mm (Fix Surface), z = 3.0
- Electronics: DAE4 Sn881; Calibrated: 1/14/2013
- Phantom: HAC RF Test Arch with AMCC; Type: SD HAC P01 BA; Serial: Not Specified
- DASY52 52.8.4(1052); SEMCAD X 14.6.8(7028)

T-Coil scan_GSM1900/General Scan - Low channel/y (transversal) 5.0mm 50 x 50/ABM SNR(x,y,z) (11x11x1):

Measurement grid: dx=10mm, dy=10mm

Signal Type: Audio File (.wav) 48k_voice_1kHz_1s.wav

Output Gain: 35.28

Measure Window Start: 300ms

Measure Window Length: 1000ms

BWC applied: 0.16 dB

Device Reference Point: 0, 0, -6.3 mm

T-Coil scan_GSM1900/General Scan - Low channel/y (transversal) 2mm 8 x 8/ABM SNR(x,y,z) (5x5x1): Measurement

grid: dx=10mm, dy=10mm

Signal Type: Audio File (.wav) 48k_voice_1kHz_1s.wav

Output Gain: 35.28


Measure Window Start: 300ms

Measure Window Length: 1000ms

BWC applied: 0.16 dB

Device Reference Point: 0, 0, -6.3 mm

Category	Telephone parameters WD signal quality [(signal+noise)-to-noise ratio in decibels]
Category T1	0 dB to 10 dB
Category T2	10 dB to 20 dB
Category T3	20 dB to 30 dB
Category T4	> 30 dB

	Document Hearing Aid Compatibility Audio Band Magnetic (ABM) T-Coil Test Report for BlackBerry® Smartphone model RFQ111LW		Page 35(109)
	Author Data Daoud Attayi	Dates of Test April 18-24, 2013	Report No RTS-6026-1304-48

Cursor:

ABM1/ABM2 = 48.48 dB
 ABM1 comp = 1.67 dBA/m
 BWC Factor = 0.16 dB
 Location: -5, 12, 4.4 mm

T-Coil scan_GSM1900/8x8 Scan - Mid channel/y (transversal) 2mm 8 x 8/ABM SNR(x,y,z) (5x5x1): Measurement grid:

dx=10mm, dy=10mm
 Signal Type: Audio File (.wav) 48k_voice_1kHz_1s.wav
 Output Gain: 35.28
 Measure Window Start: 300ms
 Measure Window Length: 1000ms
 BWC applied: 0.16 dB
 Device Reference Point: 0, 0, -6.3 mm

Category	Telephone parameters WD signal quality [(signal+noise)-to-noise ratio in decibels]
Category T1	0 dB to 10 dB
Category T2	10 dB to 20 dB
Category T3	20 dB to 30 dB
Category T4	> 30 dB

Cursor:

ABM1/ABM2 = 48.65 dB
 ABM1 comp = 1.29 dBA/m
 BWC Factor = 0.16 dB
 Location: -7, 10, 4.4 mm

T-Coil scan_GSM1900/8x8 Scan - High channel/y (transversal) 2mm 8 x 8/ABM SNR(x,y,z) (5x5x1): Measurement grid:

dx=10mm, dy=10mm
 Signal Type: Audio File (.wav) 48k_voice_1kHz_1s.wav
 Output Gain: 35.28
 Measure Window Start: 300ms
 Measure Window Length: 1000ms
 BWC applied: 0.16 dB
 Device Reference Point: 0, 0, -6.3 mm

Category	Telephone parameters WD signal quality [(signal+noise)-to-noise ratio in decibels]
Category T1	0 dB to 10 dB
Category T2	10 dB to 20 dB
Category T3	20 dB to 30 dB
Category T4	> 30 dB

Author Data
Daoud Attayi

Dates of Test
April 18-24, 2013

Report No
RTS-6026-1304-48

FCC ID
L6ARFQ110LW


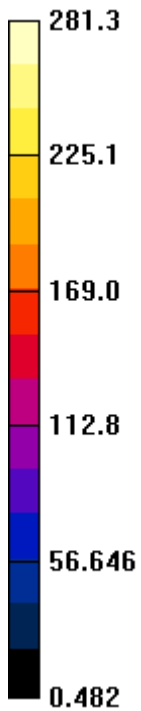
Cursor:


ABM1/ABM2 = 48.18 dB

ABM1 comp = 1.31 dBA/m

BWC Factor = 0.16 dB

Location: -7, 10, 4.4 mm



	Document Hearing Aid Compatibility Audio Band Magnetic (ABM) T-Coil Test Report for BlackBerry® Smartphone model RFQ111LW		Page 37(109)
	Author Data Daoud Attayi	Dates of Test April 18-24, 2013	Report No RTS-6026-1304-48

Date/Time: 4/24/2013 1:38:34 AM

Test Laboratory: RIM Testing Services

HAC T-Coil_ABM_UMTS_V_Axial

DUT: BlackBerry Smartphone; Type: Sample ; Serial: 333CB445

Communication System: WCDMA FDD V; Frequency: 826.4 MHz, Frequency: 836.4 MHz, Frequency: 846.6 MHz

Medium parameters used: $\sigma = 0$ S/m, $\epsilon_r = 1$; $\rho = 0$ kg/m³

Phantom section: TCoil Section

Measurement Standard: DASY5 (IEEE/IEC/ANSI C63.19-2007)

DASY Configuration:

- Probe: AM1DV3 - 3062; ; Calibrated: 1/10/2013
- Sensor-Surface: 0mm (Fix Surface), z = 3.0
- Electronics: DAE4 Sn881; Calibrated: 1/14/2013
- Phantom: HAC RF Test Arch with AMCC; Type: SD HAC P01 BA; Serial: Not Specified
- DASY52 52.8.4(1052); SEMCAD X 14.6.8(7028)

T-Coil scan_UMTS_Band_V/General Scan - Low channel/z (axial) 5.0mm 50 x 50/ABM SNR(x,y,z) (11x11x1):

Measurement grid: dx=10mm, dy=10mm

Signal Type: Audio File (.wav) 48k_voice_1kHz_1s.wav

Output Gain: 35.28

Measure Window Start: 300ms

Measure Window Length: 1000ms

BWC applied: 0.16 dB

Device Reference Point: 0, 0, -6.3 mm

T-Coil scan_UMTS_Band_V/General Scan - Low channel/z (axial) 2mm 8 x 8/ABM SNR(x,y,z) (5x5x1): Measurement grid:

dx=10mm, dy=10mm

Signal Type: Audio File (.wav) 48k_voice_1kHz_1s.wav

Output Gain: 35.28


Measure Window Start: 300ms

Measure Window Length: 1000ms

BWC applied: 0.16 dB

Device Reference Point: 0, 0, -6.3 mm

Category	Telephone parameters WD signal quality [(signal+noise)-to-noise ratio in decibels]
Category T1	0 dB to 10 dB
Category T2	10 dB to 20 dB
Category T3	20 dB to 30 dB
Category T4	> 30 dB

	Document Hearing Aid Compatibility Audio Band Magnetic (ABM) T-Coil Test Report for BlackBerry® Smartphone model RFQ111LW		Page 38(109)
	Author Data Daoud Attayi	Dates of Test April 18-24, 2013	Report No RTS-6026-1304-48

Cursor:

ABM1/ABM2 = 58.95 dB
 ABM1 comp = 8.62 dBA/m
 BWC Factor = 0.16 dB
 Location: -5, -7, 4.4 mm

T-Coil scan_UMTS_Band_V/General Scan - Low channel/z (axial) wideband at best S/N probe AM1DV2/ABM Freq

Resp(x,y,z,f) (1x1x1): Measurement grid: dx=10mm, dy=10mm
 Signal Type: Audio File (.wav) 48k_voice_300-3000_2s.wav
 Output Gain: 69.12
 Measure Window Start: 300ms
 Measure Window Length: 6000ms
 BWC applied: 10.80 dB
 Device Reference Point: 0, 0, -6.3 mm

Category	Telephone parameters WD signal quality [(signal+noise)-to-noise ratio in decibels]
Category T1	0 dB to 10 dB
Category T2	10 dB to 20 dB
Category T3	20 dB to 30 dB
Category T4	> 30 dB


Cursor:

Diff = 0.67 dB
 BWC Factor = 10.80 dB
 Location: -5, -5, 3.7 mm

T-Coil scan_UMTS_Band_V/8x8 Scan - Mid channel/z (axial) 2mm 8 x 8/ABM SNR(x,y,z) (5x5x1): Measurement grid:

dx=10mm, dy=10mm
 Signal Type: Audio File (.wav) 48k_voice_1kHz_1s.wav
 Output Gain: 35.28
 Measure Window Start: 300ms
 Measure Window Length: 1000ms
 BWC applied: 0.16 dB
 Device Reference Point: 0, 0, -6.3 mm

Category	Telephone parameters WD signal quality [(signal+noise)-to-noise ratio in decibels]
Category T1	0 dB to 10 dB
Category T2	10 dB to 20 dB
Category T3	20 dB to 30 dB
Category T4	> 30 dB

	Document Hearing Aid Compatibility Audio Band Magnetic (ABM) T-Coil Test Report for BlackBerry® Smartphone model RFQ111LW		Page 39(109)
	Author Data Daoud Attayi	Dates of Test April 18-24, 2013	Report No RTS-6026-1304-48

Cursor:

ABM1/ABM2 = 58.58 dB
 ABM1 comp = 8.61 dBA/m
 BWC Factor = 0.16 dB
 Location: -5, -7, 4.4 mm

T-Coil scan_UMTS_Band_V/8x8 Scan - Mid channel/z (axial) wideband at best S/N/ABM Freq Resp(x,y,z,f) (1x1x1):

Measurement grid: dx=10mm, dy=10mm
 Signal Type: Audio File (.wav) 48k_voice_300-3000_2s.wav
 Output Gain: 69.12
 Measure Window Start: 300ms
 Measure Window Length: 6000ms
 BWC applied: 10.80 dB
 Device Reference Point: 0, 0, -6.3 mm

Category	Telephone parameters WD signal quality [(signal+noise)-to-noise ratio in decibels]
Category T1	0 dB to 10 dB
Category T2	10 dB to 20 dB
Category T3	20 dB to 30 dB
Category T4	> 30 dB


Cursor:

Diff = 0.74 dB
 BWC Factor = 10.80 dB
 Location: -5, -5, 3.7 mm

T-Coil scan_UMTS_Band_V/8x8 Scan - High channel/z (axial) 2mm 8 x 8/ABM SNR(x,y,z) (5x5x1): Measurement grid:

dx=10mm, dy=10mm
 Signal Type: Audio File (.wav) 48k_voice_1kHz_1s.wav
 Output Gain: 35.28
 Measure Window Start: 300ms
 Measure Window Length: 1000ms
 BWC applied: 0.16 dB
 Device Reference Point: 0, 0, -6.3 mm

Category	Telephone parameters WD signal quality [(signal+noise)-to-noise ratio in decibels]
Category T1	0 dB to 10 dB
Category T2	10 dB to 20 dB
Category T3	20 dB to 30 dB
Category T4	> 30 dB

	Document Hearing Aid Compatibility Audio Band Magnetic (ABM) T-Coil Test Report for BlackBerry® Smartphone model RFQ111LW		Page 40(109)
	Author Data Daoud Attayi	Dates of Test April 18-24, 2013	Report No RTS-6026-1304-48

Cursor:

ABM1/ABM2 = 58.76 dB
 ABM1 comp = 8.57 dBA/m
 BWC Factor = 0.16 dB
 Location: -5, -7, 4.4 mm

T-Coil scan_UMTS_Band_V/8x8 Scan - High channel/z (axial) wideband at best S/N 2/ABM Freq Resp(x,y,z,f) (1x1x1):

Measurement grid: dx=10mm, dy=10mm
 Signal Type: Audio File (.wav) 48k_voice_300-3000_2s.wav
 Output Gain: 69.12
 Measure Window Start: 300ms
 Measure Window Length: 6000ms
 BWC applied: 10.80 dB
 Device Reference Point: 0, 0, -6.3 mm

Category	Telephone parameters WD signal quality [(signal+noise)-to-noise ratio in decibels]
Category T1	0 dB to 10 dB
Category T2	10 dB to 20 dB
Category T3	20 dB to 30 dB
Category T4	> 30 dB

Cursor:

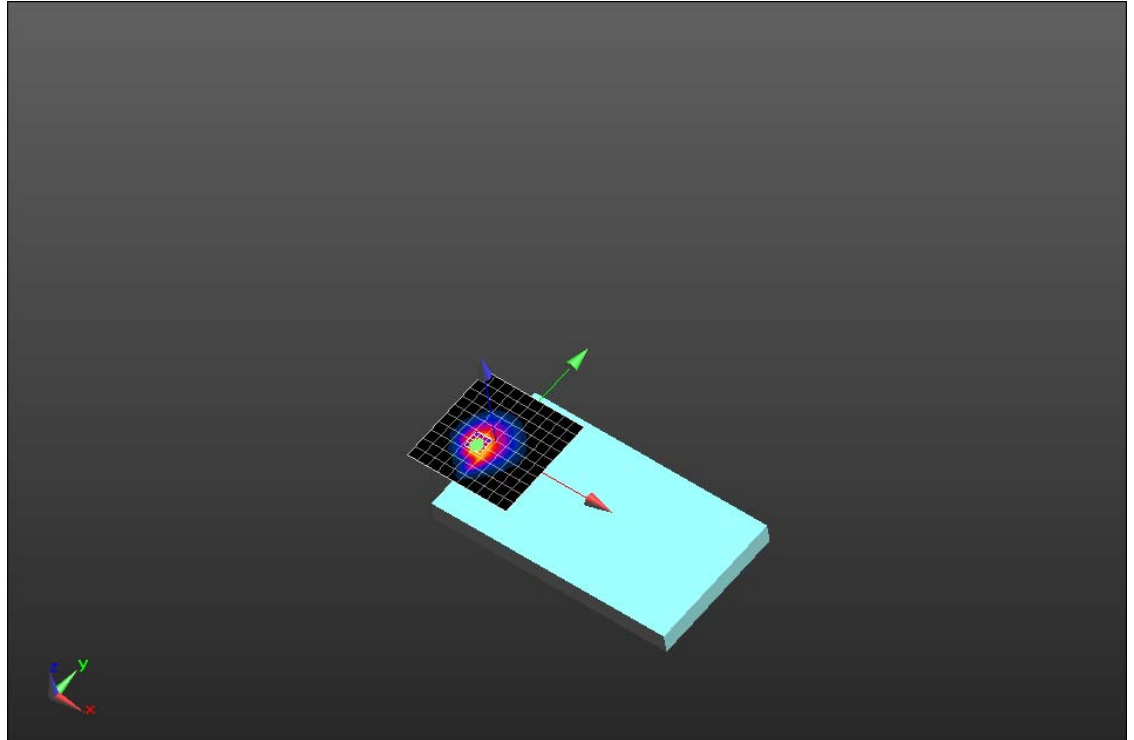
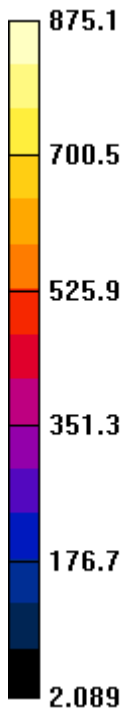
Diff = 0.69 dB
 BWC Factor = 10.80 dB
 Location: -5, -5, 3.7 mm

Author Data
Daoud Attayi

Dates of Test
April 18-24, 2013

Report No
RTS-6026-1304-48

FCC ID
L6ARFQ110LW



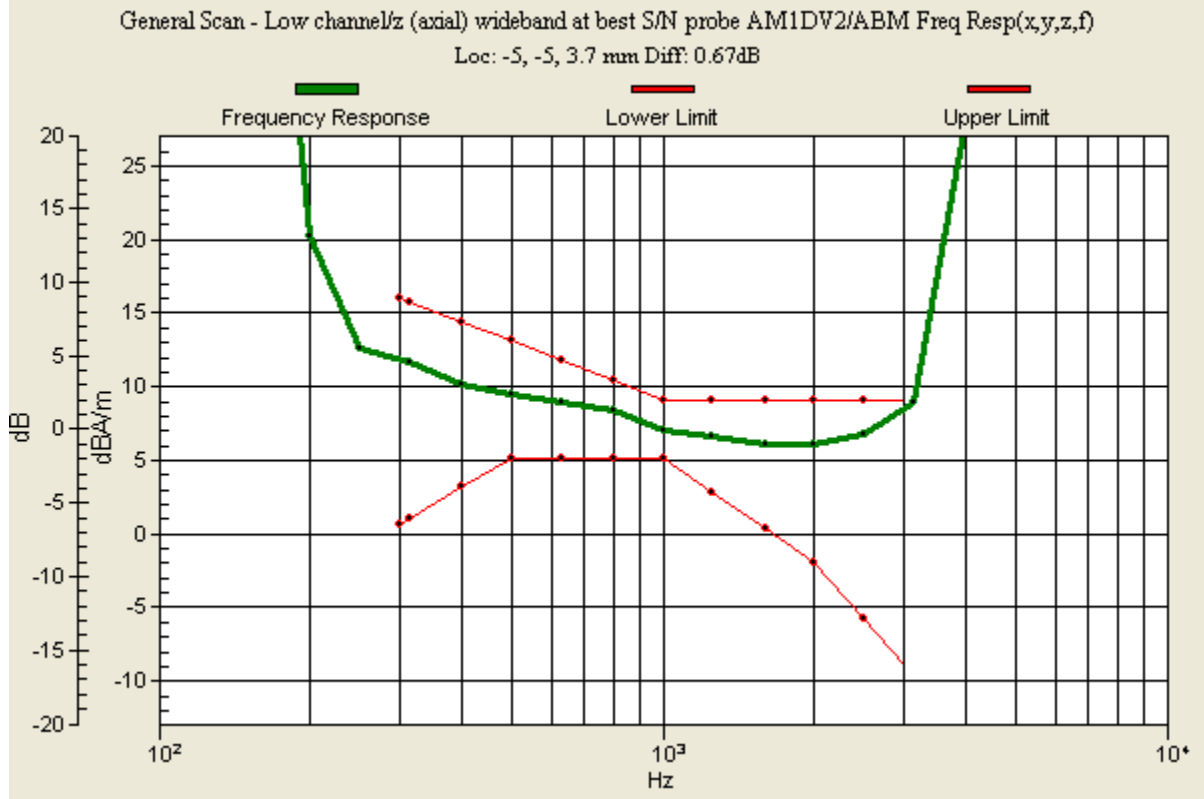


Author Data
Daoud Attayi

Dates of Test
April 18-24, 2013

Report No
RTS-6026-1304-48

FCC ID
L6ARFQ110LW

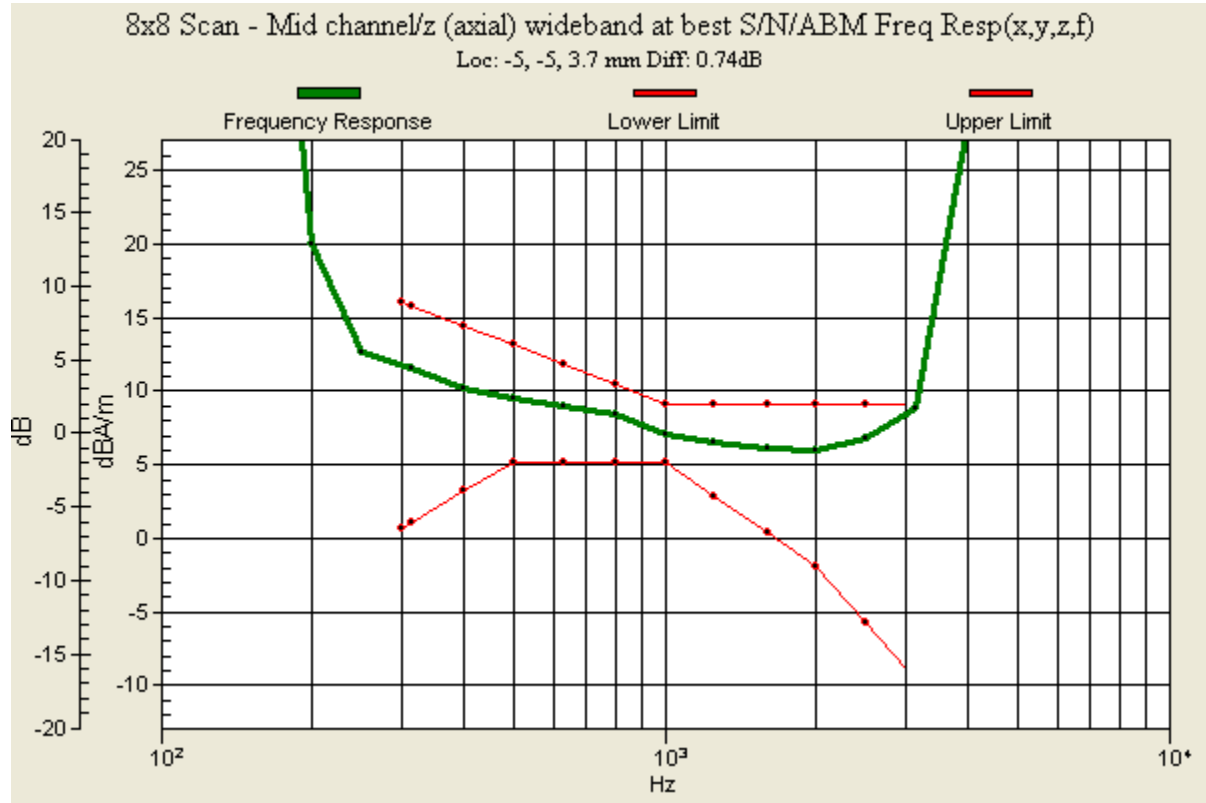


Author Data
Daoud Attayi

Dates of Test
April 18-24, 2013

Report No
RTS-6026-1304-48

FCC ID
L6ARFQ110LW

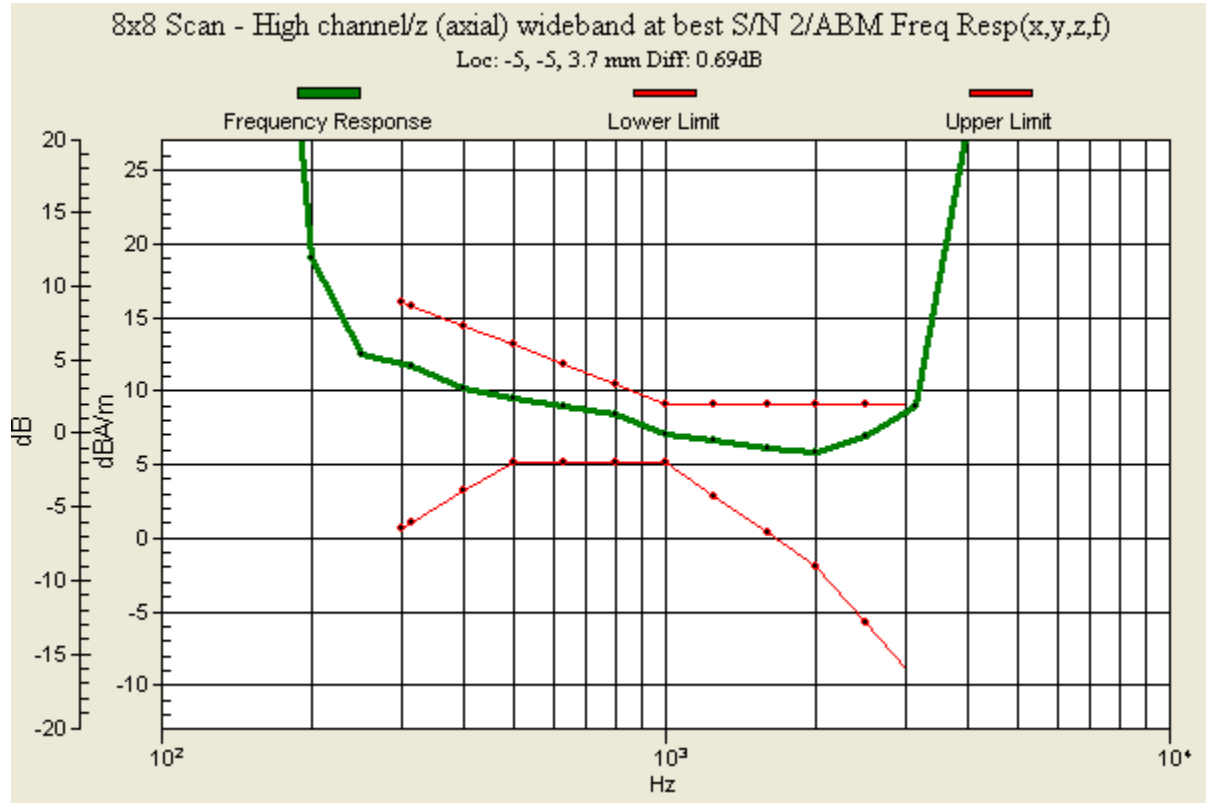



Author Data
Daoud Attayi

Dates of Test
April 18-24, 2013

Report No
RTS-6026-1304-48

FCC ID
L6ARFQ110LW



	Document Hearing Aid Compatibility Audio Band Magnetic (ABM) T-Coil Test Report for BlackBerry® Smartphone model RFQ111LW		Page 45(109)
	Author Data Daoud Attayi	Dates of Test April 18-24, 2013	Report No RTS-6026-1304-48

Date/Time: 4/24/2013 1:51:39 AM

Test Laboratory: RIM Testing Services

HAC T-Coil_ABM_UMTS_V_Radial_L

DUT: BlackBerry Smartphone; Type: Sample ; Serial: 333CB445

Communication System: WCDMA FDD V; Frequency: 826.4 MHz, Frequency: 836.4 MHz, Frequency: 846.6 MHz

Medium parameters used: $\sigma = 0$ S/m, $\epsilon_r = 1$; $\rho = 0$ kg/m³

Phantom section: TCoil Section

Measurement Standard: DASY5 (IEEE/IEC/ANSI C63.19-2007)

DASY Configuration:

- Probe: AM1DV3 - 3062; ; Calibrated: 1/10/2013
- Sensor-Surface: 0mm (Fix Surface), z = 3.0
- Electronics: DAE4 Sn881; Calibrated: 1/14/2013
- Phantom: HAC RF Test Arch with AMCC; Type: SD HAC P01 BA; Serial: Not Specified
- DASY52 52.8.4(1052); SEMCAD X 14.6.8(7028)

T-Coil scan_UMTS_Band_V/General Scan - Low channel/x (longitudinal) 5.0mm 50 x 50/ABM SNR(x,y,z) (11x11x1):

Measurement grid: dx=10mm, dy=10mm

Signal Type: Audio File (.wav) 48k_voice_1kHz_1s.wav

Output Gain: 35.28

Measure Window Start: 300ms

Measure Window Length: 1000ms

BWC applied: 0.16 dB

Device Reference Point: 0, 0, -6.3 mm

T-Coil scan_UMTS_Band_V/General Scan - Low channel/x (longitudinal) 2mm 8 x 8/ABM SNR(x,y,z) (5x5x1):

Measurement grid: dx=10mm, dy=10mm

Signal Type: Audio File (.wav) 48k_voice_1kHz_1s.wav

Output Gain: 35.28


Measure Window Start: 300ms

Measure Window Length: 1000ms

BWC applied: 0.16 dB

Device Reference Point: 0, 0, -6.3 mm

Category	Telephone parameters WD signal quality [(signal+noise)-to-noise ratio in decibels]
Category T1	0 dB to 10 dB
Category T2	10 dB to 20 dB
Category T3	20 dB to 30 dB
Category T4	> 30 dB

	Document Hearing Aid Compatibility Audio Band Magnetic (ABM) T-Coil Test Report for BlackBerry® Smartphone model RFQ111LW		Page 46(109)
	Author Data Daoud Attayi	Dates of Test April 18-24, 2013	Report No RTS-6026-1304-48

Cursor:

ABM1/ABM2 = 55.60 dB
 ABM1 comp = 3.60 dBA/m
 BWC Factor = 0.16 dB
 Location: 17, -2, 4.4 mm

T-Coil scan_UMTS_Band_V/8x8 Scan - Mid channel/x (longitudinal) 2mm 8 x 8/ABM SNR(x,y,z) (5x5x1): Measurement grid: dx=10mm, dy=10mm
 Signal Type: Audio File (.wav) 48k_voice_1kHz_1s.wav
 Output Gain: 35.28
 Measure Window Start: 300ms
 Measure Window Length: 1000ms
 BWC applied: 0.16 dB
 Device Reference Point: 0, 0, -6.3 mm

Category	Telephone parameters WD signal quality [(signal+noise)-to-noise ratio in decibels]
Category T1	0 dB to 10 dB
Category T2	10 dB to 20 dB
Category T3	20 dB to 30 dB
Category T4	> 30 dB

Cursor:

ABM1/ABM2 = 55.42 dB
 ABM1 comp = 3.46 dBA/m
 BWC Factor = 0.16 dB
 Location: 17, -2, 4.4 mm

T-Coil scan_UMTS_Band_V/8x8 Scan - High channel/x (longitudinal) 2mm 8 x 8/ABM SNR(x,y,z) (5x5x1): Measurement grid: dx=10mm, dy=10mm
 Signal Type: Audio File (.wav) 48k_voice_1kHz_1s.wav
 Output Gain: 35.28
 Measure Window Start: 300ms
 Measure Window Length: 1000ms
 BWC applied: 0.16 dB
 Device Reference Point: 0, 0, -6.3 mm

Category	Telephone parameters WD signal quality [(signal+noise)-to-noise ratio in decibels]
Category T1	0 dB to 10 dB
Category T2	10 dB to 20 dB
Category T3	20 dB to 30 dB
Category T4	> 30 dB

Author Data
Daoud Attayi

Dates of Test
April 18-24, 2013

Report No
RTS-6026-1304-48

FCC ID
L6ARFQ110LW


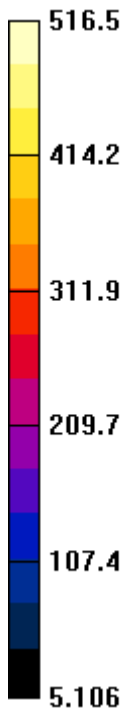
Cursor:


ABM1/ABM2 = 55.46 dB

ABM1 comp = 3.46 dBA/m

BWC Factor = 0.16 dB

Location: 17, -2, 4.4 mm



	Document Hearing Aid Compatibility Audio Band Magnetic (ABM) T-Coil Test Report for BlackBerry® Smartphone model RFQ111LW		Page 48(109)
	Author Data Daoud Attayi	Dates of Test April 18-24, 2013	Report No RTS-6026-1304-48

Date/Time: 4/24/2013 2:05:30 AM

Test Laboratory: RIM Testing Services

HAC T-Coil_ABM_UMTS_V_Radial_T

DUT: BlackBerry Smartphone; Type: Sample ; Serial: 333CB445

Communication System: WCDMA FDD V; Frequency: 826.4 MHz, Frequency: 836.4 MHz, Frequency: 846.6 MHz

Medium parameters used: $\sigma = 0$ S/m, $\epsilon_r = 1$; $\rho = 0$ kg/m³

Phantom section: TCoil Section

Measurement Standard: DASY5 (IEEE/IEC/ANSI C63.19-2007)

DASY Configuration:

- Probe: AM1DV3 - 3062; ; Calibrated: 1/10/2013
- Sensor-Surface: 0mm (Fix Surface), z = 3.0
- Electronics: DAE4 Sn881; Calibrated: 1/14/2013
- Phantom: HAC RF Test Arch with AMCC; Type: SD HAC P01 BA; Serial: Not Specified
- DASY52 52.8.4(1052); SEMCAD X 14.6.8(7028)

T-Coil scan_UMTS_Band_V/General Scan - Low channel/y (transversal) 5.0mm 50 x 50/ABM SNR(x,y,z) (11x11x1):

Measurement grid: dx=10mm, dy=10mm

Signal Type: Audio File (.wav) 48k_voice_1kHz_1s.wav

Output Gain: 35.28

Measure Window Start: 300ms

Measure Window Length: 1000ms

BWC applied: 0.16 dB

Device Reference Point: 0, 0, -6.3 mm

T-Coil scan_UMTS_Band_V/General Scan - Low channel/y (transversal) 2mm 8 x 8/ABM SNR(x,y,z) (5x5x1):

Measurement grid: dx=10mm, dy=10mm

Signal Type: Audio File (.wav) 48k_voice_1kHz_1s.wav

Output Gain: 35.28


Measure Window Start: 300ms

Measure Window Length: 1000ms

BWC applied: 0.16 dB

Device Reference Point: 0, 0, -6.3 mm

Category	Telephone parameters WD signal quality [(signal+noise)-to-noise ratio in decibels]
Category T1	0 dB to 10 dB
Category T2	10 dB to 20 dB
Category T3	20 dB to 30 dB
Category T4	> 30 dB

	Document Hearing Aid Compatibility Audio Band Magnetic (ABM) T-Coil Test Report for BlackBerry® Smartphone model RFQ111LW		Page 49(109)
	Author Data Daoud Attayi	Dates of Test April 18-24, 2013	Report No RTS-6026-1304-48

Cursor:

ABM1/ABM2 = 56.52 dB
 ABM1 comp = 5.86 dBA/m
 BWC Factor = 0.16 dB
 Location: 5, -10, 4.4 mm

T-Coil scan_UMTS_Band_V/8x8 Scan - Mid channel/y (transversal) 2mm 8 x 8/ABM SNR(x,y,z) (5x5x1): Measurement grid: dx=10mm, dy=10mm
 Signal Type: Audio File (.wav) 48k_voice_1kHz_1s.wav
 Output Gain: 35.28
 Measure Window Start: 300ms
 Measure Window Length: 1000ms
 BWC applied: 0.16 dB
 Device Reference Point: 0, 0, -6.3 mm

Category	Telephone parameters WD signal quality [(signal+noise)-to-noise ratio in decibels]
Category T1	0 dB to 10 dB
Category T2	10 dB to 20 dB
Category T3	20 dB to 30 dB
Category T4	> 30 dB

Cursor:

ABM1/ABM2 = 56.07 dB
 ABM1 comp = 5.74 dBA/m
 BWC Factor = 0.16 dB
 Location: 5, -10, 4.4 mm

T-Coil scan_UMTS_Band_V/8x8 Scan - High channel/y (transversal) 2mm 8 x 8/ABM SNR(x,y,z) (5x5x1): Measurement grid: dx=10mm, dy=10mm
 Signal Type: Audio File (.wav) 48k_voice_1kHz_1s.wav
 Output Gain: 35.28
 Measure Window Start: 300ms
 Measure Window Length: 1000ms
 BWC applied: 0.16 dB
 Device Reference Point: 0, 0, -6.3 mm

Category	Telephone parameters WD signal quality [(signal+noise)-to-noise ratio in decibels]
Category T1	0 dB to 10 dB
Category T2	10 dB to 20 dB
Category T3	20 dB to 30 dB
Category T4	> 30 dB

Author Data
Daoud Attayi

Dates of Test
April 18-24, 2013

Report No
RTS-6026-1304-48

FCC ID
L6ARFQ110LW


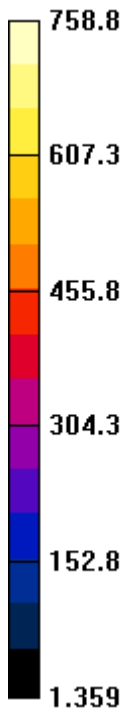
Cursor:


ABM1/ABM2 = 56.04 dB

ABM1 comp = 5.72 dBA/m

BWC Factor = 0.16 dB

Location: 5, -10, 4.4 mm



	Document Hearing Aid Compatibility Audio Band Magnetic (ABM) T-Coil Test Report for BlackBerry® Smartphone model RFQ111LW		Page 51(109)
	Author Data Daoud Attayi	Dates of Test April 18-24, 2013	Report No RTS-6026-1304-48

Date/Time: 4/23/2013 5:36:55 AM

Test Laboratory: RIM Testing Services

HAC T-Coil_ABM_UMTS_Band_II_Axial

DUT: BlackBerry Smartphone; Type: Sample ; Serial: 333CB445

Communication System: WCDMA FDD II; Frequency: 1852.4 MHz, Frequency: 1880 MHz, Frequency: 1907.6 MHz

Medium parameters used: $\sigma = 0$ S/m, $\epsilon_r = 1$; $\rho = 0$ kg/m³

Phantom section: TCoil Section

Measurement Standard: DASY5 (IEEE/IEC/ANSI C63.19-2007)

DASY Configuration:

- Probe: AM1DV3 - 3062; ; Calibrated: 1/10/2013
- Sensor-Surface: 0mm (Fix Surface), z = 3.0
- Electronics: DAE4 Sn881; Calibrated: 1/14/2013
- Phantom: HAC RF Test Arch with AMCC; Type: SD HAC P01 BA; Serial: Not Specified
- DASY52 52.8.4(1052); SEMCAD X 14.6.8(7028)

T-Coil scan_UMTS_Band_II/General Scan - Low channel/z (axial) 5.0mm 50 x 50/ABM SNR(x,y,z) (11x11x1):

Measurement grid: dx=10mm, dy=10mm

Signal Type: Audio File (.wav) 48k_voice_1kHz_1s.wav

Output Gain: 35.28

Measure Window Start: 300ms

Measure Window Length: 1000ms

BWC applied: 0.16 dB

Device Reference Point: 0, 0, -6.3 mm

T-Coil scan_UMTS_Band_II/General Scan - Low channel/z (axial) 2mm 8 x 8/ABM SNR(x,y,z) (5x5x1): Measurement grid:

dx=10mm, dy=10mm

Signal Type: Audio File (.wav) 48k_voice_1kHz_1s.wav

Output Gain: 35.28


Measure Window Start: 300ms

Measure Window Length: 1000ms

BWC applied: 0.16 dB

Device Reference Point: 0, 0, -6.3 mm

Category	Telephone parameters WD signal quality [(signal+noise)-to-noise ratio in decibels]
Category T1	0 dB to 10 dB
Category T2	10 dB to 20 dB
Category T3	20 dB to 30 dB
Category T4	> 30 dB

	Document Hearing Aid Compatibility Audio Band Magnetic (ABM) T-Coil Test Report for BlackBerry® Smartphone model RFQ111LW		Page 52(109)
	Author Data Daoud Attayi	Dates of Test April 18-24, 2013	Report No RTS-6026-1304-48

Cursor:

ABM1/ABM2 = 60.81 dB
 ABM1 comp = 9.36 dBA/m
 BWC Factor = 0.16 dB
 Location: -7, -7, 4.4 mm

T-Coil scan_UMTS_Band_II/General Scan - Low channel/z (axial) wideband at best S/N_probe AM1DV2/ABM Freq

Resp(x,y,z,f) (1x1x1): Measurement grid: dx=10mm, dy=10mm
 Signal Type: Audio File (.wav) 48k_voice_300-3000_2s.wav
 Output Gain: 69.12
 Measure Window Start: 300ms
 Measure Window Length: 6000ms
 BWC applied: 10.80 dB
 Device Reference Point: 0, 0, -6.3 mm

Category	Telephone parameters WD signal quality [(signal+noise)-to-noise ratio in decibels]
Category T1	0 dB to 10 dB
Category T2	10 dB to 20 dB
Category T3	20 dB to 30 dB
Category T4	> 30 dB

Cursor:

Diff = 0.65 dB
 BWC Factor = 10.80 dB
 Location: -5, -5, 3.7 mm

T-Coil scan_UMTS_Band_II/8x8 Scan - Mid channel/z (axial) 2mm 8 x 8/ABM SNR(x,y,z) (5x5x1): Measurement grid:

dx=10mm, dy=10mm
 Signal Type: Audio File (.wav) 48k_voice_1kHz_1s.wav
 Output Gain: 35.28
 Measure Window Start: 300ms
 Measure Window Length: 1000ms
 BWC applied: 0.16 dB
 Device Reference Point: 0, 0, -6.3 mm

Category	Telephone parameters WD signal quality [(signal+noise)-to-noise ratio in decibels]
Category T1	0 dB to 10 dB
Category T2	10 dB to 20 dB
Category T3	20 dB to 30 dB
Category T4	> 30 dB



Author Data
Daoud Attayi

Dates of Test
April 18-24, 2013

Report No
RTS-6026-1304-48

FCC ID
L6ARFQ110LW

Cursor:

ABM1/ABM2 = 60.57 dB
 ABM1 comp = 10.76 dBA/m
 BWC Factor = 0.16 dB
 Location: -5, -9, 4.4 mm

T-Coil scan_UMTS_Band_II/8x8 Scan - Mid channel/z (axial) wideband at best S/N/ABM Freq Resp(x,y,z,f) (1x1x1):

Measurement grid: dx=10mm, dy=10mm
 Signal Type: Audio File (.wav) 48k_voice_300-3000_2s.wav
 Output Gain: 69.12
 Measure Window Start: 300ms
 Measure Window Length: 6000ms
 BWC applied: 10.80 dB
 Device Reference Point: 0, 0, -6.3 mm

Category	Telephone parameters WD signal quality [(signal+noise)-to-noise ratio in decibels]
Category T1	0 dB to 10 dB
Category T2	10 dB to 20 dB
Category T3	20 dB to 30 dB
Category T4	> 30 dB


Cursor:

Diff = 0.72 dB
 BWC Factor = 10.80 dB
 Location: -5, -5, 3.7 mm

T-Coil scan_UMTS_Band_II/8x8 Scan - High channel/z (axial) 2mm 8 x 8/ABM SNR(x,y,z) (5x5x1): Measurement grid:

dx=10mm, dy=10mm
 Signal Type: Audio File (.wav) 48k_voice_1kHz_1s.wav
 Output Gain: 35.28
 Measure Window Start: 300ms
 Measure Window Length: 1000ms
 BWC applied: 0.16 dB
 Device Reference Point: 0, 0, -6.3 mm

Category	Telephone parameters WD signal quality [(signal+noise)-to-noise ratio in decibels]
Category T1	0 dB to 10 dB
Category T2	10 dB to 20 dB
Category T3	20 dB to 30 dB
Category T4	> 30 dB

	Document Hearing Aid Compatibility Audio Band Magnetic (ABM) T-Coil Test Report for BlackBerry® Smartphone model RFQ111LW		Page 54(109)
	Author Data Daoud Attayi	Dates of Test April 18-24, 2013	Report No RTS-6026-1304-48

Cursor:

ABM1/ABM2 = 60.43 dB
 ABM1 comp = 10.78 dBA/m
 BWC Factor = 0.16 dB
 Location: -5, -9, 4.4 mm


T-Coil scan_UMTS_Band_II/8x8 Scan - High channel/z (axial) wideband at best S/N 2/ABM Freq Resp(x,y,z,f) (1x1x1):

Measurement grid: dx=10mm, dy=10mm
 Signal Type: Audio File (.wav) 48k_voice_300-3000_2s.wav
 Output Gain: 69.12
 Measure Window Start: 300ms
 Measure Window Length: 6000ms
 BWC applied: 10.80 dB
 Device Reference Point: 0, 0, -6.3 mm

Category	Telephone parameters WD signal quality [(signal+noise)-to-noise ratio in decibels]
Category T1	0 dB to 10 dB
Category T2	10 dB to 20 dB
Category T3	20 dB to 30 dB
Category T4	> 30 dB

Cursor:

Diff = 0.69 dB
 BWC Factor = 10.80 dB
 Location: -5, -5, 3.7 mm

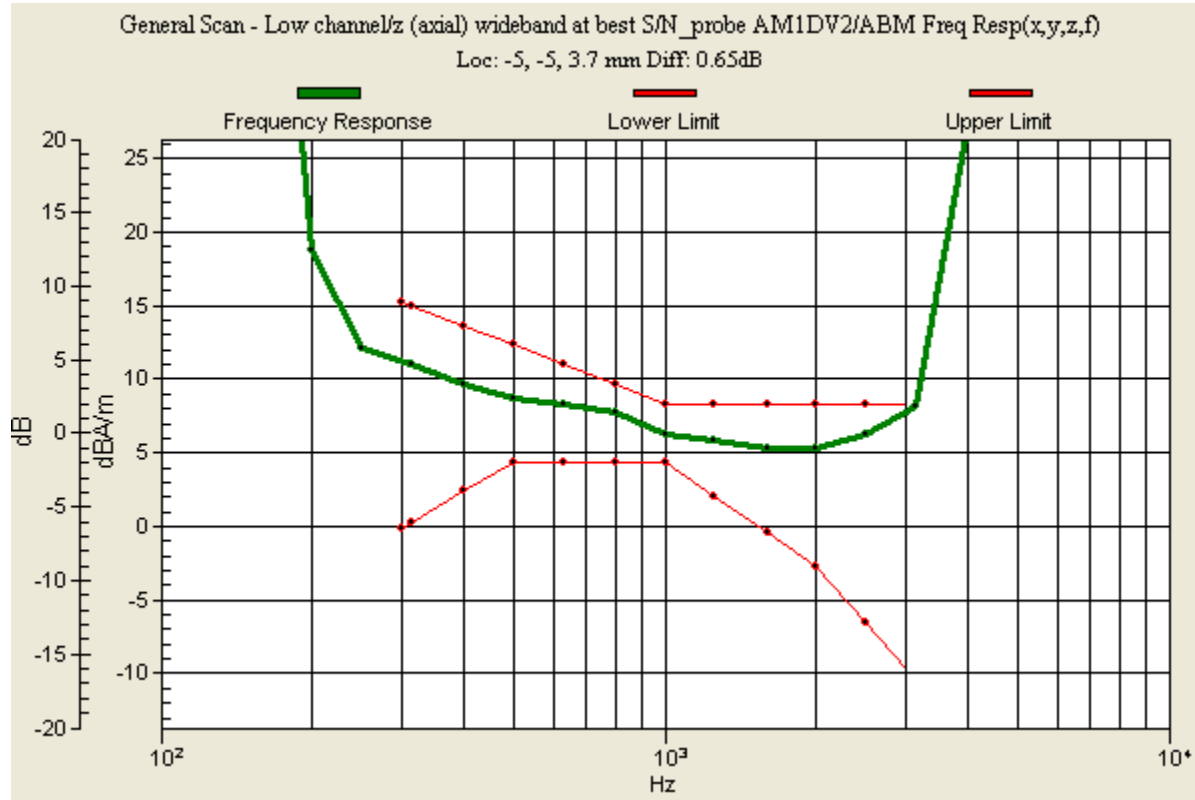


Author Data
Daoud Attayi

Dates of Test
April 18-24, 2013

Report No
RTS-6026-1304-48

FCC ID
L6ARFQ110LW

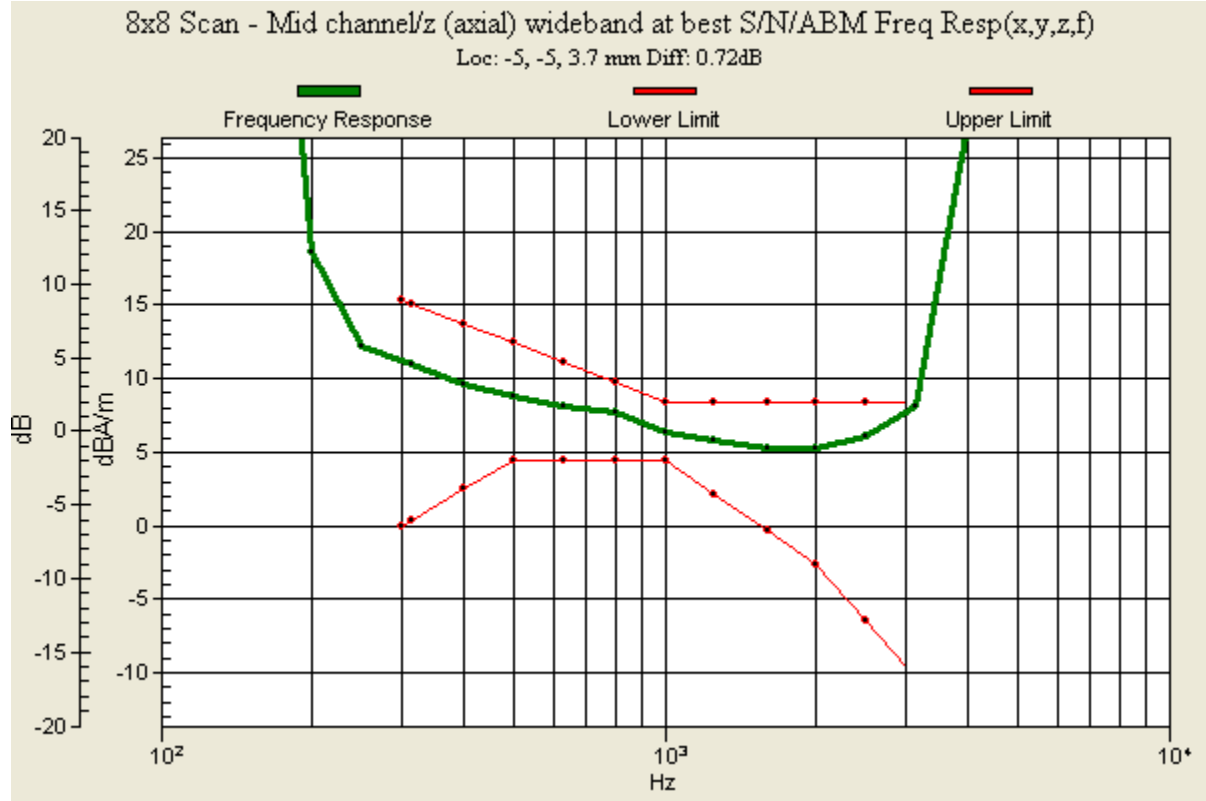


Author Data
Daoud Attayi

Dates of Test
April 18-24, 2013

Report No
RTS-6026-1304-48

FCC ID
L6ARFQ110LW

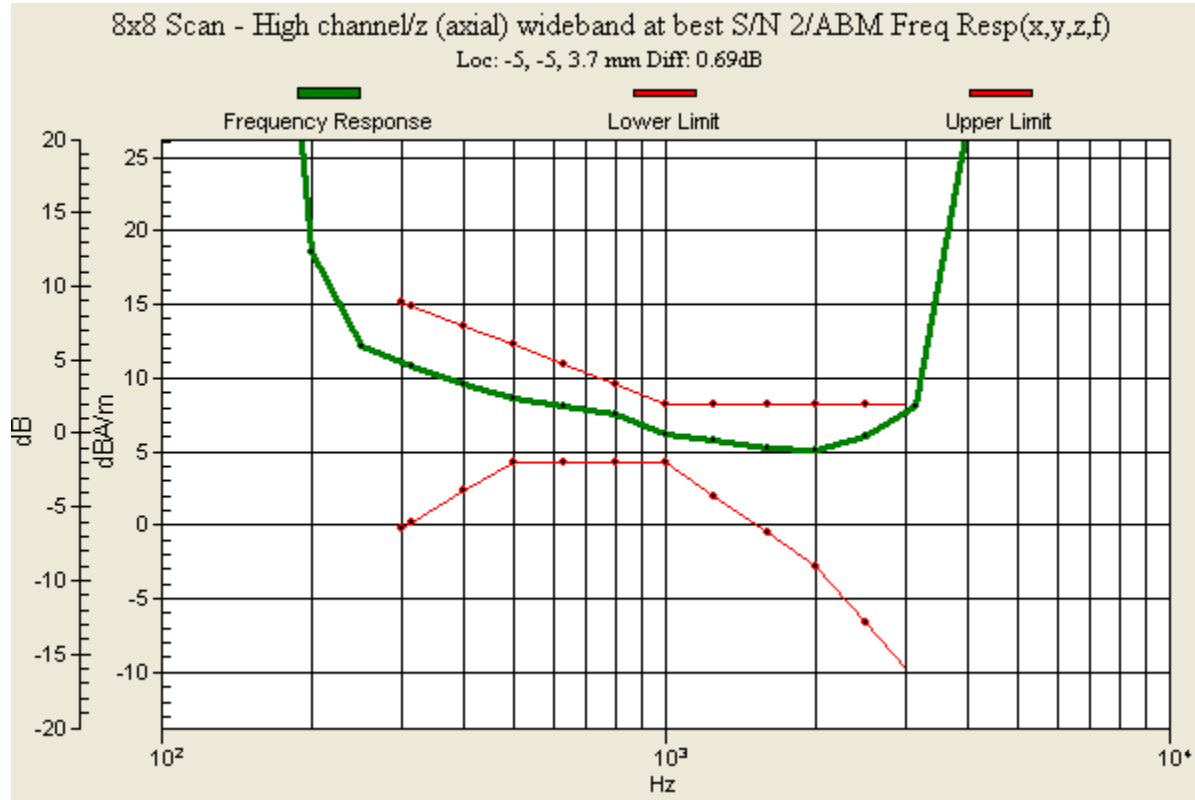



Author Data
Daoud Attayi

Dates of Test
April 18-24, 2013

Report No
RTS-6026-1304-48

FCC ID
L6ARFQ110LW



	Document Hearing Aid Compatibility Audio Band Magnetic (ABM) T-Coil Test Report for BlackBerry® Smartphone model RFQ111LW		Page 59(109)
	Author Data Daoud Attayi	Dates of Test April 18-24, 2013	Report No RTS-6026-1304-48

Date/Time: 4/23/2013 5:50:05 AM

Test Laboratory: RIM Testing Services

HAC T-Coil_ABM_UMTS_Band_II_Radial_L

DUT: BlackBerry Smartphone; Type: Sample ; Serial: 333CB445

Communication System: WCDMA FDD II; Frequency: 1852.4 MHz, Frequency: 1880 MHz, Frequency: 1907.6 MHz

Medium parameters used: $\sigma = 0$ S/m, $\epsilon_r = 1$; $\rho = 0$ kg/m³

Phantom section: TCoil Section

Measurement Standard: DASY5 (IEEE/IEC/ANSI C63.19-2007)

DASY Configuration:

- Probe: AM1DV3 - 3062; ; Calibrated: 1/10/2013
- Sensor-Surface: 0mm (Fix Surface), z = 3.0
- Electronics: DAE4 Sn881; Calibrated: 1/14/2013
- Phantom: HAC RF Test Arch with AMCC; Type: SD HAC P01 BA; Serial: Not Specified
- DASY52 52.8.4(1052); SEMCAD X 14.6.8(7028)

T-Coil scan_UMTS_Band_II/General Scan - Low channel/x (longitudinal) 5.0mm 50 x 50/ABM SNR(x,y,z) (11x11x1):

Measurement grid: dx=10mm, dy=10mm

Signal Type: Audio File (.wav) 48k_voice_1kHz_1s.wav

Output Gain: 35.28

Measure Window Start: 300ms

Measure Window Length: 1000ms

BWC applied: 0.16 dB

Device Reference Point: 0, 0, -6.3 mm

T-Coil scan_UMTS_Band_II/General Scan - Low channel/x (longitudinal) 2mm 8 x 8/ABM SNR(x,y,z) (5x5x1):

Measurement grid: dx=10mm, dy=10mm

Signal Type: Audio File (.wav) 48k_voice_1kHz_1s.wav

Output Gain: 35.28


Measure Window Start: 300ms

Measure Window Length: 1000ms

BWC applied: 0.16 dB

Device Reference Point: 0, 0, -6.3 mm

Category	Telephone parameters WD signal quality [(signal+noise)-to-noise ratio in decibels]
Category T1	0 dB to 10 dB
Category T2	10 dB to 20 dB
Category T3	20 dB to 30 dB
Category T4	> 30 dB

	Document Hearing Aid Compatibility Audio Band Magnetic (ABM) T-Coil Test Report for BlackBerry® Smartphone model RFQ111LW		Page 60(109)
	Author Data Daoud Attayi	Dates of Test April 18-24, 2013	Report No RTS-6026-1304-48

Cursor:

ABM1/ABM2 = 57.74 dB
 ABM1 comp = 4.78 dBA/m
 BWC Factor = 0.16 dB
 Location: 17, -4, 4.4 mm

T-Coil scan_UMTS_Band_II/8x8 Scan - Mid channel/x (longitudinal) 2mm 8 x 8/ABM SNR(x,y,z) (5x5x1): Measurement grid: dx=10mm, dy=10mm
 Signal Type: Audio File (.wav) 48k_voice_1kHz_1s.wav
 Output Gain: 35.28
 Measure Window Start: 300ms
 Measure Window Length: 1000ms
 BWC applied: 0.16 dB
 Device Reference Point: 0, 0, -6.3 mm

Category	Telephone parameters WD signal quality [(signal+noise)-to-noise ratio in decibels]
Category T1	0 dB to 10 dB
Category T2	10 dB to 20 dB
Category T3	20 dB to 30 dB
Category T4	> 30 dB

Cursor:

ABM1/ABM2 = 57.72 dB
 ABM1 comp = 4.56 dBA/m
 BWC Factor = 0.16 dB
 Location: 17, -2, 4.4 mm

T-Coil scan_UMTS_Band_II/8x8 Scan - High channel/x (longitudinal) 2mm 8 x 8/ABM SNR(x,y,z) (5x5x1): Measurement grid: dx=10mm, dy=10mm
 Signal Type: Audio File (.wav) 48k_voice_1kHz_1s.wav
 Output Gain: 35.28
 Measure Window Start: 300ms
 Measure Window Length: 1000ms
 BWC applied: 0.16 dB
 Device Reference Point: 0, 0, -6.3 mm

Category	Telephone parameters WD signal quality [(signal+noise)-to-noise ratio in decibels]
Category T1	0 dB to 10 dB
Category T2	10 dB to 20 dB
Category T3	20 dB to 30 dB
Category T4	> 30 dB

Author Data
Daoud Attayi

Dates of Test
April 18-24, 2013

Report No
RTS-6026-1304-48

FCC ID
L6ARFQ110LW

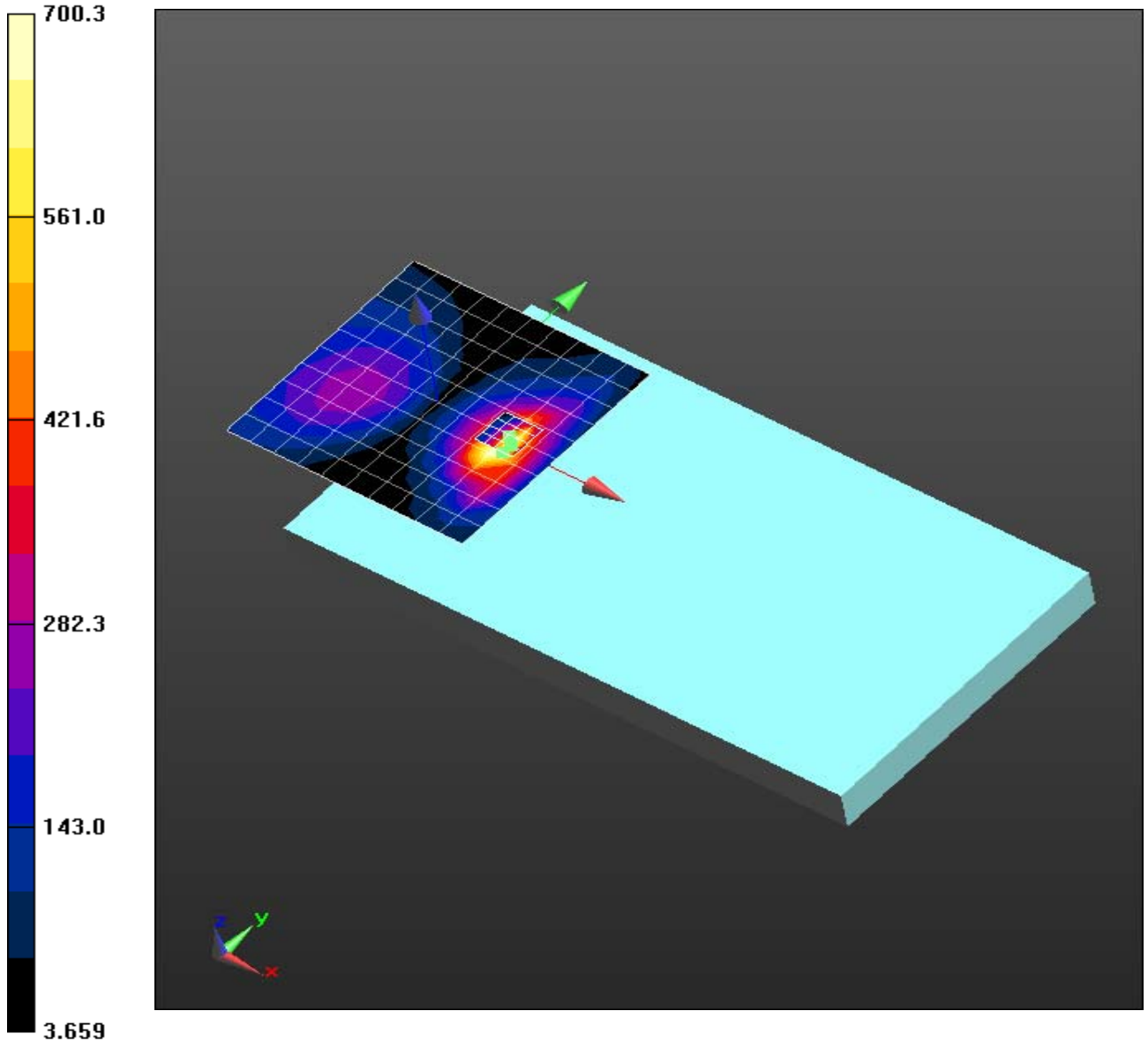
Cursor:


ABM1/ABM2 = 57.90 dB

ABM1 comp = 4.54 dBA/m

BWC Factor = 0.16 dB

Location: 17, -2, 4.4 mm



	Document Hearing Aid Compatibility Audio Band Magnetic (ABM) T-Coil Test Report for BlackBerry® Smartphone model RFQ111LW		Page 62(109)
	Author Data Daoud Attayi	Dates of Test April 18-24, 2013	Report No RTS-6026-1304-48

Date/Time: 4/23/2013 6:04:00 AM

Test Laboratory: RIM Testing Services

HAC T-Coil_ABM_UMTS_Band_II_Radial_T

DUT: BlackBerry Smartphone; Type: Sample ; Serial: 333CB445

Communication System: WCDMA FDD II; Frequency: 1852.4 MHz, Frequency: 1880 MHz, Frequency: 1907.6 MHz

Medium parameters used: $\sigma = 0$ S/m, $\epsilon_r = 1$; $\rho = 0$ kg/m³

Phantom section: TCoil Section

Measurement Standard: DASY5 (IEEE/IEC/ANSI C63.19-2007)

DASY Configuration:

- Probe: AM1DV3 - 3062; ; Calibrated: 1/10/2013
- Sensor-Surface: 0mm (Fix Surface), z = 3.0
- Electronics: DAE4 Sn881; Calibrated: 1/14/2013
- Phantom: HAC RF Test Arch with AMCC; Type: SD HAC P01 BA; Serial: Not Specified
- DASY52 52.8.4(1052); SEMCAD X 14.6.8(7028)

T-Coil scan_UMTS_Band_II/General Scan - Low channel/y (transversal) 5.0mm 50 x 50/ABM SNR(x,y,z) (11x11x1):

Measurement grid: dx=10mm, dy=10mm

Signal Type: Audio File (.wav) 48k_voice_1kHz_1s.wav

Output Gain: 35.28

Measure Window Start: 300ms

Measure Window Length: 1000ms

BWC applied: 0.16 dB

Device Reference Point: 0, 0, -6.3 mm

Category	Telephone parameters WD signal quality [(signal+noise)-to-noise ratio in decibels]
Category T1	0 dB to 10 dB
Category T2	10 dB to 20 dB
Category T3	20 dB to 30 dB
Category T4	> 30 dB

Cursor:

ABM1/ABM2 = 58.79 dB

ABM1 comp = 8.74 dBA/m

BWC Factor = 0.16 dB

Location: 5, -10, 3.7 mm

T-Coil scan_UMTS_Band_II/General Scan - Low channel/y (transversal) 2mm 8 x 8/ABM SNR(x,y,z) (5x5x1):

Measurement grid: dx=10mm, dy=10mm

Signal Type: Audio File (.wav) 48k_voice_1kHz_1s.wav


Output Gain: 35.28

Measure Window Start: 300ms

Measure Window Length: 1000ms

BWC applied: 0.16 dB

Device Reference Point: 0, 0, -6.3 mm

	Document Hearing Aid Compatibility Audio Band Magnetic (ABM) T-Coil Test Report for BlackBerry® Smartphone model RFQ111LW		Page 63(109)
	Author Data Daoud Attayi	Dates of Test April 18-24, 2013	Report No RTS-6026-1304-48

Category	Telephone parameters WD signal quality [(signal+noise)-to-noise ratio in decibels]
Category T1	0 dB to 10 dB
Category T2	10 dB to 20 dB
Category T3	20 dB to 30 dB
Category T4	> 30 dB

Cursor:

ABM1/ABM2 = 58.24 dB
 ABM1 comp = 8.10 dBA/m
 BWC Factor = 0.16 dB
 Location: 3, -10, 4.4 mm

T-Coil scan_UMTS_Band_II/8x8 Scan - Mid channel/y (transversal) 2mm 8 x 8/ABM SNR(x,y,z) (5x5x1): Measurement grid: dx=10mm, dy=10mm

Signal Type: Audio File (.wav) 48k_voice_1kHz_1s.wav
 Output Gain: 35.28
 Measure Window Start: 300ms
 Measure Window Length: 1000ms
 BWC applied: 0.16 dB
 Device Reference Point: 0, 0, -6.3 mm

Category	Telephone parameters WD signal quality [(signal+noise)-to-noise ratio in decibels]
Category T1	0 dB to 10 dB
Category T2	10 dB to 20 dB
Category T3	20 dB to 30 dB
Category T4	> 30 dB

Cursor:

ABM1/ABM2 = 58.24 dB
 ABM1 comp = 7.95 dBA/m
 BWC Factor = 0.16 dB
 Location: 3, -10, 4.4 mm

T-Coil scan_UMTS_Band_II/8x8 Scan - High channel/y (transversal) 2mm 8 x 8/ABM SNR(x,y,z) (5x5x1): Measurement grid: dx=10mm, dy=10mm

Signal Type: Audio File (.wav) 48k_voice_1kHz_1s.wav
 Output Gain: 35.28
 Measure Window Start: 300ms
 Measure Window Length: 1000ms
 BWC applied: 0.16 dB
 Device Reference Point: 0, 0, -6.3 mm



Document Hearing Aid Compatibility Audio Band Magnetic (ABM) T-Coil Test Report for BlackBerry® Smartphone model RFQ111LW		Page 64(109)	
Author Data Daoud Attayi	Dates of Test April 18-24, 2013	Report No RTS-6026-1304-48	FCC ID L6ARFQ110LW

Category	Telephone parameters WD signal quality [(signal+noise)-to-noise ratio in decibels]
Category T1	0 dB to 10 dB
Category T2	10 dB to 20 dB
Category T3	20 dB to 30 dB
Category T4	> 30 dB

Cursor:

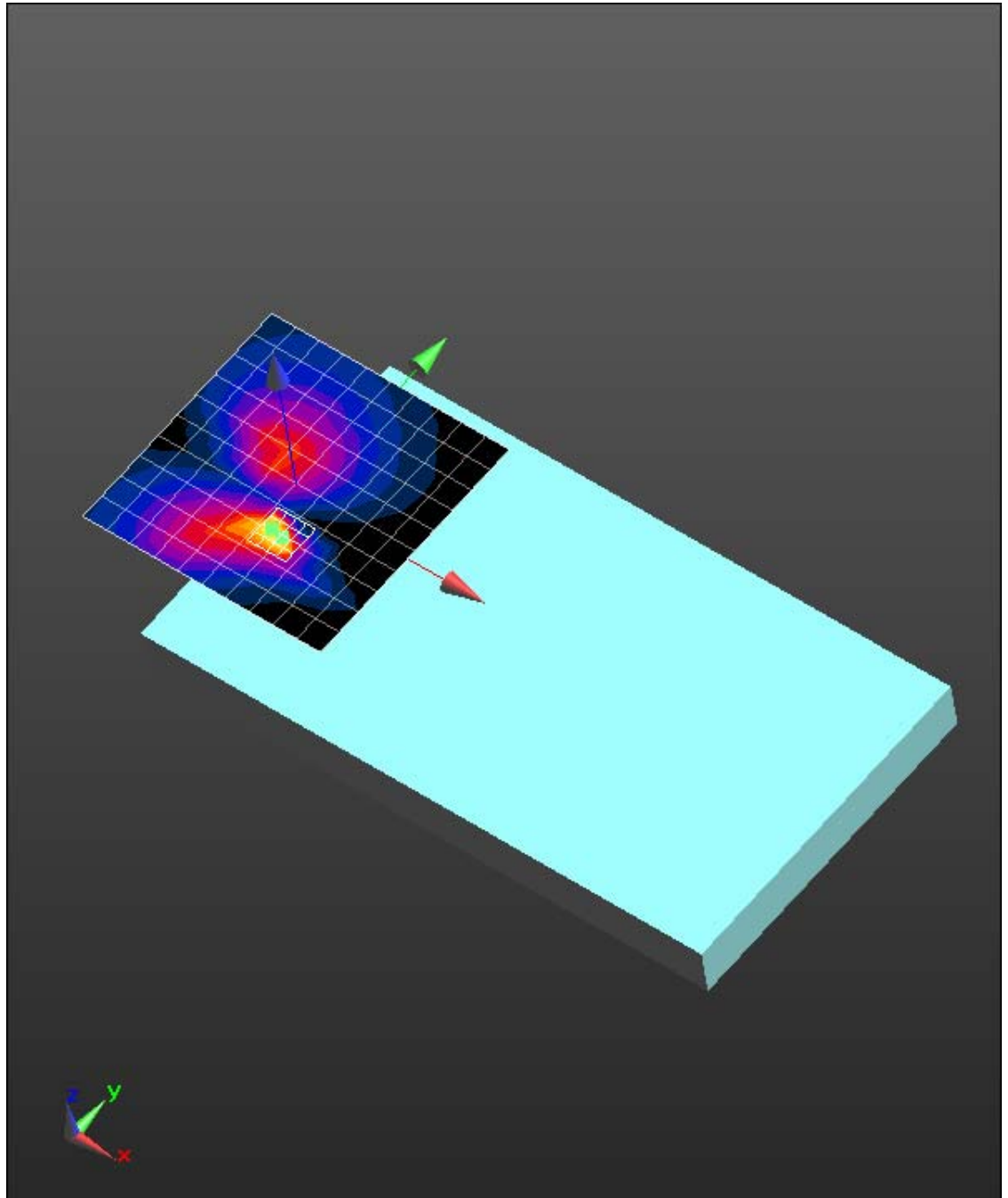
ABM1/ABM2 = 58.53 dB
ABM1 comp = 7.96 dBA/m
BWC Factor = 0.16 dB
Location: 3, -10, 4.4 mm


Author Data
Daoud Attayi

Dates of Test
April 18-24, 2013

Report No
RTS-6026-1304-48

FCC ID
L6ARFQ110LW



	Document Hearing Aid Compatibility Audio Band Magnetic (ABM) T-Coil Test Report for BlackBerry® Smartphone model RFQ111LW		Page 66(109)
	Author Data Daoud Attayi	Dates of Test April 18-24, 2013	Report No RTS-6026-1304-48

Date/Time: 4/23/2013 2:25:32 PM

Test Laboratory: RIM Testing Services

HAC T-Coil_ABM_CDMA850_BC0_Axial

DUT: BlackBerry Smartphone; Type: Sample ; Serial: 333CB445

Communication System: CDMA 850 1/8th Rate; Frequency: 824.7 MHz, Frequency: 836.52 MHz, Frequency: 848.52 MHz

Medium parameters used: $\sigma = 0$ S/m, $\epsilon_r = 1$; $\rho = 0$ kg/m³

Phantom section: TCoil Section

Measurement Standard: DASY5 (IEEE/IEC/ANSI C63.19-2007)

DASY Configuration:

- Probe: AM1DV3 - 3062; ; Calibrated: 1/10/2013
- Sensor-Surface: 0mm (Fix Surface), z = 3.0
- Electronics: DAE4 Sn881; Calibrated: 1/14/2013
- Phantom: HAC RF Test Arch with AMCC; Type: SD HAC P01 BA; Serial: Not Specified
- DASY52 52.8.4(1052); SEMCAD X 14.6.8(7028)

T-Coil scan_CDMA850_BC0/General Scan - Low channel/z (axial) 5.0mm 50 x 50/ABM SNR(x,y,z) (11x11x1):

Measurement grid: dx=10mm, dy=10mm

Signal Type: Audio File (.wav) 48k_voice_1kHz_1s.wav

Output Gain: 28.03

Measure Window Start: 300ms

Measure Window Length: 1000ms

BWC applied: 0.16 dB

Device Reference Point: 0, 0, -6.3 mm

T-Coil scan_CDMA850_BC0/General Scan - Low channel/z (axial) 2mm 8 x 8/ABM SNR(x,y,z) (5x5x1): Measurement grid:

dx=10mm, dy=10mm

Signal Type: Audio File (.wav) 48k_voice_1kHz_1s.wav

Output Gain: 28.03

Measure Window Start: 300ms

Measure Window Length: 1000ms

BWC applied: 0.16 dB

Device Reference Point: 0, 0, -6.3 mm

Category	Telephone parameters WD signal quality [(signal+noise)-to-noise ratio in decibels]
Category T1	0 dB to 10 dB
Category T2	10 dB to 20 dB
Category T3	20 dB to 30 dB
Category T4	> 30 dB



Author Data
Daoud Attayi

Dates of Test
April 18-24, 2013

Report No
RTS-6026-1304-48

FCC ID
L6ARFQ110LW

Cursor:

ABM1/ABM2 = 52.41 dB
 ABM1 comp = 8.88 dBA/m
 BWC Factor = 0.16 dB
 Location: 0, -7, 4.4 mm

T-Coil scan_CDMA850_BC0/General Scan - Low channel/z (axial) wideband at best S/N_probe AM1DV2/ABM Freq

Resp(x,y,z,f) (1x1x1): Measurement grid: dx=10mm, dy=10mm

Signal Type: Audio File (.wav) 48k_voice_300-3000_2s.wav

Output Gain: 54.9

Measure Window Start: 300ms

Measure Window Length: 6000ms

BWC applied: 10.80 dB

Device Reference Point: 0, 0, -6.3 mm

Category	Telephone parameters WD signal quality [(signal+noise)-to-noise ratio in decibels]
Category T1	0 dB to 10 dB
Category T2	10 dB to 20 dB
Category T3	20 dB to 30 dB
Category T4	> 30 dB

Cursor:

Diff = 1.51 dB
 BWC Factor = 10.80 dB
 Location: 0, -5, 3.7 mm

T-Coil scan_CDMA850_BC0/8x8 Scan - Mid channel/z (axial) 2mm 8 x 8/ABM SNR(x,y,z) (5x5x1): Measurement grid:

dx=10mm, dy=10mm

Signal Type: Audio File (.wav) 48k_voice_1kHz_1s.wav

Output Gain: 28.03

Measure Window Start: 300ms

Measure Window Length: 1000ms

BWC applied: 0.16 dB

Device Reference Point: 0, 0, -6.3 mm

Category	Telephone parameters WD signal quality [(signal+noise)-to-noise ratio in decibels]
Category T1	0 dB to 10 dB
Category T2	10 dB to 20 dB
Category T3	20 dB to 30 dB
Category T4	> 30 dB



Author Data
Daoud Attayi

Dates of Test
April 18-24, 2013

Report No
RTS-6026-1304-48

FCC ID
L6ARFQ110LW

Cursor:

ABM1/ABM2 = 50.28 dB
 ABM1 comp = 9.88 dBA/m
 BWC Factor = 0.16 dB
 Location: 0, -5, 4.4 mm

T-Coil scan_CDMA850_BC0/8x8 Scan - Mid channel/z (axial) wideband at best S/N/ABM Freq Resp(x,y,z,f) (1x1x1):

Measurement grid: dx=10mm, dy=10mm
 Signal Type: Audio File (.wav) 48k_voice_300-3000_2s.wav
 Output Gain: 54.9
 Measure Window Start: 300ms
 Measure Window Length: 6000ms
 BWC applied: 10.81 dB
 Device Reference Point: 0, 0, -6.3 mm

Category	Telephone parameters WD signal quality [(signal+noise)-to-noise ratio in decibels]
Category T1	0 dB to 10 dB
Category T2	10 dB to 20 dB
Category T3	20 dB to 30 dB
Category T4	> 30 dB


Cursor:

Diff = 0.58 dB
 BWC Factor = 10.81 dB
 Location: 0, -5, 3.7 mm

T-Coil scan_CDMA850_BC0/8x8 Scan - High channel/z (axial) 2mm 8 x 8/ABM SNR(x,y,z) (5x5x1): Measurement grid:

dx=10mm, dy=10mm
 Signal Type: Audio File (.wav) 48k_voice_1kHz_1s.wav
 Output Gain: 28.03
 Measure Window Start: 300ms
 Measure Window Length: 1000ms
 BWC applied: 0.16 dB
 Device Reference Point: 0, 0, -6.3 mm

Category	Telephone parameters WD signal quality [(signal+noise)-to-noise ratio in decibels]
Category T1	0 dB to 10 dB
Category T2	10 dB to 20 dB
Category T3	20 dB to 30 dB
Category T4	> 30 dB

	Document Hearing Aid Compatibility Audio Band Magnetic (ABM) T-Coil Test Report for BlackBerry® Smartphone model RFQ111LW		Page 69(109)
	Author Data Daoud Attayi	Dates of Test April 18-24, 2013	Report No RTS-6026-1304-48

Cursor:

ABM1/ABM2 = 54.09 dB
 ABM1 comp = 9.43 dBA/m
 BWC Factor = 0.16 dB
 Location: 0, -7, 4.4 mm

T-Coil scan_CDMA850_BC0/8x8 Scan - High channel/z (axial) wideband at best S/N/ABM Freq Resp(x,y,z,f) (1x1x1):

Measurement grid: dx=10mm, dy=10mm
 Signal Type: Audio File (.wav) 48k_voice_300-3000_2s.wav
 Output Gain: 54.9
 Measure Window Start: 300ms
 Measure Window Length: 6000ms
 BWC applied: 10.80 dB
 Device Reference Point: 0, 0, -6.3 mm

Category	Telephone parameters WD signal quality [(signal+noise)-to-noise ratio in decibels]
Category T1	0 dB to 10 dB
Category T2	10 dB to 20 dB
Category T3	20 dB to 30 dB
Category T4	> 30 dB

Cursor:



Diff = 1.49 dB
 BWC Factor = 10.80 dB
 Location: 0, -5, 3.7 mm

Author Data
Daoud Attayi

Dates of Test
April 18-24, 2013

Report No
RTS-6026-1304-48

FCC ID
L6ARFQ110LW

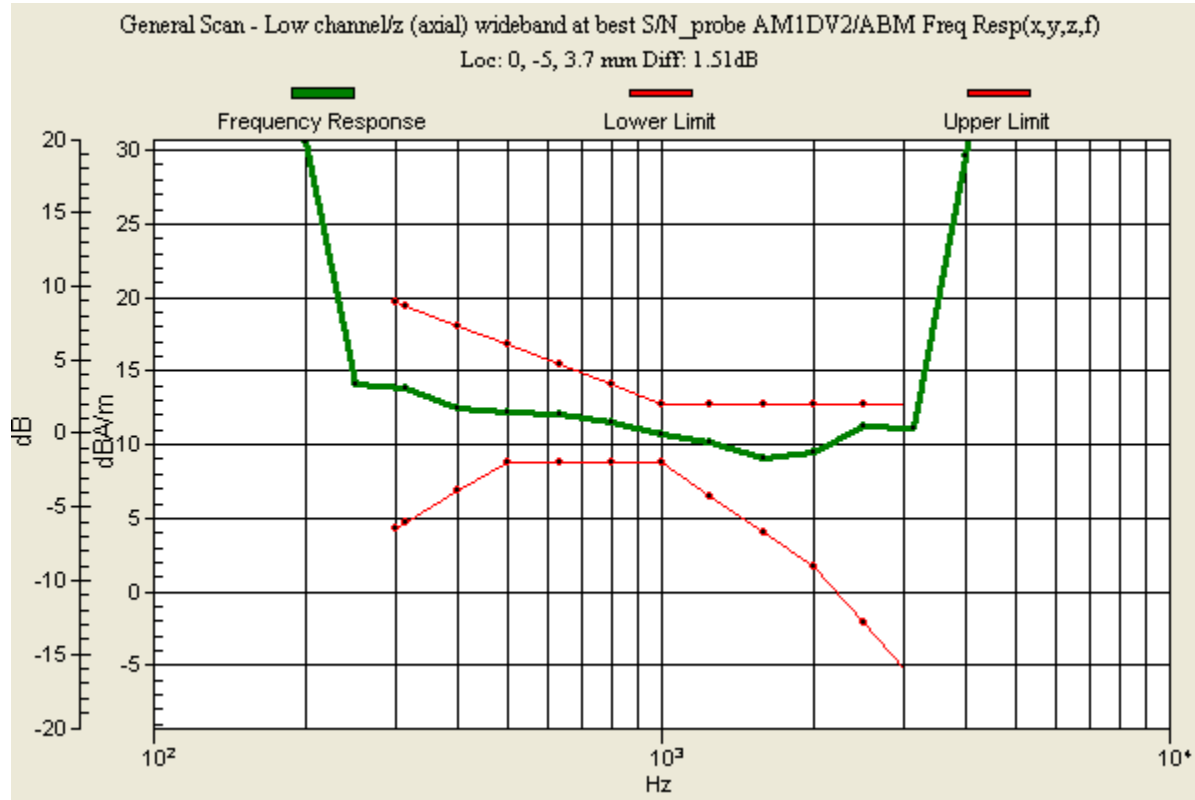


Author Data
Daoud Attayi

Dates of Test
April 18-24, 2013

Report No
RTS-6026-1304-48

FCC ID
L6ARFQ110LW

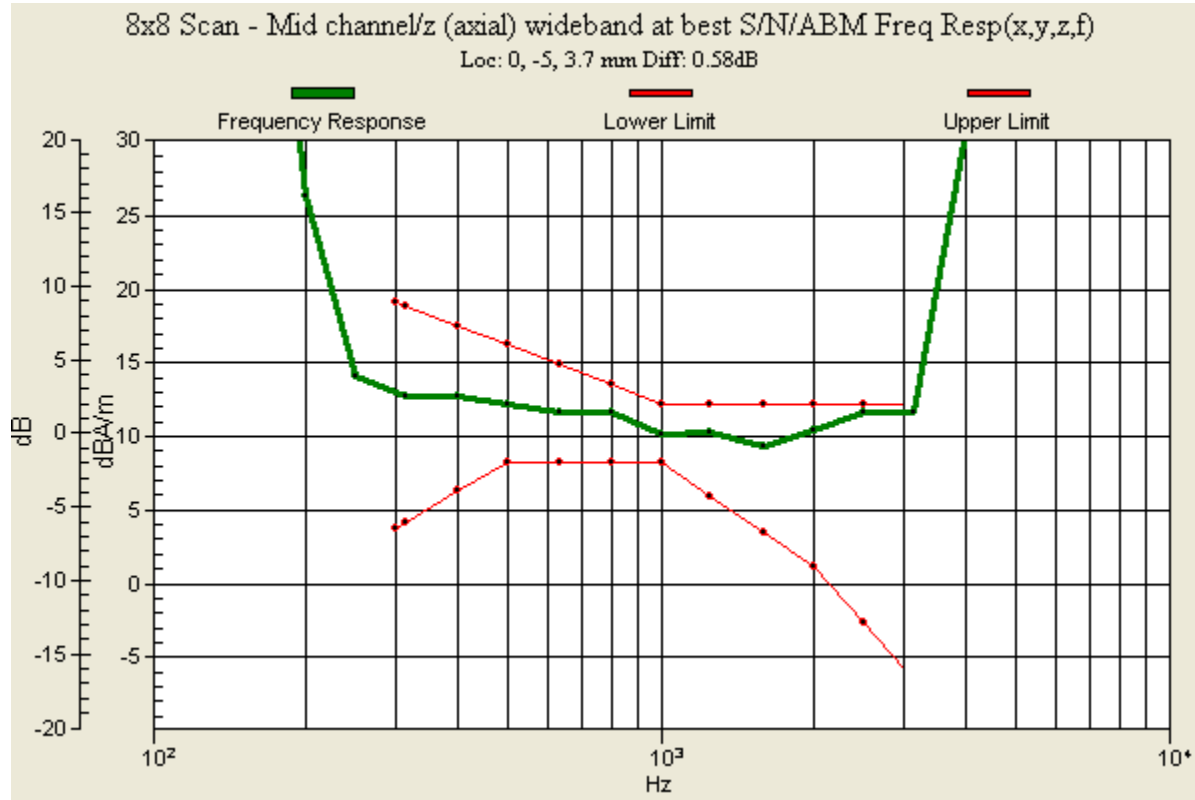


Author Data
Daoud Attayi

Dates of Test
April 18-24, 2013

Report No
RTS-6026-1304-48

FCC ID
L6ARFQ110LW



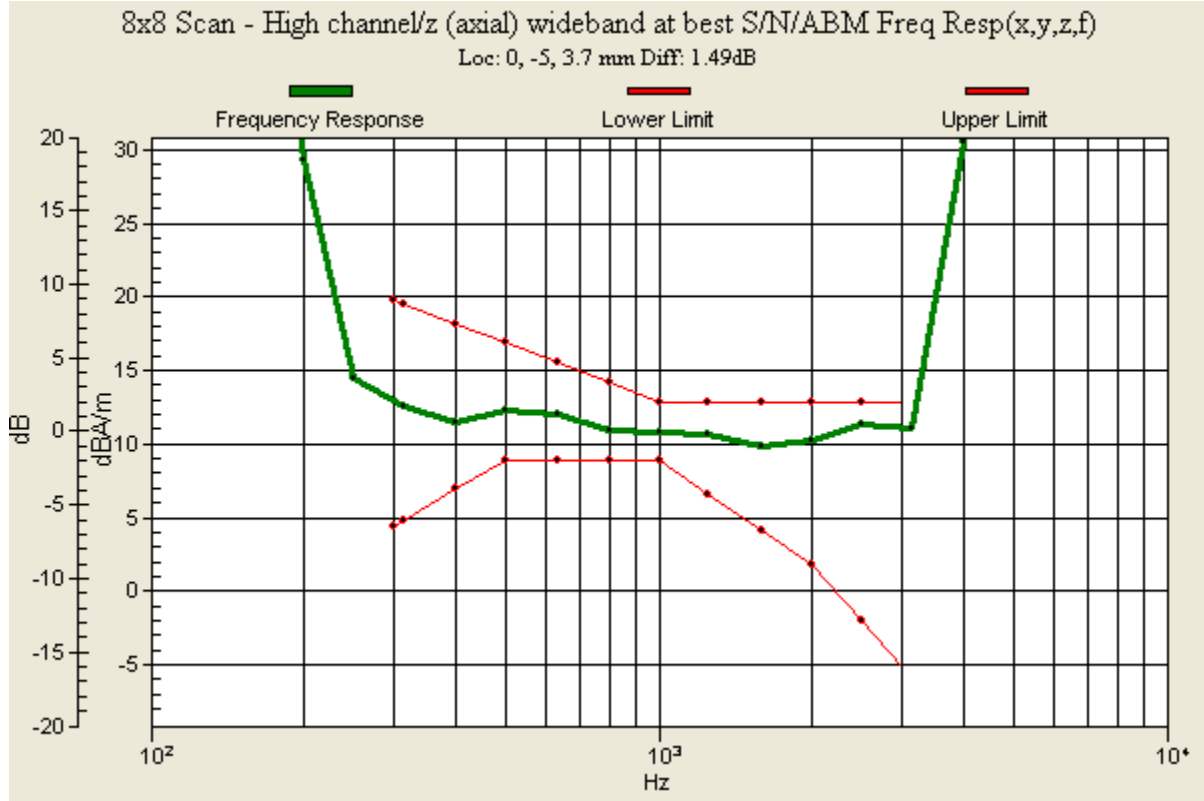



Author Data
Daoud Attayi

Dates of Test
April 18-24, 2013

Report No
RTS-6026-1304-48

FCC ID
L6ARFQ110LW



	Document Hearing Aid Compatibility Audio Band Magnetic (ABM) T-Coil Test Report for BlackBerry® Smartphone model RFQ111LW		Page 74(109)
	Author Data Daoud Attayi	Dates of Test April 18-24, 2013	Report No RTS-6026-1304-48

Date/Time: 4/23/2013 2:38:41 PM

Test Laboratory: RIM Testing Services

HAC T-Coil_ABM_CDMA850_BC0_Radial_L

DUT: BlackBerry Smartphone; Type: Sample ; Serial: 333CB445

Communication System: CDMA 850 1/8th Rate; Frequency: 824.7 MHz, Frequency: 836.52 MHz, Frequency: 848.52 MHz

Medium parameters used: $\sigma = 0$ S/m, $\epsilon_r = 1$; $\rho = 0$ kg/m³

Phantom section: TCoil Section

Measurement Standard: DASY5 (IEEE/IEC/ANSI C63.19-2007)

DASY Configuration:

- Probe: AM1DV3 - 3062; ; Calibrated: 1/10/2013
- Sensor-Surface: 0mm (Fix Surface), z = 3.0
- Electronics: DAE4 Sn881; Calibrated: 1/14/2013
- Phantom: HAC RF Test Arch with AMCC; Type: SD HAC P01 BA; Serial: Not Specified
- DASY52 52.8.4(1052); SEMCAD X 14.6.8(7028)

T-Coil scan_CDMA850_BC0/General Scan - Low channel/x (longitudinal) 5.0mm 50 x 50/ABM SNR(x,y,z) (11x11x1):

Measurement grid: dx=10mm, dy=10mm

Signal Type: Audio File (.wav) 48k_voice_1kHz_1s.wav

Output Gain: 28.03

Measure Window Start: 300ms

Measure Window Length: 1000ms

BWC applied: 0.16 dB

Device Reference Point: 0, 0, -6.3 mm

T-Coil scan_CDMA850_BC0/General Scan - Low channel/x (longitudinal) 2mm 8 x 8/ABM SNR(x,y,z) (5x5x1):

Measurement grid: dx=10mm, dy=10mm

Signal Type: Audio File (.wav) 48k_voice_1kHz_1s.wav

Output Gain: 28.03


Measure Window Start: 300ms

Measure Window Length: 1000ms

BWC applied: 0.16 dB

Device Reference Point: 0, 0, -6.3 mm

Category	Telephone parameters WD signal quality [(signal+noise)-to-noise ratio in decibels]
Category T1	0 dB to 10 dB
Category T2	10 dB to 20 dB
Category T3	20 dB to 30 dB
Category T4	> 30 dB

	Document Hearing Aid Compatibility Audio Band Magnetic (ABM) T-Coil Test Report for BlackBerry® Smartphone model RFQ111LW		Page 75(109)
	Author Data Daoud Attayi	Dates of Test April 18-24, 2013	Report No RTS-6026-1304-48

Cursor:

ABM1/ABM2 = 49.26 dB
 ABM1 comp = 1.74 dBA/m
 BWC Factor = 0.16 dB
 Location: 17, -7, 4.4 mm

T-Coil scan_CDMA850_BC0/8x8 Scan - Mid channel/x (longitudinal) 2mm 8 x 8/ABM SNR(x,y,z) (5x5x1): Measurement grid: dx=10mm, dy=10mm
 Signal Type: Audio File (.wav) 48k_voice_1kHz_1s.wav
 Output Gain: 28.03
 Measure Window Start: 300ms
 Measure Window Length: 1000ms
 BWC applied: 0.16 dB
 Device Reference Point: 0, 0, -6.3 mm

Category	Telephone parameters WD signal quality [(signal+noise)-to-noise ratio in decibels]
Category T1	0 dB to 10 dB
Category T2	10 dB to 20 dB
Category T3	20 dB to 30 dB
Category T4	> 30 dB

Cursor:

ABM1/ABM2 = 49.28 dB
 ABM1 comp = 2.45 dBA/m
 BWC Factor = 0.16 dB
 Location: 15, -3, 4.4 mm

T-Coil scan_CDMA850_BC0/8x8 Scan - High channel/x (longitudinal) 2mm 8 x 8/ABM SNR(x,y,z) (5x5x1): Measurement grid: dx=10mm, dy=10mm
 Signal Type: Audio File (.wav) 48k_voice_1kHz_1s.wav
 Output Gain: 28.03
 Measure Window Start: 300ms
 Measure Window Length: 1000ms
 BWC applied: 0.16 dB
 Device Reference Point: 0, 0, -6.3 mm

Category	Telephone parameters WD signal quality [(signal+noise)-to-noise ratio in decibels]
Category T1	0 dB to 10 dB
Category T2	10 dB to 20 dB
Category T3	20 dB to 30 dB
Category T4	> 30 dB

Author Data
Daoud Attayi

Dates of Test
April 18-24, 2013

Report No
RTS-6026-1304-48

FCC ID
L6ARFQ110LW

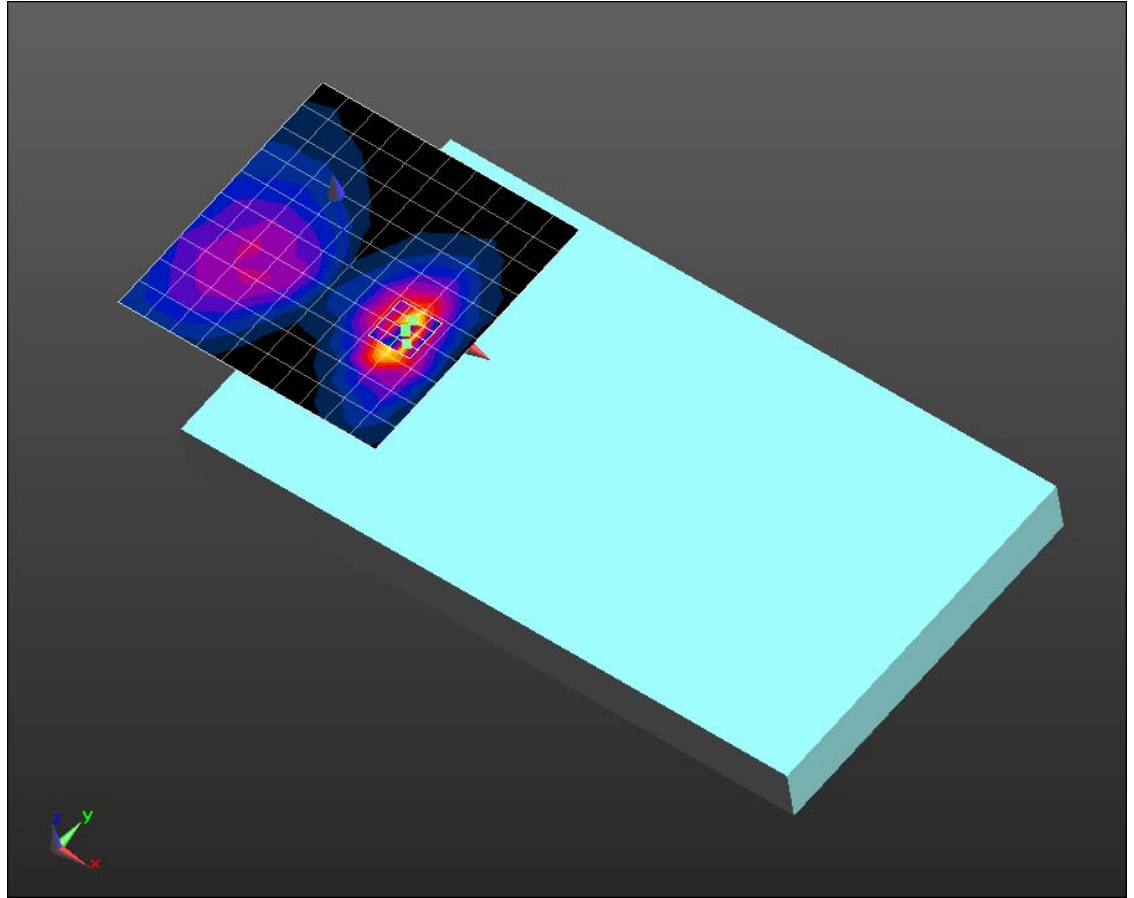

Cursor:


ABM1/ABM2 = 49.86 dB

ABM1 comp = 3.14 dBA/m

BWC Factor = 0.16 dB

Location: 15, -5, 4.4 mm



	Document Hearing Aid Compatibility Audio Band Magnetic (ABM) T-Coil Test Report for BlackBerry® Smartphone model RFQ111LW		Page 77(109)
	Author Data Daoud Attayi	Dates of Test April 18-24, 2013	Report No RTS-6026-1304-48

Date/Time: 4/23/2013 2:52:33 PM

Test Laboratory: RIM Testing Services

HAC T-Coil_ABM_CDMA850_BC0_Radial_T

DUT: BlackBerry Smartphone; Type: Sample ; Serial: 333CB445

Communication System: CDMA 850 1/8th Rate; Frequency: 824.7 MHz, Frequency: 836.52 MHz, Frequency: 848.52 MHz

Medium parameters used: $\sigma = 0$ S/m, $\epsilon_r = 1$; $\rho = 0$ kg/m³

Phantom section: TCoil Section

Measurement Standard: DASY5 (IEEE/IEC/ANSI C63.19-2007)

DASY Configuration:

- Probe: AM1DV3 - 3062; ; Calibrated: 1/10/2013
- Sensor-Surface: 0mm (Fix Surface), z = 3.0
- Electronics: DAE4 Sn881; Calibrated: 1/14/2013
- Phantom: HAC RF Test Arch with AMCC; Type: SD HAC P01 BA; Serial: Not Specified
- DASY52 52.8.4(1052); SEMCAD X 14.6.8(7028)

T-Coil scan_CDMA850_BC0/General Scan - Low channel/y (transversal) 5.0mm 50 x 50/ABM SNR(x,y,z) (11x11x1):

Measurement grid: dx=10mm, dy=10mm

Signal Type: Audio File (.wav) 48k_voice_1kHz_1s.wav

Output Gain: 28.03

Measure Window Start: 300ms

Measure Window Length: 1000ms

BWC applied: 0.16 dB

Device Reference Point: 0, 0, -6.3 mm

T-Coil scan_CDMA850_BC0/General Scan - Low channel/y (transversal) 2mm 8 x 8/ABM SNR(x,y,z) (5x5x1):

Measurement grid: dx=10mm, dy=10mm

Signal Type: Audio File (.wav) 48k_voice_1kHz_1s.wav

Output Gain: 28.03


Measure Window Start: 300ms

Measure Window Length: 1000ms

BWC applied: 0.16 dB

Device Reference Point: 0, 0, -6.3 mm

Category	Telephone parameters WD signal quality [(signal+noise)-to-noise ratio in decibels]
Category T1	0 dB to 10 dB
Category T2	10 dB to 20 dB
Category T3	20 dB to 30 dB
Category T4	> 30 dB

	Document Hearing Aid Compatibility Audio Band Magnetic (ABM) T-Coil Test Report for BlackBerry® Smartphone model RFQ111LW		Page 78(109)
	Author Data Daoud Attayi	Dates of Test April 18-24, 2013	Report No RTS-6026-1304-48

Cursor:

ABM1/ABM2 = 48.05 dB
 ABM1 comp = 1.52 dBA/m
 BWC Factor = 0.16 dB
 Location: 2, -12, 4.4 mm

T-Coil scan_CDMA850_BC0/8x8 Scan - Mid channel/y (transversal) 2mm 8 x 8/ABM SNR(x,y,z) (5x5x1): Measurement
 grid: dx=10mm, dy=10mm
 Signal Type: Audio File (.wav) 48k_voice_1kHz_1s.wav
 Output Gain: 28.03
 Measure Window Start: 300ms
 Measure Window Length: 1000ms
 BWC applied: 0.16 dB
 Device Reference Point: 0, 0, -6.3 mm

Category	Telephone parameters WD signal quality [(signal+noise)-to-noise ratio in decibels]
Category T1	0 dB to 10 dB
Category T2	10 dB to 20 dB
Category T3	20 dB to 30 dB
Category T4	> 30 dB

Cursor:

ABM1/ABM2 = 46.43 dB
 ABM1 comp = 1.48 dBA/m
 BWC Factor = 0.16 dB
 Location: 2, -12, 4.4 mm

T-Coil scan_CDMA850_BC0/8x8 Scan - High channel/y (transversal) 2mm 8 x 8/ABM SNR(x,y,z) (5x5x1): Measurement
 grid: dx=10mm, dy=10mm
 Signal Type: Audio File (.wav) 48k_voice_1kHz_1s.wav
 Output Gain: 28.03
 Measure Window Start: 300ms
 Measure Window Length: 1000ms
 BWC applied: 0.16 dB
 Device Reference Point: 0, 0, -6.3 mm

Category	Telephone parameters WD signal quality [(signal+noise)-to-noise ratio in decibels]
Category T1	0 dB to 10 dB
Category T2	10 dB to 20 dB
Category T3	20 dB to 30 dB
Category T4	> 30 dB

Author Data
Daoud Attayi

Dates of Test
April 18-24, 2013

Report No
RTS-6026-1304-48

FCC ID
L6ARFQ110LW


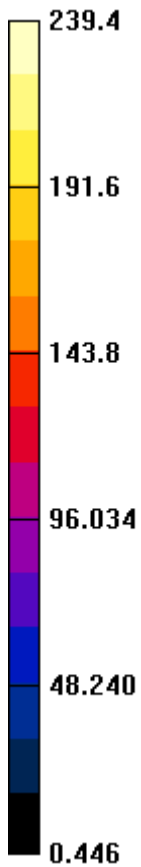
Cursor:


ABM1/ABM2 = 50.34 dB

ABM1 comp = 1.14 dBA/m

BWC Factor = 0.16 dB

Location: 4, -12, 4.4 mm



	Document Hearing Aid Compatibility Audio Band Magnetic (ABM) T-Coil Test Report for BlackBerry® Smartphone model RFQ111LW		Page 80(109)
	Author Data Daoud Attayi	Dates of Test April 18-24, 2013	Report No RTS-6026-1304-48

Date/Time: 4/23/2013 6:29:18 PM

Test Laboratory: RIM Testing Services

HAC T-Coil_ABM_CDMA1900_Axial

DUT: BlackBerry Smartphone; Type: Sample ; Serial: 333CB445

Communication System: CDMA 1900 1/8th Rate; Frequency: 1851.25 MHz, Frequency: 1880 MHz, Frequency: 1908.5 MHz

Medium parameters used: $\sigma = 0$ S/m, $\epsilon_r = 1$; $\rho = 0$ kg/m³

Phantom section: TCoil Section

Measurement Standard: DASYS5 (IEEE/IEC/ANSI C63.19-2007)

DASY Configuration:

- Probe: AM1DV3 - 3062; ; Calibrated: 1/10/2013
- Sensor-Surface: 0mm (Fix Surface), z = 3.0
- Electronics: DAE4 Sn881; Calibrated: 1/14/2013
- Phantom: HAC RF Test Arch with AMCC; Type: SD HAC P01 BA; Serial: Not Specified
- DASY52 52.8.4(1052); SEMCAD X 14.6.8(7028)

T-Coil scan_CDMA1900_BC1/General Scan - Low channel/z (axial) 5.0mm 50 x 50/ABM SNR(x,y,z) (11x11x1):

Measurement grid: dx=10mm, dy=10mm

Signal Type: Audio File (.wav) 48k_voice_1kHz_1s.wav

Output Gain: 28.03

Measure Window Start: 300ms

Measure Window Length: 1000ms

BWC applied: 0.16 dB

Device Reference Point: 0, 0, -6.3 mm

T-Coil scan_CDMA1900_BC1/General Scan - Low channel/z (axial) 2mm 8 x 8/ABM SNR(x,y,z) (5x5x1): Measurement

grid: dx=10mm, dy=10mm

Signal Type: Audio File (.wav) 48k_voice_1kHz_1s.wav

Output Gain: 28.03

Measure Window Start: 300ms

Measure Window Length: 1000ms

BWC applied: 0.16 dB

Device Reference Point: 0, 0, -6.3 mm

Category	Telephone parameters WD signal quality [(signal+noise)-to-noise ratio in decibels]
Category T1	0 dB to 10 dB
Category T2	10 dB to 20 dB
Category T3	20 dB to 30 dB
Category T4	> 30 dB



Author Data
Daoud Attayi

Dates of Test
April 18-24, 2013

Report No
RTS-6026-1304-48

FCC ID
L6ARFQ110LW

Cursor:

ABM1/ABM2 = 52.09 dB
 ABM1 comp = 9.69 dBA/m
 BWC Factor = 0.16 dB
 Location: 0, -7, 4.4 mm

T-Coil scan_CDMA1900_BC1/General Scan - Low channel/z (axial) wideband at best S/N_probe AM1DV2/ABM Freq

Resp(x,y,z,f) (1x1x1): Measurement grid: dx=10mm, dy=10mm
 Signal Type: Audio File (.wav) 48k_voice_300-3000_2s.wav
 Output Gain: 54.9
 Measure Window Start: 300ms
 Measure Window Length: 6000ms
 BWC applied: 10.80 dB
 Device Reference Point: 0, 0, -6.3 mm

Category	Telephone parameters WD signal quality [(signal+noise)-to-noise ratio in decibels]
Category T1	0 dB to 10 dB
Category T2	10 dB to 20 dB
Category T3	20 dB to 30 dB
Category T4	> 30 dB


Cursor:

Diff = 0.97 dB
 BWC Factor = 10.80 dB
 Location: 0, -5, 3.7 mm

T-Coil scan_CDMA1900_BC1/8x8 Scan - Mid channel/z (axial) 2mm 8 x 8/ABM SNR(x,y,z) (5x5x1): Measurement grid:

dx=10mm, dy=10mm
 Signal Type: Audio File (.wav) 48k_voice_1kHz_1s.wav
 Output Gain: 28.03
 Measure Window Start: 300ms
 Measure Window Length: 1000ms
 BWC applied: 0.16 dB
 Device Reference Point: 0, 0, -6.3 mm

Category	Telephone parameters WD signal quality [(signal+noise)-to-noise ratio in decibels]
Category T1	0 dB to 10 dB
Category T2	10 dB to 20 dB
Category T3	20 dB to 30 dB
Category T4	> 30 dB

	Document Hearing Aid Compatibility Audio Band Magnetic (ABM) T-Coil Test Report for BlackBerry® Smartphone model RFQ111LW		Page 82(109)
	Author Data Daoud Attayi	Dates of Test April 18-24, 2013	Report No RTS-6026-1304-48

Cursor:

ABM1/ABM2 = 49.04 dB
 ABM1 comp = 9.94 dBA/m
 BWC Factor = 0.16 dB
 Location: 0, -3, 4.4 mm

T-Coil scan_CDMA1900_BC1/8x8 Scan - Mid channel/z (axial) wideband at best S/N/ABM Freq Resp(x,y,z,f) (1x1x1):

Measurement grid: dx=10mm, dy=10mm
 Signal Type: Audio File (.wav) 48k_voice_300-3000_2s.wav
 Output Gain: 54.9
 Measure Window Start: 300ms
 Measure Window Length: 6000ms
 BWC applied: 10.80 dB
 Device Reference Point: 0, 0, -6.3 mm

Category	Telephone parameters WD signal quality [(signal+noise)-to-noise ratio in decibels]
Category T1	0 dB to 10 dB
Category T2	10 dB to 20 dB
Category T3	20 dB to 30 dB
Category T4	> 30 dB


Cursor:

Diff = 0.64 dB
 BWC Factor = 10.80 dB
 Location: 0, -5, 3.7 mm

T-Coil scan_CDMA1900_BC1/8x8 Scan - High channel/z (axial) 2mm 8 x 8/ABM SNR(x,y,z) (5x5x1): Measurement grid:

dx=10mm, dy=10mm
 Signal Type: Audio File (.wav) 48k_voice_1kHz_1s.wav
 Output Gain: 28.03
 Measure Window Start: 300ms
 Measure Window Length: 1000ms
 BWC applied: 0.16 dB
 Device Reference Point: 0, 0, -6.3 mm

Category	Telephone parameters WD signal quality [(signal+noise)-to-noise ratio in decibels]
Category T1	0 dB to 10 dB
Category T2	10 dB to 20 dB
Category T3	20 dB to 30 dB
Category T4	> 30 dB

	Document Hearing Aid Compatibility Audio Band Magnetic (ABM) T-Coil Test Report for BlackBerry® Smartphone model RFQ111LW		Page 83(109)
	Author Data Daoud Attayi	Dates of Test April 18-24, 2013	Report No RTS-6026-1304-48

Cursor:

ABM1/ABM2 = 47.93 dB
 ABM1 comp = 9.53 dBA/m
 BWC Factor = 0.16 dB
 Location: 0, -5, 4.4 mm

T-Coil scan_CDMA1900_BC1/8x8 Scan - High channel/z (axial) wideband at best S/N/ABM Freq Resp(x,y,z,f) (1x1x1):

Measurement grid: dx=10mm, dy=10mm
 Signal Type: Audio File (.wav) 48k_voice_300-3000_2s.wav
 Output Gain: 54.9
 Measure Window Start: 300ms
 Measure Window Length: 6000ms
 BWC applied: 10.80 dB
 Device Reference Point: 0, 0, -6.3 mm

Category	Telephone parameters WD signal quality [(signal+noise)-to-noise ratio in decibels]
Category T1	0 dB to 10 dB
Category T2	10 dB to 20 dB
Category T3	20 dB to 30 dB
Category T4	> 30 dB

Cursor:


Diff = 1.20 dB
 BWC Factor = 10.80 dB
 Location: 0, -5, 3.7 mm

Author Data
Daoud Attayi

Dates of Test
April 18-24, 2013

Report No
RTS-6026-1304-48

FCC ID
L6ARFQ110LW

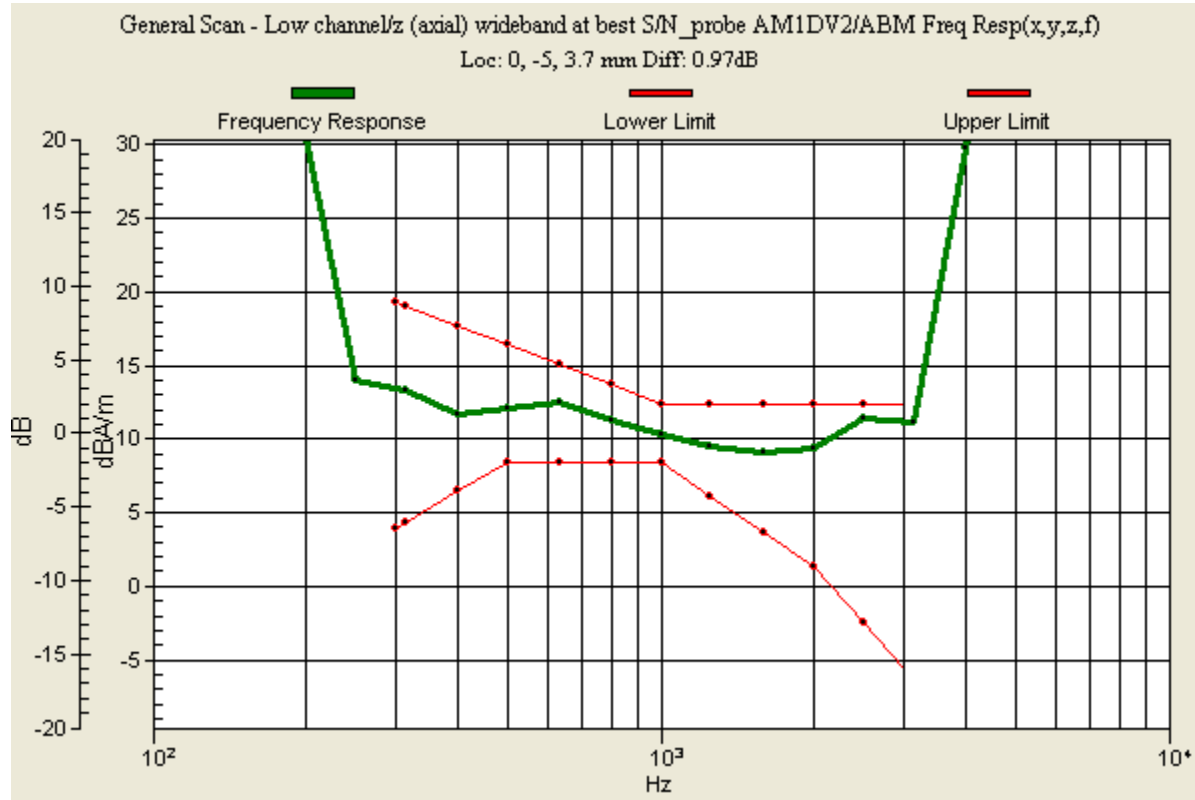


Author Data
Daoud Attayi

Dates of Test
April 18-24, 2013

Report No
RTS-6026-1304-48

FCC ID
L6ARFQ110LW

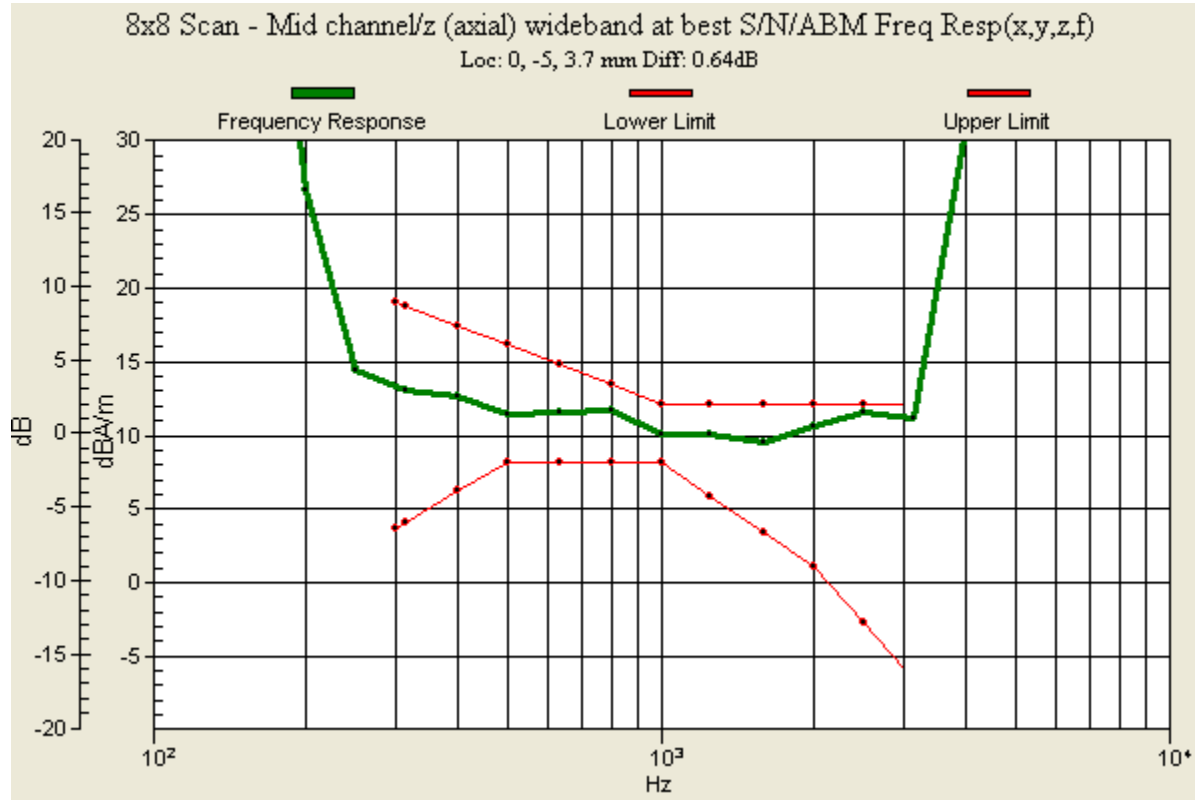


Author Data
Daoud Attayi

Dates of Test
April 18-24, 2013

Report No
RTS-6026-1304-48

FCC ID
L6ARFQ110LW

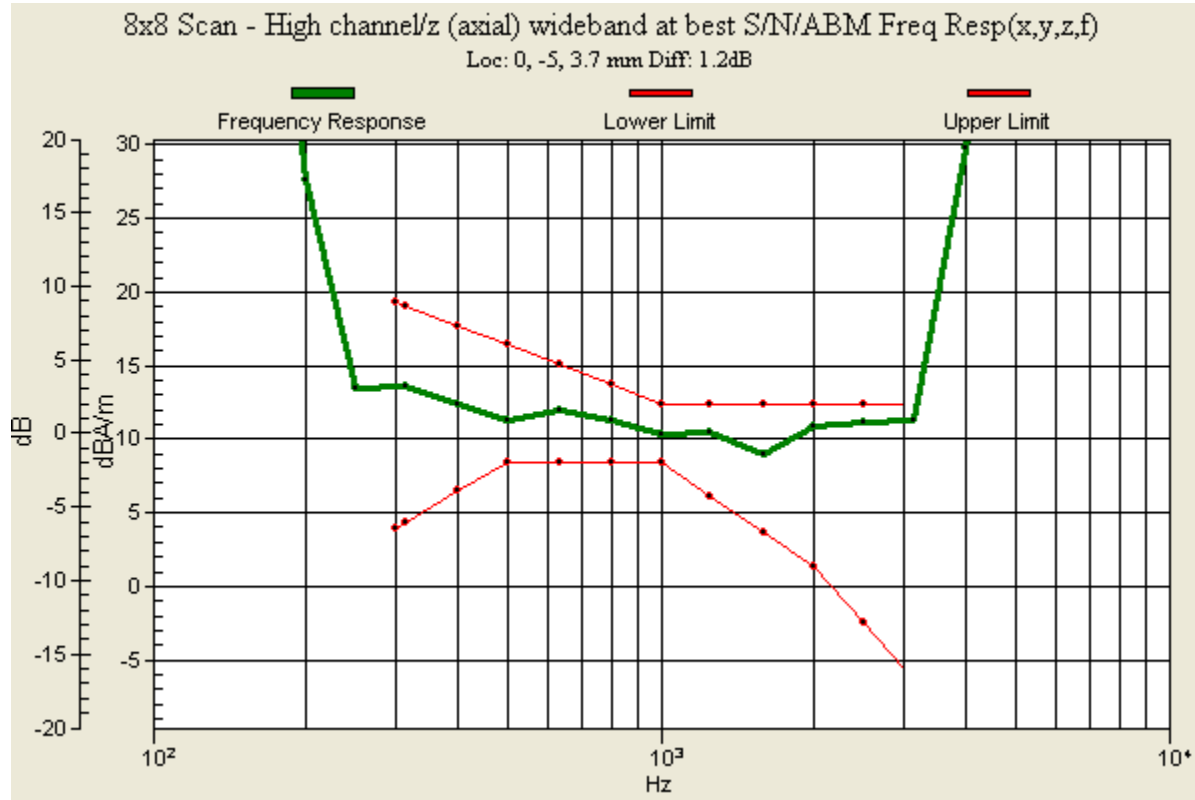



Author Data
Daoud Attayi

Dates of Test
April 18-24, 2013

Report No
RTS-6026-1304-48

FCC ID
L6ARFQ110LW



	Document Hearing Aid Compatibility Audio Band Magnetic (ABM) T-Coil Test Report for BlackBerry® Smartphone model RFQ111LW		Page 88(109)
	Author Data Daoud Attayi	Dates of Test April 18-24, 2013	Report No RTS-6026-1304-48

Date/Time: 4/23/2013 6:42:24 PM

Test Laboratory: RIM Testing Services

HAC T-Coil_ABM_CDMA1900_Radial_L

DUT: BlackBerry Smartphone; Type: Sample ; Serial: 333CB445

Communication System: CDMA 1900 1/8th Rate; Frequency: 1851.25 MHz, Frequency: 1880 MHz, Frequency: 1908.5 MHz

Medium parameters used: $\sigma = 0$ S/m, $\epsilon_r = 1$; $\rho = 0$ kg/m³

Phantom section: TCoil Section

Measurement Standard: DASYS5 (IEEE/IEC/ANSI C63.19-2007)

DASY Configuration:

- Probe: AM1DV3 - 3062; ; Calibrated: 1/10/2013
- Sensor-Surface: 0mm (Fix Surface), z = 3.0
- Electronics: DAE4 Sn881; Calibrated: 1/14/2013
- Phantom: HAC RF Test Arch with AMCC; Type: SD HAC P01 BA; Serial: Not Specified
- DASYS2 52.8.4(1052); SEMCAD X 14.6.8(7028)

T-Coil scan_CDMA1900_BC1/General Scan - Low channel/x (longitudinal) 5.0mm 50 x 50/ABM SNR(x,y,z) (11x11x1):

Measurement grid: dx=10mm, dy=10mm

Signal Type: Audio File (.wav) 48k_voice_1kHz_1s.wav

Output Gain: 28.03

Measure Window Start: 300ms

Measure Window Length: 1000ms

BWC applied: 0.16 dB

Device Reference Point: 0, 0, -6.3 mm

T-Coil scan_CDMA1900_BC1/General Scan - Low channel/x (longitudinal) 2mm 8 x 8/ABM SNR(x,y,z) (5x5x1):

Measurement grid: dx=10mm, dy=10mm

Signal Type: Audio File (.wav) 48k_voice_1kHz_1s.wav

Output Gain: 28.03


Measure Window Start: 300ms

Measure Window Length: 1000ms

BWC applied: 0.16 dB

Device Reference Point: 0, 0, -6.3 mm

Category	Telephone parameters WD signal quality [(signal+noise)-to-noise ratio in decibels]
Category T1	0 dB to 10 dB
Category T2	10 dB to 20 dB
Category T3	20 dB to 30 dB
Category T4	> 30 dB

	Document Hearing Aid Compatibility Audio Band Magnetic (ABM) T-Coil Test Report for BlackBerry® Smartphone model RFQ111LW		Page 89(109)
	Author Data Daoud Attayi	Dates of Test April 18-24, 2013	Report No RTS-6026-1304-48

Cursor:

ABM1/ABM2 = 46.68 dB
 ABM1 comp = 2.94 dBA/m
 BWC Factor = 0.16 dB
 Location: 14, -7, 4.4 mm

T-Coil scan_CDMA1900_BC1/8x8 Scan - Mid channel/x (longitudinal) 2mm 8 x 8/ABM SNR(x,y,z) (5x5x1): Measurement grid: dx=10mm, dy=10mm
 Signal Type: Audio File (.wav) 48k_voice_1kHz_1s.wav
 Output Gain: 28.03
 Measure Window Start: 300ms
 Measure Window Length: 1000ms
 BWC applied: 0.16 dB
 Device Reference Point: 0, 0, -6.3 mm

Category	Telephone parameters WD signal quality [(signal+noise)-to-noise ratio in decibels]
Category T1	0 dB to 10 dB
Category T2	10 dB to 20 dB
Category T3	20 dB to 30 dB
Category T4	> 30 dB

Cursor:

ABM1/ABM2 = 47.47 dB
 ABM1 comp = 4.23 dBA/m
 BWC Factor = 0.16 dB
 Location: 14, -7, 4.4 mm

T-Coil scan_CDMA1900_BC1/8x8 Scan - High channel/x (longitudinal) 2mm 8 x 8/ABM SNR(x,y,z) (5x5x1): Measurement grid: dx=10mm, dy=10mm
 Signal Type: Audio File (.wav) 48k_voice_1kHz_1s.wav
 Output Gain: 28.03
 Measure Window Start: 300ms
 Measure Window Length: 1000ms
 BWC applied: 0.16 dB
 Device Reference Point: 0, 0, -6.3 mm

Category	Telephone parameters WD signal quality [(signal+noise)-to-noise ratio in decibels]
Category T1	0 dB to 10 dB
Category T2	10 dB to 20 dB
Category T3	20 dB to 30 dB
Category T4	> 30 dB

Author Data
Daoud Attayi

Dates of Test
April 18-24, 2013

Report No
RTS-6026-1304-48

FCC ID
L6ARFQ110LW

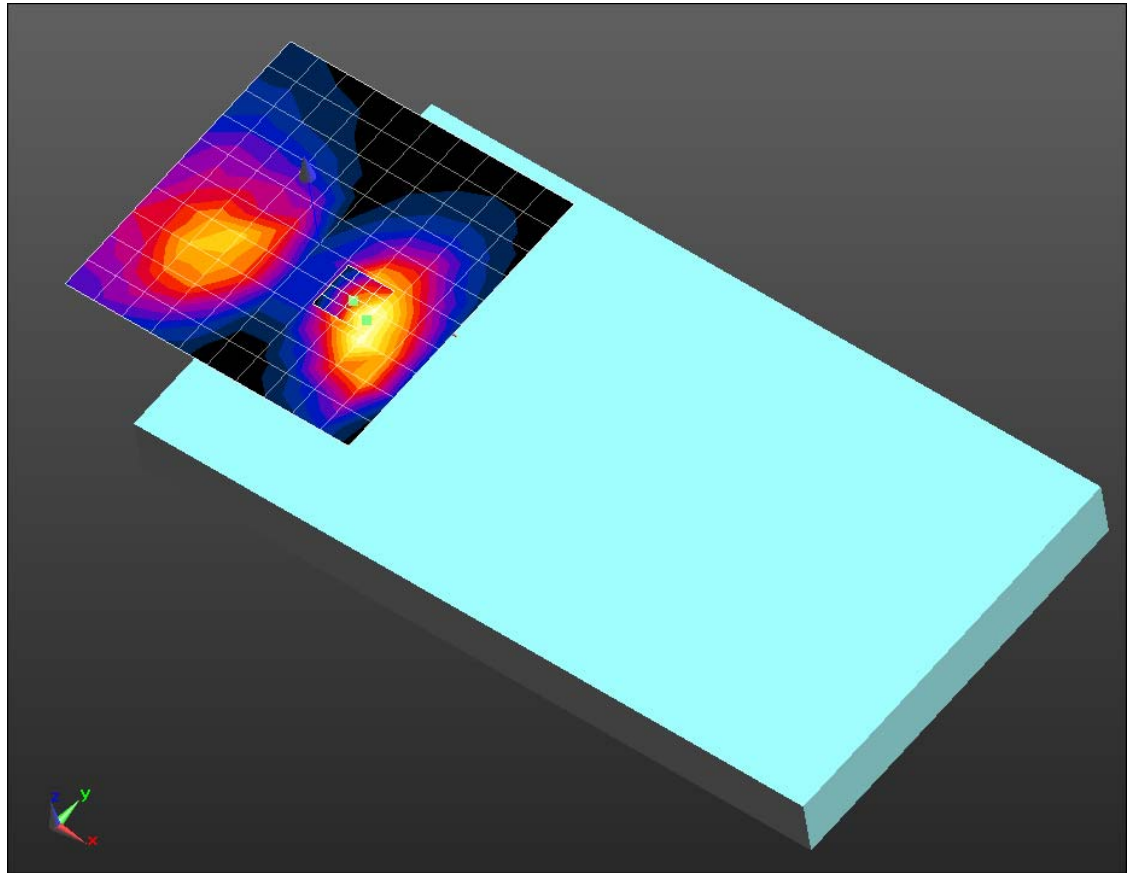
Cursor:


ABM1/ABM2 = 45.74 dB

ABM1 comp = 2.98 dBA/m

BWC Factor = 0.16 dB

Location: 14, -7, 4.4 mm



	Document Hearing Aid Compatibility Audio Band Magnetic (ABM) T-Coil Test Report for BlackBerry® Smartphone model RFQ111LW		Page 91(109)
	Author Data Daoud Attayi	Dates of Test April 18-24, 2013	Report No RTS-6026-1304-48

Date/Time: 4/23/2013 6:56:14 PM

Test Laboratory: RIM Testing Services

HAC T-Coil_ABM_CDMA1900_Radial_T

DUT: BlackBerry Smartphone; Type: Sample ; Serial: 333CB445

Communication System: CDMA 1900 1/8th Rate; Frequency: 1851.25 MHz, Frequency: 1880 MHz, Frequency: 1908.5 MHz

Medium parameters used: $\sigma = 0$ S/m, $\epsilon_r = 1$; $\rho = 0$ kg/m³

Phantom section: TCoil Section

Measurement Standard: DASY5 (IEEE/IEC/ANSI C63.19-2007)

DASY Configuration:

- Probe: AM1DV3 - 3062; ; Calibrated: 1/10/2013
- Sensor-Surface: 0mm (Fix Surface), z = 3.0
- Electronics: DAE4 Sn881; Calibrated: 1/14/2013
- Phantom: HAC RF Test Arch with AMCC; Type: SD HAC P01 BA; Serial: Not Specified
- DASY52 52.8.4(1052); SEMCAD X 14.6.8(7028)

T-Coil scan_CDMA1900_BC1/General Scan - Low channel/y (transversal) 5.0mm 50 x 50/ABM SNR(x,y,z) (11x11x1):

Measurement grid: dx=10mm, dy=10mm

Signal Type: Audio File (.wav) 48k_voice_1kHz_1s.wav

Output Gain: 28.03

Measure Window Start: 300ms

Measure Window Length: 1000ms

BWC applied: 0.16 dB

Device Reference Point: 0, 0, -6.3 mm

T-Coil scan_CDMA1900_BC1/General Scan - Low channel/y (transversal) 2mm 8 x 8/ABM SNR(x,y,z) (5x5x1):

Measurement grid: dx=10mm, dy=10mm

Signal Type: Audio File (.wav) 48k_voice_1kHz_1s.wav

Output Gain: 28.03


Measure Window Start: 300ms

Measure Window Length: 1000ms

BWC applied: 0.16 dB

Device Reference Point: 0, 0, -6.3 mm

Category	Telephone parameters WD signal quality [(signal+noise)-to-noise ratio in decibels]
Category T1	0 dB to 10 dB
Category T2	10 dB to 20 dB
Category T3	20 dB to 30 dB
Category T4	> 30 dB

	Document Hearing Aid Compatibility Audio Band Magnetic (ABM) T-Coil Test Report for BlackBerry® Smartphone model RFQ111LW		Page 92(109)
	Author Data Daoud Attayi	Dates of Test April 18-24, 2013	Report No RTS-6026-1304-48

Cursor:

ABM1/ABM2 = 45.89 dB
 ABM1 comp = -3.23 dBA/m
 BWC Factor = 0.16 dB
 Location: -8, 5, 4.4 mm

T-Coil scan_CDMA1900_BC1/8x8 Scan - Mid channel/y (transversal) 2mm 8 x 8/ABM SNR(x,y,z) (5x5x1): Measurement grid: dx=10mm, dy=10mm
 Signal Type: Audio File (.wav) 48k_voice_1kHz_1s.wav
 Output Gain: 28.03
 Measure Window Start: 300ms
 Measure Window Length: 1000ms
 BWC applied: 0.16 dB
 Device Reference Point: 0, 0, -6.3 mm

Category	Telephone parameters WD signal quality [(signal+noise)-to-noise ratio in decibels]
Category T1	0 dB to 10 dB
Category T2	10 dB to 20 dB
Category T3	20 dB to 30 dB
Category T4	> 30 dB

Cursor:

ABM1/ABM2 = 45.45 dB
 ABM1 comp = -4.24 dBA/m
 BWC Factor = 0.16 dB
 Location: -8, 3, 4.4 mm

T-Coil scan_CDMA1900_BC1/8x8 Scan - High channel/y (transversal) 2mm 8 x 8/ABM SNR(x,y,z) (5x5x1): Measurement grid: dx=10mm, dy=10mm
 Signal Type: Audio File (.wav) 48k_voice_1kHz_1s.wav
 Output Gain: 28.03
 Measure Window Start: 300ms
 Measure Window Length: 1000ms
 BWC applied: 0.16 dB
 Device Reference Point: 0, 0, -6.3 mm

Category	Telephone parameters WD signal quality [(signal+noise)-to-noise ratio in decibels]
Category T1	0 dB to 10 dB
Category T2	10 dB to 20 dB
Category T3	20 dB to 30 dB
Category T4	> 30 dB

Author Data
Daoud Attayi

Dates of Test
April 18-24, 2013

Report No
RTS-6026-1304-48

FCC ID
L6ARFQ110LW

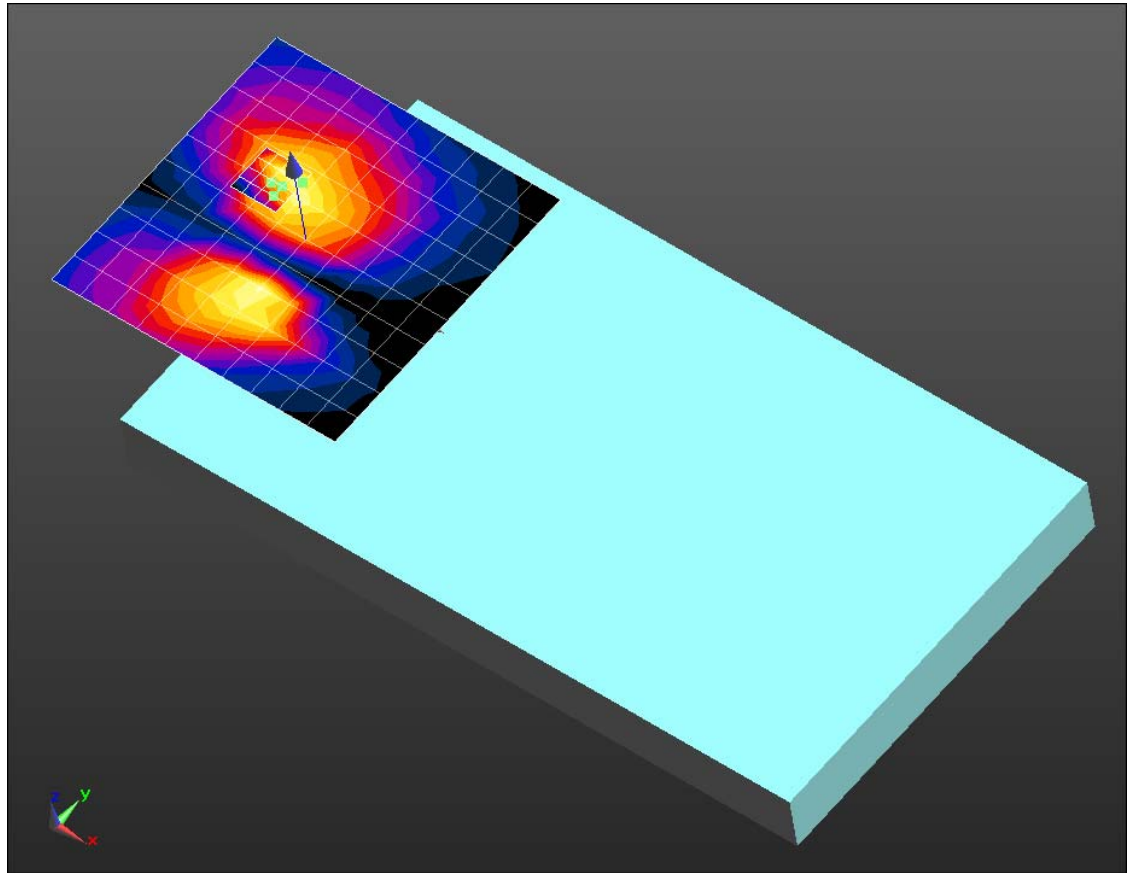
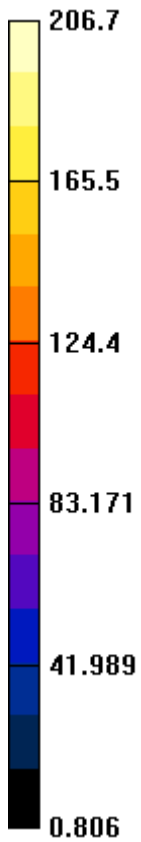
Cursor:


ABM1/ABM2 = 45.93 dB

ABM1 comp = -1.96 dBA/m

BWC Factor = 0.16 dB

Location: -6, 7, 4.4 mm



	Document Hearing Aid Compatibility Audio Band Magnetic (ABM) T-Coil Test Report for BlackBerry® Smartphone model RFQ111LW		Page 94(109)
	Author Data Daoud Attayi	Dates of Test April 18-24, 2013	Report No RTS-6026-1304-48

Date/Time: 4/24/2013 5:41:09 AM

Test Laboratory: RIM Testing Services

HAC T-Coil_ABM_GSM_850_Axial_2100mA

DUT: BlackBerry Smartphone; Type: Sample ; Serial: 333CB445

Communication System: GSM 850; Frequency: 824.2 MHz

Medium parameters used: $\sigma = 0$ S/m, $\epsilon_r = 1$; $\rho = 0$ kg/m³

Phantom section: TCoil Section

Measurement Standard: DASY5 (IEEE/IEC/ANSI C63.19-2007)

DASY Configuration:

- Probe: AM1DV3 - 3062; ; Calibrated: 1/10/2013
- Sensor-Surface: 0mm (Fix Surface), z = 3.0
- Electronics: DAE4 Sn881; Calibrated: 1/14/2013
- Phantom: HAC RF Test Arch with AMCC; Type: SD HAC P01 BA; Serial: Not Specified
- DASY52 52.8.4(1052); SEMCAD X 14.6.8(7028)

T-Coil scan_GSM850/General Scan - 2100mA - Low channel/z (axial) 5.0mm 50 x 50/ABM SNR(x,y,z) (11x11x1):

Measurement grid: dx=10mm, dy=10mm

Signal Type: Audio File (.wav) 48k_voice_1kHz_1s.wav

Output Gain: 35.28

Measure Window Start: 300ms

Measure Window Length: 1000ms

BWC applied: 0.16 dB

Device Reference Point: 0, 0, -6.3 mm

T-Coil scan_GSM850/General Scan - 2100mA - Low channel/z (axial) 2mm 8 x 8/ABM SNR(x,y,z) (5x5x1): Measurement

grid: dx=10mm, dy=10mm

Signal Type: Audio File (.wav) 48k_voice_1kHz_1s.wav

Output Gain: 35.28


Measure Window Start: 300ms

Measure Window Length: 1000ms

BWC applied: 0.16 dB

Device Reference Point: 0, 0, -6.3 mm

Category	Telephone parameters WD signal quality [(signal+noise)-to-noise ratio in decibels]
Category T1	0 dB to 10 dB
Category T2	10 dB to 20 dB
Category T3	20 dB to 30 dB
Category T4	> 30 dB

	Document Hearing Aid Compatibility Audio Band Magnetic (ABM) T-Coil Test Report for BlackBerry® Smartphone model RFQ111LW		Page 95(109)
	Author Data Daoud Attayi	Dates of Test April 18-24, 2013	Report No RTS-6026-1304-48

Cursor:

ABM1/ABM2 = 53.06 dB
 ABM1 comp = 13.44 dBA/m
 BWC Factor = 0.16 dB
 Location: -2, -7, 4.4 mm

T-Coil scan_GSM850/General Scan - 2100mA - Low channel/z (axial) wideband at best S/N_probe AM1DV2/ABM Freq

Resp(x,y,z,f) (1x1x1): Measurement grid: dx=10mm, dy=10mm

Signal Type: Audio File (.wav) 48k_voice_300-3000_2s.wav

Output Gain: 69.12

Measure Window Start: 300ms

Measure Window Length: 6000ms

BWC applied: 10.80 dB

Device Reference Point: 0, 0, -6.3 mm

Category	Telephone parameters WD signal quality [(signal+noise)-to-noise ratio in decibels]
Category T1	0 dB to 10 dB
Category T2	10 dB to 20 dB
Category T3	20 dB to 30 dB
Category T4	> 30 dB

Cursor:

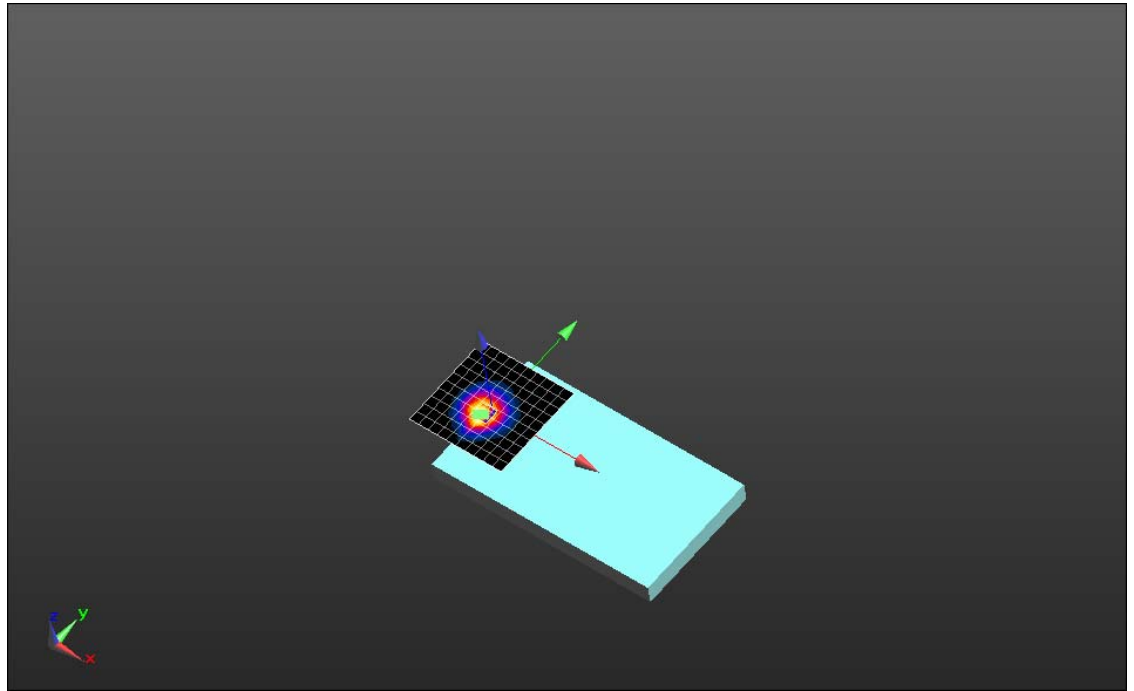
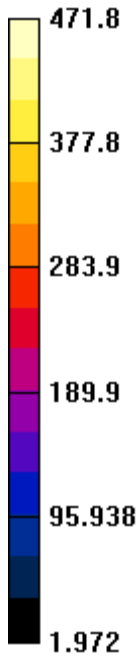
Diff = 0.43 dB
 BWC Factor = 10.80 dB
 Location: 0, -5, 3.7 mm

Author Data
Daoud Attayi

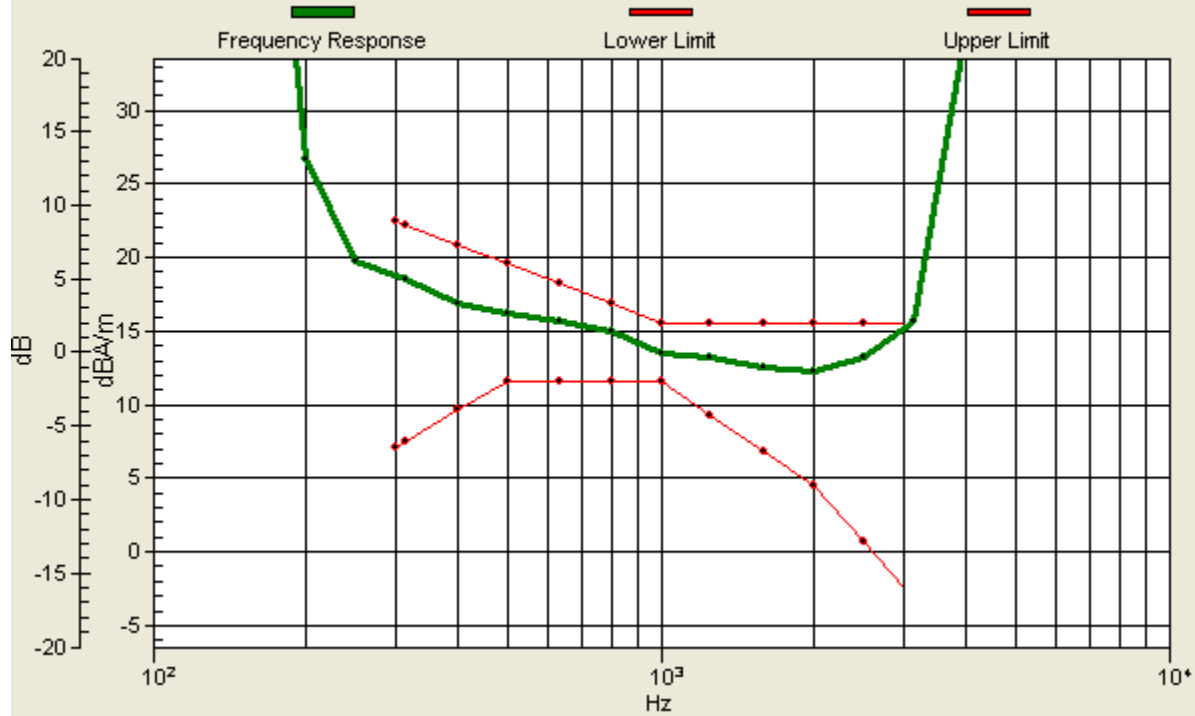
Dates of Test
April 18-24, 2013


Report No
RTS-6026-1304-48

FCC ID
L6ARFQ110LW



General Scan - 2100mA - Low channel/z (axial) wideband at best S/N_probe AM1DV2/ABM Freq Resp(x,y,z,f)
 Loc: 0, -5, 3.7 mm Diff: 0.43dB



	Document Hearing Aid Compatibility Audio Band Magnetic (ABM) T-Coil Test Report for BlackBerry® Smartphone model RFQ111LW		Page 97(109)
	Author Data Daoud Attayi	Dates of Test April 18-24, 2013	Report No RTS-6026-1304-48

Date/Time: 4/24/2013 5:54:16 AM

Test Laboratory: RIM Testing Services

HAC T-Coil_ABM_GSM_850_Radial_L_2100mA

DUT: BlackBerry Smartphone; Type: Sample ; Serial: 333CB445

Communication System: GSM 850; Frequency: 824.2 MHz

Medium parameters used: $\sigma = 0$ S/m, $\epsilon_r = 1$; $\rho = 0$ kg/m³

Phantom section: TCoil Section

Measurement Standard: DASYS5 (IEEE/IEC/ANSI C63.19-2007)

DASY Configuration:

- Probe: AM1DV3 - 3062; ; Calibrated: 1/10/2013
- Sensor-Surface: 0mm (Fix Surface), z = 3.0
- Electronics: DAE4 Sn881; Calibrated: 1/14/2013
- Phantom: HAC RF Test Arch with AMCC; Type: SD HAC P01 BA; Serial: Not Specified
- DASYS2 52.8.4(1052); SEMCAD X 14.6.8(7028)

T-Coil scan_GSM850/General Scan - 2100mA - Low channel/x (longitudinal) 5.0mm 50 x 50/ABM SNR(x,y,z) (11x11x1):

Measurement grid: dx=10mm, dy=10mm

Signal Type: Audio File (.wav) 48k_voice_1kHz_1s.wav

Output Gain: 35.28

Measure Window Start: 300ms

Measure Window Length: 1000ms

BWC applied: 0.16 dB

Device Reference Point: 0, 0, -6.3 mm

T-Coil scan_GSM850/General Scan - 2100mA - Low channel/x (longitudinal) 2mm 8 x 8/ABM SNR(x,y,z) (5x5x1):

Measurement grid: dx=10mm, dy=10mm

Signal Type: Audio File (.wav) 48k_voice_1kHz_1s.wav

Output Gain: 35.28

Measure Window Start: 300ms

Measure Window Length: 1000ms

BWC applied: 0.16 dB

Device Reference Point: 0, 0, -6.3 mm

Category	Telephone parameters WD signal quality [(signal+noise)-to-noise ratio in decibels]
Category T1	0 dB to 10 dB
Category T2	10 dB to 20 dB
Category T3	20 dB to 30 dB
Category T4	> 30 dB

Cursor:

ABM1/ABM2 = 43.67 dB

ABM1 comp = 6.21 dBA/m

BWC Factor = 0.16 dB


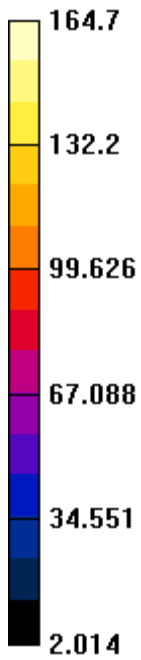
Location: -10, -5, 4.4 mm


Author Data
Daoud Attayi

Dates of Test
April 18-24, 2013

Report No
RTS-6026-1304-48

FCC ID
L6ARFQ110LW



	Document Hearing Aid Compatibility Audio Band Magnetic (ABM) T-Coil Test Report for BlackBerry® Smartphone model RFQ111LW		Page 99(109)
	Author Data Daoud Attayi	Dates of Test April 18-24, 2013	Report No RTS-6026-1304-48

Date/Time: 4/24/2013 6:08:08 AM

Test Laboratory: RIM Testing Services

HAC T-Coil_ABM_GSM_850_Radial_T_2100mA

DUT: BlackBerry Smartphone; Type: Sample ; Serial: 333CB445

Communication System: GSM 850; Frequency: 824.2 MHz

Medium parameters used: $\sigma = 0$ S/m, $\epsilon_r = 1$; $\rho = 0$ kg/m³

Phantom section: TCoil Section

Measurement Standard: DASY5 (IEEE/IEC/ANSI C63.19-2007)

DASY Configuration:

- Probe: AM1DV3 - 3062; ; Calibrated: 1/10/2013
- Sensor-Surface: 0mm (Fix Surface), z = 3.0
- Electronics: DAE4 Sn881; Calibrated: 1/14/2013
- Phantom: HAC RF Test Arch with AMCC; Type: SD HAC P01 BA; Serial: Not Specified
- DASY52 52.8.4(1052); SEMCAD X 14.6.8(7028)

T-Coil scan_GSM850/General Scan - 2100mA - Low channel/y (transversal) 5.0mm 50 x 50/ABM SNR(x,y,z) (11x11x1):

Measurement grid: dx=10mm, dy=10mm

Signal Type: Audio File (.wav) 48k_voice_1kHz_1s.wav

Output Gain: 35.28

Measure Window Start: 300ms

Measure Window Length: 1000ms

BWC applied: 0.16 dB

Device Reference Point: 0, 0, -6.3 mm

T-Coil scan_GSM850/General Scan - 2100mA - Low channel/y (transversal) 2mm 8 x 8/ABM SNR(x,y,z) (5x5x1):

Measurement grid: dx=10mm, dy=10mm

Signal Type: Audio File (.wav) 48k_voice_1kHz_1s.wav

Output Gain: 35.28

Measure Window Start: 300ms

Measure Window Length: 1000ms

BWC applied: 0.16 dB

Device Reference Point: 0, 0, -6.3 mm

Category	Telephone parameters WD signal quality [(signal+noise)-to-noise ratio in decibels]
Category T1	0 dB to 10 dB
Category T2	10 dB to 20 dB
Category T3	20 dB to 30 dB
Category T4	> 30 dB

Cursor:

ABM1/ABM2 = 49.89 dB

ABM1 comp = 3.83 dBA/m

BWC Factor = 0.16 dB


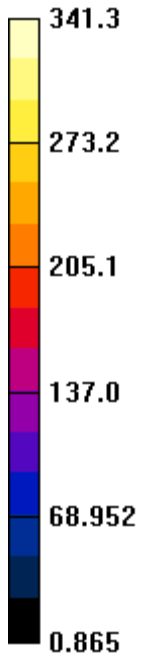
Location: -5, 5, 4.4 mm


Author Data
Daoud Attayi

Dates of Test
April 18-24, 2013


Report No
RTS-6026-1304-48

FCC ID
L6ARFQ110LW



	Document Hearing Aid Compatibility Audio Band Magnetic (ABM) T-Coil Test Report for BlackBerry® Smartphone model RFQ111LW		Page 101(109)
	Author Data Daoud Attayi	Dates of Test April 18-24, 2013	Report No RTS-6026-1304-48

Annex D: Probe/TMFS calibration certificate

	Document Hearing Aid Compatibility Audio Band Magnetic (ABM) T-Coil Test Report for BlackBerry® Smartphone model RFQ111LW		Page 102(109)
	Author Data Daoud Attayi	Dates of Test April 18-24, 2013	Report No RTS-6026-1304-48

Calibration Laboratory of
Schmid & Partner
Engineering AG
 Zeughausstrasse 43, 8004 Zurich, Switzerland



S Schweizerischer Kalibrierdienst
S Service suisse d'étalonnage
C Servizio svizzero di taratura
S Swiss Calibration Service

Accredited by the Swiss Accreditation Service (SAS)
 The Swiss Accreditation Service is one of the signatories to the EA
 Multilateral Agreement for the recognition of calibration certificates

Accreditation No.: **SCS 108**

Client **RTS (RIM Testing Services)**

Certificate No: **AM1DV3-3062_Jan12**

CALIBRATION CERTIFICATE



Object AM1DV3 - SN: 3062
Calibration procedure(s) QA CAL-24.v3
 Calibration procedure for AM1D magnetic field probes and TMFS in the audio range
Calibration date: January 12, 2012

This calibration certificate documents the traceability to national standards, which realize the physical units of measurements (SI).
 The measurements and the uncertainties with confidence probability are given on the following pages and are part of the certificate.

All calibrations have been conducted in the closed laboratory facility: environment temperature (22 ± 3)°C and humidity < 70%.


Calibration Equipment used (M&TE critical for calibration)

Primary Standards	ID #	Cal Date (Certificate No.)	Scheduled Calibration
Keithley Multimeter Type 2001	SN: 0810278	28-Sep-11 (No:11450)	Sep-12
Reference Probe AM1DV3	SN: 3000	17-Aug-11 (No. AM1D-3000_Aug11)	Aug-12
DAE4	SN: 781	20-Apr-11 (No. DAE4-781_Apr11)	Apr-12
Secondary Standards	ID #	Check Date (in house)	Scheduled Check
AMCC	1050	12-Oct-11 (in house check Oct-11)	Oct-13

Calibrated by:	Name Dimce Iliev	Function Laboratory Technician	Signature 
Approved by:	Name Katja Pokovic	Function Technical Manager	Signature 

Issued: January 13, 2012

This calibration certificate shall not be reproduced except in full without written approval of the laboratory.

	Document Hearing Aid Compatibility Audio Band Magnetic (ABM) T-Coil Test Report for BlackBerry® Smartphone model RFQ111LW		Page 103(109)
	Author Data Daoud Attayi	Dates of Test April 18-24, 2013	Report No RTS-6026-1304-48

References

- [1] ANSI C63.19-2007
American National Standard for Methods of Measurement of Compatibility between Wireless Communications Devices and Hearing Aids.
- [2] DASY5 manual, Chapter: Hearing Aid Compatibility (HAC) T-Coil Extension

Description of the AM1D probe

The AM1D Audio Magnetic Field Probe is a fully shielded magnetic field probe for the frequency range from 100 Hz to 20 kHz. The pickup coil is compliant with the dimensional requirements of [1]. The probe includes a symmetric low noise amplifier for the signal available at the shielded 3 pin connector at the side. Power is supplied via the same connector (phantom power supply) and monitored via the LED near the connector. The 7 pin connector at the end of the probe does not carry any signals, but determines the angle of the sensor when mounted on the DAE. The probe supports mechanical detection of the surface.

The single sensor in the probe is arranged in a tilt angle allowing measurement of 3 orthogonal field components when rotating the probe by 120° around its axis. It is aligned with the perpendicular component of the field, if the probe axis is tilted nominally 35.3° above the measurement plane, using the connector rotation and sensor angle stated below.

The probe is fully RF shielded when operated with the matching signal cable (shielded) and allows measurement of audio magnetic fields in the close vicinity of RF emitting wireless devices according to [1] without additional shielding.

Handling of the item

The probe is manufactured from stainless steel. In order to maintain the performance and calibration of the probe, it must not be opened. The probe is designed for operation in air and shall not be exposed to humidity or liquids. For proper operation of the surface detection and emergency stop functions in a DASY system, the probe must be operated with the special probe cup provided (larger diameter).

Methods Applied and Interpretation of Parameters

- *Coordinate System:* The AM1D probe is mounted in the DASY system for operation with a HAC Test Arch phantom with AMCC Helmholtz calibration coil according to [2], with the tip pointing to "southwest" orientation.
- *Functional Test:* The functional test preceding calibration includes test of Noise level
RF immunity (1kHz AM modulated signal). The shield of the probe cable must be well connected.
Frequency response verification from 100 Hz to 10 kHz.
- *Connector Rotation:* The connector at the end of the probe does not carry any signals and is used for fixation to the DAE only. The probe is operated in the center of the AMCC Helmholtz coil using a 1 kHz magnetic field signal. Its angle is determined from the two minima at nominally +120° and -120° rotation, so the sensor in the tip of the probe is aligned to the vertical plane in z-direction, corresponding to the field maximum in the AMCC Helmholtz calibration coil.
- *Sensor Angle:* The sensor tilting in the vertical plane from the ideal vertical direction is determined from the two minima at nominally +120° and -120°. DASY system uses this angle to align the sensor for radial measurements to the x and y axis in the horizontal plane.
- *Sensitivity:* With the probe sensor aligned to the z-field in the AMCC, the output of the probe is compared to the magnetic field in the AMCC at 1 kHz. The field in the AMCC Helmholtz coil is given by the geometry and the current through the coil, which is monitored on the precision shunt resistor of the coil.



Author Data
Daoud Attayi

Dates of Test
April 18-24, 2013

Report No
RTS-6026-1304-48

FCC ID
L6ARFQ110LW

AM1D probe identification and configuration data


Item	AM1DV3 Audio Magnetic 1D Field Probe
Type No	SP AM1 001 BA
Serial No	3062

Overall length	296 mm
Tip diameter	6.0 mm (at the tip)
Sensor offset	3.0 mm (centre of sensor from tip)
Internal Amplifier	20 dB

Manufacturer / Origin	Schmid & Partner Engineering AG, Zürich, Switzerland
Manufacturing date	October 30, 2008
Last calibration date	April 07, 2011

Calibration data

Connector rotation angle	(in DASY system)	61.0 °	+/- 3.6 ° (k=2)
Sensor angle	(in DASY system)	0.18 °	+/- 0.5 ° (k=2)
Sensitivity at 1 kHz	(in DASY system)	0.00741 V / (A/m)	+/- 2.2 % (k=2)

	Document Hearing Aid Compatibility Audio Band Magnetic (ABM) T-Coil Test Report for BlackBerry® Smartphone model RFQ111LW		Page 105(109)
	Author Data Daoud Attayi	Dates of Test April 18-24, 2013	Report No RTS-6026-1304-48

**Calibration Laboratory of
Schmid & Partner
Engineering AG**
Zeughausstrasse 43, 8004 Zurich, Switzerland



S Schweizerischer Kalibrierdienst
S Service suisse d'étalonnage
C Servizio svizzero di taratura
S Swiss Calibration Service

Accredited by the Swiss Accreditation Service (SAS)
The Swiss Accreditation Service is one of the signatories to the EA
Multilateral Agreement for the recognition of calibration certificates

Accreditation No.: **SCS 108**

Client **RTS (RIM Testing Services)**

Certificate No: **TMFS_1003_Nov11**

CALIBRATION CERTIFICATE

Object / Identification **TMFS – SN: 1003**



Calibration procedure(s) **QA CAL-24.v2
Calibration procedure for AM1D magnetic field probes and TMFS in the
audio range**

Calibration date **November 30, 2011**

This calibration certificate documents the traceability to national standards, which realize the physical units of measurements (SI).
The calibrations have been conducted in the R&D laboratory facility: environment temperature (22 ± 3)°C and humidity < 70%.

Calibration Equipment used (M&TE critical for calibration)

Primary Standards	ID #	Cal Date (Calibrated by, Certificate No.)	Scheduled Calibration
Keithley Multimeter Type 2001	SN: 0810278	28-Sep-11 (No: 11450)	Sep-12
Secondary Standards	ID #	Cal / Check Date	Scheduled Calibration Check
AMCC	1050	12-Oct-11 (in house check Oct-11)	Oct-13
Reference Probe AM1DV2	SN: 1008	18-Jan-11 (No. AM1D-1008_Jan11)	Jan-12
AMMI Audio Measuring Instrument	1052	20-Sep-10 (in house check Sep-10)	Sep-12
Agilent WF Generator 33120A	MY40005266	12-Oct-11 (in house check Oct-11)	Oct-13

Calibrated by: Name **Claudio Leubler** Function **Laboratory Technician** Signature 
Approved by: Name **Fin Bornholt** R&D Director Signature 

Issued: December 5, 2011


This calibration certificate shall not be reproduced except in full without written approval of the laboratory.

References

- [1] ANSI-C63.19-2007
 American National Standard for Methods of Measurement of Compatibility between Wireless Communications Devices and Hearing Aids.
- [2] DASY manual, Chapter "Hearing Aid Compatibility (HAC) T-Coil Extension"

Methods Applied and Interpretation of Parameters

- **Coordinate System:** The TMFS is mounted underneath the HAC Test Arch touching equivalently to a wireless device according to [2] 29.2.2.: In "North" orientation, the TMFS signal connector is directed to the north, with x and y axes of TMFS and Test arch coinciding (see fig. 1). The rotational symmetry axis of the TMFS is aligned to the center of the HAC test Arch. For East, South and West configuration, the TMFS has been rotated clockwise in steps of 90°, so the connector looks into the specified direction. The evaluation of the radial direction is referenced to the device orientation (x equivalent to South direction).



North

East

- **Measurement Plane:** In coincidence with standard [1], the measurement plane (probe sensor center) is selected to be at a distance of 10 mm above the the surface of the TMFS touching the frame. The 50 x 50 mm scan area is aligned to the center of the unit. The scanning plane is verified to be parallel to the phantom frame before the measurements using the predefined "Geometry and signal check" procedure according to the predefined procedures described in [2].



South

West

Fig. 1 TMFS scanning measurement configurations

- **Measurement Conditions:** Calibration of AM1D probe and AMMI are according to [2]. The 1 kHz sine signal for the level measurement is supplied from an external, independent generator via a BNC cable to TMFS IN and monitored at TMFS OUT with an independent RMS voltmeter or Audio Analyzer. The level is set to 0.5 Vrms and monitored during the scans.
- For the *frequency response*, a higher suppression of the background ambient magnetic field over the full frequency range was achieved by placing the TMFS in a magnetically shielded box. The AM1D probe was fixed without robot positioner near the axial maximum for this measurement. The background noise suppression was typ. 30 dB at 100 Hz (minimum) and 42 dB at 1 kHz. The predefined multisine signal (48k_multisine_50-10000_10s.wav) was used and evaluated in the third-octave bands from 100 Hz to 10000 Hz.

1 Measurement Conditions

DASY system configuration, as far as not given on page 1.

DASY Version	DASY5	V52.6.2 (482)
DASY PP Version	SEMCAD	V14.4.5 (3634)
Phantom	HAC Test Arch	SD HAC P01 BA, #1002
Distance TMFS Top - Probe Centre	10 mm	
Scan resolution	dx, dy = 5 mm	area = 50 x 50 mm
Frequency	for field scans	1 kHz
Signal level to TMFS	for field scans	500 mV RMS
Signal	for frequency response	multisine signal 50-10000 Hz, each third-octave band

Table 1: System configuration

2 Axial Maximum Field

Configuration	East	South	West	North	Subset Average	Average
Axial Max	-20.36	-20.35	-20.38	-20.35		-20.36
TMFS Y Axis 1st Max	-26.11	-26.06	-26.11	-26.07		
TMFS Y Axis 2nd Max	-26.15	-26.15	-26.29	-26.16		
Longitudinal Max Avg	-26.13	-26.11	-26.20	-26.12	-26.14	
TMFS X Axis 1st Max	-25.95	-25.99	-26.02	-25.94		
TMFS X Axis 2nd Max	-25.91	-25.89	-25.95	-25.95		
Transversal Max Avg	-25.93	-25.94	-25.99	-25.95	-25.95	
Radial Max			-26.09			-26.04

Table 2: Axial and radial field maxima measured with probe center at 10mm distance in dB A/m

The maximum was calculated as the average from the values measured in the 4 orientations listed in table 2.

Axial Maximum -20.36 dB A/m (+/- 0.33dB, k=2)

3 Radial Maximum Field

In addition, the average from the 16 maxima of the radial field listed in table 2 (measured at 10mm) was calculated:

Radial Maximum -26.04 dB A/m

4 Appendix

4.1 Frequency response

Max. deviation measured, relative to 1 kHz: **min. -0.03, max. 0.01 dB**

Frequency [Hz]	Response [dB]
100	0.01
125	0.00
160	-0.03
200	0.00
250	-0.01
315	0.00
400	0.00
500	0.00
630	0.00
800	0.00
1000	0.00
1250	-0.01
1600	-0.01
2000	-0.01
2500	-0.01
3150	-0.01
4000	-0.02
5000	-0.02
6300	-0.03
8000	-0.03
10000	-0.03

Table 3: Frequency response

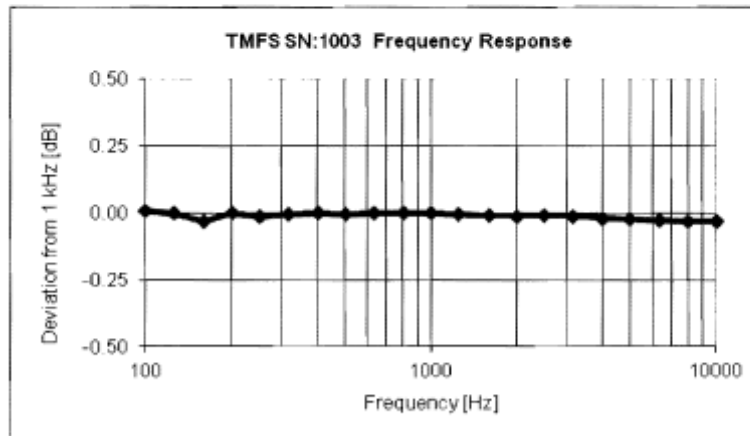


Fig. 2 Frequency response 100 to 10'000 Hz

4.2 Field plots

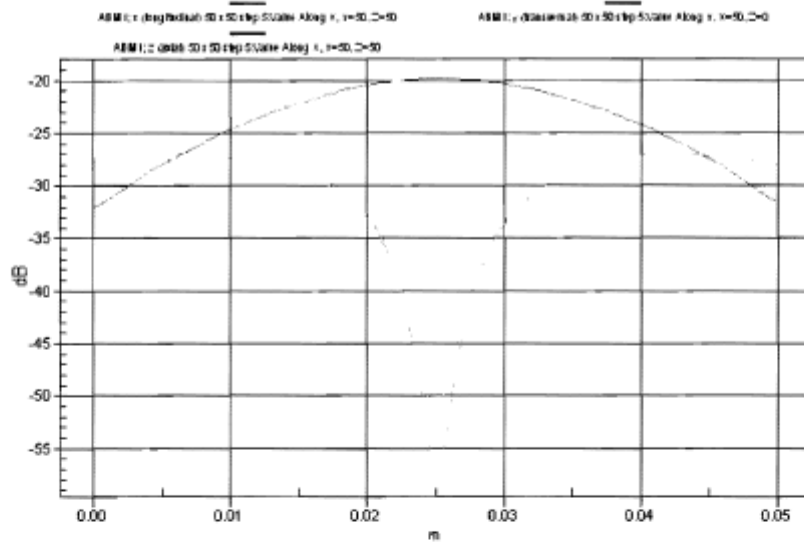


Fig. 3: Typical 2D field plots for x (red), y (green) and z (blue) components

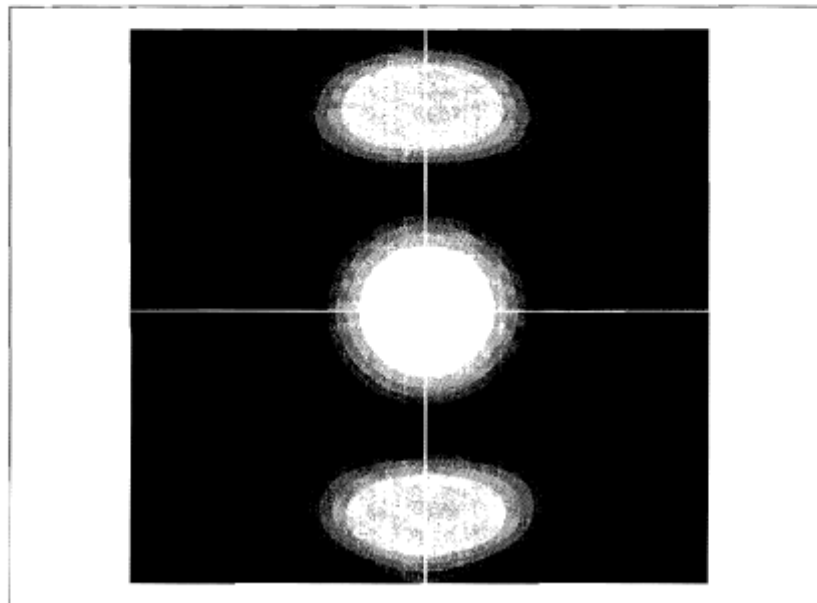


Fig. 4: Superposed field plots of z (axial), x and y radial magnetic field, 50 x 50 mm, individual scaling: white = max. field level, black = -4dB below max. The lines show the position of the 2D field plot of figure 3.