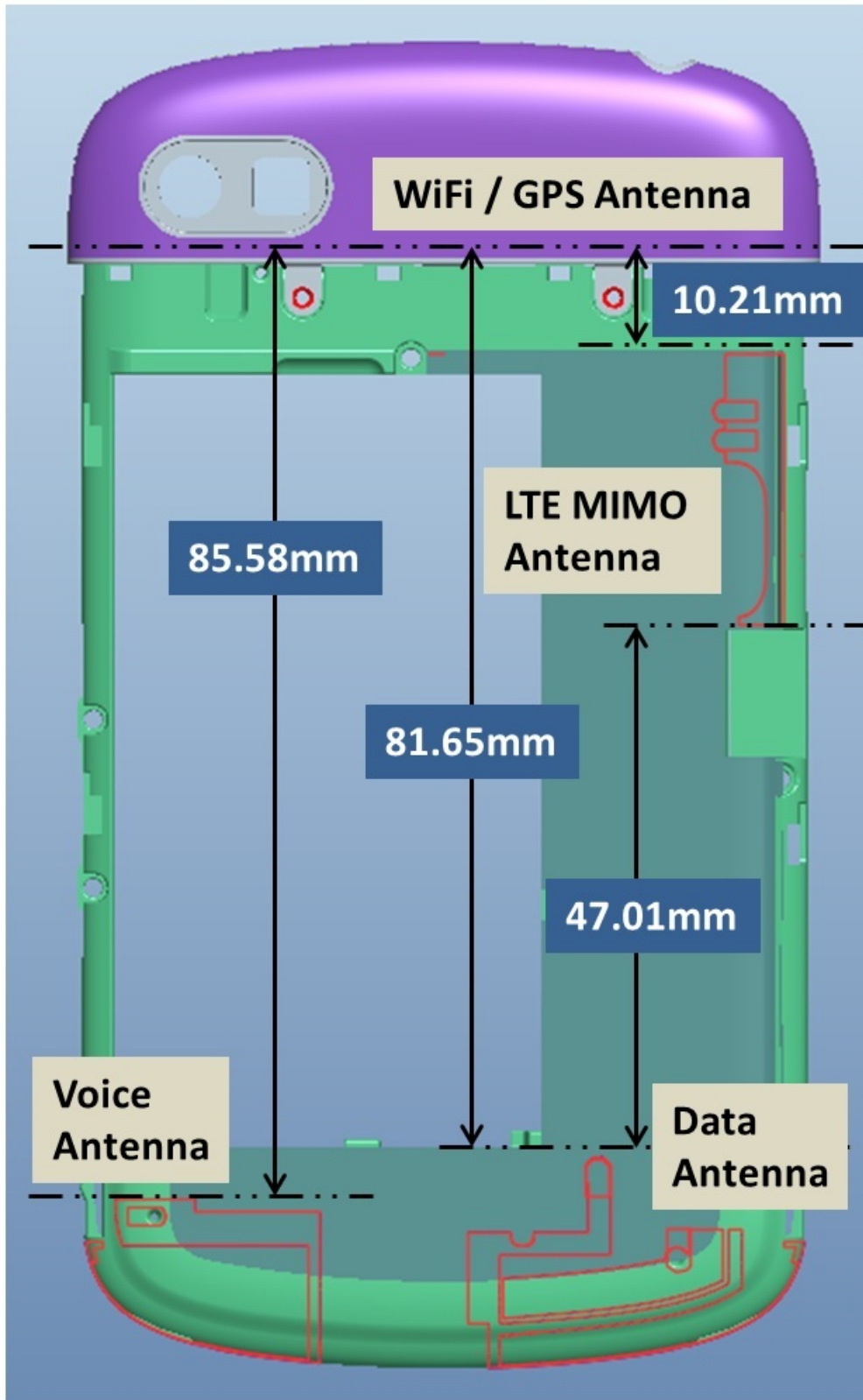



**Antenna Locations**




**Setup Photos**




**Photo 1:** Left Touch




**Photo 2:** Left 15° Tilt



**Photo 3:** Right Touch



**Photo 4:** Right Tilt




**Photo 5:** Front 15 mm




**Photo 6:** Back 15 mm







**Photo 7:** Front in holster 0 mm




**Photo 8:** Back in holster 0 mm




**Photo 9:** Back 15 mm with headset



**Photo 10:** Front 10 mm




**Photo 11:** Back 10 mm



**Photo 12:** Bottom Edge 10 mm



**Photo 13:** Top Edge 10 mm




**Photo 14:** Left Edge 10 mm






**Photo 15:** Right Edge 10 mm




**Photo 16:** Back 10 mm with headset



**Photo 17:** 15cm Liquid Depth in SAM head



**Photo 18:** 15cm Liquid Depth in Flat Section of SAM Phantom



**Photo 19:** 15cm Liquid Depth in Elliptical Phantom