

**Plot 249**

Date/Time: 3/7/2013 12:15:28 PM

Test Laboratory: Cetecom Inc. SAR 1 Lab

**DUT: RIM; Type: Phone; Serial: 0809-3914-6155**

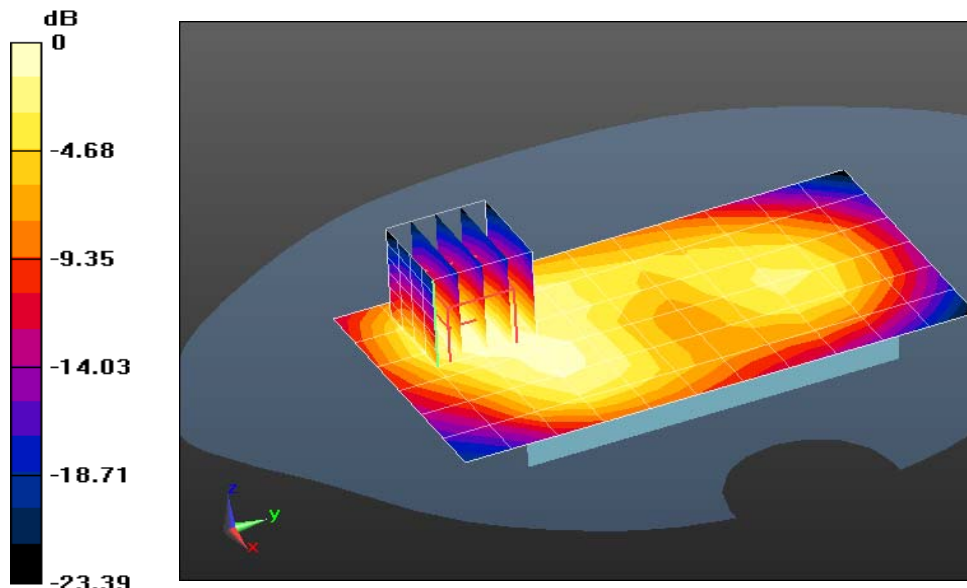
Communication System: CDMA RC3; Frequency: 1880 MHz  
 Medium: MSL1900\_Batch 100824-3  
 Medium parameters used:  $f = 1880$  MHz;  $\sigma = 1.499$  mho/m;  $\epsilon_r = 51.32$ ;  $\rho = 1000$  kg/m<sup>3</sup>  
 Phantom section: Flat Section  
 Measurement Standard: DASY5 (IEEE/IEC/ANSI C63.19-2007)  
 Procedure Notes: Test Technician: John; Air Temperature: 24.3C; Medium Temperature: 23.6C;  
 Comments: ;

DASY Configuration:

- Probe: ES3DV3 - SN3244; ConvF(4.81, 4.81, 4.81); Calibrated: 11/7/2012;
- Sensor-Surface: 3mm (Mechanical Surface Detection),  $z = 2.0, 32.0$
- Electronics: DAE4 Sn1233; Calibrated: 11/6/2012
- Phantom: SAM; Type: QD 000 P40 CC; Serial: 1592
- DASY52 52.8.1(838);

**Flat section 3-7-13/Back 10mm\_1880MHz/Area Scan (7x12x1):** Measurement grid:  $dx=15$ mm,  $dy=15$ mm  
 Maximum value of SAR (measured) = 1.20 mW/g

**Flat section 3-7-13/Back 10mm\_1880MHz/Zoom Scan (5x5x7)/Cube 0:** Measurement grid:  $dx=8$ mm,  $dy=8$ mm,  $dz=5$ mm  
 Reference Value = 29.306 V/m; Power Drift = -0.01 dB  
 Peak SAR (extrapolated) = 1.668 mW/g  
**SAR(1 g) = 1.02 mW/g; SAR(10 g) = 0.606 mW/g**  
 Maximum value of SAR (measured) = 1.17 mW/g



0 dB = 1.20 mW/g = 1.59 dB mW/g

**Plot 250**

Date/Time: 3/7/2013 12:42:29 PM

Test Laboratory: Cetecom Inc. SAR 1 Lab

**DUT: RIM; Type: Phone; Serial: 0809-3914-6155**

Communication System: CDMA RC3; Frequency: 1880 MHz

Medium: MSL1900\_Batch 100824-3

Medium parameters used:  $f = 1880$  MHz;  $\sigma = 1.499$  mho/m;  $\epsilon_r = 51.32$ ;  $\rho = 1000$  kg/m<sup>3</sup>

Phantom section: Flat Section

Measurement Standard: DASY5 (IEEE/IEC/ANSI C63.19-2007)

Procedure Notes: Test Technician: John; Air Temperature: 24C; Medium Temperature: 23.6C; Comments:

;

DASY Configuration:

- Probe: ES3DV3 - SN3244; ConvF(4.81, 4.81, 4.81); Calibrated: 11/7/2012;
- Sensor-Surface: 3mm (Mechanical Surface Detection),  $z = 2.0, 32.0$
- Electronics: DAE4 Sn1233; Calibrated: 11/6/2012
- Phantom: SAM; Type: QD 000 P40 CC; Serial: 1592
- DASY52 52.8.1(838);

**Flat section 3-7-13/Bottom Edge 10mm\_1880MHz/Area Scan (5x8x1):** Measurement grid:  $dx=15$ mm,  $dy=15$ mm

Maximum value of SAR (measured) = 1.04 mW/g

**Flat section 3-7-13/Bottom Edge 10mm\_1880MHz/Zoom Scan (5x5x7)/Cube 0:** Measurement grid:

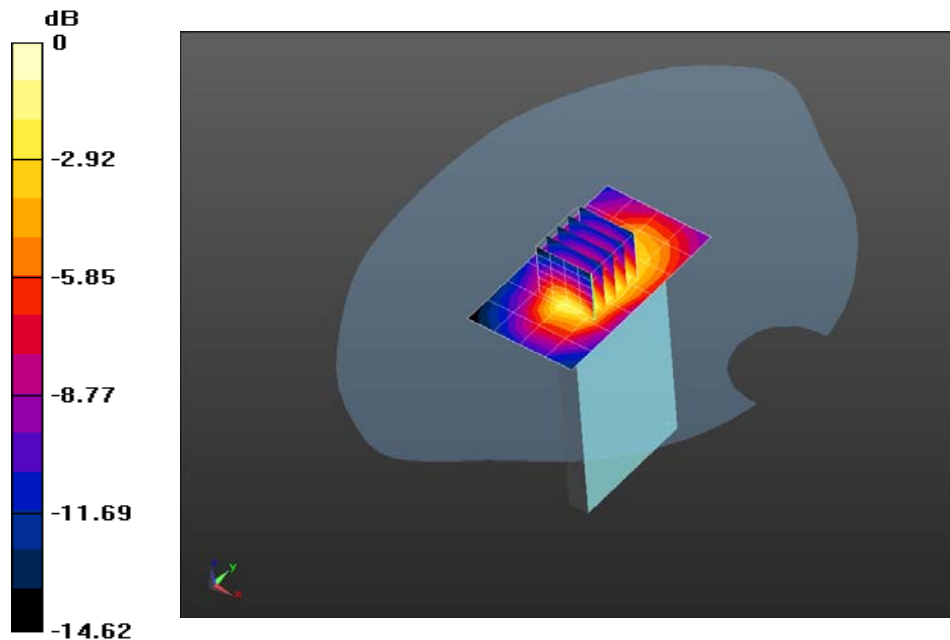
$dx=8$ mm,  $dy=8$ mm,  $dz=5$ mm

Reference Value = 25.560 V/m; Power Drift = 0.03 dB

Peak SAR (extrapolated) = 1.567 mW/g

**SAR(1 g) = 0.926 mW/g; SAR(10 g) = 0.517 mW/g**

Maximum value of SAR (measured) = 1.12 mW/g



0 dB = 1.04 mW/g = 0.38 dB mW/g

**Plot 251**

Date/Time: 3/7/2013 1:01:55 PM

Test Laboratory: Cetecom Inc. SAR 1 Lab

**DUT: RIM; Type: Phone; Serial: 0809-3914-6155**

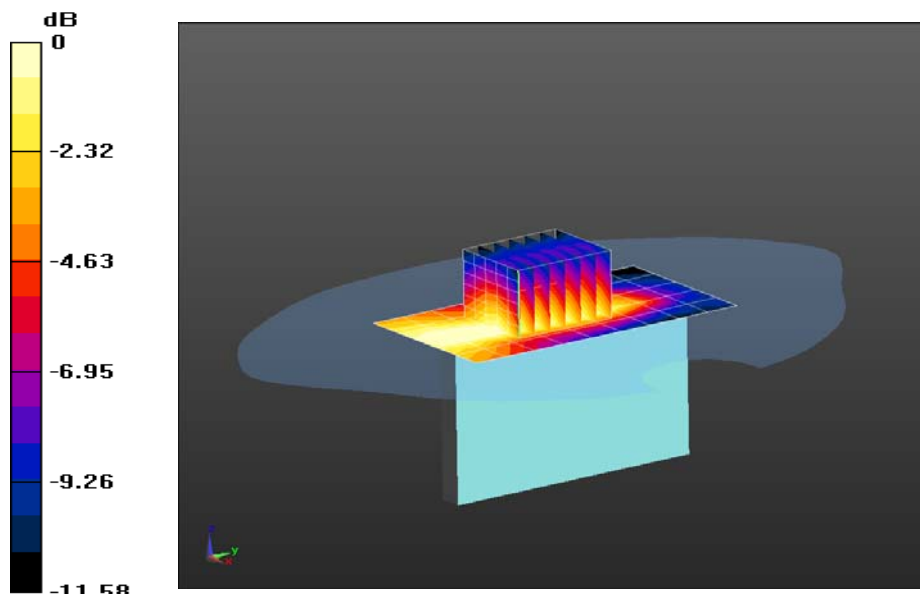
Communication System: CDMA RC3; Frequency: 1880 MHz  
 Medium: MSL1900\_Batch 100824-3  
 Medium parameters used:  $f = 1880$  MHz;  $\sigma = 1.499$  mho/m;  $\epsilon_r = 51.32$ ;  $\rho = 1000$  kg/m<sup>3</sup>  
 Phantom section: Flat Section  
 Measurement Standard: DASY5 (IEEE/IEC/ANSI C63.19-2007)  
 Procedure Notes: Test Technician: John; Air Temperature: 24C; Medium Temperature: 23.6C; Comments:  
 ;

DASY Configuration:

- Probe: ES3DV3 - SN3244; ConvF(4.81, 4.81, 4.81); Calibrated: 11/7/2012;
- Sensor-Surface: 3mm (Mechanical Surface Detection),  $z = 2.0, 32.0$
- Electronics: DAE4 Sn1233; Calibrated: 11/6/2012
- Phantom: SAM; Type: QD 000 P40 CC; Serial: 1592
- DASY52 52.8.1(838);

**Flat section 3-7-13/Left Edge 10mm\_1880MHz/Area Scan (6x10x1):** Measurement grid:  $dx=15$ mm,  $dy=15$ mm  
 Maximum value of SAR (measured) = 0.256 mW/g

**Flat section 3-7-13/Left Edge 10mm\_1880MHz/Zoom Scan (6x7x7)/Cube 0:** Measurement grid:  $dx=8$ mm,  $dy=8$ mm,  $dz=5$ mm  
 Reference Value = 14.473 V/m; Power Drift = -0.19 dB  
 Peak SAR (extrapolated) = 0.390 mW/g  
**SAR(1 g) = 0.241 mW/g; SAR(10 g) = 0.144 mW/g**  
 Maximum value of SAR (measured) = 0.295 mW/g



0 dB = 0.256 mW/g = -11.82 dB mW/g

**Plot 252**

Date/Time: 3/7/2013 1:25:18 PM

Test Laboratory: Cetecom Inc. SAR 1 Lab

**DUT: RIM; Type: Phone; Serial: 0809-3914-6155**

Communication System: CDMA RC3; Frequency: 1880 MHz

Medium: MSL1900\_Batch 100824-3

Medium parameters used:  $f = 1880$  MHz;  $\sigma = 1.499$  mho/m;  $\epsilon_r = 51.32$ ;  $\rho = 1000$  kg/m<sup>3</sup>

Phantom section: Flat Section

Measurement Standard: DASYS (IEEE/IEC/ANSI C63.19-2007)

Procedure Notes: Test Technician: john; Air Temperature: 23.7C; Medium Temperature: 23.6C;

Comments: ;

## DASY Configuration:

- Probe: ES3DV3 - SN3244; ConvF(4.81, 4.81, 4.81); Calibrated: 11/7/2012;
- Sensor-Surface: 3mm (Mechanical Surface Detection),  $z = 2.0, 32.0$
- Electronics: DAE4 Sn1233; Calibrated: 11/6/2012
- Phantom: SAM; Type: QD 000 P40 CC; Serial: 1592
- DASYS2 52.8.1(838);

**Flat section 3-7-13/Right Edge 10mm\_1880MHz/Area Scan (6x11x1):** Measurement grid:  $dx=15$ mm,  $dy=15$ mm

Maximum value of SAR (measured) = 0.457 mW/g

**Flat section 3-7-13/Right Edge 10mm\_1880MHz/Zoom Scan (5x5x7)/Cube 0:** Measurement grid:  $dx=8$ mm,  $dy=8$ mm,  $dz=5$ mm

Reference Value = 15.871 V/m; Power Drift = -0.10 dB

Peak SAR (extrapolated) = 0.675 mW/g

**SAR(1 g) = 0.399 mW/g; SAR(10 g) = 0.230 mW/g**

Maximum value of SAR (measured) = 0.488 mW/g

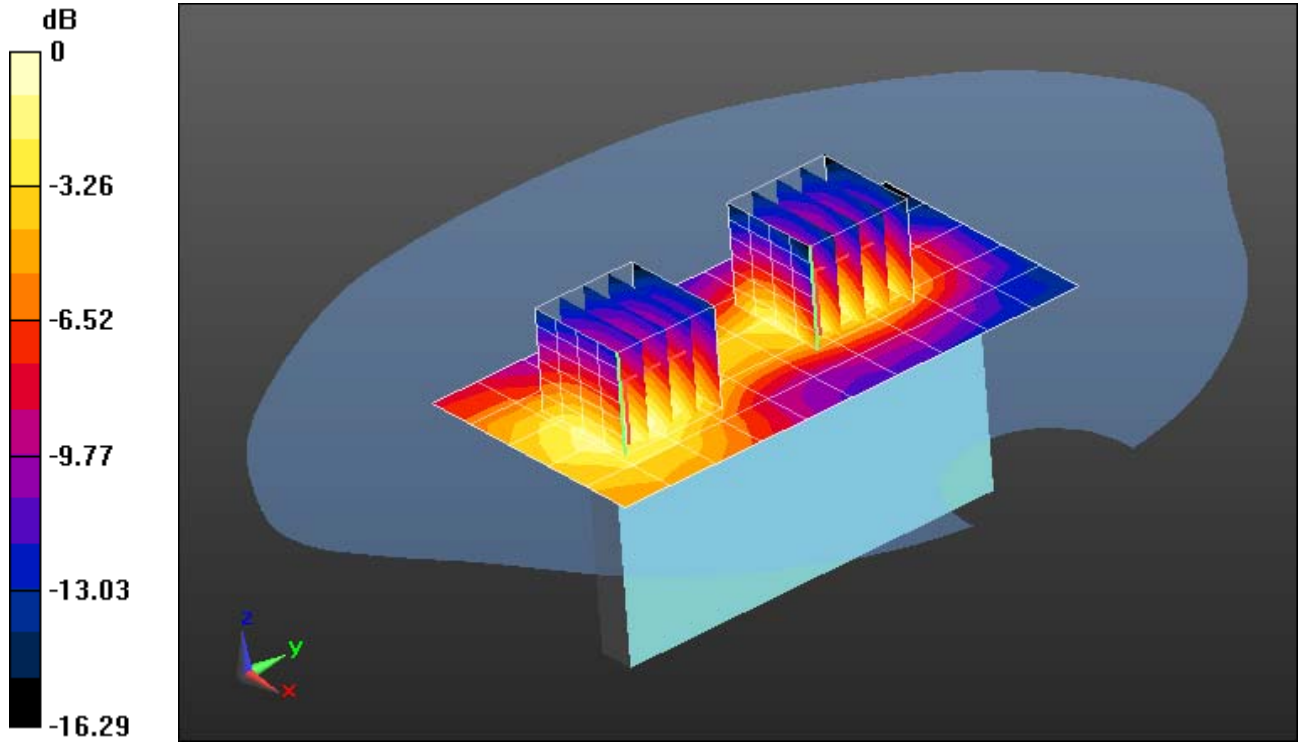
**Flat section 3-7-13/Right Edge 10mm\_1880MHz/Zoom Scan (5x5x7)/Cube 1:** Measurement grid:  $dx=8$ mm,  $dy=8$ mm,  $dz=5$ mm

Reference Value = 15.871 V/m; Power Drift = -0.10 dB

Peak SAR (extrapolated) = 0.485 mW/g

**SAR(1 g) = 0.296 mW/g; SAR(10 g) = 0.175 mW/g**

Maximum value of SAR (measured) = 0.353 mW/g



0 dB = 0.457 mW/g = -6.81 dB mW/g

**Plot 253**

Date/Time: 3/7/2013 1:58:03 PM

Test Laboratory: Cetecom Inc. SAR 1 Lab

**DUT: RIM; Type: Phone; Serial: 0809-3914-6155**

Communication System: CDMA RC3; Frequency: 1851.25 MHz

Medium: MSL1900\_Batch 100824-3

Medium parameters used (interpolated):  $f = 1851.25$  MHz;  $\sigma = 1.46$  mho/m;  $\epsilon_r = 51.371$ ;  $\rho = 1000$  kg/m<sup>3</sup>

Phantom section: Flat Section

Measurement Standard: DASYS (IEEE/IEC/ANSI C63.19-2007)

Procedure Notes: Test Technician: John; Air Temperature: 23.9C; Medium Temperature: 23.6C;

Comments: ;

DASY Configuration:

- Probe: ES3DV3 - SN3244; ConvF(4.81, 4.81, 4.81); Calibrated: 11/7/2012;
- Sensor-Surface: 3mm (Mechanical Surface Detection),  $z = 2.0, 32.0$
- Electronics: DAE4 Sn1233; Calibrated: 11/6/2012
- Phantom: SAM; Type: QD 000 P40 CC; Serial: 1592
- DASYS2 52.8.1(838);

**Flat section 3-7-13/Back 10mm\_1851.25MHz/Area Scan (7x11x1):** Measurement grid:  $dx=15$ mm,  $dy=15$ mm

Info: [Interpolated medium parameters used for SAR evaluation.](#)

Maximum value of SAR (measured) = 0.972 mW/g

**Flat section 3-7-13/Back 10mm\_1851.25MHz/Zoom Scan (5x5x7)/Cube 0:** Measurement grid:  $dx=8$ mm,  $dy=8$ mm,  $dz=5$ mm

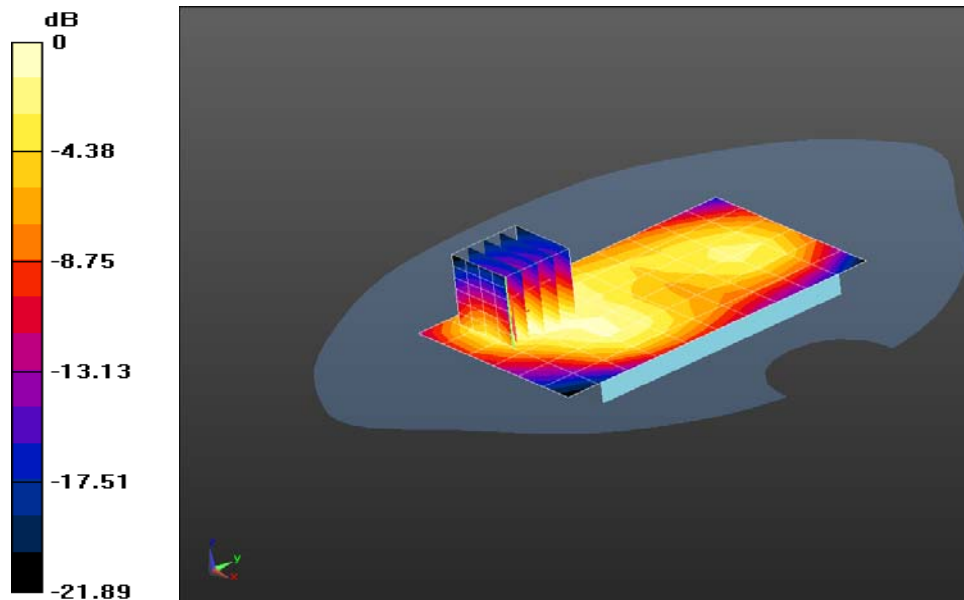
Reference Value = 27.338 V/m; Power Drift = -0.10 dB

Peak SAR (extrapolated) = 1.361 mW/g

**SAR(1 g) = 0.831 mW/g; SAR(10 g) = 0.493 mW/g**

Info: [Interpolated medium parameters used for SAR evaluation.](#)

Maximum value of SAR (measured) = 0.955 mW/g



0 dB = 0.972 mW/g = -0.24 dB mW/g

**Plot 254**

Date/Time: 3/7/2013 2:29:58 PM

Test Laboratory: Cetecom Inc. SAR 1 Lab

**DUT: RIM; Type: Phone; Serial: 0809-3914-6155**

Communication System: CDMA RC3; Frequency: 1908.75 MHz

Medium: MSL1900\_Batch 100824-3

Medium parameters used:  $f = 1909$  MHz;  $\sigma = 1.527$  mho/m;  $\epsilon_r = 51.233$ ;  $\rho = 1000$  kg/m<sup>3</sup>

Phantom section: Flat Section

Measurement Standard: DASY5 (IEEE/IEC/ANSI C63.19-2007)

Procedure Notes: Test Technician: John; Air Temperature: 22.9C; Medium Temperature: 22.5C;

Comments: ;

## DASY Configuration:

- Probe: ES3DV3 - SN3244; ConvF(4.81, 4.81, 4.81); Calibrated: 11/7/2012;
- Sensor-Surface: 3mm (Mechanical Surface Detection),  $z = 2.0, 32.0$
- Electronics: DAE4 Sn1233; Calibrated: 11/6/2012
- Phantom: SAM; Type: QD 000 P40 CC; Serial: 1592
- DASY52 52.8.1(838);

**Flat section 3-7-13/Back 10mm\_1908.75MHz/Area Scan (7x11x1):** Measurement grid:  $dx=15$ mm,  $dy=15$ mm

Maximum value of SAR (measured) = 1.03 mW/g

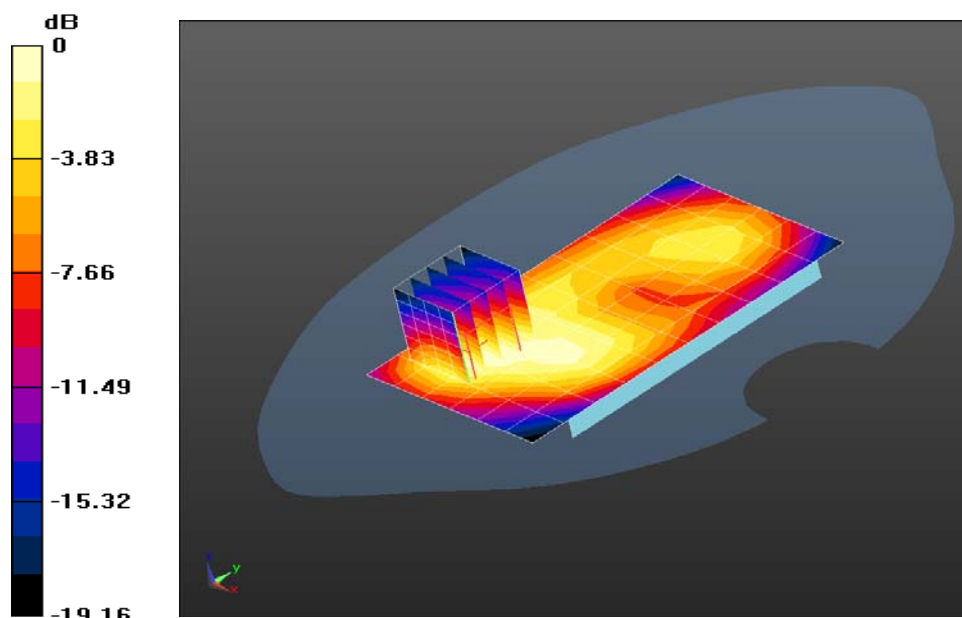
**Flat section 3-7-13/Back 10mm\_1908.75MHz/Zoom Scan (5x5x7)/Cube 0:** Measurement grid:  $dx=8$ mm,  $dy=8$ mm,  $dz=5$ mm

Reference Value = 27.723 V/m; Power Drift = -0.19 dB

Peak SAR (extrapolated) = 1.441 mW/g

**SAR(1 g) = 0.877 mW/g; SAR(10 g) = 0.521 mW/g**

Maximum value of SAR (measured) = 1.01 mW/g



0 dB = 1.03 mW/g = 0.24 dB mW/g

**Plot 255**

Date/Time: 3/8/2013 7:51:47 AM

Test Laboratory: Cetecom Inc. SAR 1 Lab

**DUT: RIM; Type: Phone; Serial: 0809-3914-6155**

Communication System: CDMA RC3; Frequency: 1880 MHz

Medium: MSL1900\_Batch 100824-3

Medium parameters used:  $f = 1880$  MHz;  $\sigma = 1.499$  mho/m;  $\epsilon_r = 51.32$ ;  $\rho = 1000$  kg/m<sup>3</sup>

Phantom section: Flat Section

Measurement Standard: DASYS (IEEE/IEC/ANSI C63.19-2007)

Procedure Notes: Test Technician: John; Air Temperature: 23.5C; Medium Temperature: 23.6C;

Comments: ;

DASY Configuration:

- Probe: ES3DV3 - SN3244; ConvF(4.81, 4.81, 4.81); Calibrated: 11/7/2012;
- Sensor-Surface: 3mm (Mechanical Surface Detection),  $z = 2.0, 32.0$
- Electronics: DAE4 Sn1233; Calibrated: 11/6/2012
- Phantom: SAM; Type: QD 000 P40 CC; Serial: 1592
- DASYS2 52.8.1(838);

**Flat section 3-7-13/Back 10mm\_1880MHz\_With head set/Area Scan (7x12x1):** Measurement grid:

$dx=15$ mm,  $dy=15$ mm

Maximum value of SAR (measured) = 1.38 mW/g

**Flat section 3-7-13/Back 10mm\_1880MHz\_With head set/Zoom Scan (5x5x7)/Cube 0:** Measurement

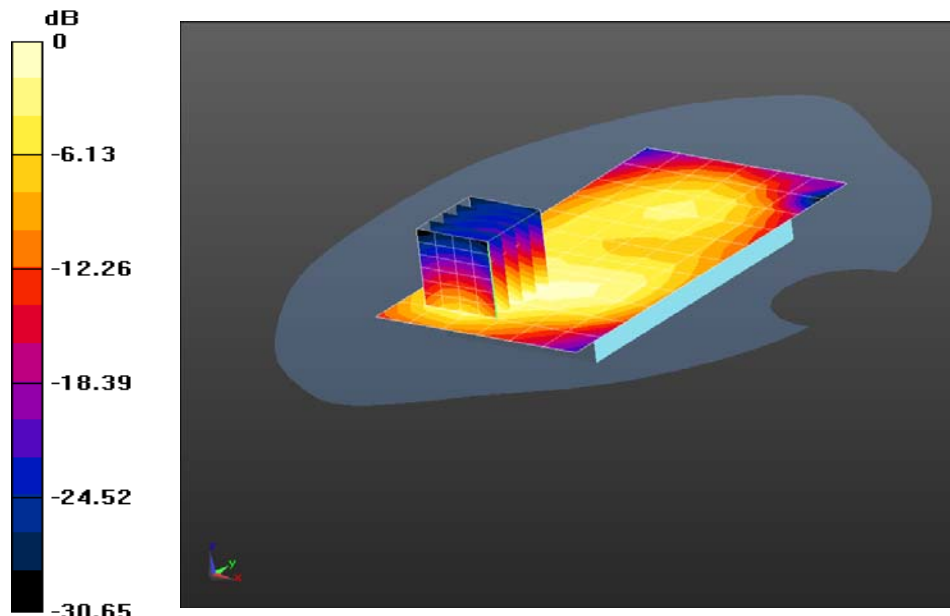
grid:  $dx=8$ mm,  $dy=8$ mm,  $dz=5$ mm

Reference Value = 30.966 V/m; Power Drift = -0.04 dB

Peak SAR (extrapolated) = 1.890 mW/g

**SAR(1 g) = 1.14 mW/g; SAR(10 g) = 0.658 mW/g**

Maximum value of SAR (measured) = 1.31 mW/g



0 dB = 1.38 mW/g = 2.81 dB mW/g



**Plot 256**

Date/Time: 3/8/2013 8:27:47 AM

Test Laboratory: Cetecom Inc. SAR 1 Lab

**DUT: RIM; Type: Phone; Serial: 0809-3914-6155**

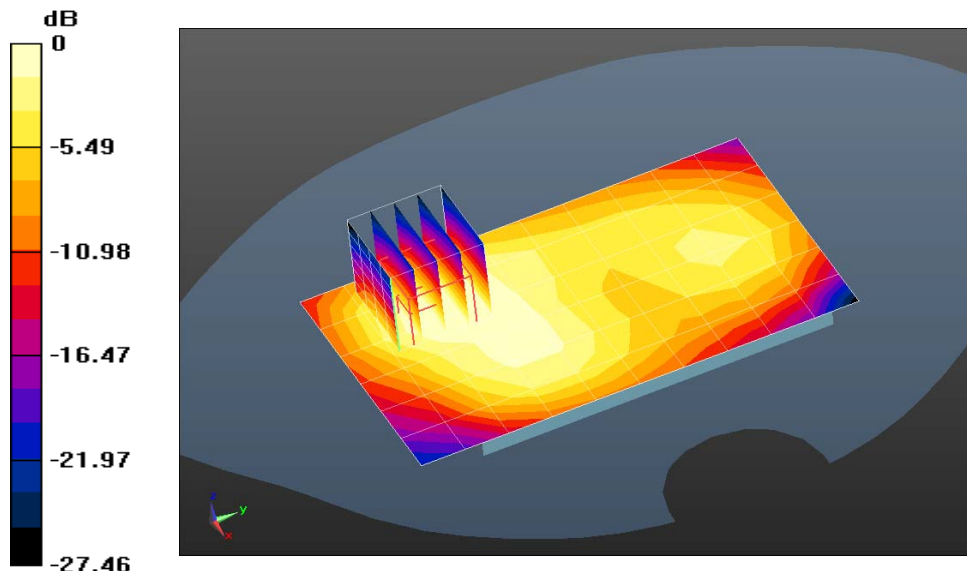
Communication System: CDMA RC3; Frequency: 1880 MHz  
 Medium: MSL1900\_Batch 100824-3  
 Medium parameters used:  $f = 1880$  MHz;  $\sigma = 1.499$  mho/m;  $\epsilon_r = 51.32$ ;  $\rho = 1000$  kg/m<sup>3</sup>  
 Phantom section: Flat Section  
 Measurement Standard: DASY5 (IEEE/IEC/ANSI C63.19-2007)  
 Procedure Notes: Test Technician: John; Air Temperature: 23.1C; Medium Temperature: 22.5C;  
 Comments: ;

DASY Configuration:

- Probe: ES3DV3 - SN3244; ConvF(4.81, 4.81, 4.81); Calibrated: 11/7/2012;
- Sensor-Surface: 3mm (Mechanical Surface Detection),  $z = 2.0, 32.0$
- Electronics: DAE4 Sn1233; Calibrated: 11/6/2012
- Phantom: SAM; Type: QD 000 P40 CC; Serial: 1592
- DASY52 52.8.1(838);

**Flat section 3-7-13/Back 10mm\_1880MHz\_With head set\_2nd batt/Area Scan (7x11x1):** Measurement grid:  $dx=15$ mm,  $dy=15$ mm  
 Maximum value of SAR (measured) = 1.20 mW/g

**Flat section 3-7-13/Back 10mm\_1880MHz\_With head set\_2nd batt/Zoom Scan (5x5x7)/Cube 0:**  
 Measurement grid:  $dx=8$ mm,  $dy=8$ mm,  $dz=5$ mm  
 Reference Value = 29.808 V/m; Power Drift = -0.06 dB  
 Peak SAR (extrapolated) = 1.673 mW/g  
**SAR(1 g) = 1.01 mW/g; SAR(10 g) = 0.597 mW/g**  
 Maximum value of SAR (measured) = 1.15 mW/g



0 dB = 1.20 mW/g = 1.61 dB mW/g

**Plot 257**

Date/Time: 3/14/2013 2:20:55 PM

Test Laboratory: Cetecom Inc. SAR 1 Lab

**DUT: RIM; Type: Phone; Serial: 0809-3915-1461**

Communication System: UMTS-FDD (WCDMA); Frequency: 1880 MHz

Medium: MSL1900\_Batch 110615-4

Medium parameters used:  $f = 1880$  MHz;  $\sigma = 1.504$  mho/m;  $\epsilon_r = 51.069$ ;  $\rho = 1000$  kg/m<sup>3</sup>

Phantom section: Flat Section

Measurement Standard: DASYS (IEEE/IEC/ANSI C63.19-2011)

Procedure Notes: Test Technician: John ; Air Temperature: 25.4C; Medium Temperature: 22.6C;

Comments: ;

DASY Configuration:

- Probe: ES3DV3 - SN3244; ConvF(4.81, 4.81, 4.81); Calibrated: 11/7/2012;
- Sensor-Surface: 3mm (Mechanical Surface Detection),  $z = 32.0$
- Electronics: DAE4 Sn1233; Calibrated: 11/6/2012
- Phantom: SAM; Type: QD 000 P40 CC; Serial: 1592
- DASYS2 52.8.1(838);

**Hotspot Mode/Front 10mm\_1880MHz/Zoom Scan (6x5x7)/Cube 0:** Measurement grid:  $dx=8$ mm,  $dy=8$ mm,  $dz=5$ mm

Reference Value = 10.529 V/m; Power Drift = -0.01 dB

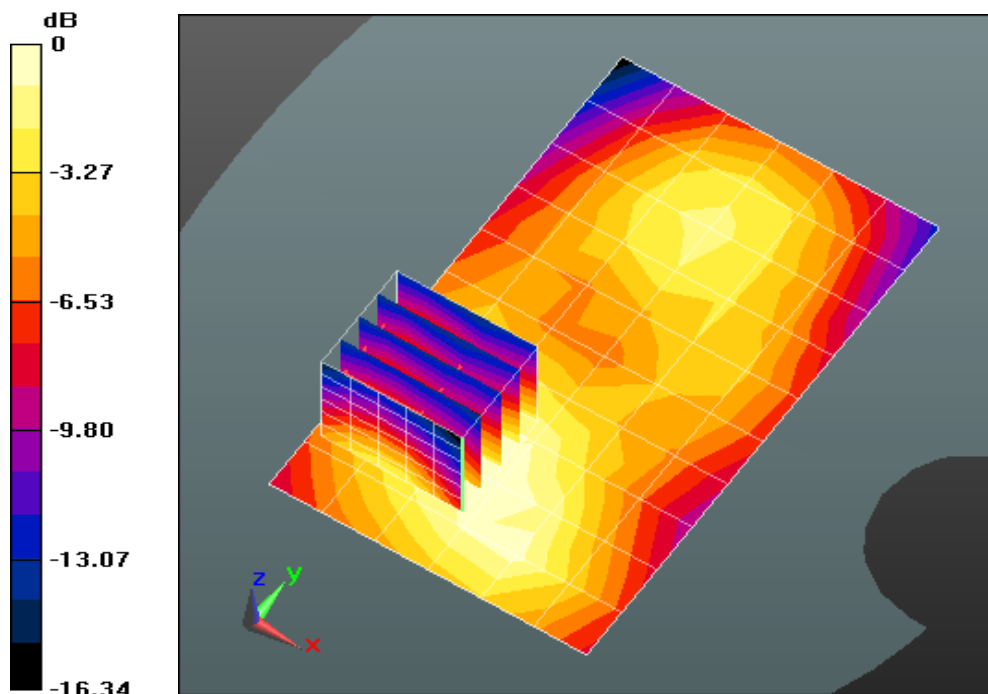
Peak SAR (extrapolated) = 0.889 W/kg

**SAR(1 g) = 0.512 W/kg; SAR(10 g) = 0.291 W/kg**

Maximum value of SAR (measured) = 0.619 W/kg

**Hotspot Mode/Front 10mm\_1880MHz/Area Scan (7x11x1):** Measurement grid:  $dx=15$ mm,  $dy=15$ mm

Maximum value of SAR (measured) = 0.569 W/kg



0 dB = 0.619 W/kg = -2.08 dBW/kg

**Plot 258**

Date/Time: 3/14/2013 3:01:41 PM

Test Laboratory: Cetecom Inc. SAR 1 Lab

**DUT: RIM; Type: Phone; Serial: 0809-3915-1461**

Communication System: UMTS-FDD (WCDMA); Frequency: 1880 MHz

Medium: MSL1900\_Batch 110615-4

Medium parameters used:  $f = 1880$  MHz;  $\sigma = 1.504$  mho/m;  $\epsilon_r = 51.069$ ;  $\rho = 1000$  kg/m<sup>3</sup>

Phantom section: Flat Section

Measurement Standard: DASY5 (IEEE/IEC/ANSI C63.19-2011)

Procedure Notes: Test Technician: John; Air Temperature: 21.8C; Medium Temperature: 22.6C;

Comments: ;

## DASY Configuration:

- Probe: ES3DV3 - SN3244; ConvF(4.81, 4.81, 4.81); Calibrated: 11/7/2012;
- Sensor-Surface: 3mm (Mechanical Surface Detection),  $z = 2.0, 32.0$
- Electronics: DAE4 Sn1233; Calibrated: 11/6/2012
- Phantom: SAM; Type: QD 000 P40 CC; Serial: 1592
- DASY52 52.8.1(838);

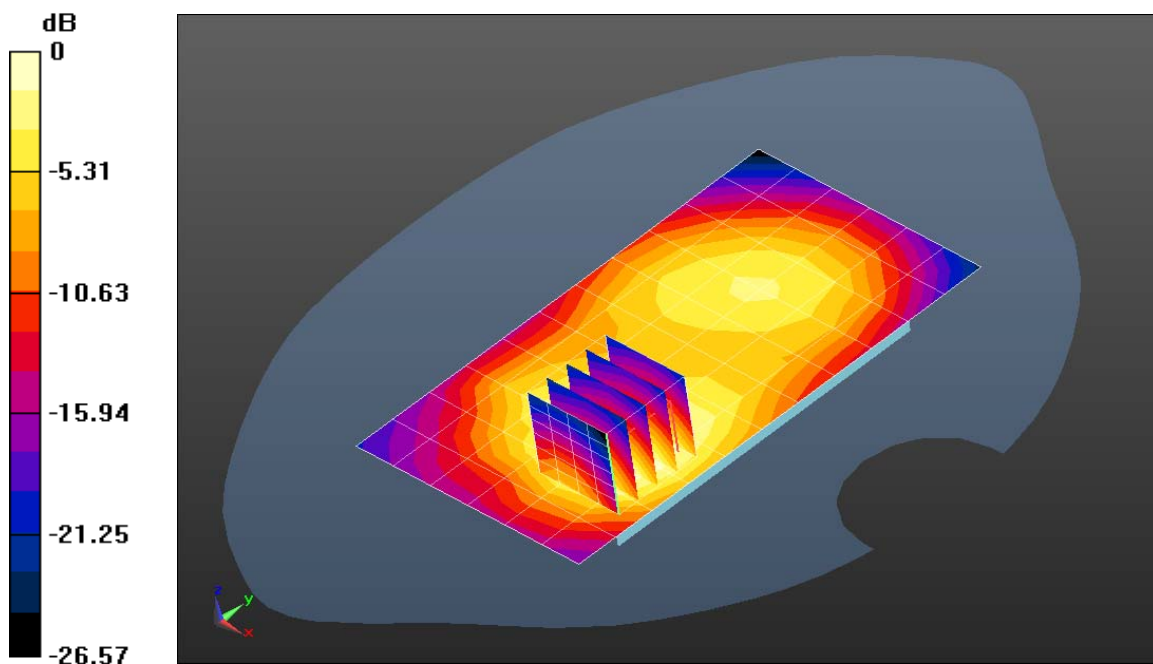
**Hotspot Mode/Back 10mm\_1880MHz/Area Scan (7x12x1):** Measurement grid:  $dx=15$ mm,  $dy=15$ mm  
Maximum value of SAR (measured) = 0.972 mW/g**Hotspot Mode/Back 10mm\_1880MHz/Zoom Scan (5x5x7)/Cube 0:** Measurement grid:  $dx=8$ mm,  $dy=8$ mm,  $dz=5$ mm

Reference Value = 9.123 V/m; Power Drift = 0.16 dB

Peak SAR (extrapolated) = 1.710 mW/g

**SAR(1 g) = 1.02 mW/g; SAR(10 g) = 0.575 mW/g**

Maximum value of SAR (measured) = 1.25 mW/g



0 dB = 0.972 mW/g = -0.24 dB mW/g

**Plot 259**

Date/Time: 3/14/2013 3:36:56 PM

Test Laboratory: Cetecom Inc. SAR 1 Lab

**DUT: RIM; Type: Phone; Serial: 0809-3915-1461**

Communication System: UMTS-FDD (WCDMA); Frequency: 1880 MHz

Medium: MSL1900\_Batch 110615-4

Medium parameters used:  $f = 1880$  MHz;  $\sigma = 1.504$  mho/m;  $\epsilon_r = 51.069$ ;  $\rho = 1000$  kg/m<sup>3</sup>

Phantom section: Flat Section

Measurement Standard: DASYS (IEEE/IEC/ANSI C63.19-2011)

Procedure Notes: Test Technician: John; Air Temperature: 21.8C; Medium Temperature: 22.6C;

Comments: ;

DASY Configuration:

- Probe: ES3DV3 - SN3244; ConvF(4.81, 4.81, 4.81); Calibrated: 11/7/2012;
- Sensor-Surface: 3mm (Mechanical Surface Detection),  $z = 2.0, 32.0$
- Electronics: DAE4 Sn1233; Calibrated: 11/6/2012
- Phantom: SAM; Type: QD 000 P40 CC; Serial: 1592
- DASYS2 52.8.1(838);

**Hotspot Mode/Bottom Edge 10mm\_1880MHz/Area Scan (6x8x1):** Measurement grid:  $dx=15$ mm,  $dy=15$ mm

Maximum value of SAR (measured) = 0.363 mW/g

**Hotspot Mode/Bottom Edge 10mm\_1880MHz/Zoom Scan (5x5x7)/Cube 0:** Measurement grid:

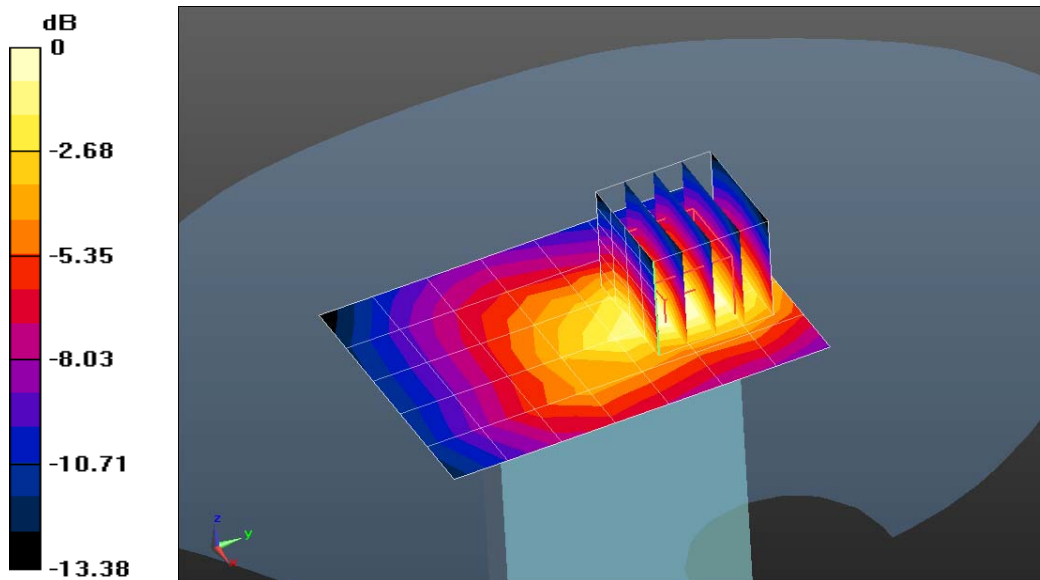
$dx=8$ mm,  $dy=8$ mm,  $dz=5$ mm

Reference Value = 13.439 V/m; Power Drift = 0.15 dB

Peak SAR (extrapolated) = 0.554 mW/g

**SAR(1 g) = 0.340 mW/g; SAR(10 g) = 0.194 mW/g**

Maximum value of SAR (measured) = 0.417 mW/g



0 dB = 0.363 mW/g = -8.81 dB mW/g

**Plot 260**

Date/Time: 3/14/2013 4:14:57 PM

Test Laboratory: Cetecom Inc. SAR 1 Lab

**DUT: RIM; Type: Phone; Serial: 0809-3915-1461**

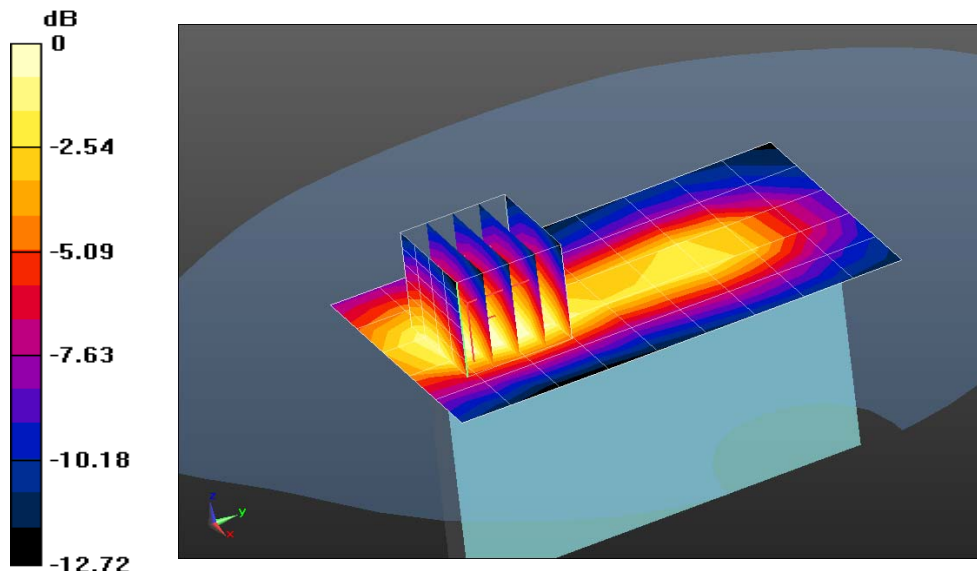
Communication System: UMTS-FDD (WCDMA); Frequency: 1880 MHz  
 Medium: MSL1900\_Batch 110615-4  
 Medium parameters used:  $f = 1880$  MHz;  $\sigma = 1.504$  mho/m;  $\epsilon_r = 51.069$ ;  $\rho = 1000$  kg/m<sup>3</sup>  
 Phantom section: Flat Section  
 Measurement Standard: DASY5 (IEEE/IEC/ANSI C63.19-2011)  
 Procedure Notes: Test Technician: John; Air Temperature: 21C; Medium Temperature: 22.6C; Comments:  
 ;

DASY Configuration:

- Probe: ES3DV3 - SN3244; ConvF(4.81, 4.81, 4.81); Calibrated: 11/7/2012;
- Sensor-Surface: 3mm (Mechanical Surface Detection),  $z = 2.0, 32.0$
- Electronics: DAE4 Sn1233; Calibrated: 11/6/2012
- Phantom: SAM; Type: QD 000 P40 CC; Serial: 1592
- DASY52 52.8.1(838);

**Hotspot Mode/Left Edge 10mm\_1880MHz/Area Scan (6x10x1):** Measurement grid:  $dx=15$ mm,  $dy=15$ mm  
 Maximum value of SAR (measured) = 0.312 mW/g

**Hotspot Mode/Left Edge 10mm\_1880MHz/Zoom Scan (5x5x7)/Cube 0:** Measurement grid:  $dx=8$ mm,  $dy=8$ mm,  $dz=5$ mm  
 Reference Value = 15.978 V/m; Power Drift = 0.04 dB  
 Peak SAR (extrapolated) = 0.522 mW/g  
**SAR(1 g) = 0.316 mW/g; SAR(10 g) = 0.182 mW/g**  
 Maximum value of SAR (measured) = 0.381 mW/g



0 dB = 0.312 mW/g = -10.11 dB mW/g

**Plot 261**

Date/Time: 3/14/2013 4:47:24 PM

Test Laboratory: Cetecom Inc. SAR 1 Lab

**DUT: RIM; Type: Phone; Serial: 0809-3915-1461**

Communication System: UMTS-FDD (WCDMA); Frequency: 1880 MHz

Medium: MSL1900\_Batch 110615-4

Medium parameters used:  $f = 1880$  MHz;  $\sigma = 1.504$  mho/m;  $\epsilon_r = 51.069$ ;  $\rho = 1000$  kg/m<sup>3</sup>

Phantom section: Flat Section

Measurement Standard: DASY5 (IEEE/IEC/ANSI C63.19-2011)

Procedure Notes: Test Technician: john; Air Temperature: 21.8C; Medium Temperature: 22.6C;

Comments: ;

DASY Configuration:

- Probe: ES3DV3 - SN3244; ConvF(4.81, 4.81, 4.81); Calibrated: 11/7/2012;
- Sensor-Surface: 3mm (Mechanical Surface Detection), z = 2.0, 32.0
- Electronics: DAE4 Sn1233; Calibrated: 11/6/2012
- Phantom: SAM; Type: QD 000 P40 CC; Serial: 1592
- DASY52 52.8.1(838);

**Hotspot Mode/Right Edge 10mm\_1880MHz/Area Scan (6x11x1):** Measurement grid: dx=15mm, dy=15mm

Maximum value of SAR (measured) = 0.123 mW/g

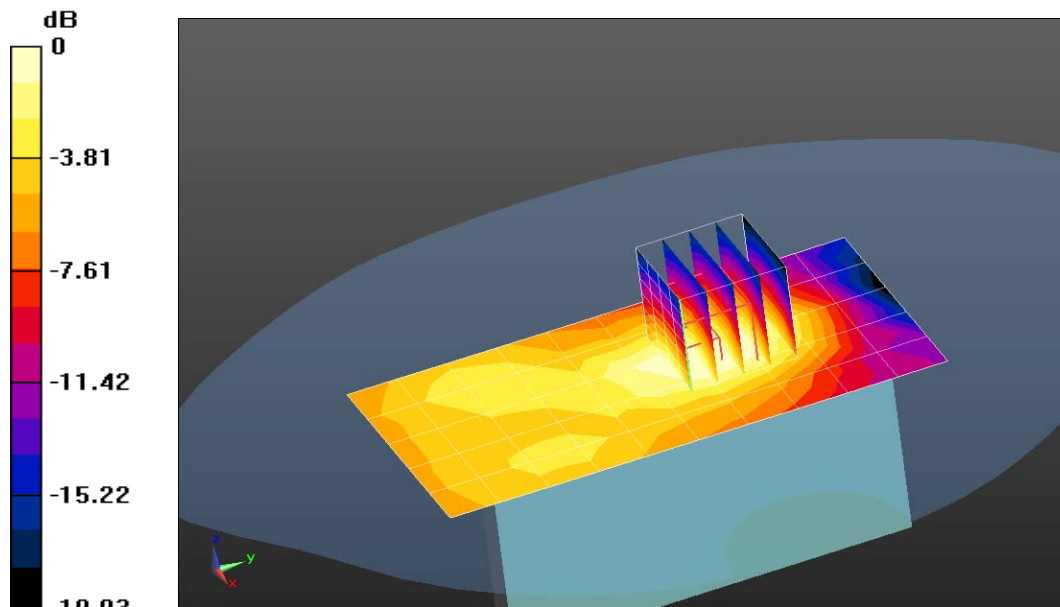
**Hotspot Mode/Right Edge 10mm\_1880MHz/Zoom Scan (5x5x7)/Cube 0:** Measurement grid: dx=8mm, dy=8mm, dz=5mm

Reference Value = 6.083 V/m; Power Drift = 0.06 dB

Peak SAR (extrapolated) = 0.187 mW/g

**SAR(1 g) = 0.118 mW/g; SAR(10 g) = 0.072 mW/g**

Maximum value of SAR (measured) = 0.143 mW/g



0 dB = 0.123 mW/g = -18.23 dB mW/g

**Plot 262**

Date/Time: 3/15/2013 9:32:44 AM

Test Laboratory: Cetecom Inc. SAR 1 Lab

**DUT: RIM; Type: Phone; Serial: 0809-3915-1461**

Communication System: UMTS-FDD (WCDMA); Frequency: 1852.4 MHz  
 Medium: MSL1900\_Batch 110615-4  
 Medium parameters used (interpolated):  $f = 1852.4$  MHz;  $\sigma = 1.47$  mho/m;  $\epsilon_r = 51.147$ ;  $\rho = 1000$  kg/m<sup>3</sup>  
 Phantom section: Flat Section  
 Measurement Standard: DASY5 (IEEE/IEC/ANSI C63.19-2011)  
 Procedure Notes: Test Technician: John; Air Temperature: 23.4C; Medium Temperature: 22.6C;  
 Comments: ;

DASY Configuration:

- Probe: ES3DV3 - SN3244; ConvF(4.81, 4.81, 4.81); Calibrated: 11/7/2012;
- Sensor-Surface: 3mm (Mechanical Surface Detection),  $z = 2.0, 32.0$
- Electronics: DAE4 Sn1233; Calibrated: 11/6/2012
- Phantom: SAM; Type: QD 000 P40 CC; Serial: 1592
- DASY52 52.8.1(838);

**Hotspot Mode/Back 10mm\_Low Ch/Area Scan (7x12x1):** Measurement grid:  $dx=15$ mm,  $dy=15$ mm

Info: [Interpolated medium parameters used for SAR evaluation.](#)

Maximum value of SAR (measured) = 0.937 mW/g

**Hotspot Mode/Back 10mm\_Low Ch/Zoom Scan (5x5x7)/Cube 0:** Measurement grid:  $dx=8$ mm,  $dy=8$ mm,  $dz=5$ mm

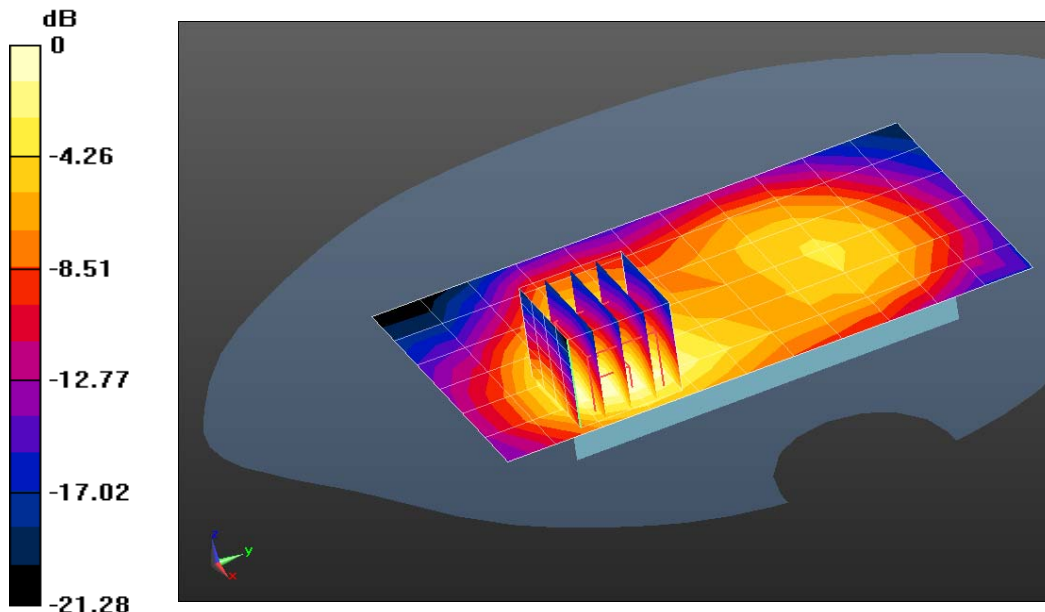
Reference Value = 6.911 V/m; Power Drift = -0.20 dB

Peak SAR (extrapolated) = 1.371 mW/g

**SAR(1 g) = 0.846 mW/g; SAR(10 g) = 0.492 mW/g**

Info: [Interpolated medium parameters used for SAR evaluation.](#)

Maximum value of SAR (measured) = 1.03 mW/g



0 dB = 0.937 mW/g = -0.57 dB mW/g

**Plot 263**

Date/Time: 3/15/2013 10:27:34 AM

Test Laboratory: Cetecom Inc. SAR 1 Lab

**DUT: RIM; Type: Phone; Serial: 0809-3915-1461**

Communication System: UMTS-FDD (WCDMA); Frequency: 1907.6 MHz

Medium: MSL1900\_Batch 110615-4

Medium parameters used:  $f = 1908$  MHz;  $\sigma = 1.533$  mho/m;  $\epsilon_r = 50.984$ ;  $\rho = 1000$  kg/m<sup>3</sup>

Phantom section: Flat Section

Measurement Standard: DASY5 (IEEE/IEC/ANSI C63.19-2011)

Procedure Notes: Test Technician: John; Air Temperature: 22.2C; Medium Temperature: 22.6C;

Comments: ;

DASY Configuration:

- Probe: ES3DV3 - SN3244; ConvF(4.81, 4.81, 4.81); Calibrated: 11/7/2012;
- Sensor-Surface: 3mm (Mechanical Surface Detection),  $z = 2.0, 32.0$
- Electronics: DAE4 Sn1233; Calibrated: 11/6/2012
- Phantom: SAM; Type: QD 000 P40 CC; Serial: 1592
- DASY52 52.8.1(838);

**Hotspot Mode/Back 10mm\_High Ch/Area Scan (7x12x1):** Measurement grid:  $dx=15$ mm,  $dy=15$ mm  
 Maximum value of SAR (measured) = 1.22 mW/g

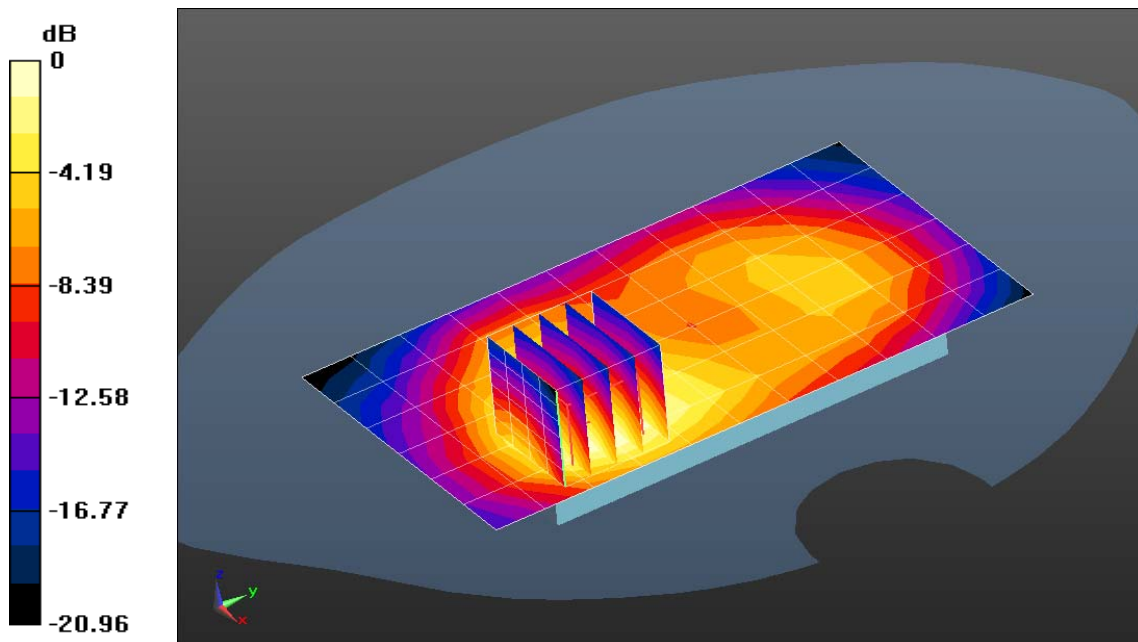
**Hotspot Mode/Back 10mm\_High Ch/Zoom Scan (5x5x7)/Cube 0:** Measurement grid:  $dx=8$ mm,  $dy=8$ mm,  $dz=5$ mm

Reference Value = 9.975 V/m; Power Drift = -0.15 dB

Peak SAR (extrapolated) = 1.919 mW/g

**SAR(1 g) = 1.15 mW/g; SAR(10 g) = 0.664 mW/g**

Maximum value of SAR (measured) = 1.41 mW/g



0 dB = 1.22 mW/g = 1.75 dB mW/g



**Plot 264**

Date/Time: 3/15/2013 10:49:27 AM

Test Laboratory: Cetecom Inc. SAR 1 Lab

**DUT: RIM; Type: Phone; Serial: 0809-3915-1461**

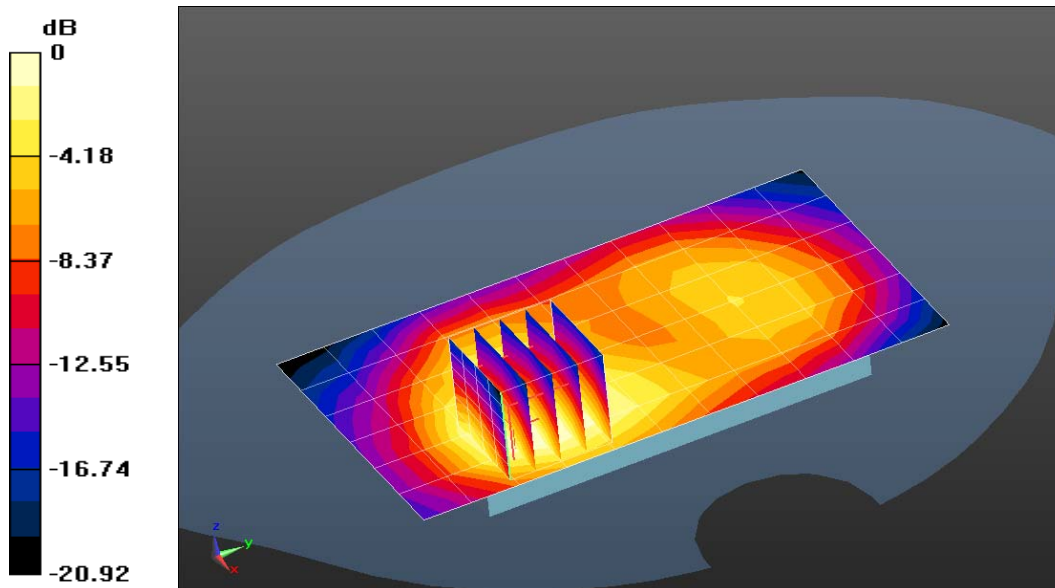
Communication System: UMTS-FDD (WCDMA); Frequency: 1907.6 MHz  
 Medium: MSL1900\_Batch 110615-4  
 Medium parameters used:  $f = 1908 \text{ MHz}$ ;  $\sigma = 1.533 \text{ mho/m}$ ;  $\epsilon_r = 50.984$ ;  $\rho = 1000 \text{ kg/m}^3$   
 Phantom section: Flat Section  
 Measurement Standard: DASYS (IEEE/IEC/ANSI C63.19-2011)  
 Procedure Notes: Test Technician: John; Air Temperature: 22.8C; Medium Temperature: 22.6C;  
 Comments: ;

DASY Configuration:

- Probe: ES3DV3 - SN3244; ConvF(4.81, 4.81, 4.81); Calibrated: 11/7/2012;
- Sensor-Surface: 3mm (Mechanical Surface Detection),  $z = 2.0, 32.0$
- Electronics: DAE4 Sn1233; Calibrated: 11/6/2012
- Phantom: SAM; Type: QD 000 P40 CC; Serial: 1592
- DASYS2 52.8.1(838);

**Hotspot Mode/Back 10mm\_1907.6MHz\_With head set/Area Scan (7x12x1):** Measurement grid:  
 $dx=15\text{mm}$ ,  $dy=15\text{mm}$   
 Maximum value of SAR (measured) = 1.08 mW/g

**Hotspot Mode/Back 10mm\_1907.6MHz\_With head set/Zoom Scan (5x5x7)/Cube 0:** Measurement grid:  
 $dx=8\text{mm}$ ,  $dy=8\text{mm}$ ,  $dz=5\text{mm}$   
 Reference Value = 9.993 V/m; Power Drift = -0.01 dB  
 Peak SAR (extrapolated) = 1.681 mW/g  
**SAR(1 g) = 1.01 mW/g; SAR(10 g) = 0.595 mW/g**  
 Maximum value of SAR (measured) = 1.21 mW/g



0 dB = 1.08 mW/g = 0.71 dB mW/g

**Plot 265**

Date/Time: 3/14/2013 8:07:17 PM

Test Laboratory: Cetecom Inc. SAR 1 Lab

**DUT: RIM; Type: Phone; Serial: 0809-3929-7446**

Communication System: UMTS-FDD (WCDMA); Frequency: 1907.6 MHz

Medium: MSL1900\_Batch 110615-4

Medium parameters used:  $f = 1908$  MHz;  $\sigma = 1.533$  mho/m;  $\epsilon_r = 50.984$ ;  $\rho = 1000$  kg/m<sup>3</sup>

Phantom section: Flat Section

Measurement Standard: DASYS (IEEE/IEC/ANSI C63.19-2011)

Procedure Notes: Test Technician: John; Air Temperature: 23.5C; Medium Temperature: 22.5C;

Comments: ;

## DASY Configuration:

- Probe: ES3DV3 - SN3244; ConvF(4.81, 4.81, 4.81); Calibrated: 11/7/2012;
- Sensor-Surface: 3mm (Mechanical Surface Detection),  $z = 2.0, 32.0$
- Electronics: DAE4 Sn1233; Calibrated: 11/6/2012
- Phantom: SAM; Type: QD 000 P40 CC; Serial: 1592
- DASYS2 52.8.1(838);

**Hotspot mode 2/Back 10mm\_1907.6MHz\_2nd batt/Area Scan (7x11x1):** Measurement grid:  $dx=15$ mm,  $dy=15$ mm

Maximum value of SAR (measured) = 1.30 mW/g

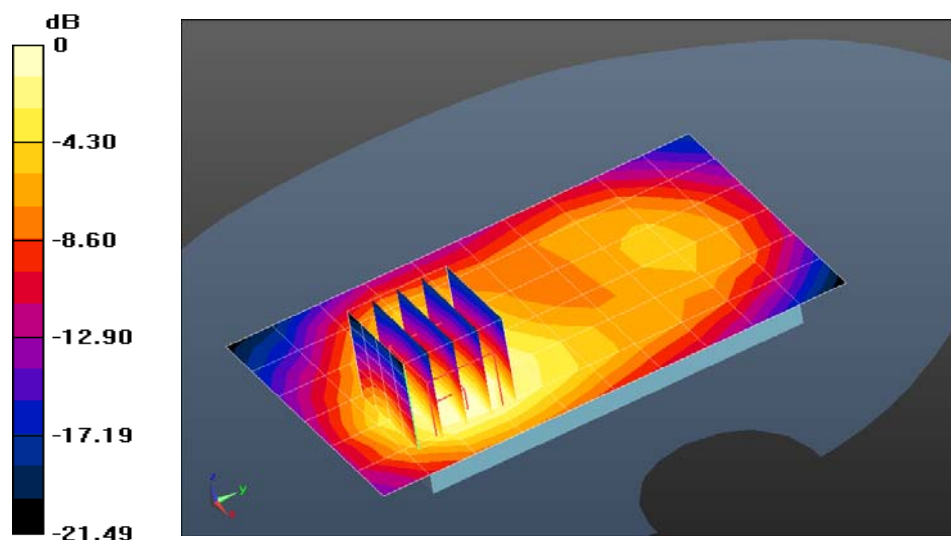
**Hotspot mode 2/Back 10mm\_1907.6MHz\_2nd batt/Zoom Scan (5x5x7)/Cube 0:** Measurement grid: $dx=8$ mm,  $dy=8$ mm,  $dz=5$ mm

Reference Value = 12.728 V/m; Power Drift = 0.07 dB

Peak SAR (extrapolated) = 1.862 mW/g

**SAR(1 g) = 1.13 mW/g; SAR(10 g) = 0.654 mW/g**

Maximum value of SAR (measured) = 1.33 mW/g



0 dB = 1.30 mW/g = 2.26 dB mW/g

**Plot 266**

Date/Time: 3/21/2013 11:13:59 AM

Test Laboratory: Cetecom Inc. SAR 1 Lab

**DUT: RIM; Type: Phone; Serial: 0809-3914-7154**

Communication System: UMTS-FDD (HSUPA, Subtest 5, 3GPP Rel 8.4); Frequency: 1907.6 MHz

Medium: MSL1900\_Batch 110615-4

Medium parameters used:  $f = 1908$  MHz;  $\sigma = 1.531$  mho/m;  $\epsilon_r = 51.961$ ;  $\rho = 1000$  kg/m<sup>3</sup>

Phantom section: Flat Section

Measurement Standard: DASYS (IEEE/IEC/ANSI C63.19-2011)

Procedure Notes: Test Technician: John; Air Temperature: 22C; Medium Temperature: 22.9C; Comments:

;

DASY Configuration:

- Probe: ES3DV3 - SN3244; ConvF(4.81, 4.81, 4.81); Calibrated: 11/7/2012;
- Sensor-Surface: 3mm (Mechanical Surface Detection),  $z = 2.0, 32.0$
- Electronics: DAE4 Sn1233; Calibrated: 11/6/2012
- Phantom: SAM; Type: QD 000 P40 CC; Serial: 1592
- DASYS2 52.8.1(838);

**Hotspot Mode 3\_HSPA/Back 10mm\_1907.6MHz\_HSPA/Area Scan (7x11x1):** Measurement grid:

dx=15mm, dy=15mm

Maximum value of SAR (measured) = 0.931 mW/g

**Hotspot Mode 3\_HSPA/Back 10mm\_1907.6MHz\_HSPA/Zoom Scan (5x5x7)/Cube 0:** Measurement

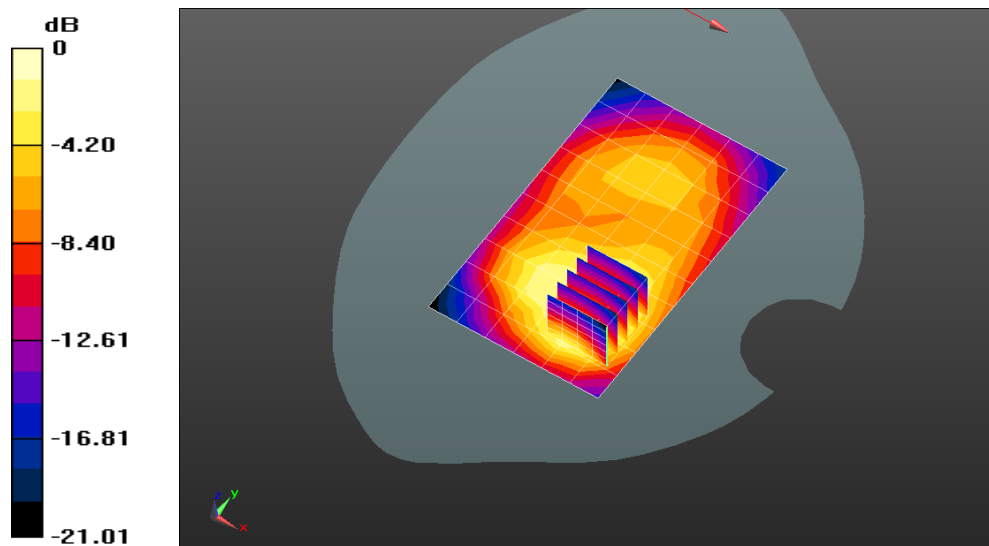
grid: dx=8mm, dy=8mm, dz=5mm

Reference Value = 10.706 V/m; Power Drift = 0.11 dB

Peak SAR (extrapolated) = 1.373 mW/g

**SAR(1 g) = 0.826 mW/g; SAR(10 g) = 0.484 mW/g**

Maximum value of SAR (measured) = 0.986 mW/g



0 dB = 0.931 mW/g = -0.62 dB mW/g

**Plot 267**

Date/Time: 3/12/2013 4:11:40 PM

Test Laboratory: Cetecom Inc., SAR 3 Lab

**DUT: RIM; Type: Phone; Serial: 0809-3914-7154**

Communication System: UMTS WCDMA; Frequency: 836.6 MHz  
 Medium: MSL900\_Batch 110614-1  
 Medium parameters used:  $f = 837$  MHz;  $\sigma = 1.015$  mho/m;  $\epsilon_r = 53.194$ ;  $\rho = 1000$  kg/m<sup>3</sup>  
 Phantom section: Flat Section  
 Measurement Standard: DASYS (IEEE/IEC/ANSI C63.19-2007)  
 Procedure Notes: Test Technician: John; Air Temperature: 24.7C; Medium Temperature: 22.4C;  
 Comments: ;

DASY Configuration:

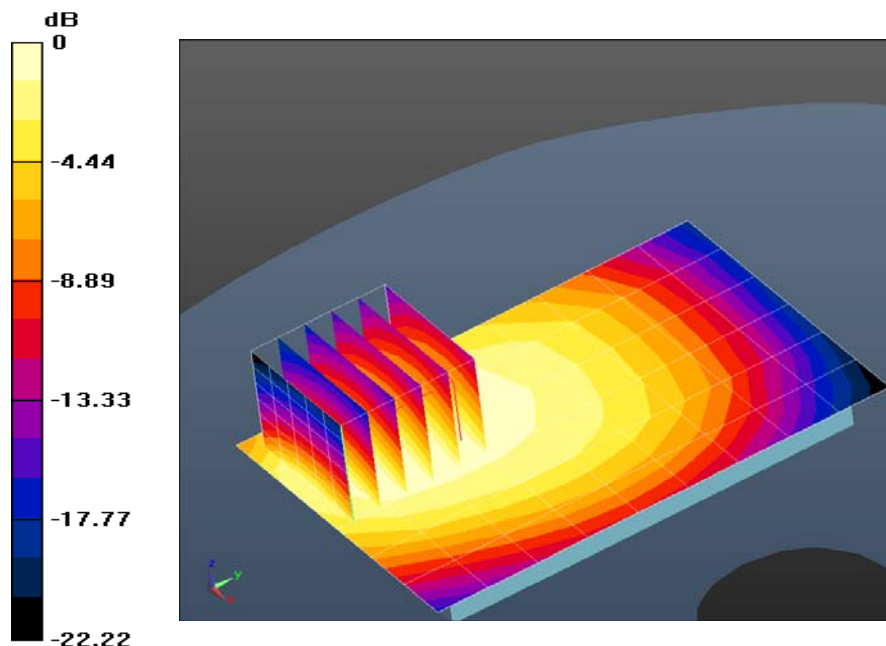
- Probe: ES3DV3 - SN3260; ConvF(6.34, 6.34, 6.34); Calibrated: 9/25/2012;
- Sensor-Surface: 3mm (Mechanical Surface Detection), z = 2.0, 32.0
- Electronics: DAE4 Sn1265; Calibrated: 5/13/2011
- Phantom: SAM Front; Type: QD000P40CD; Serial: TP:1640
- DASYS2 52.8.1(838);

**Flat section Hotspot 03-12-13 PM \_ 3-13-13 AM/Front 10mm\_836.6MHz/Area Scan (7x10x1):**

Measurement grid: dx=15mm, dy=15mm  
 Maximum value of SAR (measured) = 0.342 mW/g

**Flat section Hotspot 03-12-13 PM \_ 3-13-13 AM/Front 10mm\_836.6MHz/Zoom Scan (6x6x7)/Cube 0:**

Measurement grid: dx=8mm, dy=8mm, dz=5mm  
 Reference Value = 17.089 V/m; Power Drift = -0.15 dB  
 Peak SAR (extrapolated) = 0.432 mW/g  
**SAR(1 g) = 0.321 mW/g; SAR(10 g) = 0.233 mW/g**  
 Maximum value of SAR (measured) = 0.356 mW/g



0 dB = 0.342 mW/g = -9.33 dB mW/g

**Plot 268**

Date/Time: 3/12/2013 4:36:14 PM

Test Laboratory: Cetecom Inc., SAR 3 Lab

**DUT: RIM; Type: Phone; Serial: 0809-3914-7154**

Communication System: UMTS WCDMA; Frequency: 836.6 MHz  
 Medium: MSL900\_Batch 110614-1  
 Medium parameters used:  $f = 837$  MHz;  $\sigma = 1.015$  mho/m;  $\epsilon_r = 53.194$ ;  $\rho = 1000$  kg/m<sup>3</sup>  
 Phantom section: Flat Section  
 Measurement Standard: DASYS (IEEE/IEC/ANSI C63.19-2007)  
 Procedure Notes: Test Technician: John; Air Temperature: 25.1C; Medium Temperature: 22.4C;  
 Comments: ;

DASY Configuration:

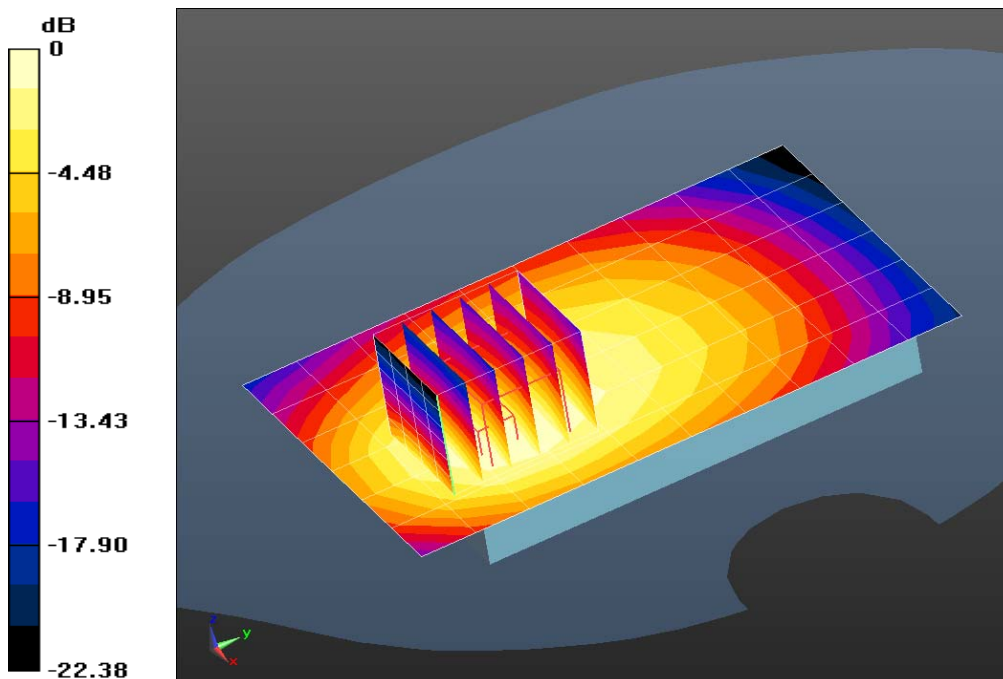
- Probe: ES3DV3 - SN3260; ConvF(6.34, 6.34, 6.34); Calibrated: 9/25/2012;
- Sensor-Surface: 3mm (Mechanical Surface Detection), z = 2.0, 32.0
- Electronics: DAE4 Sn1265; Calibrated: 5/13/2011
- Phantom: SAM Front; Type: QD000P40CD; Serial: TP:1640
- DASYS2 52.8.1(838);

**Flat section Hotspot 03-12-13 PM \_ 3-13-13 AM/Back 10mm\_836.6MHz/Area Scan (7x11x1):**

Measurement grid: dx=15mm, dy=15mm  
 Maximum value of SAR (measured) = 0.451 mW/g

**Flat section Hotspot 03-12-13 PM \_ 3-13-13 AM/Back 10mm\_836.6MHz/Zoom Scan (5x6x7)/Cube 0:**

Measurement grid: dx=8mm, dy=8mm, dz=5mm  
 Reference Value = 22.350 V/m; Power Drift = -0.02 dB  
 Peak SAR (extrapolated) = 0.641 mW/g  
**SAR(1 g) = 0.413 mW/g; SAR(10 g) = 0.275 mW/g**  
 Maximum value of SAR (measured) = 0.486 mW/g



0 dB = 0.451 mW/g = -6.91 dB mW/g

**Plot 269**

Date/Time: 3/13/2013 11:08:33 AM

Test Laboratory: Cetecom Inc., SAR 3 Lab

**DUT: RIM; Type: Phone; Serial: 0809-3914-7154**

Communication System: UMTS WCDMA; Frequency: 836.6 MHz

Medium: MSL900\_Batch 110614-1

Medium parameters used:  $f = 837$  MHz;  $\sigma = 1.015$  mho/m;  $\epsilon_r = 53.194$ ;  $\rho = 1000$  kg/m<sup>3</sup>

Phantom section: Flat Section

Measurement Standard: DASYS (IEEE/IEC/ANSI C63.19-2007)

Procedure Notes: Test Technician: John; Air Temperature: 23.6C; Medium Temperature: 22.4C;

Comments: ;

DASY Configuration:

- Probe: ES3DV3 - SN3260; ConvF(6.34, 6.34, 6.34); Calibrated: 9/25/2012;
- Sensor-Surface: 3mm (Mechanical Surface Detection),  $z = 2.0, 32.0$
- Electronics: DAE4 Sn1265; Calibrated: 5/13/2011
- Phantom: SAM Front; Type: QD000P40CD; Serial: TP:1640
- DASYS2 52.8.1(838);

**Flat section Hotspot 03-12-13 PM \_ 3-13-13 AM/Bottom Edge 10mm\_836.6MHz/Area Scan (6x9x1):**

Measurement grid:  $dx=15$ mm,  $dy=15$ mm

Maximum value of SAR (measured) = 0.226 mW/g

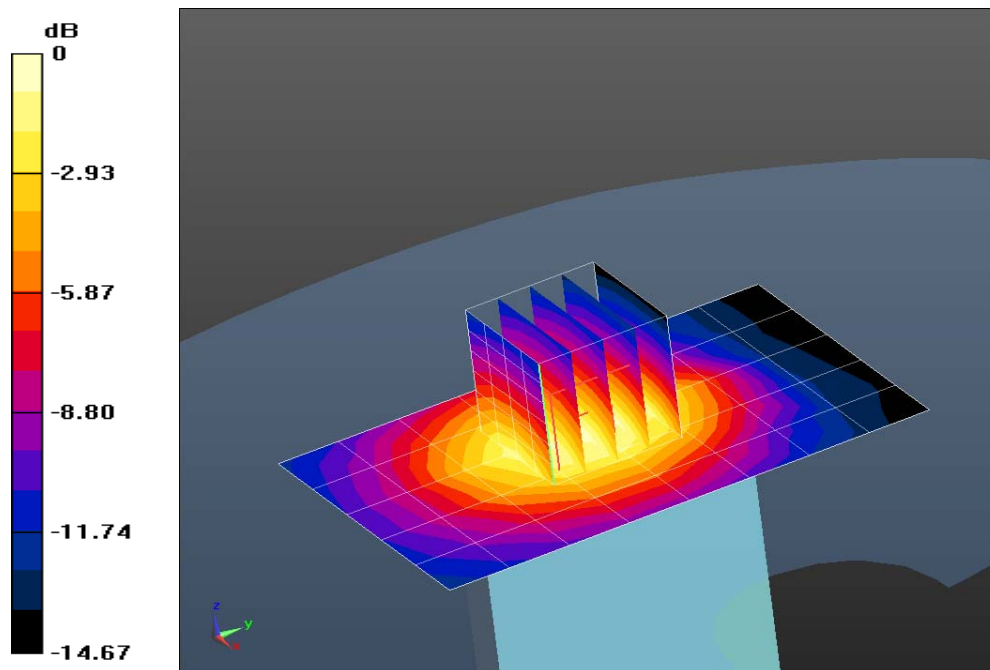
**Flat section Hotspot 03-12-13 PM \_ 3-13-13 AM/Bottom Edge 10mm\_836.6MHz/Zoom Scan**

**(5x5x7)/Cube 0:** Measurement grid:  $dx=8$ mm,  $dy=8$ mm,  $dz=5$ mm

Reference Value = 15.970 V/m; Power Drift = -0.18 dB

Peak SAR (extrapolated) = 0.317 mW/g

**SAR(1 g) = 0.192 mW/g; SAR(10 g) = 0.120 mW/g**



0 dB = 0.226 mW/g = -12.90 dB mW/g

**Plot 270**

Date/Time: 3/13/2013 8:55:04 AM

Test Laboratory: Cetecom Inc., SAR 3 Lab

**DUT: RIM; Type: Phone; Serial: 0809-3914-7154**

Communication System: UMTS WCDMA; Frequency: 836.6 MHz

Medium: MSL900\_Batch 110614-1

Medium parameters used:  $f = 837$  MHz;  $\sigma = 1.015$  mho/m;  $\epsilon_r = 53.194$ ;  $\rho = 1000$  kg/m<sup>3</sup>

Phantom section: Flat Section

Measurement Standard: DASY5 (IEEE/IEC/ANSI C63.19-2007)

Procedure Notes: Test Technician: John; Air Temperature: 21.0C; Medium Temperature: 22.4C;

Comments: ;

DASY Configuration:

- Probe: ES3DV3 - SN3260; ConvF(6.34, 6.34, 6.34); Calibrated: 9/25/2012;
- Sensor-Surface: 3mm (Mechanical Surface Detection),  $z = 2.0, 32.0$
- Electronics: DAE4 Sn1265; Calibrated: 5/13/2011
- Phantom: SAM Front; Type: QD000P40CD; Serial: TP:1640
- DASY52 52.8.1(838);

**Flat section Hotspot 03-12-13 PM \_ 3-13-13 AM/Left Edge 10mm\_836.6MHz/Area Scan (6x11x1):**

Measurement grid:  $dx=15$ mm,  $dy=15$ mm

Maximum value of SAR (measured) = 0.536 mW/g

**Flat section Hotspot 03-12-13 PM \_ 3-13-13 AM/Left Edge 10mm\_836.6MHz/Zoom Scan**

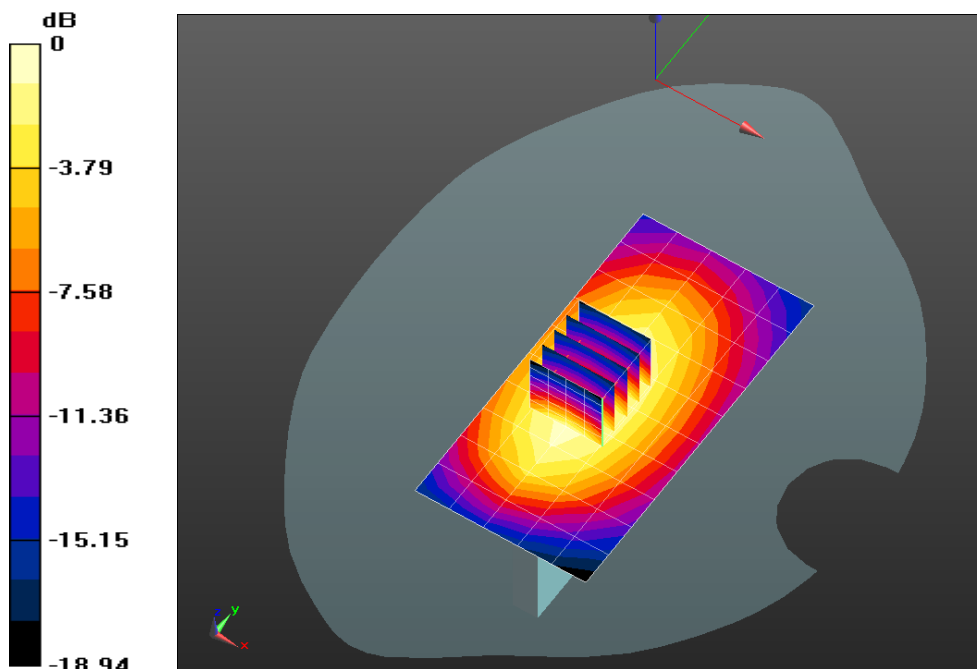
**(5x5x7)/Cube 0:** Measurement grid:  $dx=8$ mm,  $dy=8$ mm,  $dz=5$ mm

Reference Value = 23.758 V/m; Power Drift = -0.07 dB

Peak SAR (extrapolated) = 0.681 mW/g

**SAR(1 g) = 0.466 mW/g; SAR(10 g) = 0.315 mW/g**

Maximum value of SAR (measured) = 0.538 mW/g



0 dB = 0.536 mW/g = -5.41 dB mW/g

**Plot 271**

Date/Time: 3/13/2013 9:46:57 AM

Test Laboratory: Cetecom Inc., SAR 3 Lab

**DUT: RIM; Type: Phone; Serial: 0809-3914-7154**

Communication System: UMTS WCDMA; Frequency: 836.6 MHz

Medium: MSL900\_Batch 110614-1

Medium parameters used:  $f = 837$  MHz;  $\sigma = 1.015$  mho/m;  $\epsilon_r = 53.194$ ;  $\rho = 1000$  kg/m<sup>3</sup>

Phantom section: Flat Section

Measurement Standard: DASYS (IEEE/IEC/ANSI C63.19-2007)

Procedure Notes: Test Technician: john; Air Temperature: 22.7C; Medium Temperature: 22.4C;

Comments: ;

DASY Configuration:

- Probe: ES3DV3 - SN3260; ConvF(6.34, 6.34, 6.34); Calibrated: 9/25/2012;
- Sensor-Surface: 3mm (Mechanical Surface Detection), z = 2.0, 32.0
- Electronics: DAE4 Sn1265; Calibrated: 5/13/2011
- Phantom: SAM Front; Type: QD000P40CD; Serial: TP:1640
- DASYS2 52.8.1(838);

**Flat section Hotspot 03-12-13 PM \_ 3-13-13 AM/Right Edge 10mm\_836.6MHz 2/Area Scan (6x11x1):**

Measurement grid: dx=15mm, dy=15mm

Maximum value of SAR (measured) = 0.530 mW/g

**Flat section Hotspot 03-12-13 PM \_ 3-13-13 AM/Right Edge 10mm\_836.6MHz 2/Zoom Scan**

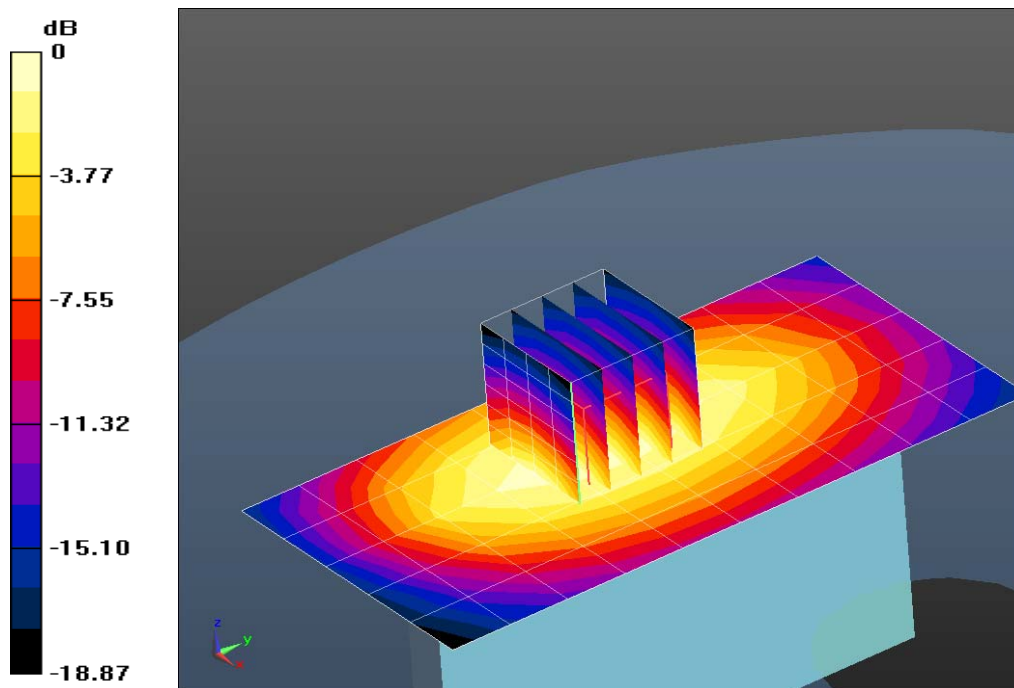
**(5x5x7)/Cube 0:** Measurement grid: dx=8mm, dy=8mm, dz=5mm

Reference Value = 23.439 V/m; Power Drift = 0.13 dB

Peak SAR (extrapolated) = 0.669 mW/g

**SAR(1 g) = 0.460 mW/g; SAR(10 g) = 0.313 mW/g**

Maximum value of SAR (measured) = 0.528 mW/g



0 dB = 0.530 mW/g = -5.51 dB mW/g



**Plot 272**

Date/Time: 3/18/2013 11:48:02 AM

Test Laboratory: Cetecom Inc., SAR 3 Lab

**DUT: RIM; Type: Phone; Serial: 0809-3914-7154**

Communication System: UMTS WCDMA; Frequency: 826.4 MHz  
 Medium: MSL900\_Batch 110614-1  
 Medium parameters used (interpolated):  $f = 826.4$  MHz;  $\sigma = 1.008$  mho/m;  $\epsilon_r = 52.854$ ;  $\rho = 1000$  kg/m<sup>3</sup>  
 Phantom section: Flat Section  
 Measurement Standard: DASY5 (IEEE/IEC/ANSI C63.19-2007)  
 Procedure Notes: Test Technician: John; Air Temperature: 24.2C; Medium Temperature: 22.1C;  
 Comments: ;

DASY Configuration:

- Probe: ES3DV3 - SN3260; ConvF(6.34, 6.34, 6.34); Calibrated: 9/25/2012;
- Sensor-Surface: 3mm (Mechanical Surface Detection),  $z = 2.0, 32.0$
- Electronics: DAE4 Sn1265; Calibrated: 5/13/2011
- Phantom: SAM Front; Type: QD000P40CD; Serial: TP:1640
- DASY52 52.8.1(838);

**Flat section Hotspot 3-18-13/Left Edge 10mm\_826.4MHz/Area Scan (6x11x1):** Measurement grid:  $dx=15$ mm,  $dy=15$ mm

Info: [Interpolated medium parameters used for SAR evaluation.](#)

Maximum value of SAR (measured) = 0.459 mW/g

**Flat section Hotspot 3-18-13/Left Edge 10mm\_826.4MHz/Zoom Scan (5x5x7)/Cube 0:** Measurement grid:  $dx=8$ mm,  $dy=8$ mm,  $dz=5$ mm

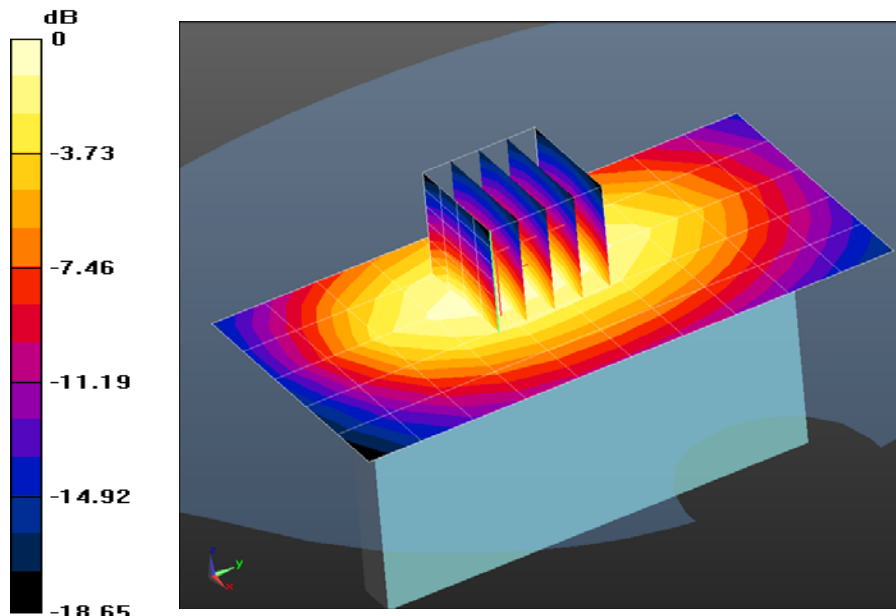
Reference Value = 22.388 V/m; Power Drift = -0.14 dB

Peak SAR (extrapolated) = 0.571 mW/g

**SAR(1 g) = 0.401 mW/g; SAR(10 g) = 0.276 mW/g**

Info: [Interpolated medium parameters used for SAR evaluation.](#)

Maximum value of SAR (measured) = 0.460 mW/g



0 dB = 0.459 mW/g = -6.77 dB mW/g

**Plot 273**

Date/Time: 3/18/2013 12:19:30 PM

Test Laboratory: Cetecom Inc., SAR 3 Lab

**DUT: RIM; Type: Phone; Serial: 0809-3914-7154**

Communication System: UMTS WCDMA; Frequency: 846.6 MHz

Medium: MSL900\_Batch 110614-1

Medium parameters used:  $f = 847$  MHz;  $\sigma = 1.032$  mho/m;  $\epsilon_r = 52.629$ ;  $\rho = 1000$  kg/m<sup>3</sup>

Phantom section: Flat Section

Measurement Standard: DASY5 (IEEE/IEC/ANSI C63.19-2007)

Procedure Notes: Test Technician: John; Air Temperature: 24.5C; Medium Temperature: 22.1C;

Comments: ;

DASY Configuration:

- Probe: ES3DV3 - SN3260; ConvF(6.34, 6.34, 6.34); Calibrated: 9/25/2012;
- Sensor-Surface: 3mm (Mechanical Surface Detection),  $z = 2.0, 32.0$
- Electronics: DAE4 Sn1265; Calibrated: 5/13/2011
- Phantom: SAM Front; Type: QD000P40CD; Serial: TP:1640
- DASY52 52.8.1(838);

**Flat section Hotspot 3-18-13/Left Edge 10mm\_846.6MHz/Area Scan (6x11x1):** Measurement grid:

$dx=15$ mm,  $dy=15$ mm

Maximum value of SAR (measured) = 0.418 mW/g

**Flat section Hotspot 3-18-13/Left Edge 10mm\_846.6MHz/Zoom Scan (5x5x7)/Cube 0:** Measurement

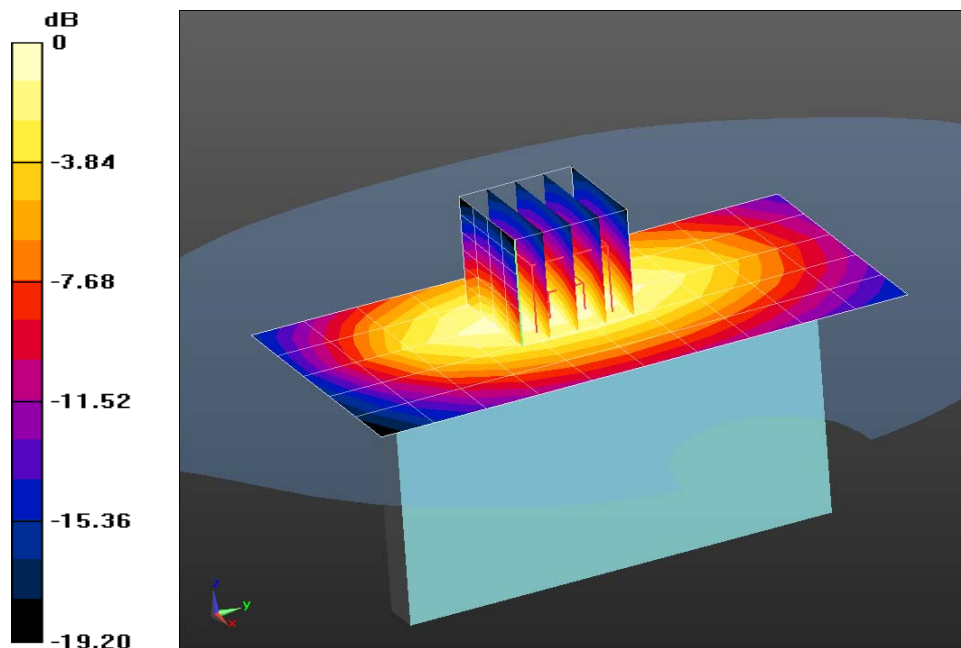
grid:  $dx=8$ mm,  $dy=8$ mm,  $dz=5$ mm

Reference Value = 20.752 V/m; Power Drift = -0.08 dB

Peak SAR (extrapolated) = 0.515 mW/g

**SAR(1 g) = 0.359 mW/g; SAR(10 g) = 0.246 mW/g**

Maximum value of SAR (measured) = 0.411 mW/g



0 dB = 0.418 mW/g = -7.57 dB mW/g

**Plot 274**

Date/Time: 3/18/2013 12:35:42 PM

Test Laboratory: Cetecom Inc., SAR 3 Lab

**DUT: RIM; Type: Phone; Serial: 0809-3914-7154**

Communication System: UMTS WCDMA; Frequency: 836.6 MHz

Medium: MSL900\_Batch 110614-1

Medium parameters used:  $f = 837$  MHz;  $\sigma = 1.02$  mho/m;  $\epsilon_r = 52.722$ ;  $\rho = 1000$  kg/m<sup>3</sup>

Phantom section: Flat Section

Measurement Standard: DASY5 (IEEE/IEC/ANSI C63.19-2007)

Procedure Notes: Test Technician: John; Air Temperature: 24.5C; Medium Temperature: 22.1C;

Comments: ;

DASY Configuration:

- Probe: ES3DV3 - SN3260; ConvF(6.34, 6.34, 6.34); Calibrated: 9/25/2012;
- Sensor-Surface: 3mm (Mechanical Surface Detection),  $z = 2.0, 32.0$
- Electronics: DAE4 Sn1265; Calibrated: 5/13/2011
- Phantom: SAM Front; Type: QD000P40CD; Serial: TP:1640
- DASY52 52.8.1(838);

**Flat section Hotspot 3-18-13/Left Edge 10mm\_836.6MHz with headset/Area Scan (6x11x1):**

Measurement grid:  $dx=15$ mm,  $dy=15$ mm

Maximum value of SAR (measured) = 0.445 mW/g

**Flat section Hotspot 3-18-13/Left Edge 10mm\_836.6MHz with headset/Zoom Scan (5x5x7)/Cube 0:**

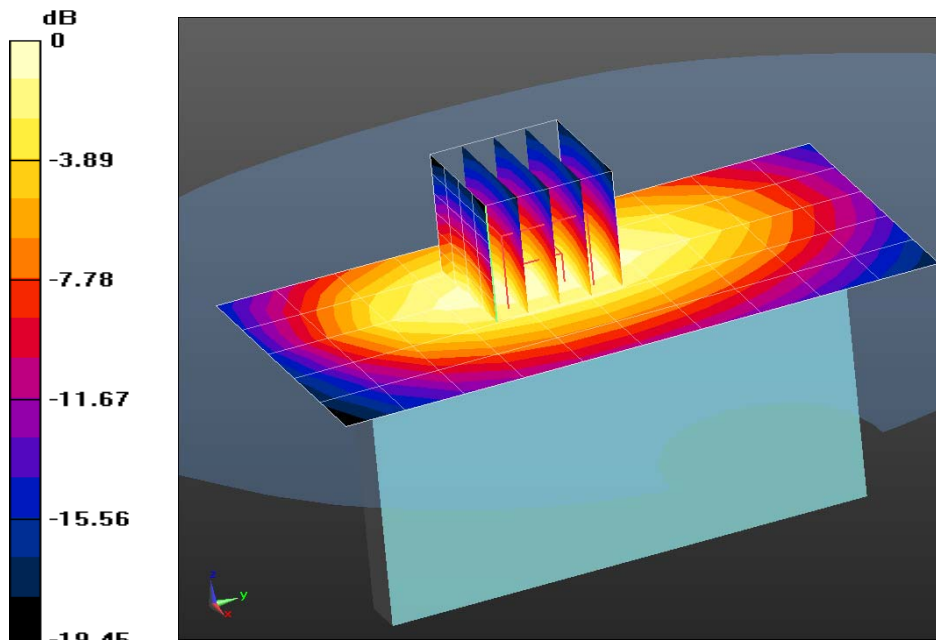
Measurement grid:  $dx=8$ mm,  $dy=8$ mm,  $dz=5$ mm

Reference Value = 21.277 V/m; Power Drift = 0.03 dB

Peak SAR (extrapolated) = 0.560 mW/g

**SAR(1 g) = 0.389 mW/g; SAR(10 g) = 0.266 mW/g**

Maximum value of SAR (measured) = 0.448 mW/g



0 dB = 0.445 mW/g = -7.04 dB mW/g

**Plot 275**

Date/Time: 3/18/2013 12:57:44 PM

Test Laboratory: Cetecom Inc., SAR 3 Lab

**DUT: RIM; Type: Phone; Serial: 0809-3914-7154**

Communication System: UMTS WCDMA; Frequency: 836.6 MHz

Medium: MSL900\_Batch 110614-1

Medium parameters used:  $f = 837$  MHz;  $\sigma = 1.02$  mho/m;  $\epsilon_r = 52.722$ ;  $\rho = 1000$  kg/m<sup>3</sup>

Phantom section: Flat Section

Measurement Standard: DASY5 (IEEE/IEC/ANSI C63.19-2007)

Procedure Notes: Test Technician: John; Air Temperature: 24.7C; Medium Temperature: 22.1C;

Comments: ;

DASY Configuration:

- Probe: ES3DV3 - SN3260; ConvF(6.34, 6.34, 6.34); Calibrated: 9/25/2012;
- Sensor-Surface: 3mm (Mechanical Surface Detection),  $z = 2.0, 32.0$
- Electronics: DAE4 Sn1265; Calibrated: 5/13/2011
- Phantom: SAM Front; Type: QD000P40CD; Serial: TP:1640
- DASY52 52.8.1(838);

**Flat section Hotspot 3-18-13/Left Edge 10mm\_836.6MHz with 2nd batt/Area Scan (6x11x1):**

Measurement grid:  $dx=15$ mm,  $dy=15$ mm

Maximum value of SAR (measured) = 0.473 mW/g

**Flat section Hotspot 3-18-13/Left Edge 10mm\_836.6MHz with 2nd batt/Zoom Scan (5x5x7)/Cube 0:**

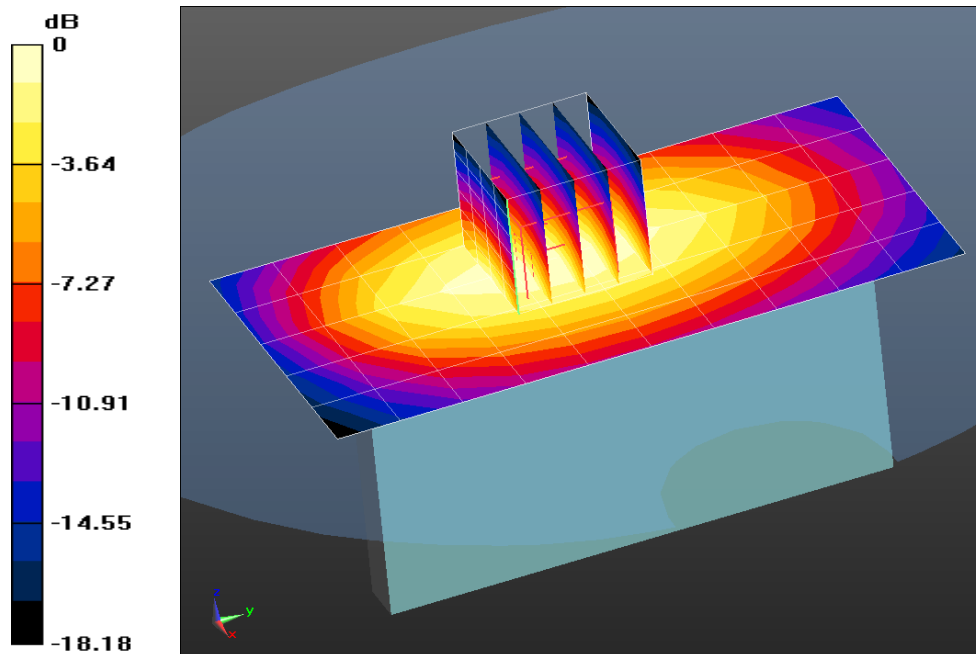
Measurement grid:  $dx=8$ mm,  $dy=8$ mm,  $dz=5$ mm

Reference Value = 22.377 V/m; Power Drift = -0.12 dB

Peak SAR (extrapolated) = 0.601 mW/g

**SAR(1 g) = 0.416 mW/g; SAR(10 g) = 0.285 mW/g**

Maximum value of SAR (measured) = 0.478 mW/g



0 dB = 0.473 mW/g = -6.50 dB mW/g

**Plot 276**

Date/Time: 3/26/2013 8:23:12 PM

Test Laboratory: Cetecom Inc., SAR 4 Lab

**DUT: RIM; Type: Phone; Serial: 0809-3929-7651**

Communication System: LTE (SC-FDMA, 1 RB, 20 MHz, QPSK); Frequency: 1732.5 MHz

Medium: MSL1750\_Batch 100824-2

Medium parameters used (interpolated):  $f = 1732.5$  MHz;  $\sigma = 1.519$  mho/m;  $\epsilon_r = 51.779$ ;  $\rho = 1000$  kg/m<sup>3</sup>

Phantom section: Flat Section

Measurement Standard: DASYS (IEEE/IEC/ANSI C63.19-2007)

Procedure Notes: Test Technician: John; Air Temperature: 22.1C; Medium Temperature: 21C; Comments: Unit#58 ;

## DASY Configuration:

- Probe: ES3DV3 - SN3261; ConvF(5.08, 5.08, 5.08); Calibrated: 8/17/2012;
- Sensor-Surface: 3mm (Mechanical Surface Detection),  $z = 2.0, 32.0$
- Electronics: DAE4 Sn1233; Calibrated: 11/6/2012
- Phantom: ELI 4.0; Type: QDOVA001BA; Serial: xxxxx
- DASYS2 52.8.1(838);

**Flat-Section 3/Front 10mm\_1RB High\_BW 20MHz/Area Scan (7x11x1):** Measurement grid:

dx=15mm, dy=15mm

[Info: Interpolated medium parameters used for SAR evaluation.](#)

Maximum value of SAR (measured) = 0.803 W/kg

**Flat-Section 3/Front 10mm\_1RB High\_BW 20MHz/Zoom Scan (5x5x7)/Cube 0:** Measurement grid:

dx=8mm, dy=8mm, dz=5mm

Reference Value = 24.977 V/m; Power Drift = -0.14 dB

Peak SAR (extrapolated) = 1.25 W/kg

**SAR(1 g) = 0.749 W/kg; SAR(10 g) = 0.459 W/kg**[Info: Interpolated medium parameters used for SAR evaluation.](#)

Maximum value of SAR (measured) = 0.908 W/kg

**Flat-Section 3/Front 10mm\_1RB High\_BW 20MHz/Zoom Scan (5x5x7)/Cube 1:** Measurement grid:

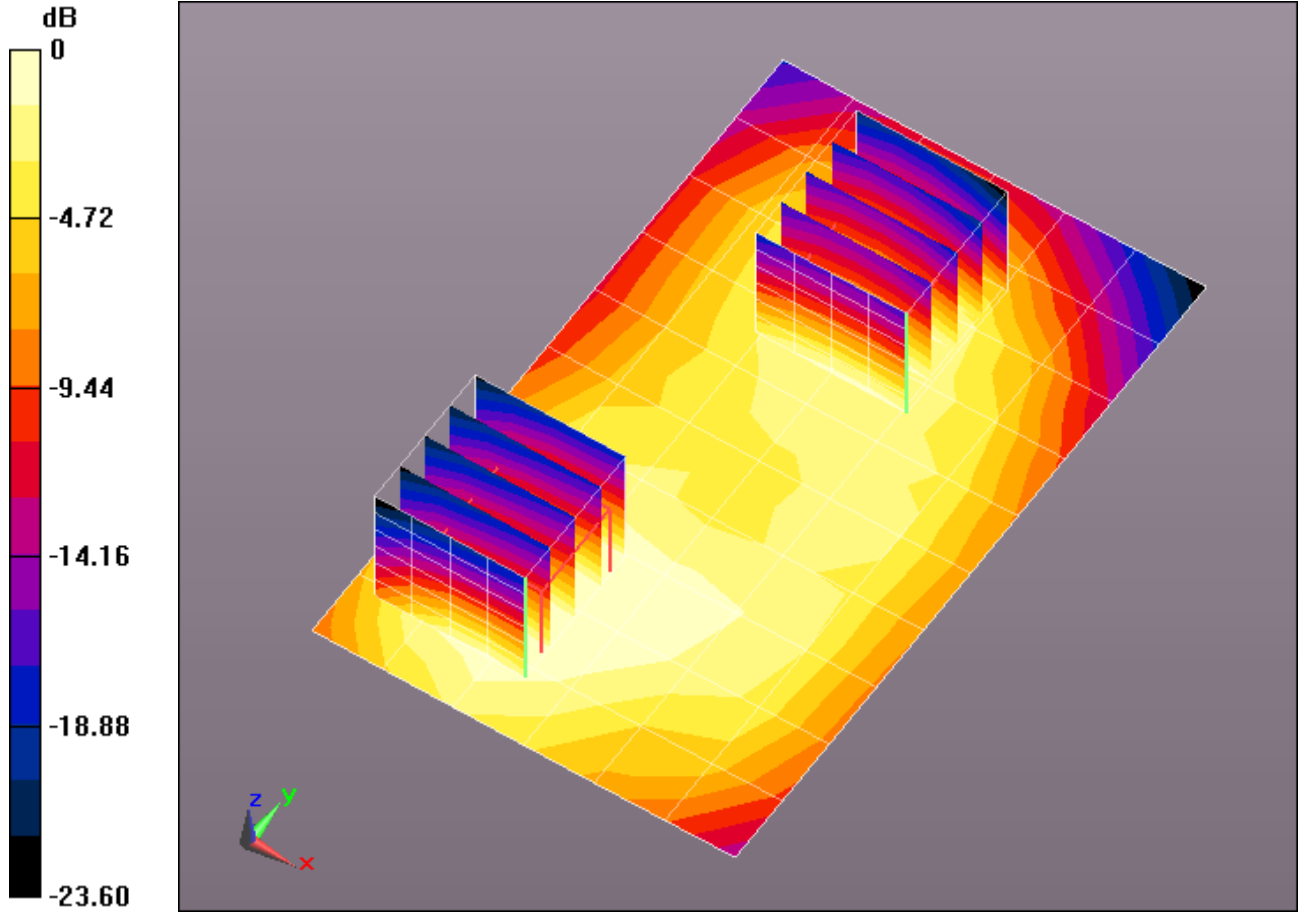
dx=8mm, dy=8mm, dz=5mm

Reference Value = 24.977 V/m; Power Drift = -0.14 dB

Peak SAR (extrapolated) = 0.724 W/kg

**SAR(1 g) = 0.501 W/kg; SAR(10 g) = 0.334 W/kg**[Info: Interpolated medium parameters used for SAR evaluation.](#)

Maximum value of SAR (measured) = 0.578 W/kg



0 dB = 0.803 W/kg = -0.95 dBW/kg

**Plot 277**

Date/Time: 3/25/2013 12:08:31 PM

Test Laboratory: Cetecom Inc., SAR 4 Lab

**DUT: RIM; Type: Phone; Serial: 0809-3929-7651**

Communication System: LTE (SC-FDMA, 1 RB, 20 MHz, QPSK); Frequency: 1732.5 MHz  
 Medium: MSL1750\_Batch 100824-2  
 Medium parameters used (interpolated):  $f = 1732.5$  MHz;  $\sigma = 1.499$  mho/m;  $\epsilon_r = 51.172$ ;  $\rho = 1000$  kg/m<sup>3</sup>  
 Phantom section: Flat Section  
 Measurement Standard: DASYS (IEEE/IEC/ANSI C63.19-2007)  
 Procedure Notes: Test Technician: John; Air Temperature: 22.8C; Medium Temperature: 21C; Comments:  
 ;

DASY Configuration:

- Probe: ES3DV3 - SN3261; ConvF(5.08, 5.08, 5.08); Calibrated: 8/17/2012;
- Sensor-Surface: 3mm (Mechanical Surface Detection), z = 2.0, 32.0
- Electronics: DAE4 Sn1233; Calibrated: 11/6/2012
- Phantom: ELI 4.0; Type: QDOVA001BA; Serial: xxxx
- DASY52 52.8.1(838);

**Flat-Section/Back 10mm\_1RB High\_BW 20MHz/Area Scan (7x10x1):** Measurement grid: dx=15mm, dy=15mm

Info: [Interpolated medium parameters used for SAR evaluation.](#)

Maximum value of SAR (measured) = 1.41 W/kg

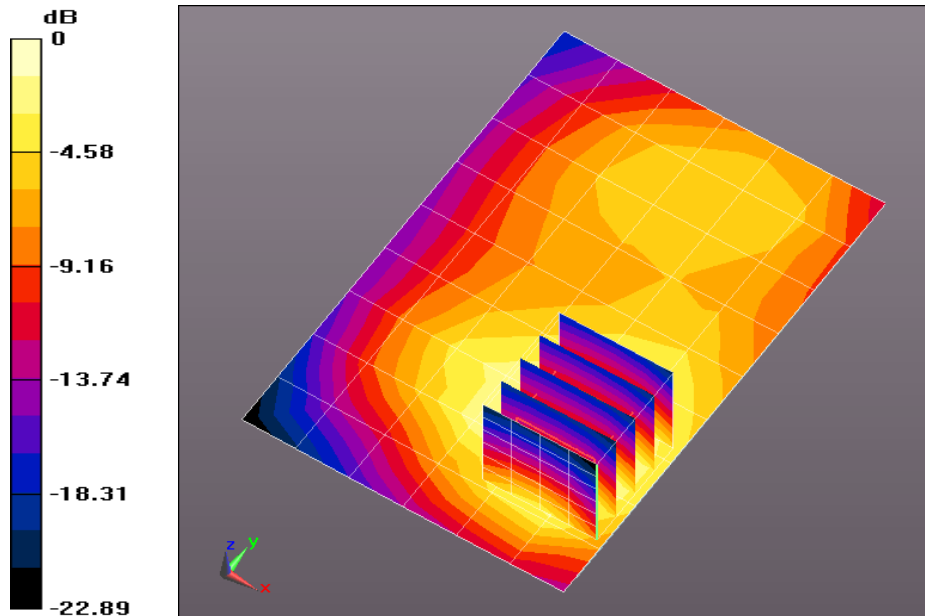
**Flat-Section/Back 10mm\_1RB High\_BW 20MHz/Zoom Scan (5x5x7)/Cube 0:** Measurement grid: dx=8mm, dy=8mm, dz=5mm

Reference Value = 27.391 V/m; Power Drift = -0.02 dB

Peak SAR (extrapolated) = 1.94 W/kg

**SAR(1 g) = 1.18 W/kg; SAR(10 g) = 0.703 W/kg**

Info: [Interpolated medium parameters used for SAR evaluation.](#)



0 dB = 1.41 W/kg = 1.50 dBW/kg

**Plot 278**

Date/Time: 3/26/2013 12:39:52 PM

Test Laboratory: Cetecom Inc., SAR 4 Lab

**DUT: RIM; Type: Phone; Serial: 0809-3929-7651**

Communication System: LTE (SC-FDMA, 1 RB, 20 MHz, QPSK); Frequency: 1732.5 MHz  
 Medium: MSL1750\_Batch 100824-2  
 Medium parameters used (interpolated):  $f = 1732.5$  MHz;  $\sigma = 1.519$  mho/m;  $\epsilon_r = 51.779$ ;  $\rho = 1000$  kg/m<sup>3</sup>  
 Phantom section: Flat Section  
 Measurement Standard: DASY5 (IEEE/IEC/ANSI C63.19-2007)  
 Procedure Notes: Test Technician: Kathy; Air Temperature: 20.8C; Medium Temperature: 21.8C;  
 Comments: ;

DASY Configuration:

- Probe: ES3DV3 - SN3261; ConvF(5.08, 5.08, 5.08); Calibrated: 8/17/2012;
- Sensor-Surface: 3mm (Mechanical Surface Detection),  $z = 2.0, 32.0$
- Electronics: DAE4 Sn1233; Calibrated: 11/6/2012
- Phantom: ELI 4.0; Type: QDOVA001BA; Serial: xxxx
- DASY52 52.8.1(838);

**Flat-Section 3/Bottom Edge 10mm\_1RB High\_BW 20MHz/Area Scan (6x7x1):** Measurement grid:  $dx=15$ mm,  $dy=15$ mm

Info: [Interpolated medium parameters used for SAR evaluation.](#)

Maximum value of SAR (measured) = 0.432 W/kg

**Flat-Section 3/Bottom Edge 10mm\_1RB High\_BW 20MHz/Zoom Scan (5x5x7)/Cube 0:** Measurement grid:  $dx=8$ mm,  $dy=8$ mm,  $dz=5$ mm

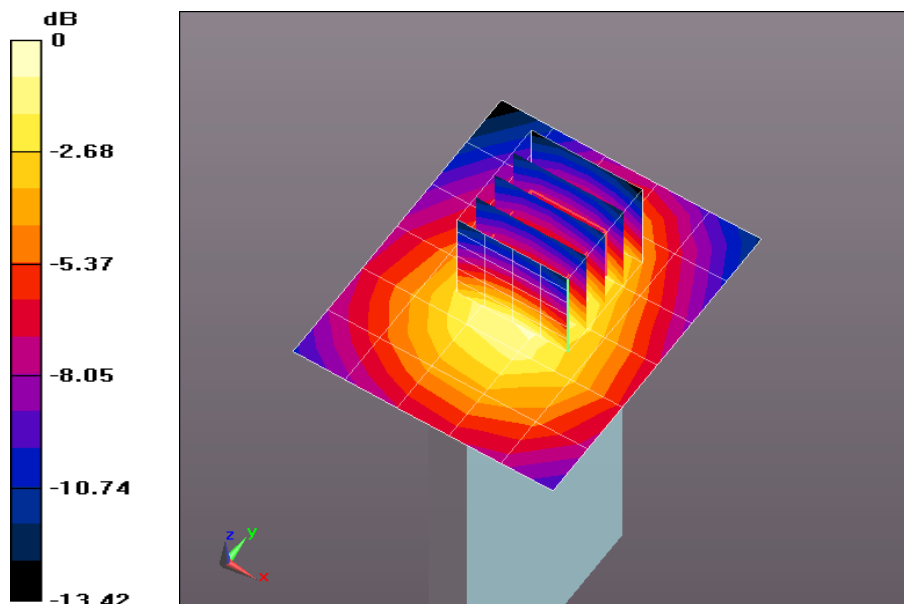
Reference Value = 17.392 V/m; Power Drift = 0.05 dB

Peak SAR (extrapolated) = 0.664 W/kg

**SAR(1 g) = 0.407 W/kg; SAR(10 g) = 0.240 W/kg**

Info: [Interpolated medium parameters used for SAR evaluation.](#)

Maximum value of SAR (measured) = 0.503 W/kg



0 dB = 0.432 W/kg = -3.64 dBW/kg



**Plot 279**

Date/Time: 3/26/2013 4:39:07 PM

Test Laboratory: Cetecom Inc., SAR 4 Lab

**DUT: RIM; Type: Phone; Serial: 0809-3929-7651**

Communication System: LTE (SC-FDMA, 1 RB, 20 MHz, QPSK); Frequency: 1732.5 MHz  
 Medium: MSL1750\_Batch 100824-2  
 Medium parameters used (interpolated):  $f = 1732.5$  MHz;  $\sigma = 1.519$  mho/m;  $\epsilon_r = 51.779$ ;  $\rho = 1000$  kg/m<sup>3</sup>  
 Phantom section: Flat Section  
 Measurement Standard: DASYS (IEEE/IEC/ANSI C63.19-2007)  
 Procedure Notes: Test Technician: Kathy; Air Temperature: 22.2C; Medium Temperature: 21.0C;  
 Comments: ;

DASY Configuration:

- Probe: ES3DV3 - SN3261; ConvF(5.08, 5.08, 5.08); Calibrated: 8/17/2012;
- Sensor-Surface: 3mm (Mechanical Surface Detection),  $z = 2.0, 32.0$
- Electronics: DAE4 Sn1233; Calibrated: 11/6/2012
- Phantom: ELI 4.0; Type: QDOVA001BA; Serial: xxxx
- DASYS2 52.8.1(838);

**Flat-Section 3/Left Edge 10mm\_1RB High\_BW 20MHz/Area Scan (5x9x1):** Measurement grid:  $dx=15$ mm,  $dy=15$ mm

Info: [Interpolated medium parameters used for SAR evaluation.](#)

Maximum value of SAR (measured) = 0.512 W/kg

**Flat-Section 3/Left Edge 10mm\_1RB High\_BW 20MHz/Zoom Scan (5x5x7)/Cube 0:** Measurement grid:  $dx=8$ mm,  $dy=8$ mm,  $dz=5$ mm

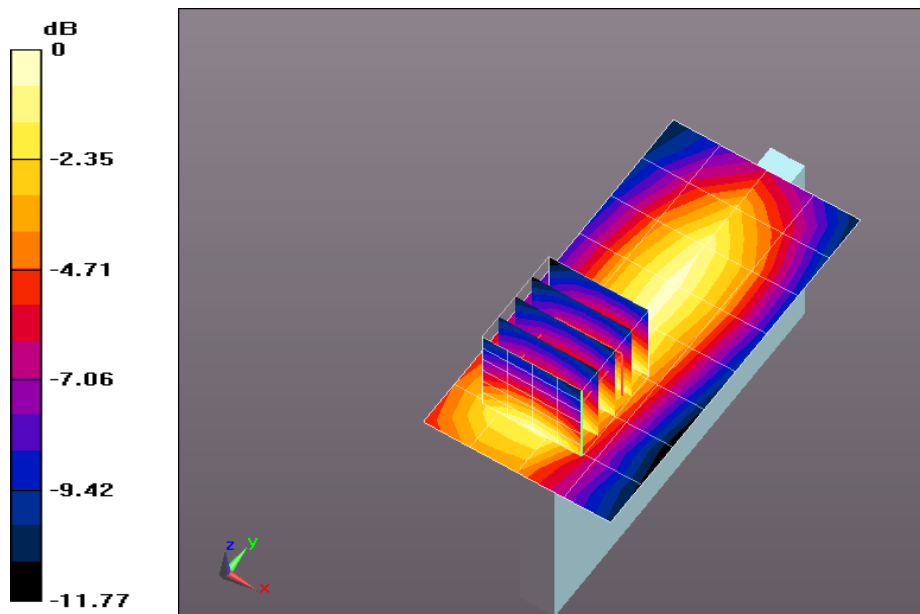
Reference Value = 19.276 V/m; Power Drift = -0.12 dB

Peak SAR (extrapolated) = 0.591 W/kg

**SAR(1 g) = 0.353 W/kg; SAR(10 g) = 0.205 W/kg**

Info: [Interpolated medium parameters used for SAR evaluation.](#)

Maximum value of SAR (measured) = 0.410 W/kg



0 dB = 0.512 W/kg = -2.91 dBW/kg

**Plot 280**

Date/Time: 3/26/2013 1:39:14 PM

Test Laboratory: Cetecom Inc., SAR 4 Lab

**DUT: RIM; Type: Phone; Serial: 0809-3929-7651**

Communication System: LTE (SC-FDMA, 1 RB, 20 MHz, QPSK); Frequency: 1732.5 MHz  
 Medium: MSL1750\_Batch 100824-2  
 Medium parameters used (interpolated):  $f = 1732.5$  MHz;  $\sigma = 1.519$  mho/m;  $\epsilon_r = 51.779$ ;  $\rho = 1000$  kg/m<sup>3</sup>  
 Phantom section: Flat Section  
 Measurement Standard: DASYS (IEEE/IEC/ANSI C63.19-2007)  
 Procedure Notes: Test Technician: Kathy; Air Temperature: 22.2C; Medium Temperature: 21.8C;  
 Comments: ;

DASY Configuration:

- Probe: ES3DV3 - SN3261; ConvF(5.08, 5.08, 5.08); Calibrated: 8/17/2012;
- Sensor-Surface: 3mm (Mechanical Surface Detection),  $z = 2.0, 32.0$
- Electronics: DAE4 Sn1233; Calibrated: 11/6/2012
- Phantom: ELI 4.0; Type: QDOVA001BA; Serial: xxxx
- DASYS2 52.8.1(838);

**Flat-Section 3/Right Edge 10mm\_1RB High\_BW20MHz/Area Scan (5x8x1):** Measurement grid:

$dx=15$ mm,  $dy=15$ mm

Info: [Interpolated medium parameters used for SAR evaluation.](#)

Maximum value of SAR (measured) = 0.266 W/kg

**Flat-Section 3/Right Edge 10mm\_1RB High\_BW20MHz/Zoom Scan (5x5x7)/Cube 0:** Measurement

grid:  $dx=8$ mm,  $dy=8$ mm,  $dz=5$ mm

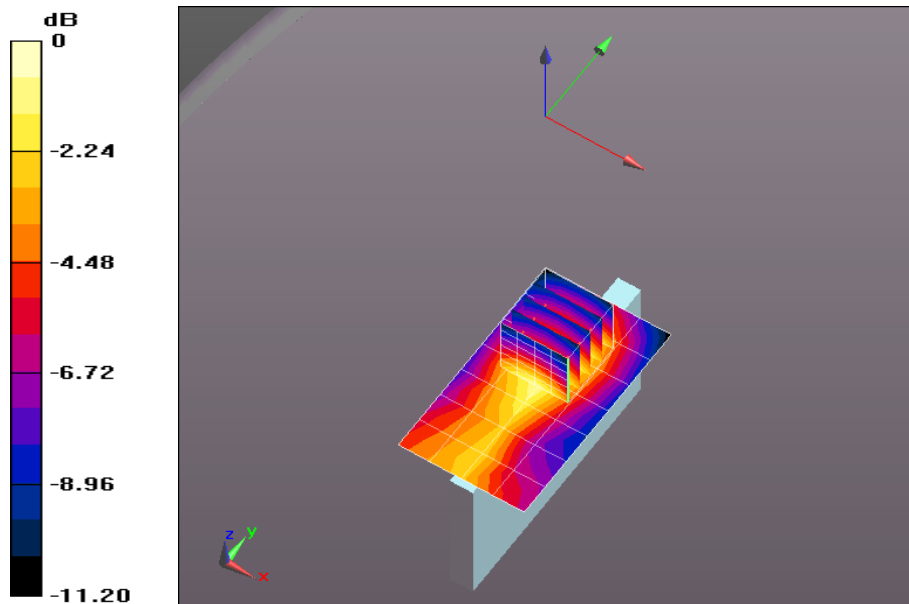
Reference Value = 13.414 V/m; Power Drift = -0.09 dB

Peak SAR (extrapolated) = 0.360 W/kg

**SAR(1 g) = 0.228 W/kg; SAR(10 g) = 0.138 W/kg**

Info: [Interpolated medium parameters used for SAR evaluation.](#)

Maximum value of SAR (measured) = 0.275 W/kg



0 dB = 0.266 W/kg = -5.75 dBW/kg

**Plot 281**

Date/Time: 3/27/2013 11:30:01 AM

Test Laboratory: Cetecom Inc., SAR 4 Lab

**DUT: RIM; Type: Phone; Serial: 0809-3929-7651**

Communication System: LTE (SC-FDMA, 1 RB, 20 MHz, QPSK); Frequency: 1720 MHz

Medium: MSL1750\_Batch 100824-2

Medium parameters used:  $f = 1720$  MHz;  $\sigma = 1.508$  mho/m;  $\epsilon_r = 51.825$ ;  $\rho = 1000$  kg/m<sup>3</sup>

Phantom section: Flat Section

Measurement Standard: DASYS (IEEE/IEC/ANSI C63.19-2007)

Procedure Notes: Test Technician: John; Air Temperature: 21.6C; Medium Temperature: 21C; Comments:

;

DASY Configuration:

- Probe: ES3DV3 - SN3261; ConvF(5.08, 5.08, 5.08); Calibrated: 8/17/2012;
- Sensor-Surface: 3mm (Mechanical Surface Detection (Locations From Previous Scan Used)), Sensor-Surface: 3mm (Mechanical Surface Detection),  $z = 2.0, 32.0$
- Electronics: DAE4 Sn1233; Calibrated: 11/6/2012
- Phantom: ELI 4.0; Type: QDOVA001BA; Serial: xxxx
- DASYS2 52.8.1(838);

**Flat-Section 3/Back 10mm\_1RB High\_BW 20MHz\_Low Ch. 2/Area Scan (7x9x1):** Measurement grid:  $dx=15$ mm,  $dy=15$ mm

Maximum value of SAR (measured) = 1.47 W/kg

**Flat-Section 3/Back 10mm\_1RB High\_BW 20MHz\_Low Ch. 2/Zoom Scan (5x5x7)/Cube 0:**

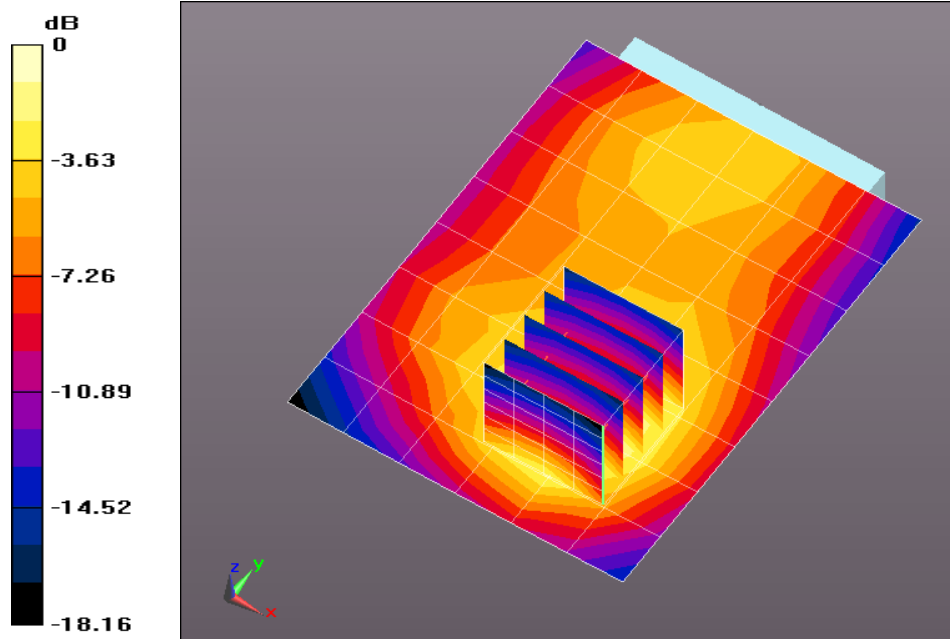
Measurement grid:  $dx=8$ mm,  $dy=8$ mm,  $dz=5$ mm

Reference Value = 24.589 V/m; Power Drift = -0.11 dB

Peak SAR (extrapolated) = 1.92 W/kg

**SAR(1 g) = 1.19 W/kg; SAR(10 g) = 0.706 W/kg**

Maximum value of SAR (measured) = 1.42 W/kg



0 dB = 1.47 W/kg = 1.69 dBW/kg

**Plot 282**

Date/Time: 3/27/2013 9:05:07 AM

Test Laboratory: Cetecom Inc., SAR 4 Lab

**DUT: RIM; Type: Phone; Serial: 0809-3929-7651**

Communication System: LTE (SC-FDMA, 1 RB, 20 MHz, QPSK); Frequency: 1745 MHz

Medium: MSL1750\_Batch 100824-2

Medium parameters used:  $f = 1745$  MHz;  $\sigma = 1.533$  mho/m;  $\epsilon_r = 51.725$ ;  $\rho = 1000$  kg/m<sup>3</sup>

Phantom section: Flat Section

Measurement Standard: DASYS (IEEE/IEC/ANSI C63.19-2007)

Procedure Notes: Test Technician: Kathy; Air Temperature: 22.1; Medium Temperature: 21C; Comments: ;

DASY Configuration:

- Probe: ES3DV3 - SN3261; ConvF(5.08, 5.08, 5.08); Calibrated: 8/17/2012;
- Sensor-Surface: 3mm (Mechanical Surface Detection), z = 2.0, 32.0
- Electronics: DAE4 Sn1233; Calibrated: 11/6/2012
- Phantom: ELI 4.0; Type: QDOVA001BA; Serial: xxxx
- DASYS2 52.8.1(838);

**Flat-Section 3/Back 10mm\_1RB High\_BW 20MHz High Ch./Area Scan (7x10x1):** Measurement grid:

dx=15mm, dy=15mm

Maximum value of SAR (measured) = 1.61 W/kg

**Flat-Section 3/Back 10mm\_1RB High\_BW 20MHz High Ch./Zoom Scan (5x5x7)/Cube 0:**

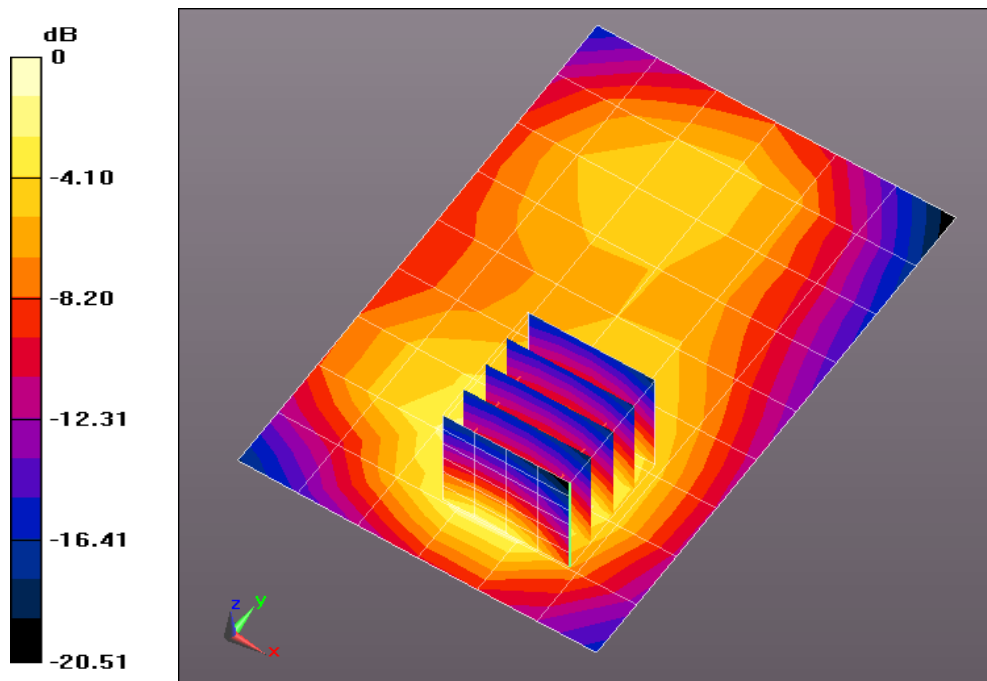
Measurement grid: dx=8mm, dy=8mm, dz=5mm

Reference Value = 28.073 V/m; Power Drift = -0.13 dB

Peak SAR (extrapolated) = 2.16 W/kg

**SAR(1 g) = 1.29 W/kg; SAR(10 g) = 0.753 W/kg**

Maximum value of SAR (measured) = 1.57 W/kg



0 dB = 1.61 W/kg = 2.07 dBW/kg

**Plot 283**

Date/Time: 3/27/2013 5:44:21 PM

Test Laboratory: Cetecom Inc., SAR 4 Lab

**DUT: RIM; Type: Phone; Serial: 0809-3929-7651**

Communication System: LTE (SC-FDMA, 1 RB, 20 MHz, QPSK); Frequency: 1745 MHz

Medium: MSL1750\_Batch 100824-2

Medium parameters used:  $f = 1745$  MHz;  $\sigma = 1.473$  mho/m;  $\epsilon_r = 51.267$ ;  $\rho = 1000$  kg/m<sup>3</sup>

Phantom section: Flat Section

Measurement Standard: DASYS (IEEE/IEC/ANSI C63.19-2011)

Procedure Notes: Test Technician: John; Air Temperature: 21.6C; Medium Temperature: 22.8C;

Comments: ;

DASY Configuration:

- Probe: ES3DV3 - SN3261; ConvF(5.08, 5.08, 5.08); Calibrated: 8/17/2012;
- Sensor-Surface: 3mm (Mechanical Surface Detection),  $z = 2.0, 32.0$
- Electronics: DAE4 Sn1233; Calibrated: 11/6/2012
- Phantom: ELI 4.0; Type: QDOVA001BA; Serial: xxxx
- DASYS2 52.8.1(838);

**Flat-Section 4/Back 10mm Headset\_1RB High\_BW 20MHz\_High Ch./Area Scan (7x9x1):**

Measurement grid:  $dx=15$ mm,  $dy=15$ mm

Maximum value of SAR (measured) = 1.49 W/kg

**Flat-Section 4/Back 10mm Headset\_1RB High\_BW 20MHz\_High Ch./Zoom Scan (5x5x7)/Cube 0:**

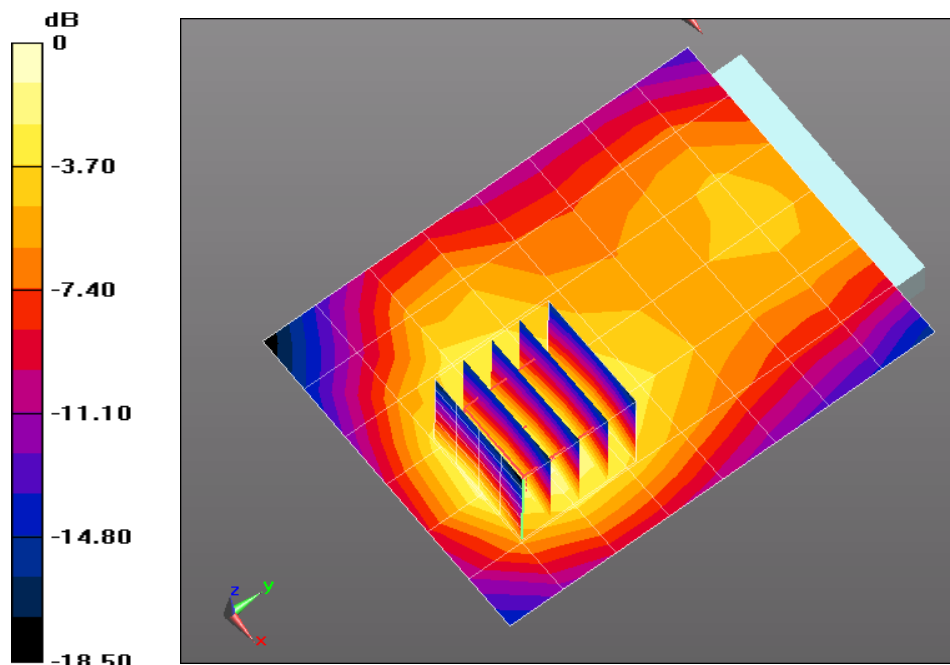
Measurement grid:  $dx=8$ mm,  $dy=8$ mm,  $dz=5$ mm

Reference Value = 24.905 V/m; Power Drift = -0.02 dB

Peak SAR (extrapolated) = 2.01 W/kg

**SAR(1 g) = 1.21 W/kg; SAR(10 g) = 0.702 W/kg**

Maximum value of SAR (measured) = 1.45 W/kg



0 dB = 1.49 W/kg = 1.74 dBW/kg

**Plot 284**

Date/Time: 3/27/2013 8:37:03 PM

Test Laboratory: Cetecom Inc., SAR 4 Lab

**DUT: RIM; Type: Phone; Serial: 0809-3929-7651**

Communication System: LTE (SC-FDMA, 1 RB, 20 MHz, QPSK); Frequency: 1745 MHz

Medium: MSL1750\_Batch 100824-2

Medium parameters used:  $f = 1745$  MHz;  $\sigma = 1.473$  mho/m;  $\epsilon_r = 51.267$ ;  $\rho = 1000$  kg/m<sup>3</sup>

Phantom section: Flat Section

Measurement Standard: DASY5 (IEEE/IEC/ANSI C63.19-2011)

Procedure Notes: Test Technician: John; Air Temperature: 22.1C; Medium Temperature: 22.8C;

Comments: ;

DASY Configuration:

- Probe: ES3DV3 - SN3261; ConvF(5.08, 5.08, 5.08); Calibrated: 8/17/2012;
- Sensor-Surface: 3mm (Mechanical Surface Detection (Locations From Previous Scan Used)), Sensor-Surface: 3mm (Mechanical Surface Detection),  $z = 2.0, 32.0$
- Electronics: DAE4 Sn1233; Calibrated: 11/6/2012
- Phantom: ELI 4.0; Type: QDOVA001BA; Serial: xxxx
- DASY52 52.8.1(838);

**Flat-Section 4/Back 10mm\_2nd battery\_1RB High\_BW 20MHz\_High Ch./Area Scan (7x9x1):**

Measurement grid:  $dx=15$ mm,  $dy=15$ mm

Maximum value of SAR (measured) = 1.50 W/kg

**Flat-Section 4/Back 10mm\_2nd battery\_1RB High\_BW 20MHz\_High Ch./Zoom Scan (5x5x7)/Cube**

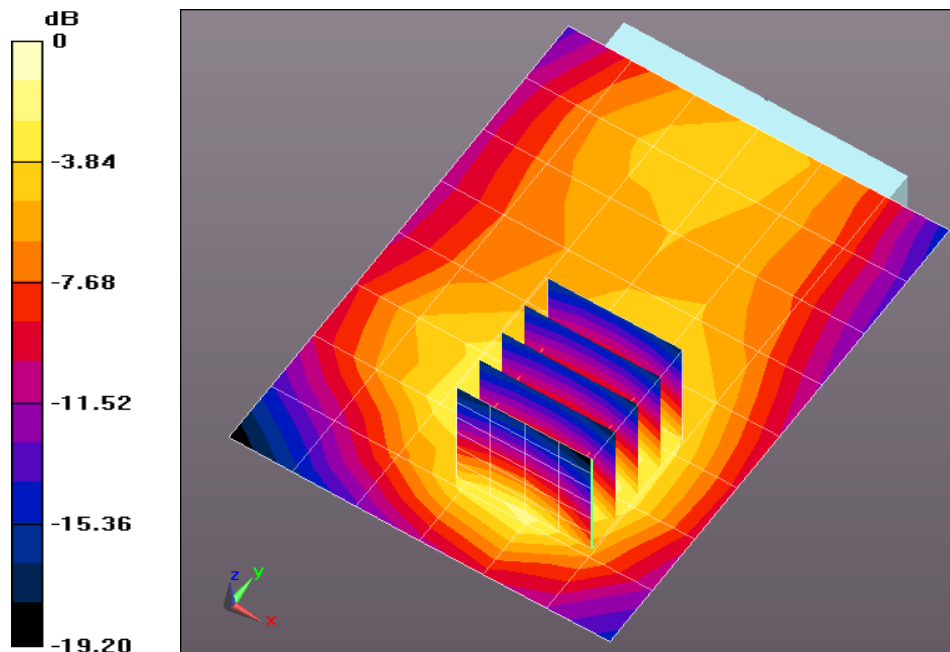
**0:** Measurement grid:  $dx=8$ mm,  $dy=8$ mm,  $dz=5$ mm

Reference Value = 26.566 V/m; Power Drift = 0.02 dB

Peak SAR (extrapolated) = 2.01 W/kg

**SAR(1 g) = 1.21 W/kg; SAR(10 g) = 0.706 W/kg**

Maximum value of SAR (measured) = 1.46 W/kg



0 dB = 1.50 W/kg = 1.75 dBW/kg

**Plot 285**

Date/Time: 3/26/2013 7:09:22 PM

Test Laboratory: Cetecom Inc., SAR 4 Lab

**DUT: RIM; Type: Phone; Serial: 0809-3929-7651**

Communication System: LTE (SC-FDMA, 50% RB, 20 MHz, QPSK); Frequency: 1732.5 MHz  
 Medium: MSL1750\_Batch 100824-2  
 Medium parameters used (interpolated):  $f = 1732.5$  MHz;  $\sigma = 1.519$  mho/m;  $\epsilon_r = 51.779$ ;  $\rho = 1000$  kg/m<sup>3</sup>  
 Phantom section: Flat Section  
 Measurement Standard: DASY5 (IEEE/IEC/ANSI C63.19-2007)  
 Procedure Notes: Test Technician: John; Air Temperature: 23.8C; Medium Temperature: 21C; Comments:  
 ;

DASY Configuration:

- Probe: ES3DV3 - SN3261; ConvF(5.08, 5.08, 5.08); Calibrated: 8/17/2012;
- Sensor-Surface: 3mm (Mechanical Surface Detection),  $z = 2.0, 32.0$
- Electronics: DAE4 Sn1233; Calibrated: 11/6/2012
- Phantom: ELI 4.0; Type: QDOVA001BA; Serial: xxxx
- DASY52 52.8.1(838);

**Flat-Section 3/Front 10mm\_50RB High\_BW 20MHz/Area Scan (7x10x1):** Measurement grid:

$dx=15$ mm,  $dy=15$ mm

Info: [Interpolated medium parameters used for SAR evaluation.](#)

Maximum value of SAR (measured) = 0.489 W/kg

**Flat-Section 3/Front 10mm\_50RB High\_BW 20MHz/Zoom Scan (6x6x7)/Cube 0:** Measurement grid:

$dx=8$ mm,  $dy=8$ mm,  $dz=5$ mm

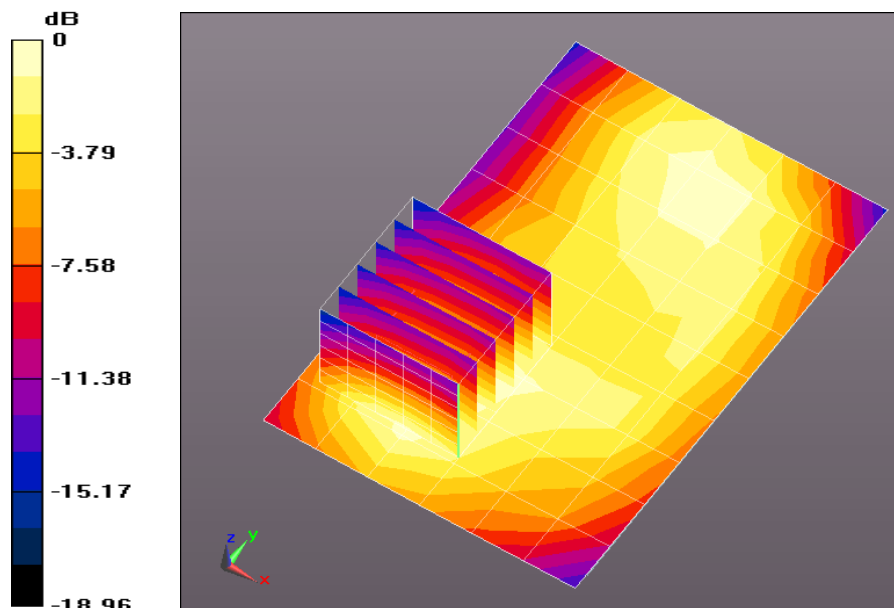
Reference Value = 19.370 V/m; Power Drift = -0.14 dB

Peak SAR (extrapolated) = 0.732 W/kg

**SAR(1 g) = 0.450 W/kg; SAR(10 g) = 0.278 W/kg**

Info: [Interpolated medium parameters used for SAR evaluation.](#)

Maximum value of SAR (measured) = 0.531 W/kg



0 dB = 0.531 W/kg = -2.75 dBW/kg

**Plot 286**

Date/Time: 3/25/2013 11:51:52 AM

Test Laboratory: Cetecom Inc., SAR 4 Lab

**DUT: RIM; Type: Phone; Serial: 0809-3929-7651**

Communication System: LTE (SC-FDMA, 50% RB, 20 MHz, QPSK); Frequency: 1732.5 MHz  
 Medium: MSL1750\_Batch 100824-2  
 Medium parameters used (interpolated):  $f = 1732.5$  MHz;  $\sigma = 1.499$  mho/m;  $\epsilon_r = 51.172$ ;  $\rho = 1000$  kg/m<sup>3</sup>  
 Phantom section: Flat Section  
 Measurement Standard: DASYS (IEEE/IEC/ANSI C63.19-2007)  
 Procedure Notes: Test Technician: John; Air Temperature: 22.2C; Medium Temperature: 21C; Comments:  
 ;

DASY Configuration:

- Probe: ES3DV3 - SN3261; ConvF(5.08, 5.08, 5.08); Calibrated: 8/17/2012;
- Sensor-Surface: 3mm (Mechanical Surface Detection),  $z = 2.0, 32.0$
- Electronics: DAE4 Sn1233; Calibrated: 11/6/2012
- Phantom: ELI 4.0; Type: QDOVA001BA; Serial: xxxx
- DASYS2 52.8.1(838);

**Flat-Section/Back 10mm\_50RB High\_BW 20MHz/Area Scan (7x10x1):** Measurement grid:  $dx=15$ mm,  $dy=15$ mm

[Info: Interpolated medium parameters used for SAR evaluation.](#)

Maximum value of SAR (measured) = 1.06 W/kg

**Flat-Section/Back 10mm\_50RB High\_BW 20MHz/Zoom Scan (5x5x7)/Cube 0:** Measurement grid:  $dx=8$ mm,  $dy=8$ mm,  $dz=5$ mm

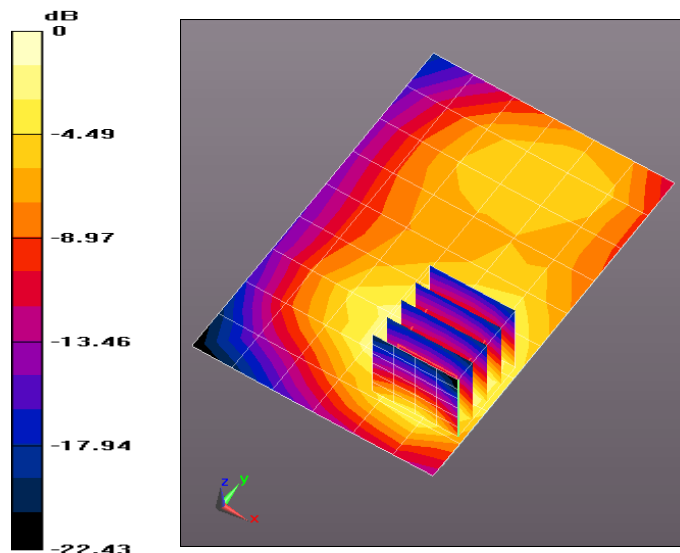
Reference Value = 23.322 V/m; Power Drift = 0.09 dB

Peak SAR (extrapolated) = 1.49 W/kg

**SAR(1 g) = 0.901 W/kg; SAR(10 g) = 0.537 W/kg**

[Info: Interpolated medium parameters used for SAR evaluation.](#)

Maximum value of SAR (measured) = 1.08 W/kg



0 dB = 1.06 W/kg = 0.25 dBW/kg



**Plot 287**

Date/Time: 3/26/2013 12:53:56 PM

Test Laboratory: Cetecom Inc. SAR 1 Lab

**DUT: RIM; Type: Phone; Serial: 0809-3929-7651**

Communication System: LTE (SC-FDMA, 50% RB, 20 MHz, QPSK); Frequency: 1732.5 MHz  
 Medium: MSL1750\_Batch 100824-2  
 Medium parameters used (interpolated):  $f = 1732.5$  MHz;  $\sigma = 1.519$  mho/m;  $\epsilon_r = 51.779$ ;  $\rho = 1000$  kg/m<sup>3</sup>  
 Phantom section: Flat Section  
 Measurement Standard: DASYS (IEEE/IEC/ANSI C63.19-2007)  
 Procedure Notes: Test Technician: Kathy; Air Temperature: 21C; Medium Temperature: 21.8C;  
 Comments: ;

DASY Configuration:

- Probe: ES3DV3 - SN3261; ConvF(5.08, 5.08, 5.08); Calibrated: 8/17/2012;
- Sensor-Surface: 3mm (Mechanical Surface Detection),  $z = 2.0, 32.0$
- Electronics: DAE4 Sn1233; Calibrated: 11/6/2012
- Phantom: ELI 4.0; Type: QDOVA001BA; Serial: xxxx
- DASYS2 52.8.3(988);

**Flat-Section 3/Bottom Edge 10mm\_50RB High\_BW 20MHz/Area Scan (5x6x1):** Measurement grid:  
 $dx=15$ mm,  $dy=15$ mm

[Info: Interpolated medium parameters used for SAR evaluation.](#)

Maximum value of SAR (measured) = 0.352 W/kg

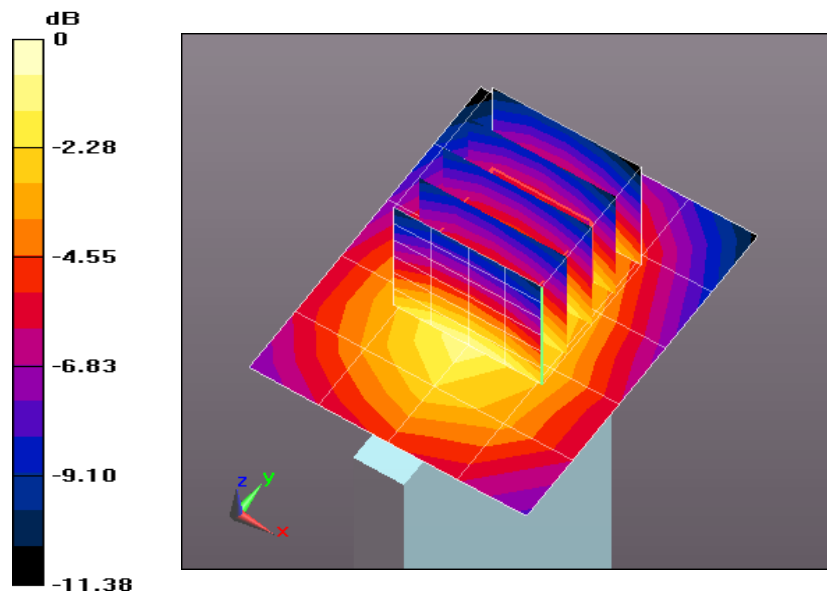
**Flat-Section 3/Bottom Edge 10mm\_50RB High\_BW 20MHz/Zoom Scan (5x5x7)/Cube 0:**

Measurement grid:  $dx=8$ mm,  $dy=8$ mm,  $dz=5$ mm  
 Reference Value = 14.518 V/m; Power Drift = -0.09 dB  
 Peak SAR (extrapolated) = 0.472 W/kg

**SAR(1 g) = 0.293 W/kg; SAR(10 g) = 0.174 W/kg**

[Info: Interpolated medium parameters used for SAR evaluation.](#)

Maximum value of SAR (measured) = 0.358 W/kg



0 dB = 0.352 W/kg = -4.53 dBW/kg

**Plot 288**

Date/Time: 3/26/2013 4:15:27 PM

Test Laboratory: Cetecom Inc., SAR 4 Lab

**DUT: RIM; Type: Phone; Serial: 0809-3929-7651**

Communication System: LTE (SC-FDMA, 50% RB, 20 MHz, QPSK); Frequency: 1732.5 MHz  
 Medium: MSL1750\_Batch 100824-2  
 Medium parameters used (interpolated):  $f = 1732.5$  MHz;  $\sigma = 1.519$  mho/m;  $\epsilon_r = 51.779$ ;  $\rho = 1000$  kg/m<sup>3</sup>  
 Phantom section: Flat Section  
 Measurement Standard: DASYS (IEEE/IEC/ANSI C63.19-2007)  
 Procedure Notes: Test Technician: Kathy; Air Temperature: 21.9C; Medium Temperature: 21C;  
 Comments: ;

DASY Configuration:

- Probe: ES3DV3 - SN3261; ConvF(5.08, 5.08, 5.08); Calibrated: 8/17/2012;
- Sensor-Surface: 3mm (Mechanical Surface Detection),  $z = 2.0, 32.0$
- Electronics: DAE4 Sn1233; Calibrated: 11/6/2012
- Phantom: ELI 4.0; Type: QDOVA001BA; Serial: xxxx
- DASYS2 52.8.1(838);

**Flat-Section 3/Left Edge 10mm\_50RB High\_BW 20MHz/Area Scan (5x9x1):** Measurement grid:  $dx=15$ mm,  $dy=15$ mm

Info: [Interpolated medium parameters used for SAR evaluation.](#)

Maximum value of SAR (measured) = 0.372 W/kg

**Flat-Section 3/Left Edge 10mm\_50RB High\_BW 20MHz/Zoom Scan (5x5x7)/Cube 0:** Measurement grid:  $dx=8$ mm,  $dy=8$ mm,  $dz=5$ mm

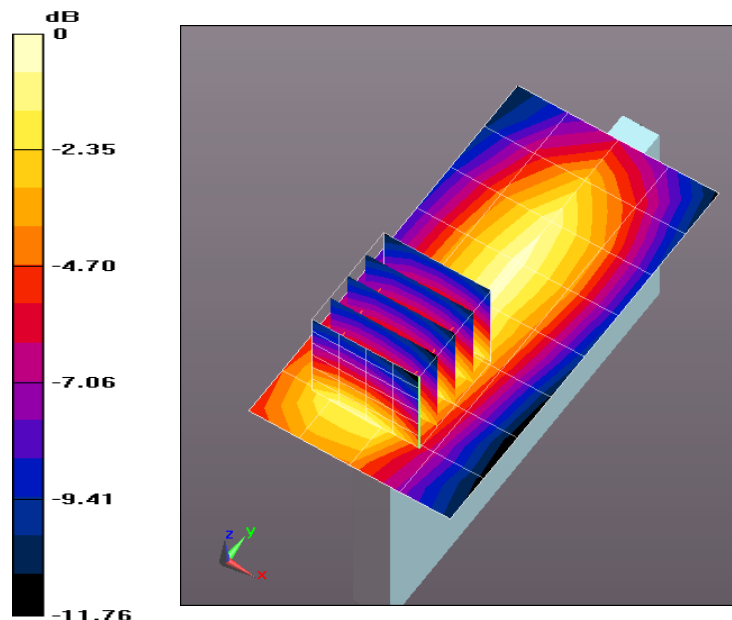
Reference Value = 15.715 V/m; Power Drift = 0.03 dB

Peak SAR (extrapolated) = 0.541 W/kg

**SAR(1 g) = 0.326 W/kg; SAR(10 g) = 0.191 W/kg**

Info: [Interpolated medium parameters used for SAR evaluation.](#)

Maximum value of SAR (measured) = 0.397 W/kg



0 dB = 0.372 W/kg = -4.30 dBW/kg

### Plot 289

Date/Time: 3/26/2013 4:15:27 PM

Test Laboratory: Cetecom Inc., SAR 4 Lab

**DUT: RIM; Type: Phone; Serial: 0809-3929-7651**

Communication System: LTE (SC-FDMA, 50% RB, 20 MHz, QPSK); Frequency: 1732.5 MHz  
Medium: MSL1750\_Batch 100824-2  
Medium parameters used (interpolated):  $f = 1732.5$  MHz;  $\sigma = 1.519$  mho/m;  $\epsilon_r = 51.779$ ;  $\rho = 1000$  kg/m<sup>3</sup>  
Phantom section: Flat Section  
Measurement Standard: DASY5 (IEEE/IEC/ANSI C63.19-2007)  
Procedure Notes: Test Technician: Kathy; Air Temperature: 21.9C; Medium Temperature: 21C;  
Comments: ;

DASY Configuration:

- Probe: ES3DV3 - SN3261; ConvF(5.08, 5.08, 5.08); Calibrated: 8/17/2012;
- Sensor-Surface: 3mm (Mechanical Surface Detection),  $z = 2.0, 32.0$
- Electronics: DAE4 Sn1233; Calibrated: 11/6/2012
- Phantom: ELI 4.0; Type: QDOVA001BA; Serial: xxxx
- DASY52 52.8.1(838);

**Flat-Section 3/Left Edge 10mm\_50RB High\_BW 20MHz/Area Scan (5x9x1):** Measurement grid:  
 $dx=15$ mm,  $dy=15$ mm

[Info: Interpolated medium parameters used for SAR evaluation.](#)

Maximum value of SAR (measured) = 0.372 W/kg

**Flat-Section 3/Left Edge 10mm\_50RB High\_BW 20MHz/Zoom Scan (5x5x7)/Cube 0:** Measurement grid:  
 $dx=8$ mm,  $dy=8$ mm,  $dz=5$ mm

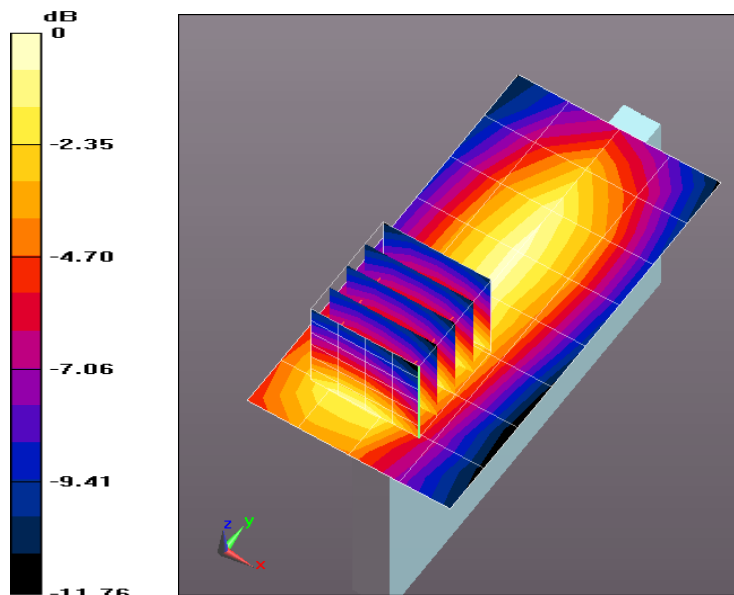
Reference Value = 15.715 V/m; Power Drift = 0.03 dB

Peak SAR (extrapolated) = 0.541 W/kg

**SAR(1 g) = 0.326 W/kg; SAR(10 g) = 0.191 W/kg**

[Info: Interpolated medium parameters used for SAR evaluation.](#)

Maximum value of SAR (measured) = 0.397 W/kg



0 dB = 0.372 W/kg = -4.30 dBW/kg

**Plot 290**

Date/Time: 3/26/2013 11:08:52 PM

Test Laboratory: Cetecom Inc., SAR 4 Lab

**DUT: RIM; Type: Phone; Serial: 0809-3929-7651**

Communication System: LTE (SC-FDMA, 50% RB, 20 MHz, QPSK); Frequency: 1720 MHz

Medium: MSL1750\_Batch 100824-2

Medium parameters used:  $f = 1720$  MHz;  $\sigma = 1.508$  mho/m;  $\epsilon_r = 51.825$ ;  $\rho = 1000$  kg/m<sup>3</sup>

Phantom section: Flat Section

Measurement Standard: DASY5 (IEEE/IEC/ANSI C63.19-2007)

Procedure Notes: Test Technician: John; Air Temperature: 22.2C; Medium Temperature: 21C; Comments:

;

DASY Configuration:

- Probe: ES3DV3 - SN3261; ConvF(5.08, 5.08, 5.08); Calibrated: 8/17/2012;
- Sensor-Surface: 3mm (Mechanical Surface Detection),  $z = 2.0, 32.0$
- Electronics: DAE4 Sn1233; Calibrated: 11/6/2012
- Phantom: ELI 4.0; Type: QDOVA001BA; Serial: xxxx
- DASY52 52.8.1(838);

**Flat-Section 3/Back 10mm\_50RB High\_BW 20MHz Low Ch./Area Scan (7x10x1):** Measurement grid:

$dx=15$ mm,  $dy=15$ mm

Maximum value of SAR (measured) = 1.22 W/kg

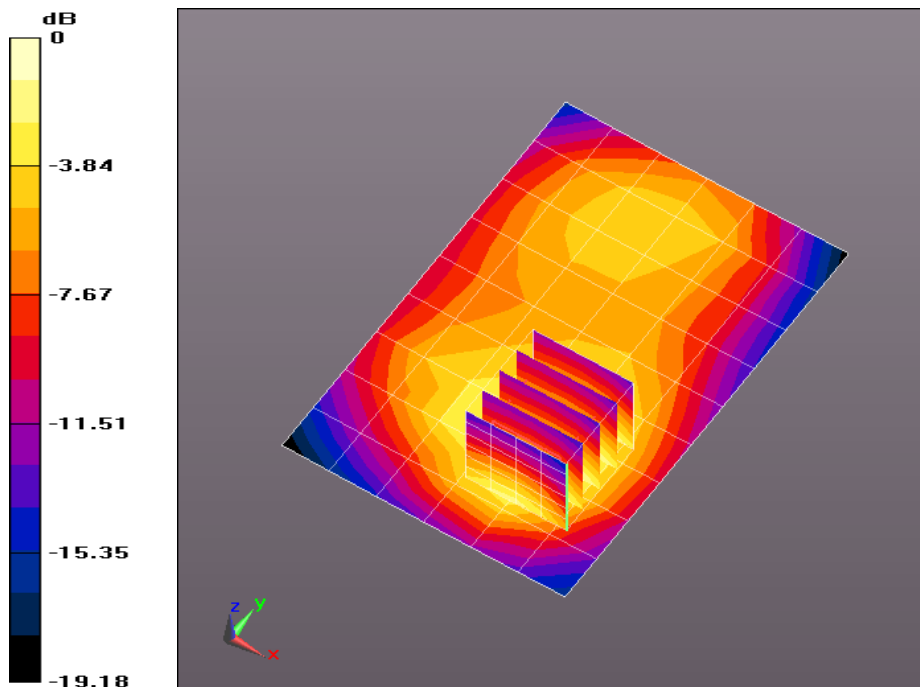
**Flat-Section 3/Back 10mm\_50RB High\_BW 20MHz Low Ch./Zoom Scan (5x5x7)/Cube 0:**

Measurement grid:  $dx=8$ mm,  $dy=8$ mm,  $dz=5$ mm

Reference Value = 22.439 V/m; Power Drift = -0.03 dB

Peak SAR (extrapolated) = 2.09 W/kg

**SAR(1 g) = 1.14 W/kg; SAR(10 g) = 0.620 W/kg**



0 dB = 1.22 W/kg = 0.85 dBW/kg

**Plot 291**

Date/Time: 3/26/2013 11:30:11 PM

Test Laboratory: Cetecom Inc., SAR 4 Lab

**DUT: RIM; Type: Phone; Serial: 0809-3929-7651**

Communication System: LTE (SC-FDMA, 50% RB, 20 MHz, QPSK); Frequency: 1745 MHz

Medium: MSL1750\_Batch 100824-2

Medium parameters used:  $f = 1745$  MHz;  $\sigma = 1.533$  mho/m;  $\epsilon_r = 51.725$ ;  $\rho = 1000$  kg/m<sup>3</sup>

Phantom section: Flat Section

Measurement Standard: DASYS (IEEE/IEC/ANSI C63.19-2007)

Procedure Notes: Test Technician: John; Air Temperature: 22.2C; Medium Temperature: 21C; Comments:

;

DASY Configuration:

- Probe: ES3DV3 - SN3261; ConvF(5.08, 5.08, 5.08); Calibrated: 8/17/2012;
- Sensor-Surface: 3mm (Mechanical Surface Detection (Locations From Previous Scan Used)), Sensor-Surface: 3mm (Mechanical Surface Detection),  $z = 2.0, 32.0$
- Electronics: DAE4 Sn1233; Calibrated: 11/6/2012
- Phantom: ELI 4.0; Type: QDOVA001BA; Serial: xxxx
- DASYS2 52.8.1(838);

**Flat-Section 3/Back 10mm\_50RB High\_BW 20MHz High Ch./Area Scan (7x10x1):** Measurement grid:

$dx=15$ mm,  $dy=15$ mm

Maximum value of SAR (measured) = 1.24 W/kg

**Flat-Section 3/Back 10mm\_50RB High\_BW 20MHz High Ch./Zoom Scan (5x5x7)/Cube 0:**

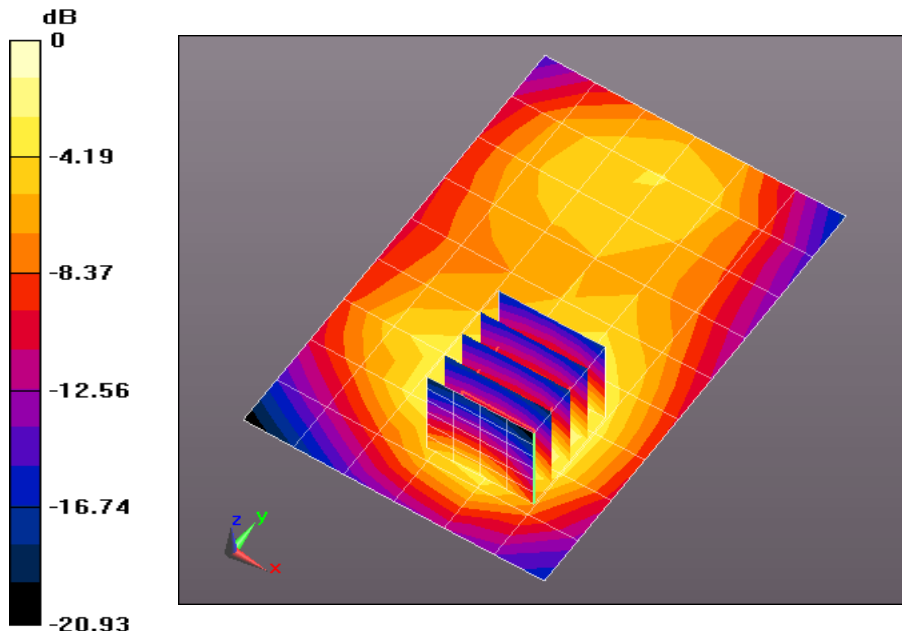
Measurement grid:  $dx=8$ mm,  $dy=8$ mm,  $dz=5$ mm

Reference Value = 22.978 V/m; Power Drift = 0.01 dB

Peak SAR (extrapolated) = 1.78 W/kg

**SAR(1 g) = 1.06 W/kg; SAR(10 g) = 0.614 W/kg**

Maximum value of SAR (measured) = 1.29 W/kg



0 dB = 1.24 W/kg = 0.94 dBW/kg

**Plot 292**

Date/Time: 3/27/2013 4:50:59 PM

Test Laboratory: Cetecom Inc., SAR 4 Lab

**DUT: RIM; Type: Phone; Serial: 0809-3929-7651**

Communication System: LTE (SC-FDMA, 50% RB, 20 MHz, QPSK); Frequency: 1720 MHz

Medium: MSL1750\_Batch 100824-2

Medium parameters used:  $f = 1720$  MHz;  $\sigma = 1.45$  mho/m;  $\epsilon_r = 51.363$ ;  $\rho = 1000$  kg/m<sup>3</sup>

Phantom section: Flat Section

Measurement Standard: DASYS (IEEE/IEC/ANSI C63.19-2011)

Procedure Notes: Test Technician: Kathy; Air Temperature: 21.8C; Medium Temperature: 22.8C;

Comments: ;

DASY Configuration:

- Probe: ES3DV3 - SN3261; ConvF(5.08, 5.08, 5.08); Calibrated: 8/17/2012;
- Sensor-Surface: 3mm (Mechanical Surface Detection),  $z = 2.0, 32.0$
- Electronics: DAE4 Sn1233; Calibrated: 11/6/2012
- Phantom: ELI 4.0; Type: QDOVA001BA; Serial: xxxx
- DASYS2 52.8.1(838);

**Flat-Section 4/Back 10mm\_Headset\_50RB High\_BW 20MHz\_Low Ch./Area Scan (7x9x1):**

Measurement grid:  $dx=15$ mm,  $dy=15$ mm

Maximum value of SAR (measured) = 1.18 W/kg

**Flat-Section 4/Back 10mm\_Headset\_50RB High\_BW 20MHz\_Low Ch./Zoom Scan (5x5x7)/Cube 0:**

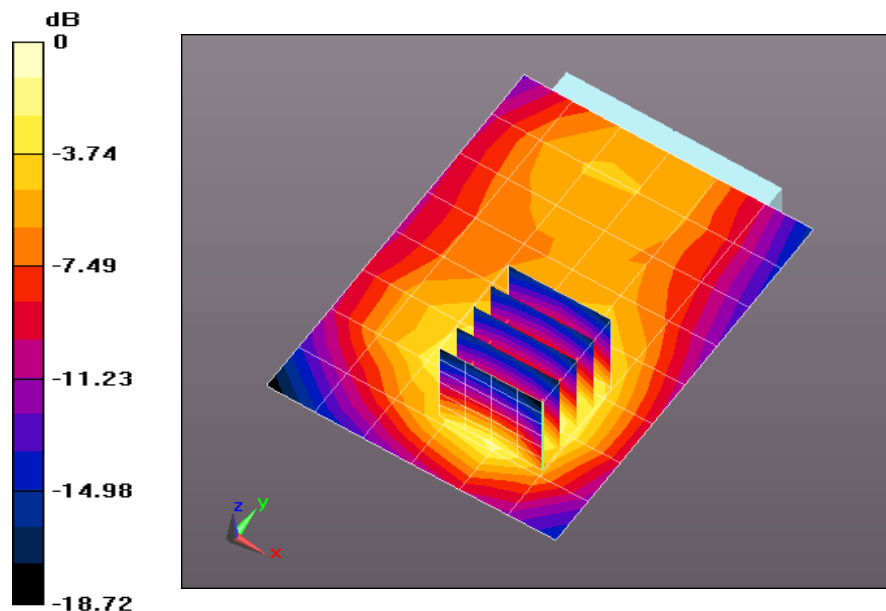
Measurement grid:  $dx=8$ mm,  $dy=8$ mm,  $dz=5$ mm

Reference Value = 22.817 V/m; Power Drift = -0.03 dB

Peak SAR (extrapolated) = 1.51 W/kg

**SAR(1 g) = 0.931 W/kg; SAR(10 g) = 0.550 W/kg**

Maximum value of SAR (measured) = 1.10 W/kg



0 dB = 1.18 W/kg = 0.72 dBW/kg

**Plot 293**

Date/Time: 3/27/2013 6:06:14 PM

Test Laboratory: Cetecom Inc., SAR 4 Lab

**DUT: RIM; Type: Phone; Serial: 0809-3929-7651**

Communication System: LTE (SC-FDMA, 50% RB, 20 MHz, QPSK); Frequency: 1720 MHz

Medium: MSL1750\_Batch 100824-2

Medium parameters used:  $f = 1720$  MHz;  $\sigma = 1.45$  mho/m;  $\epsilon_r = 51.363$ ;  $\rho = 1000$  kg/m<sup>3</sup>

Phantom section: Flat Section

Measurement Standard: DASYS (IEEE/IEC/ANSI C63.19-2011)

Procedure Notes: Test Technician: John; Air Temperature: 21.1C; Medium Temperature: 22.8C;

Comments: ;

DASY Configuration:

- Probe: ES3DV3 - SN3261; ConvF(5.08, 5.08, 5.08); Calibrated: 8/17/2012;
- Sensor-Surface: 3mm (Mechanical Surface Detection (Locations From Previous Scan Used)), Sensor-Surface: 3mm (Mechanical Surface Detection),  $z = 2.0, 32.0$
- Electronics: DAE4 Sn1233; Calibrated: 11/6/2012
- Phantom: ELI 4.0; Type: QDOVA001BA; Serial: xxxx
- DASYS2 52.8.1(838);

**Flat-Section 4/Back 10mm\_2nd battery\_50RB High\_BW 20MHz\_Low Ch./Area Scan (7x9x1):**

Measurement grid:  $dx=15$ mm,  $dy=15$ mm

Maximum value of SAR (measured) = 1.18 W/kg

**Flat-Section 4/Back 10mm\_2nd battery\_50RB High\_BW 20MHz\_Low Ch./Zoom Scan (5x5x7)/Cube**

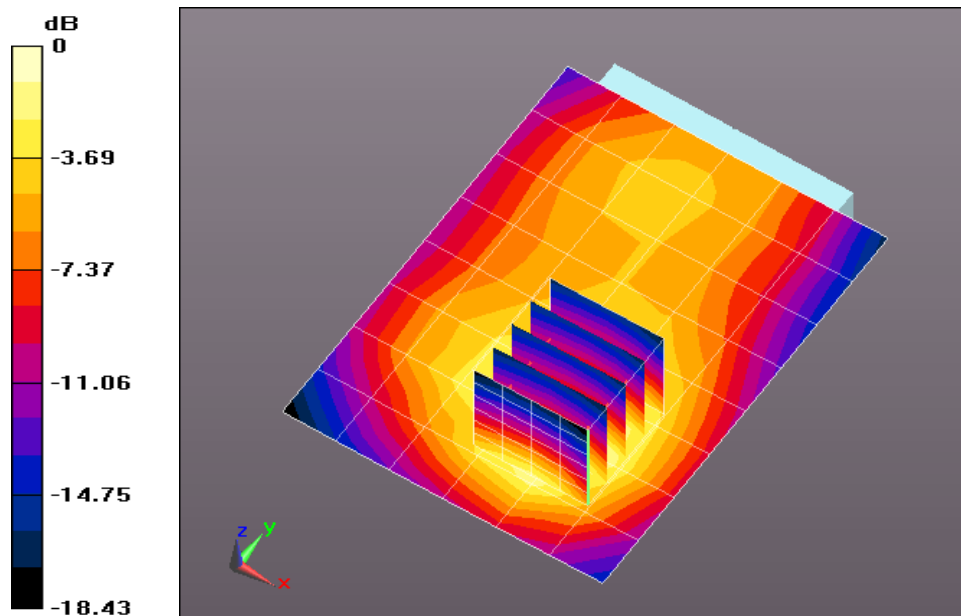
0: Measurement grid:  $dx=8$ mm,  $dy=8$ mm,  $dz=5$ mm

Reference Value = 23.597 V/m; Power Drift = -0.01 dB

Peak SAR (extrapolated) = 1.58 W/kg

**SAR(1 g) = 0.966 W/kg; SAR(10 g) = 0.570 W/kg**

Maximum value of SAR (measured) = 1.15 W/kg



0 dB = 1.18 W/kg = 0.73 dBW/kg

**Plot 294**

Date/Time: 3/26/2013 5:37:21 PM

Test Laboratory: Cetecom Inc., SAR 4 Lab

**DUT: RIM; Type: Phone; Serial: 0809-3929-7651**

Communication System: LTE-FDD (SC-FDMA, 100% RB, 20 MHz, QPSK); Frequency: 1732.5 MHz  
 Medium: MSL1750\_Batch 100824-2  
 Medium parameters used (interpolated):  $f = 1732.5$  MHz;  $\sigma = 1.519$  mho/m;  $\epsilon_r = 51.779$ ;  $\rho = 1000$  kg/m<sup>3</sup>  
 Phantom section: Flat Section  
 Measurement Standard: DASY5 (IEEE/IEC/ANSI C63.19-2007)  
 Procedure Notes: Test Technician: John; Air Temperature: 22C; Medium Temperature: 21C; Comments: ;

DASY Configuration:

- Probe: ES3DV3 - SN3261; ConvF(5.08, 5.08, 5.08); Calibrated: 8/17/2012;
- Sensor-Surface: 3mm (Mechanical Surface Detection),  $z = 2.0, 32.0$
- Electronics: DAE4 Sn1233; Calibrated: 11/6/2012
- Phantom: ELI 4.0; Type: QDOVA001BA; Serial: xxxx
- DASY52 52.8.1(838);

**Flat-Section 3/Front 10mm\_100RB High\_BW 20MHz/Area Scan (7x10x1):** Measurement grid:

$dx=15$ mm,  $dy=15$ mm

Info: [Interpolated medium parameters used for SAR evaluation.](#)

Maximum value of SAR (measured) = 0.688 W/kg

**Flat-Section 3/Front 10mm\_100RB High\_BW 20MHz/Zoom Scan (6x7x7)/Cube 0:** Measurement grid:

$dx=8$ mm,  $dy=8$ mm,  $dz=5$ mm

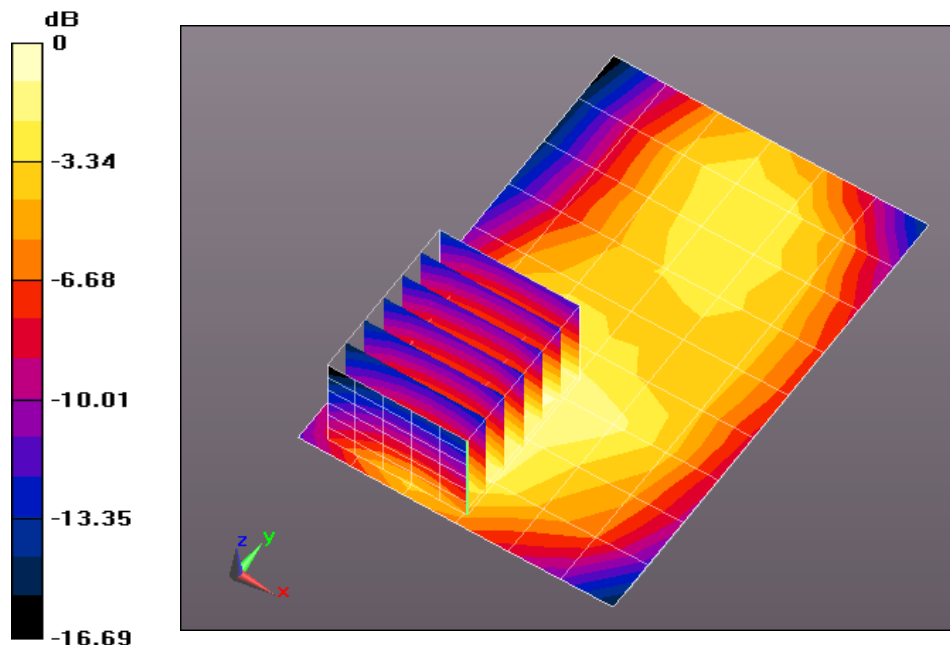
Reference Value = 23.603 V/m; Power Drift = -0.04 dB

Peak SAR (extrapolated) = 0.754 W/kg

**SAR(1 g) = 0.472 W/kg; SAR(10 g) = 0.294 W/kg**

Info: [Interpolated medium parameters used for SAR evaluation.](#)

Maximum value of SAR (measured) = 0.565 W/kg



0 dB = 0.688 W/kg = -1.62 dBW/kg



**Plot 295**

Date/Time: 3/26/2013 6:40:36 PM

Test Laboratory: Cetecom Inc., SAR 4 Lab

**DUT: RIM; Type: Phone; Serial: 0809-3929-7651**

Communication System: LTE-FDD (SC-FDMA, 100% RB, 20 MHz, QPSK); Frequency: 1732.5 MHz

Medium: MSL1750\_Batch 100824-2

Medium parameters used (interpolated):  $f = 1732.5$  MHz;  $\sigma = 1.519$  mho/m;  $\epsilon_r = 51.779$ ;  $\rho = 1000$  kg/m<sup>3</sup>

Phantom section: Flat Section

Measurement Standard: DASYS (IEEE/IEC/ANSI C63.19-2007)

Procedure Notes: Test Technician: John; Air Temperature: 23C; Medium Temperature: 21C; Comments: ;

DASY Configuration:

- Probe: ES3DV3 - SN3261; ConvF(5.08, 5.08, 5.08); Calibrated: 8/17/2012;
- Sensor-Surface: 3mm (Mechanical Surface Detection),  $z = 2.0, 32.0$
- Electronics: DAE4 Sn1233; Calibrated: 11/6/2012
- Phantom: ELI 4.0; Type: QDOVA001BA; Serial: xxxx
- DASY52 52.8.1(838);

**Flat-Section 3/Back 10mm\_100RB High\_BW 20MHz/Area Scan (7x10x1):** Measurement grid:

$dx=15$ mm,  $dy=15$ mm

Info: [Interpolated medium parameters used for SAR evaluation.](#)

Maximum value of SAR (measured) = 1.07 W/kg

**Flat-Section 3/Back 10mm\_100RB High\_BW 20MHz/Zoom Scan (7x6x7)/Cube 0:** Measurement grid:

$dx=8$ mm,  $dy=8$ mm,  $dz=5$ mm

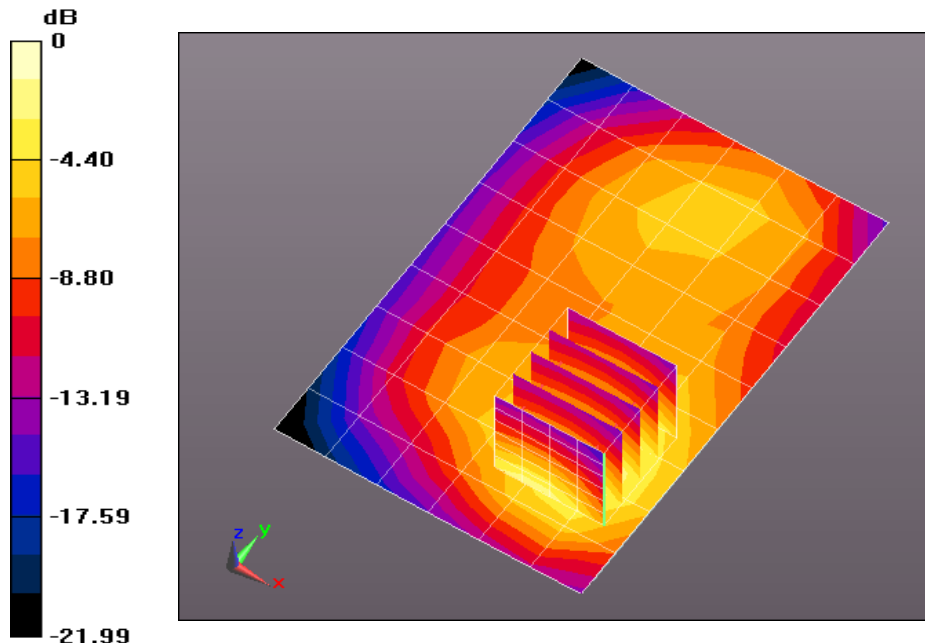
Reference Value = 20.257 V/m; Power Drift = -0.10 dB

Peak SAR (extrapolated) = 1.83 W/kg

**SAR(1 g) = 0.787 W/kg; SAR(10 g) = 0.338 W/kg**

Info: [Interpolated medium parameters used for SAR evaluation.](#)

Maximum value of SAR (measured) = 0.888 W/kg



0 dB = 0.888 W/kg = -0.52 dBW/kg

**Plot 296**

Date/Time: 3/26/2013 2:33:04 PM

Test Laboratory: Cetecom Inc., SAR 4 Lab

**DUT: RIM; Type: Phone; Serial: 0809-3929-7651**

Communication System: LTE-FDD (SC-FDMA, 100% RB, 20 MHz, QPSK); Frequency: 1732.5 MHz  
 Medium: MSL1750\_Batch 100824-2  
 Medium parameters used (interpolated):  $f = 1732.5$  MHz;  $\sigma = 1.519$  mho/m;  $\epsilon_r = 51.779$ ;  $\rho = 1000$  kg/m<sup>3</sup>  
 Phantom section: Flat Section  
 Measurement Standard: DASYS (IEEE/IEC/ANSI C63.19-2007)  
 Procedure Notes: Test Technician: Kathy; Air Temperature: 22.2C; Medium Temperature: 21.8C;  
 Comments: ;

DASY Configuration:

- Probe: ES3DV3 - SN3261; ConvF(5.08, 5.08, 5.08); Calibrated: 8/17/2012;
- Sensor-Surface: 3mm (Mechanical Surface Detection),  $z = 2.0, 32.0$
- Electronics: DAE4 Sn1233; Calibrated: 11/6/2012
- Phantom: ELI 4.0; Type: QDOVA001BA; Serial: xxxx
- DASYS2 52.8.1(838);

**Flat-Section 3/Bottom Edge 10mm\_100RB High\_BW 20MHz/Area Scan (5x6x1):** Measurement grid:  
 $dx=15$ mm,  $dy=15$ mm

Info: [Interpolated medium parameters used for SAR evaluation.](#)

Maximum value of SAR (measured) = 0.339 W/kg

**Flat-Section 3/Bottom Edge 10mm\_100RB High\_BW 20MHz/Zoom Scan (5x5x7)/Cube 0:**

Measurement grid:  $dx=8$ mm,  $dy=8$ mm,  $dz=5$ mm

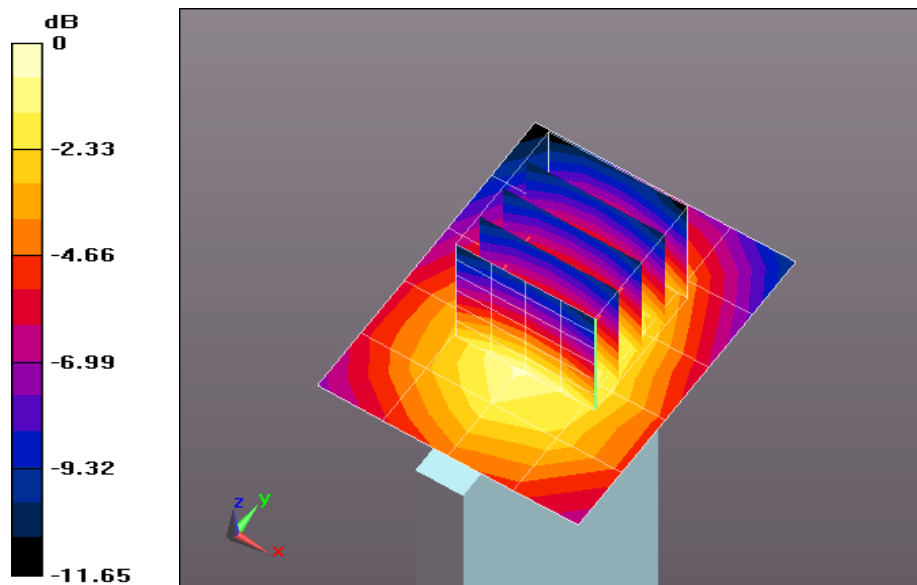
Reference Value = 15.031 V/m; Power Drift = -0.07 dB

Peak SAR (extrapolated) = 0.472 W/kg

**SAR(1 g) = 0.304 W/kg; SAR(10 g) = 0.185 W/kg**

Info: [Interpolated medium parameters used for SAR evaluation.](#)

Maximum value of SAR (measured) = 0.363 W/kg



0 dB = 0.339 W/kg = -4.69 dBW/kg

**Plot 297**

Date/Time: 3/26/2013 3:50:28 PM

Test Laboratory: Cetecom Inc., SAR 4 Lab

**DUT: RIM; Type: Phone; Serial: 0809-3929-7651**

Communication System: LTE-FDD (SC-FDMA, 100% RB, 20 MHz, QPSK); Frequency: 1732.5 MHz  
 Medium: MSL1750\_Batch 100824-2  
 Medium parameters used (interpolated):  $f = 1732.5$  MHz;  $\sigma = 1.519$  mho/m;  $\epsilon_r = 51.779$ ;  $\rho = 1000$  kg/m<sup>3</sup>  
 Phantom section: Flat Section  
 Measurement Standard: DASYS (IEEE/IEC/ANSI C63.19-2007)  
 Procedure Notes: Test Technician: Kathy; Air Temperature: 22C; Medium Temperature: 21C; Comments: ;

DASY Configuration:

- Probe: ES3DV3 - SN3261; ConvF(5.08, 5.08, 5.08); Calibrated: 8/17/2012;
- Sensor-Surface: 3mm (Mechanical Surface Detection), z = 2.0, 32.0
- Electronics: DAE4 Sn1233; Calibrated: 11/6/2012
- Phantom: ELI 4.0; Type: QDOVA001BA; Serial: xxxx
- DASYS2 52.8.1(838);

**Flat-Section 3/Left Edge 10mm\_100RB High\_BW 20MHz/Area Scan (5x9x1):** Measurement grid:

dx=15mm, dy=15mm

Info: [Interpolated medium parameters used for SAR evaluation.](#)

Maximum value of SAR (measured) = 0.378 W/kg

**Flat-Section 3/Left Edge 10mm\_100RB High\_BW 20MHz/Zoom Scan (5x5x7)/Cube 0:** Measurement

grid: dx=8mm, dy=8mm, dz=5mm

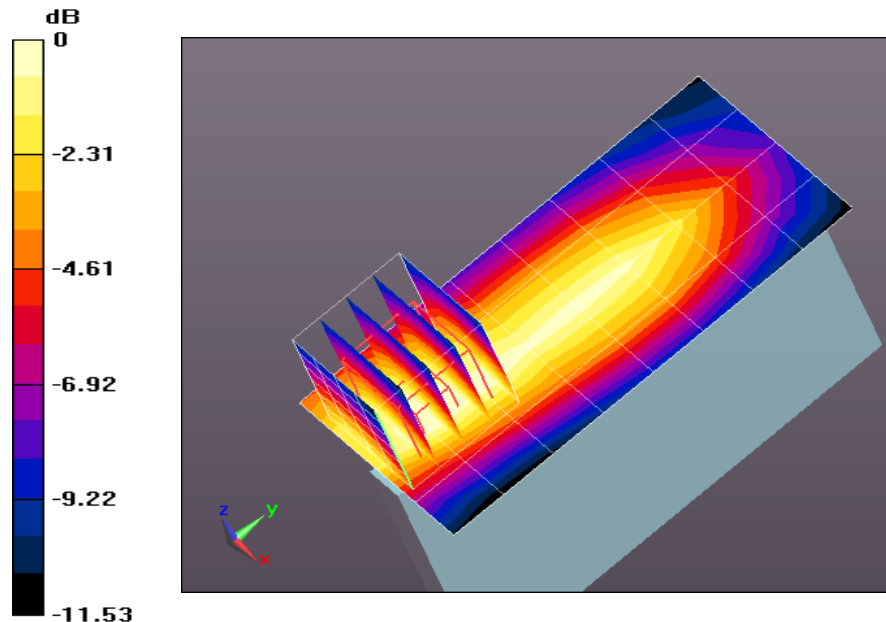
Reference Value = 15.976 V/m; Power Drift = -0.09 dB

Peak SAR (extrapolated) = 0.556 W/kg

**SAR(1 g) = 0.341 W/kg; SAR(10 g) = 0.201 W/kg**

Info: [Interpolated medium parameters used for SAR evaluation.](#)

Maximum value of SAR (measured) = 0.414 W/kg



0 dB = 0.378 W/kg = -4.23 dBW/kg

**Plot 298**

Date/Time: 3/26/2013 2:14:30 PM

Test Laboratory: Cetecom Inc., SAR 4 Lab

**DUT: RIM; Type: Phone; Serial: 0809-3929-7651**

Communication System: LTE-FDD (SC-FDMA, 100% RB, 20 MHz, QPSK); Frequency: 1732.5 MHz  
 Medium: MSL1750\_Batch 100824-2  
 Medium parameters used (interpolated):  $f = 1732.5$  MHz;  $\sigma = 1.519$  mho/m;  $\epsilon_r = 51.779$ ;  $\rho = 1000$  kg/m<sup>3</sup>  
 Phantom section: Flat Section  
 Measurement Standard: DASYS (IEEE/IEC/ANSI C63.19-2007)  
 Procedure Notes: Test Technician: Kathy; Air Temperature: 21.2C; Medium Temperature: 21.8C;  
 Comments: ;

DASY Configuration:

- Probe: ES3DV3 - SN3261; ConvF(5.08, 5.08, 5.08); Calibrated: 8/17/2012;
- Sensor-Surface: 3mm (Mechanical Surface Detection),  $z = 2.0, 32.0$
- Electronics: DAE4 Sn1233; Calibrated: 11/6/2012
- Phantom: ELI 4.0; Type: QDOVA001BA; Serial: xxxx
- DASYS2 52.8.1(838);

**Flat-Section 3/Right Edge 10mm\_100RB High\_BW 20MHz/Area Scan (5x9x1):** Measurement grid:  $dx=15$ mm,  $dy=15$ mm

Info: [Interpolated medium parameters used for SAR evaluation.](#)

Maximum value of SAR (measured) = 0.224 W/kg

**Flat-Section 3/Right Edge 10mm\_100RB High\_BW 20MHz/Zoom Scan (5x5x7)/Cube 0:** Measurement grid:  $dx=8$ mm,  $dy=8$ mm,  $dz=5$ mm

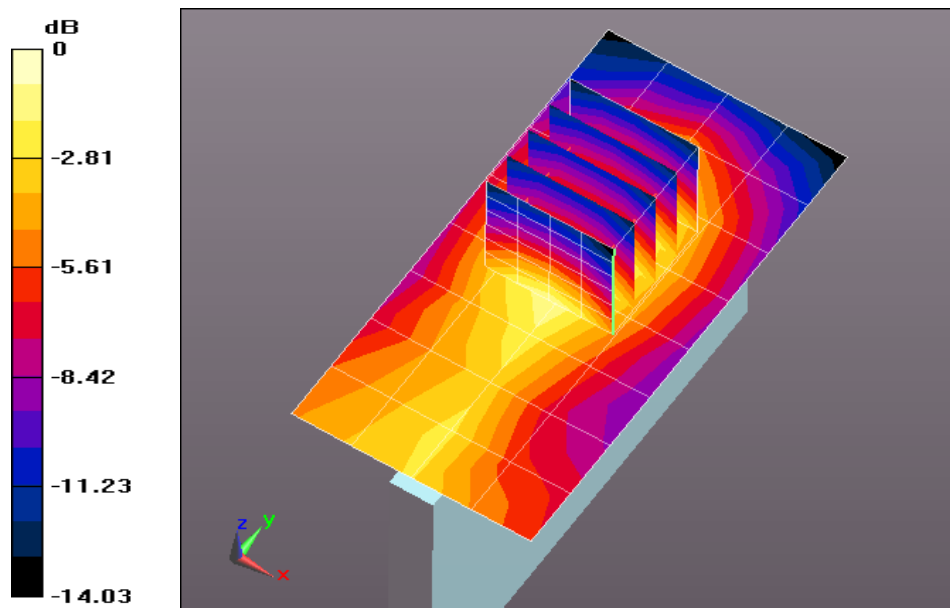
Reference Value = 11.787 V/m; Power Drift = -0.10 dB

Peak SAR (extrapolated) = 0.295 W/kg

**SAR(1 g) = 0.185 W/kg; SAR(10 g) = 0.113 W/kg**

Info: [Interpolated medium parameters used for SAR evaluation.](#)

Maximum value of SAR (measured) = 0.222 W/kg



0 dB = 0.224 W/kg = -6.50 dBW/kg

**Plot 299**

Date/Time: 3/27/2013 10:03:05 AM

Test Laboratory: Cetecom Inc., SAR 4 Lab

**DUT: RIM; Type: Phone; Serial: 0809-3929-7651**

Communication System: LTE-FDD (SC-FDMA, 100% RB, 20 MHz, QPSK); Frequency: 1710 MHz

Medium: MSL1750\_Batch 100824-2

Medium parameters used:  $f = 1710$  MHz;  $\sigma = 1.497$  mho/m;  $\epsilon_r = 51.856$ ;  $\rho = 1000$  kg/m<sup>3</sup>

Phantom section: Flat Section

Measurement Standard: DASYS (IEEE/IEC/ANSI C63.19-2007)

Procedure Notes: Test Technician: Kathy; Air Temperature: 22.7C; Medium Temperature: 21C;

Comments: ;

## DASY Configuration:

- Probe: ES3DV3 - SN3261; ConvF(5.08, 5.08, 5.08); Calibrated: 8/17/2012;
- Sensor-Surface: 3mm (Mechanical Surface Detection),  $z = 2.0, 32.0$
- Electronics: DAE4 Sn1233; Calibrated: 11/6/2012
- Phantom: ELI 4.0; Type: QDOVA001BA; Serial: xxxx
- DASYS 52.8.1(838);

**Flat-Section 3/Back 10mm\_100RB High\_BW 20MHz\_Low Ch./Area Scan (7x10x1):** Measurement grid:  $dx=15$ mm,  $dy=15$ mm

Maximum value of SAR (measured) = 1.08 W/kg

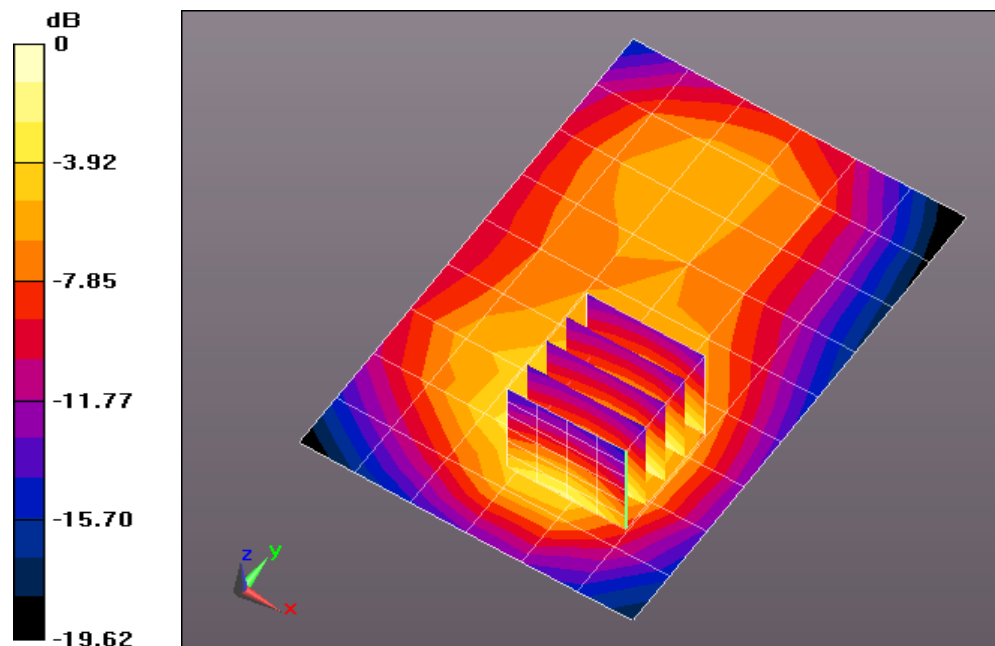
**Flat-Section 3/Back 10mm\_100RB High\_BW 20MHz\_Low Ch./Zoom Scan (7x9x7)/Cube 0:**Measurement grid:  $dx=8$ mm,  $dy=8$ mm,  $dz=5$ mm

Reference Value = 23.809 V/m; Power Drift = 0.02 dB

Peak SAR (extrapolated) = 1.62 W/kg

**SAR(1 g) = 0.868 W/kg; SAR(10 g) = 0.555 W/kg**

Maximum value of SAR (measured) = 0.904 W/kg



0 dB = 1.08 W/kg = 0.35 dBW/kg

**Plot 300**

Date/Time: 3/27/2013 9:44:31 AM

Test Laboratory: Cetecom Inc., SAR 4 Lab

**DUT: RIM; Type: Phone; Serial: 0809-3929-7651**

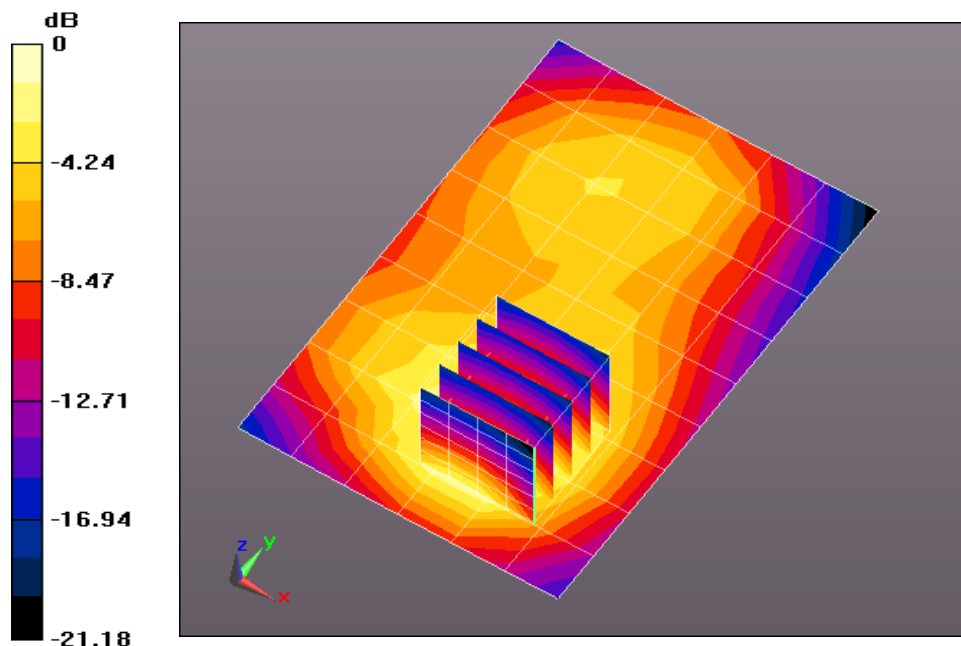
Communication System: LTE-FDD (SC-FDMA, 100% RB, 20 MHz, QPSK); Frequency: 1754.9 MHz  
 Medium: MSL1750\_Batch 100824-2  
 Medium parameters used:  $f = 1755 \text{ MHz}$ ;  $\sigma = 1.544 \text{ mho/m}$ ;  $\epsilon_r = 51.696$ ;  $\rho = 1000 \text{ kg/m}^3$   
 Phantom section: Flat Section  
 Measurement Standard: DASY5 (IEEE/IEC/ANSI C63.19-2007)  
 Procedure Notes: Test Technician: Kathy; Air Temperature: 22.5C; Medium Temperature: 21C;  
 Comments: ;

DASY Configuration:

- Probe: ES3DV3 - SN3261; ConvF(5.08, 5.08, 5.08); Calibrated: 8/17/2012;
- Sensor-Surface: 3mm (Mechanical Surface Detection),  $z = 2.0, 32.0$
- Electronics: DAE4 Sn1233; Calibrated: 11/6/2012
- Phantom: ELI 4.0; Type: QDOVA001BA; Serial: xxxx
- DASY52 52.8.1(838);

**Flat-Section 3/Back 10mm\_100RB High\_BW 20MHz High Ch./Area Scan (7x10x1):** Measurement grid:  $dx=15\text{mm}$ ,  $dy=15\text{mm}$   
 Maximum value of SAR (measured) = 1.12 W/kg

**Flat-Section 3/Back 10mm\_100RB High\_BW 20MHz High Ch./Zoom Scan (5x5x7)/Cube 0:**  
 Measurement grid:  $dx=8\text{mm}$ ,  $dy=8\text{mm}$ ,  $dz=5\text{mm}$   
 Reference Value = 23.070 V/m; Power Drift = -0.05 dB  
 Peak SAR (extrapolated) = 1.58 W/kg  
**SAR(1 g) = 0.973 W/kg; SAR(10 g) = 0.577 W/kg**  
 Maximum value of SAR (measured) = 1.17 W/kg



0 dB = 1.12 W/kg = 0.51 dBW/kg

**Plot 301**

Date/Time: 3/27/2013 5:09:06 PM

Test Laboratory: Cetecom Inc., SAR 4 Lab

**DUT: RIM; Type: Phone; Serial: 0809-3929-7651**

Communication System: LTE-FDD (SC-FDMA, 100% RB, 20 MHz, QPSK); Frequency: 1745 MHz  
 Medium: MSL1750\_Batch 100824-2  
 Medium parameters used:  $f = 1745$  MHz;  $\sigma = 1.473$  mho/m;  $\epsilon_r = 51.267$ ;  $\rho = 1000$  kg/m<sup>3</sup>  
 Phantom section: Flat Section  
 Measurement Standard: DASYS (IEEE/IEC/ANSI C63.19-2011)  
 Procedure Notes: Test Technician: John; Air Temperature: 21.8C; Medium Temperature: 22.8C;  
 Comments: ;

DASY Configuration:

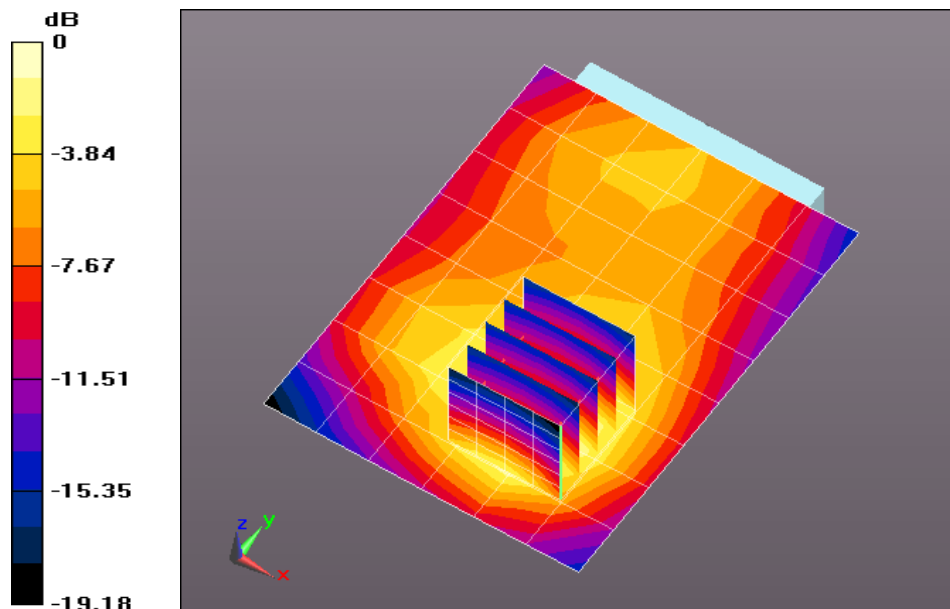
- Probe: ES3DV3 - SN3261; ConvF(5.08, 5.08, 5.08); Calibrated: 8/17/2012;
- Sensor-Surface: 3mm (Mechanical Surface Detection),  $z = 2.0, 32.0$
- Electronics: DAE4 Sn1233; Calibrated: 11/6/2012
- Phantom: ELI 4.0; Type: QDOVA001BA; Serial: xxxx
- DASYS2 52.8.1(838);

**Flat-Section 4/Back 10mm Headset\_100RB High\_BW 20MHz\_High Ch./Area Scan (7x9x1):**

Measurement grid:  $dx=15$ mm,  $dy=15$ mm  
 Maximum value of SAR (measured) = 1.06 W/kg

**Flat-Section 4/Back 10mm Headset\_100RB High\_BW 20MHz\_High Ch./Zoom Scan (5x5x7)/Cube 0:**

Measurement grid:  $dx=8$ mm,  $dy=8$ mm,  $dz=5$ mm  
 Reference Value = 22.133 V/m; Power Drift = -0.03 dB  
 Peak SAR (extrapolated) = 1.39 W/kg  
**SAR(1 g) = 0.864 W/kg; SAR(10 g) = 0.513 W/kg**  
 Maximum value of SAR (measured) = 1.03 W/kg



0 dB = 1.06 W/kg = 0.23 dBW/kg

**Plot 302**

Date/Time: 3/27/2013 8:21:09 PM

Test Laboratory: Cetecom Inc., SAR 4 Lab

**DUT: RIM; Type: Phone; Serial: 0809-3929-7651**

Communication System: LTE-FDD (SC-FDMA, 100% RB, 20 MHz, QPSK); Frequency: 1745 MHz  
 Medium: MSL1750\_Batch 100824-2  
 Medium parameters used:  $f = 1745$  MHz;  $\sigma = 1.473$  mho/m;  $\epsilon_r = 51.267$ ;  $\rho = 1000$  kg/m<sup>3</sup>  
 Phantom section: Flat Section  
 Measurement Standard: DASY5 (IEEE/IEC/ANSI C63.19-2011)  
 Procedure Notes: Test Technician: John; Air Temperature: 21.0C; Medium Temperature: 22.8C;  
 Comments: ;

DASY Configuration:

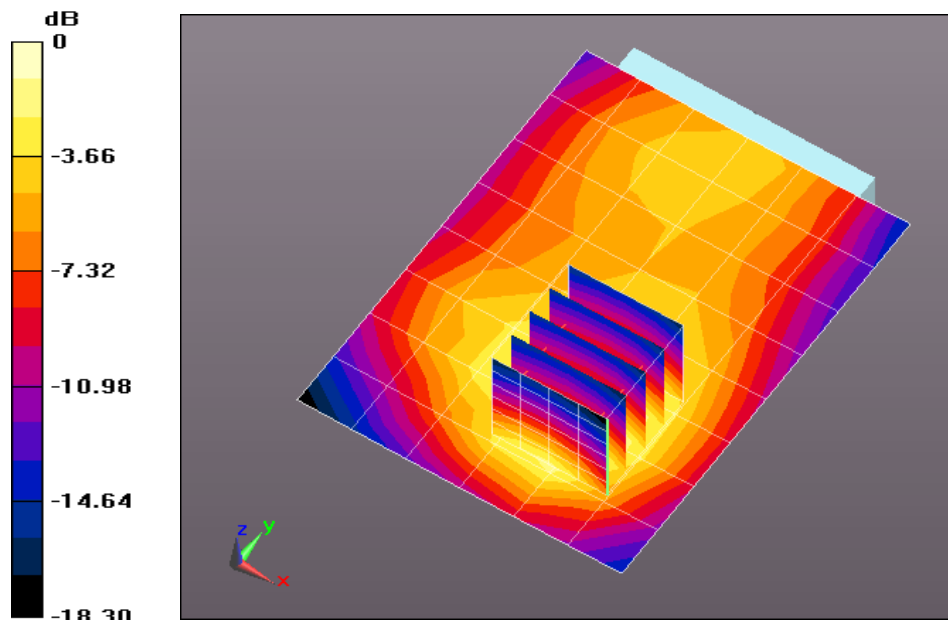
- Probe: ES3DV3 - SN3261; ConvF(5.08, 5.08, 5.08); Calibrated: 8/17/2012;
- Sensor-Surface: 3mm (Mechanical Surface Detection (Locations From Previous Scan Used)), Sensor-Surface: 3mm (Mechanical Surface Detection),  $z = 2.0, 32.0$
- Electronics: DAE4 Sn1233; Calibrated: 11/6/2012
- Phantom: ELI 4.0; Type: QDOVA001BA; Serial: xxxx
- DASY52 52.8.1(838);

**Flat-Section 4/Back 10mm\_2nd battery\_100RB High\_BW 20MHz\_High Ch./Area Scan (7x9x1):**

Measurement grid:  $dx=15$ mm,  $dy=15$ mm  
 Maximum value of SAR (measured) = 1.08 W/kg

**Flat-Section 4/Back 10mm\_2nd battery\_100RB High\_BW 20MHz\_High Ch./Zoom Scan**

**(5x5x7)/Cube 0:** Measurement grid:  $dx=8$ mm,  $dy=8$ mm,  $dz=5$ mm  
 Reference Value = 22.912 V/m; Power Drift = -0.15 dB  
 Peak SAR (extrapolated) = 1.42 W/kg  
**SAR(1 g) = 0.885 W/kg; SAR(10 g) = 0.527 W/kg**  
 Maximum value of SAR (measured) = 1.06 W/kg



0 dB = 1.08 W/kg = 0.33 dBW/kg



**Plot 303**

Date/Time: 3/27/2013 10:39:54 PM

Test Laboratory: Cetecom Inc., SAR 4 Lab

**DUT: RIM; Type: Phone; Serial: 0809-3929-6848**

Communication System: LTE (SC-FDMA, 1 RB, 20 MHz, QPSK); Frequency: 1745 MHz

Medium: MSL1750\_Batch 100824-2

Medium parameters used:  $f = 1745$  MHz;  $\sigma = 1.473$  mho/m;  $\epsilon_r = 51.267$ ;  $\rho = 1000$  kg/m<sup>3</sup>

Phantom section: Flat Section

Measurement Standard: DASYS (IEEE/IEC/ANSI C63.19-2011)

Procedure Notes: Test Technician: John; Air Temperature: 24C; Medium Temperature: 22.8C; Comments:

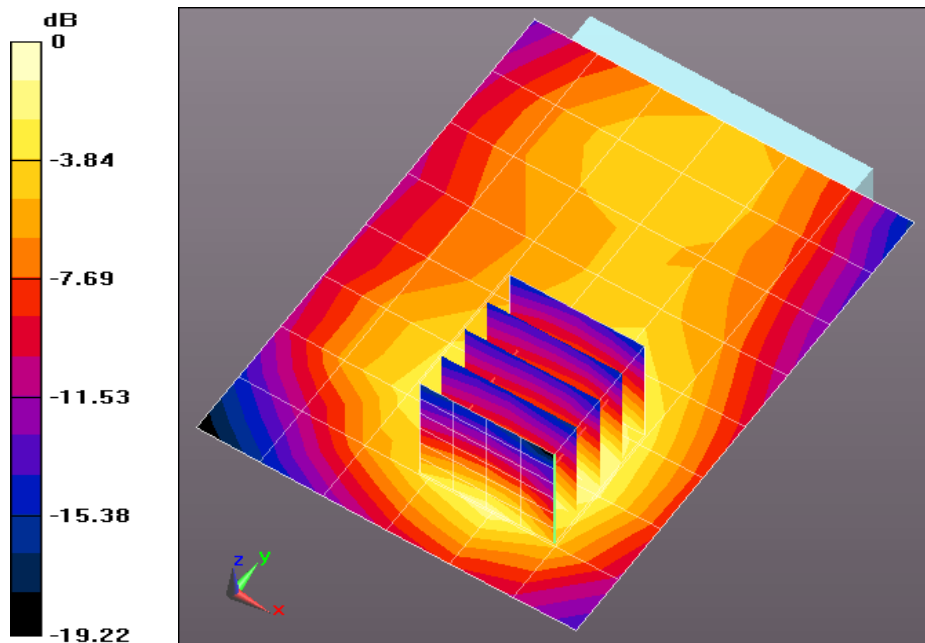
;

DASY Configuration:

- Probe: ES3DV3 - SN3261; ConvF(5.08, 5.08, 5.08); Calibrated: 8/17/2012;
- Sensor-Surface: 3mm (Mechanical Surface Detection (Locations From Previous Scan Used)), Sensor-Surface: 3mm (Mechanical Surface Detection),  $z = 2.0, 32.0$
- Electronics: DAE4 Sn1233; Calibrated: 11/6/2012
- Phantom: ELI 4.0; Type: QDOVA001BA; Serial: xxxx
- DASYS2 52.8.1(838);

**Flat-Section 6.5 dB/Back 10mm\_1RB High\_BW 20MHz\_High Ch./Area Scan (7x9x1):** Measurement grid: dx=15mm, dy=15mm  
 Maximum value of SAR (measured) = 0.281 W/kg

**Flat-Section 6.5 dB/Back 10mm\_1RB High\_BW 20MHz\_High Ch./Zoom Scan (5x5x7)/Cube 0:**  
 Measurement grid: dx=8mm, dy=8mm, dz=5mm  
 Reference Value = 11.213 V/m; Power Drift = 0.00 dB  
 Peak SAR (extrapolated) = 0.385 W/kg  
**SAR(1 g) = 0.234 W/kg; SAR(10 g) = 0.138 W/kg**  
 Maximum value of SAR (measured) = 0.273 W/kg



0 dB = 0.281 W/kg = -5.51 dBW/kg

**Plot 304**

Date/Time: 3/27/2013 11:37:57 PM

Test Laboratory: Cetecom Inc., SAR 4 Lab

**DUT: RIM; Type: Phone; Serial: 0809-3929-7446**

Communication System: LTE (SC-FDMA, 1 RB, 20 MHz, QPSK); Frequency: 1745 MHz

Medium: MSL1750\_Batch 100824-2

Medium parameters used:  $f = 1745$  MHz;  $\sigma = 1.473$  mho/m;  $\epsilon_r = 51.267$ ;  $\rho = 1000$  kg/m<sup>3</sup>

Phantom section: Flat Section

Measurement Standard: DASY5 (IEEE/IEC/ANSI C63.19-2011)

Procedure Notes: Test Technician: John; Air Temperature: 22C; Medium Temperature: 22.8C; Comments:

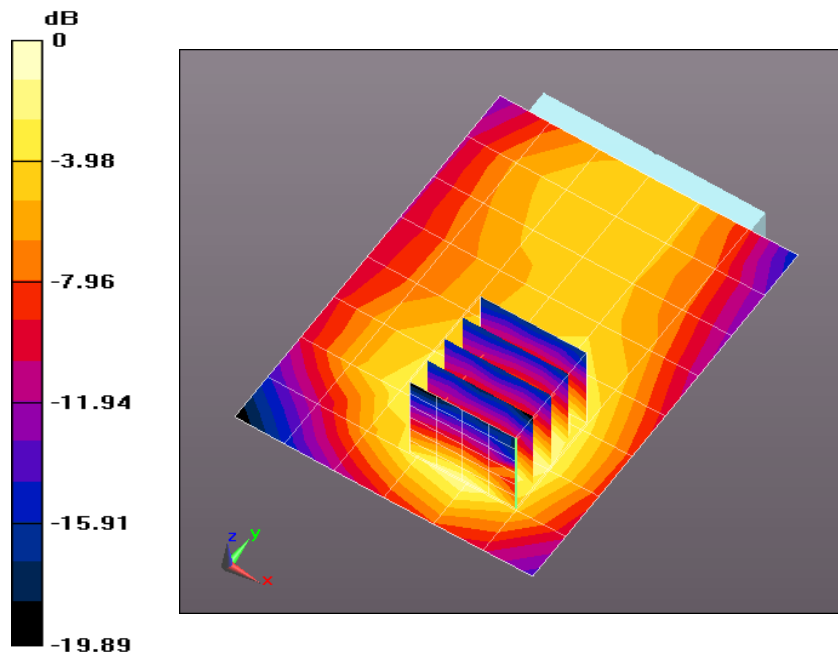
;

DASY Configuration:

- Probe: ES3DV3 - SN3261; ConvF(5.08, 5.08, 5.08); Calibrated: 8/17/2012;
- Sensor-Surface: 3mm (Mechanical Surface Detection (Locations From Previous Scan Used)), Sensor-Surface: 3mm (Mechanical Surface Detection),  $z = 2.0, 32.0$
- Electronics: DAE4 Sn1233; Calibrated: 11/6/2012
- Phantom: ELI 4.0; Type: QDOVA001BA; Serial: xxxx
- DASY52 52.8.1(838);

**Flat-Section 8.5 dB/Back 10mm\_1RB High\_BW 20MHz\_High Ch./Area Scan (7x9x1):** Measurement grid: dx=15mm, dy=15mm  
 Maximum value of SAR (measured) = 0.0956 W/kg

**Flat-Section 8.5 dB/Back 10mm\_1RB High\_BW 20MHz\_High Ch./Zoom Scan (5x5x7)/Cube 0:**  
 Measurement grid: dx=8mm, dy=8mm, dz=5mm  
 Reference Value = 6.571 V/m; Power Drift = 0.00 dB  
 Peak SAR (extrapolated) = 0.134 W/kg  
**SAR(1 g) = 0.081 W/kg; SAR(10 g) = 0.047 W/kg**  
 Maximum value of SAR (measured) = 0.0945 W/kg



0 dB = 0.0956 W/kg = -10.20 dBW/kg

**Plot 305**

Date/Time: 3/28/2013 9:42:28 AM

Test Laboratory: Cetecom Inc., SAR 3 Lab

**DUT: RIM; Type: Phone; Serial: 0809-3920-6260**

Communication System: LTE-FDD (SC-FDMA, 1 RB, 10 MHz, QPSK); Frequency: 782 MHz

Medium: MSL750\_Batch 110526-1

Medium parameters used:  $f = 782$  MHz;  $\sigma = 1.003$  mho/m;  $\epsilon_r = 56.767$ ;  $\rho = 1000$  kg/m<sup>3</sup>

Phantom section: Flat Section

Measurement Standard: DASY5 (IEEE/IEC/ANSI C63.19-2007)

Procedure Notes: Test Technician: Kathy; Air Temperature: 21.3C; Medium Temperature: 21.4C;

Comments: ;

DASY Configuration:

- Probe: ES3DV3 - SN3261; ConvF(6.13, 6.13, 6.13); Calibrated: 8/17/2012;
- Sensor-Surface: 3mm (Mechanical Surface Detection),  $z = 2.0, 32.0$
- Electronics: DAE4 Sn1266; Calibrated: 5/30/2011
- Phantom: SAM Front; Type: QD000P40CD; Serial: TP-1637
- DASY52 52.8.1(838);

**Flat-Section/Front 10mm\_Low\_1RB\_BW 10MHz/Area Scan (6x9x1):** Measurement grid:  $dx=15$ mm,  $dy=15$ mm

Maximum value of SAR (measured) = 0.683 W/kg

**Flat-Section/Front 10mm\_Low\_1RB\_BW 10MHz/Zoom Scan (5x5x7)/Cube 0:** Measurement grid:

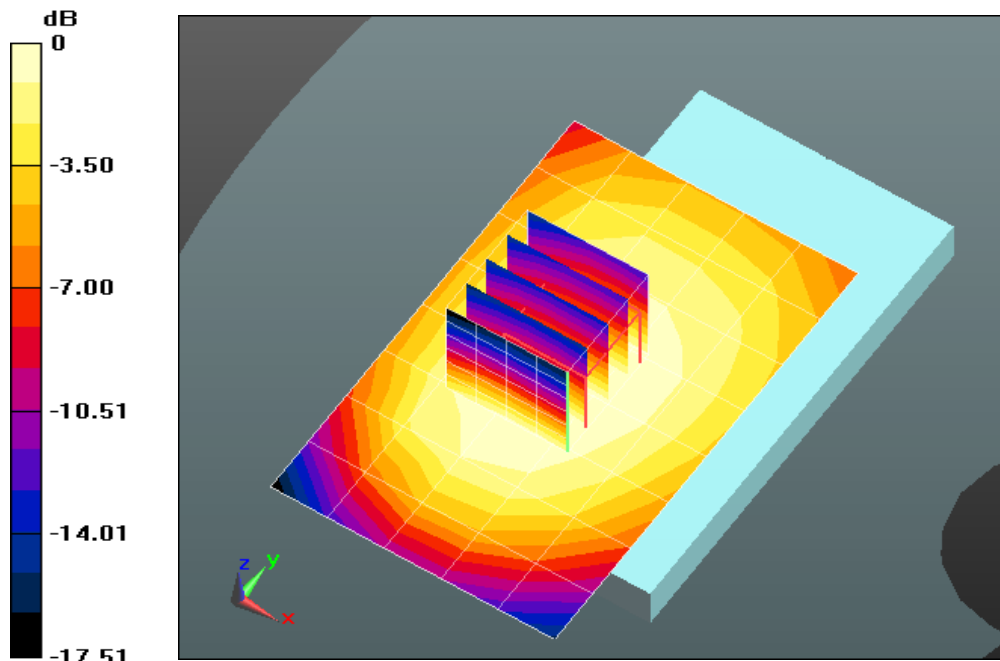
$dx=8$ mm,  $dy=8$ mm,  $dz=5$ mm

Reference Value = 24.902 V/m; Power Drift = 0.01 dB

Peak SAR (extrapolated) = 0.781 W/kg

**SAR(1 g) = 0.596 W/kg; SAR(10 g) = 0.450 W/kg**

Maximum value of SAR (measured) = 0.659 W/kg



0 dB = 0.683 W/kg = -1.66 dBW/kg

**Plot 306**

Date/Time: 3/28/2013 3:05:53 PM

Test Laboratory: Cetecom Inc., SAR 3 Lab

**DUT: RIM; Type: Phone; Serial: 0809-3920-6260**

Communication System: LTE-FDD (SC-FDMA, 1 RB, 10 MHz, QPSK); Frequency: 782 MHz

Medium: MSL750\_Batch 110526-1

Medium parameters used:  $f = 782$  MHz;  $\sigma = 1.003$  mho/m;  $\epsilon_r = 56.767$ ;  $\rho = 1000$  kg/m<sup>3</sup>

Phantom section: Flat Section

Measurement Standard: DASYS (IEEE/IEC/ANSI C63.19-2007)

Procedure Notes: Test Technician: Kathy; Air Temperature: 22.3C; Medium Temperature: 21.4C;

Comments: ;

DASY Configuration:

- Probe: ES3DV3 - SN3261; ConvF(6.13, 6.13, 6.13); Calibrated: 8/17/2012;
- Sensor-Surface: 3mm (Mechanical Surface Detection), z = 2.0, 32.0
- Electronics: DAE4 Sn1266; Calibrated: 5/30/2011
- Phantom: SAM Front; Type: QD000P40CD; Serial: TP-1637
- DASYS2 52.8.1(838);

**Flat-Section/Back 10mm\_Low\_1RB\_BW 10MHz/Area Scan (6x9x1):** Measurement grid: dx=15mm, dy=15mm

Maximum value of SAR (measured) = 0.740 W/kg

**Flat-Section/Back 10mm\_Low\_1RB\_BW 10MHz/Zoom Scan (6x6x7)/Cube 0:** Measurement grid:

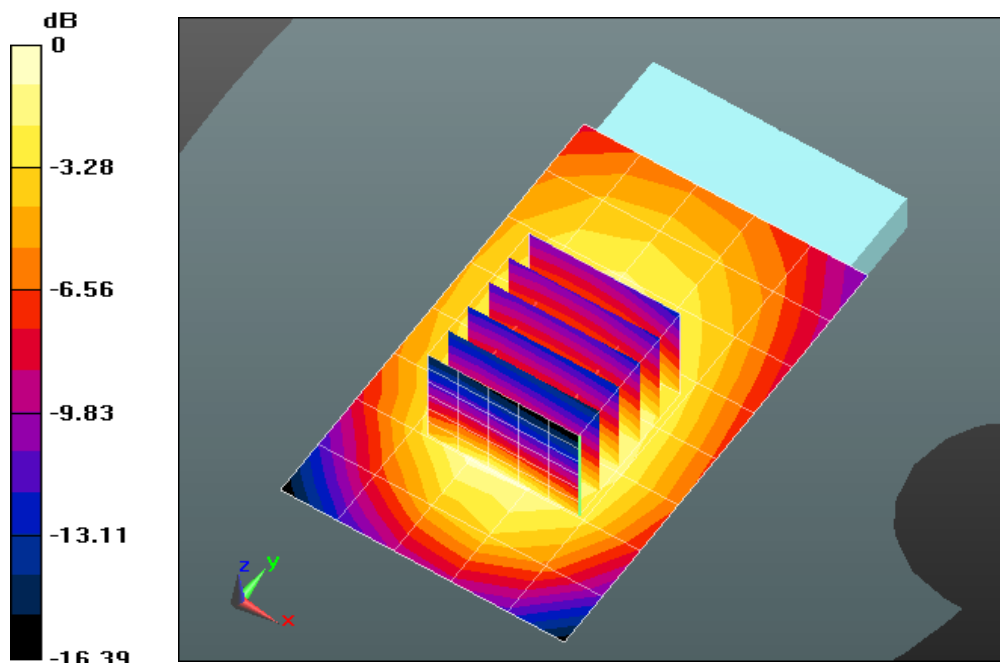
dx=8mm, dy=8mm, dz=5mm

Reference Value = 29.167 V/m; Power Drift = 0.12 dB

Peak SAR (extrapolated) = 1.08 W/kg

**SAR(1 g) = 0.698 W/kg; SAR(10 g) = 0.472 W/kg**

Maximum value of SAR (measured) = 0.813 W/kg



0 dB = 0.740 W/kg = -1.31 dBW/kg

**Plot 307**

Date/Time: 3/28/2013 10:53:33 AM

Test Laboratory: Cetecom Inc., SAR 3 Lab

**DUT: RIM; Type: Phone; Serial: 0809-3920-6260**

Communication System: LTE-FDD (SC-FDMA, 1 RB, 10 MHz, QPSK); Frequency: 782 MHz

Medium: MSL750\_Batch 110526-1

Medium parameters used:  $f = 782$  MHz;  $\sigma = 1.003$  mho/m;  $\epsilon_r = 56.767$ ;  $\rho = 1000$  kg/m<sup>3</sup>

Phantom section: Flat Section

Measurement Standard: DASYS (IEEE/IEC/ANSI C63.19-2007)

Procedure Notes: Test Technician: Kathy; Air Temperature: 21.7C; Medium Temperature: 21.4C;

Comments: ;

DASY Configuration:

- Probe: ES3DV3 - SN3261; ConvF(6.13, 6.13, 6.13); Calibrated: 8/17/2012;
- Sensor-Surface: 3mm (Mechanical Surface Detection),  $z = 2.0, 32.0$
- Electronics: DAE4 Sn1266; Calibrated: 5/30/2011
- Phantom: SAM Front; Type: QD000P40CD; Serial: TP-1637
- DASYS2 52.8.1(838);

**Flat-Section/Bottom Edge 10mm\_Low\_1RB\_BW 10MHz/Area Scan (5x7x1):** Measurement grid:

$dx=15$ mm,  $dy=15$ mm

Maximum value of SAR (measured) = 0.302 W/kg

**Flat-Section/Bottom Edge 10mm\_Low\_1RB\_BW 10MHz/Zoom Scan (6x6x7)/Cube 0:** Measurement

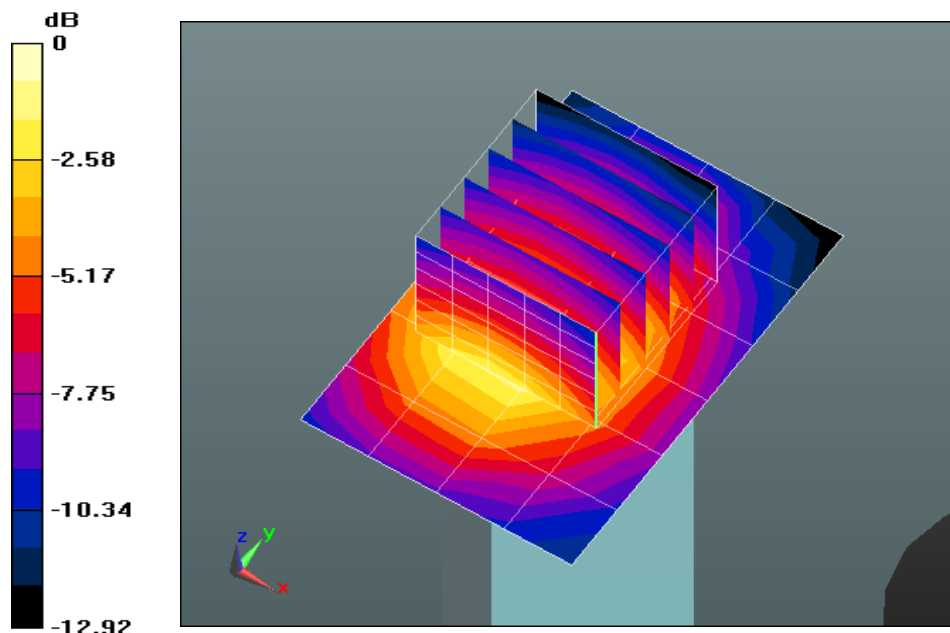
grid:  $dx=8$ mm,  $dy=8$ mm,  $dz=5$ mm

Reference Value = 8.481 V/m; Power Drift = 0.12 dB

Peak SAR (extrapolated) = 0.557 W/kg

**SAR(1 g) = 0.312 W/kg; SAR(10 g) = 0.185 W/kg**

Maximum value of SAR (measured) = 0.388 W/kg



0 dB = 0.302 W/kg = -5.21 dBW/kg

**Plot 308**

Date/Time: 3/28/2013 1:54:18 PM

Test Laboratory: Cetecom Inc., SAR 3 Lab

**DUT: RIM; Type: Phone; Serial: 0809-3920-6260**

Communication System: LTE-FDD (SC-FDMA, 1 RB, 10 MHz, QPSK); Frequency: 782 MHz

Medium: MSL750\_Batch 110526-1

Medium parameters used:  $f = 782$  MHz;  $\sigma = 1.003$  mho/m;  $\epsilon_r = 56.767$ ;  $\rho = 1000$  kg/m<sup>3</sup>

Phantom section: Flat Section

Measurement Standard: DASY5 (IEEE/IEC/ANSI C63.19-2007)

Procedure Notes: Test Technician: Kathy; Air Temperature: 21.7C; Medium Temperature: 21.C;

Comments: ;

DASY Configuration:

- Probe: ES3DV3 - SN3261; ConvF(6.13, 6.13, 6.13); Calibrated: 8/17/2012;
- Sensor-Surface: 3mm (Mechanical Surface Detection),  $z = 2.0, 32.0$
- Electronics: DAE4 Sn1266; Calibrated: 5/30/2011
- Phantom: SAM Front; Type: QD000P40CD; Serial: TP-1637
- DASY52 52.8.1(838);

**Flat-Section/Left Edge 10mm\_Low\_1RB\_BW 10MHz/Area Scan (5x9x1):** Measurement grid:

$dx=15$ mm,  $dy=15$ mm

Maximum value of SAR (measured) = 0.717 W/kg

**Flat-Section/Left Edge 10mm\_Low\_1RB\_BW 10MHz/Zoom Scan (5x5x7)/Cube 0:** Measurement grid:

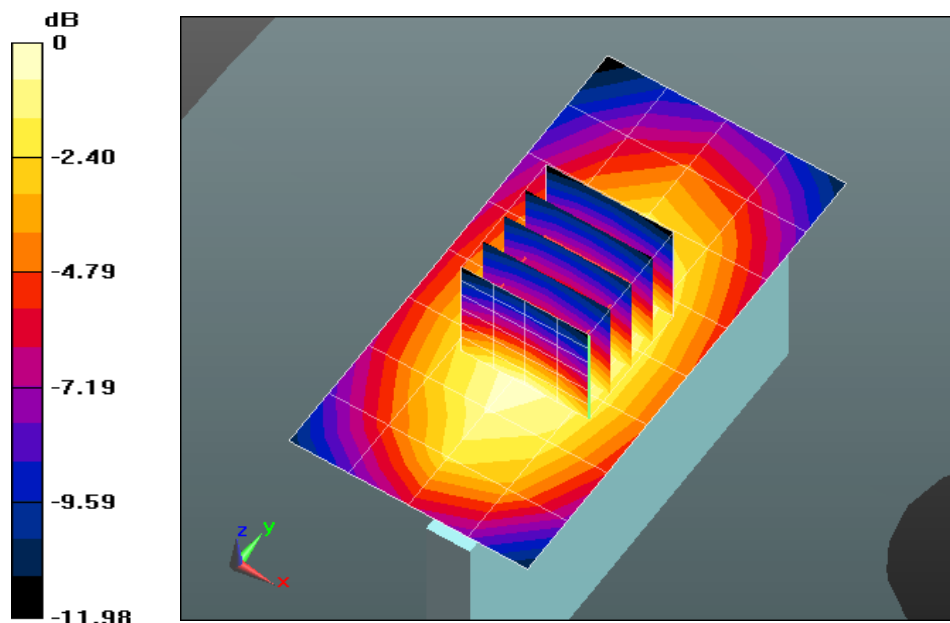
$dx=8$ mm,  $dy=8$ mm,  $dz=5$ mm

Reference Value = 22.479 V/m; Power Drift = 0.01 dB

Peak SAR (extrapolated) = 0.924 W/kg

**SAR(1 g) = 0.658 W/kg; SAR(10 g) = 0.456 W/kg**

Maximum value of SAR (measured) = 0.748 W/kg



0 dB = 0.717 W/kg = -1.45 dBW/kg

**Plot 309**

Date/Time: 3/28/2013 12:48:11 PM

Test Laboratory: Cetecom Inc., SAR 3 Lab

**DUT: RIM; Type: Phone; Serial: 0809-3920-6260**

Communication System: LTE-FDD (SC-FDMA, 1 RB, 10 MHz, QPSK); Frequency: 782 MHz

Medium: MSL750\_Batch 110526-1

Medium parameters used:  $f = 782$  MHz;  $\sigma = 1.003$  mho/m;  $\epsilon_r = 56.767$ ;  $\rho = 1000$  kg/m<sup>3</sup>

Phantom section: Flat Section

Measurement Standard: DASY5 (IEEE/IEC/ANSI C63.19-2007)

Procedure Notes: Test Technician: Kathy; Air Temperature: 21.7C; Medium Temperature: 21.4C;

Comments: ;

DASY Configuration:

- Probe: ES3DV3 - SN3261; ConvF(6.13, 6.13, 6.13); Calibrated: 8/17/2012;
- Sensor-Surface: 3mm (Mechanical Surface Detection),  $z = 2.0, 32.0$
- Electronics: DAE4 Sn1266; Calibrated: 5/30/2011
- Phantom: SAM Front; Type: QD000P40CD; Serial: TP-1637
- DASY52 52.8.1(838);

**Flat-Section/Right Edge 10mm\_Low\_1RB\_BW 10MHz/Area Scan (5x8x1):** Measurement grid:

$dx=15$ mm,  $dy=15$ mm

Maximum value of SAR (measured) = 0.320 W/kg

**Flat-Section/Right Edge 10mm\_Low\_1RB\_BW 10MHz/Zoom Scan (5x5x7)/Cube 0:** Measurement

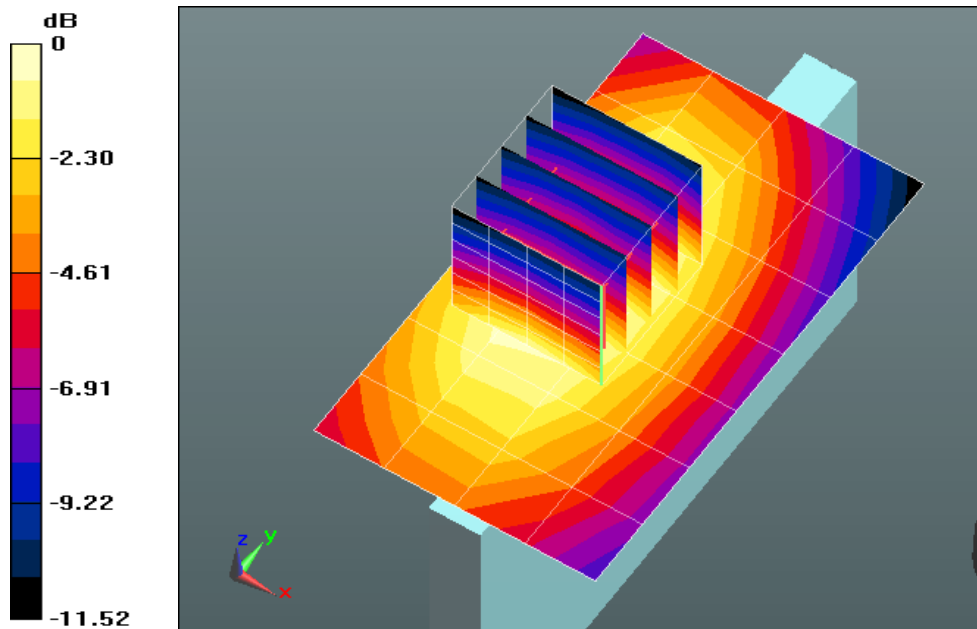
grid:  $dx=8$ mm,  $dy=8$ mm,  $dz=5$ mm

Reference Value = 19.010 V/m; Power Drift = -0.08 dB

Peak SAR (extrapolated) = 0.389 W/kg

**SAR(1 g) = 0.275 W/kg; SAR(10 g) = 0.190 W/kg**

Maximum value of SAR (measured) = 0.315 W/kg



0 dB = 0.320 W/kg = -4.95 dBW/kg

**Plot 310**

Date/Time: 3/28/2013 7:46:46 PM

Test Laboratory: Cetecom Inc., SAR 3 Lab

**DUT: RIM; Type: Phone; Serial: 0809-3920-6260**

Communication System: LTE-FDD (SC-FDMA, 1 RB, 10 MHz, QPSK); Frequency: 782 MHz

Medium: MSL750\_Batch 110526-1

Medium parameters used:  $f = 782$  MHz;  $\sigma = 1.003$  mho/m;  $\epsilon_r = 56.767$ ;  $\rho = 1000$  kg/m<sup>3</sup>

Phantom section: Flat Section

Measurement Standard: DASY5 (IEEE/IEC/ANSI C63.19-2007)

Procedure Notes: Test Technician: John; Air Temperature: 21.7C; Medium Temperature: 21.0C;

Comments: ;

DASY Configuration:

- Probe: ES3DV3 - SN3261; ConvF(6.13, 6.13, 6.13); Calibrated: 8/17/2012;
- Sensor-Surface: 3mm (Mechanical Surface Detection),  $z = 2.0, 32.0$
- Electronics: DAE4 Sn1266; Calibrated: 5/30/2011
- Phantom: SAM Front; Type: QD000P40CD; Serial: TP-1637
- DASY52 52.8.1(838);

**Flat-Section/Back 10mm\_Low\_Headset\_1RB\_BW 10MHz/Area Scan (6x9x1):** Measurement grid:

$dx=15$ mm,  $dy=15$ mm

Maximum value of SAR (measured) = 0.711 W/kg

**Flat-Section/Back 10mm\_Low\_Headset\_1RB\_BW 10MHz/Zoom Scan (5x5x7)/Cube 0:** Measurement

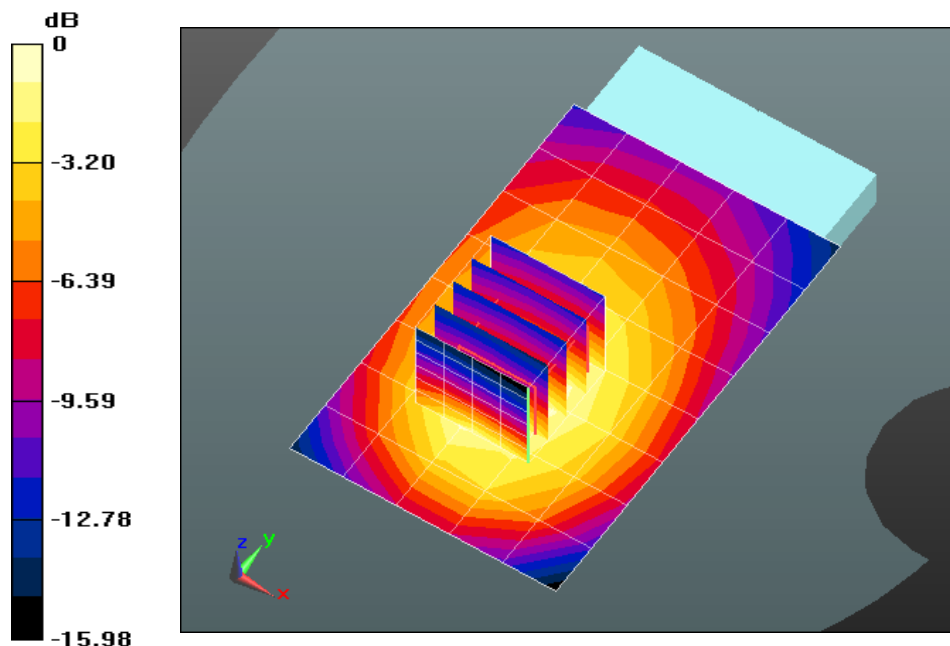
grid:  $dx=8$ mm,  $dy=8$ mm,  $dz=5$ mm

Reference Value = 27.803 V/m; Power Drift = 0.12 dB

Peak SAR (extrapolated) = 1.06 W/kg

**SAR(1 g) = 0.657 W/kg; SAR(10 g) = 0.416 W/kg**

Maximum value of SAR (measured) = 0.786 W/kg



0 dB = 0.711 W/kg = -1.48 dBW/kg



**Plot 311**

Date/Time: 3/28/2013 6:43:19 PM

Test Laboratory: Cetecom Inc., SAR 3 Lab

**DUT: RIM; Type: Phone; Serial: 0809-3920-6260**


Communication System: LTE-FDD (SC-FDMA, 1 RB, 10 MHz, QPSK); Frequency: 782 MHz  
 Medium: MSL750\_Batch 110526-1  
 Medium parameters used:  $f = 782 \text{ MHz}$ ;  $\sigma = 1.003 \text{ mho/m}$ ;  $\epsilon_r = 56.767$ ;  $\rho = 1000 \text{ kg/m}^3$   
 Phantom section: Flat Section  
 Measurement Standard: DASYS (IEEE/IEC/ANSI C63.19-2007)  
 Procedure Notes: Test Technician: John; Air Temperature: 22.2C; Medium Temperature: 21C; Comments:  
 ;

DASY Configuration:

- Probe: ES3DV3 - SN3261; ConvF(6.13, 6.13, 6.13); Calibrated: 8/17/2012;
- Sensor-Surface: 3mm (Mechanical Surface Detection),  $z = 2.0, 32.0$
- Electronics: DAE4 Sn1266; Calibrated: 5/30/2011
- Phantom: SAM Front; Type: QD000P40CD; Serial: TP-1637
- DASYS2 52.8.1(838);

**Flat-Section/Back 10mm\_Low\_2nd Battery\_1RB\_BW 10MHz/Area Scan (6x9x1):** Measurement grid:  
 $dx=15\text{mm}$ ,  $dy=15\text{mm}$   
 Maximum value of SAR (measured) = 0.938 W/kg

**Flat-Section/Back 10mm\_Low\_2nd Battery\_1RB\_BW 10MHz/Zoom Scan (5x5x7)/Cube 0:**  
 Measurement grid:  $dx=8\text{mm}$ ,  $dy=8\text{mm}$ ,  $dz=5\text{mm}$   
 Reference Value = 31.872 V/m; Power Drift = 0.08 dB  
 Peak SAR (extrapolated) = 1.21 W/kg  
**SAR(1 g) = 0.762 W/kg; SAR(10 g) = 0.506 W/kg**  
 Maximum value of SAR (measured) = 0.890 W/kg



0 dB = 0.938 W/kg = -0.28 dBW/kg

**Plot 312**

Date/Time: 3/28/2013 10:01:04 AM

Test Laboratory: Cetecom Inc., SAR 3 Lab

**DUT: RIM; Type: Phone; Serial: 0809-3920-6260**

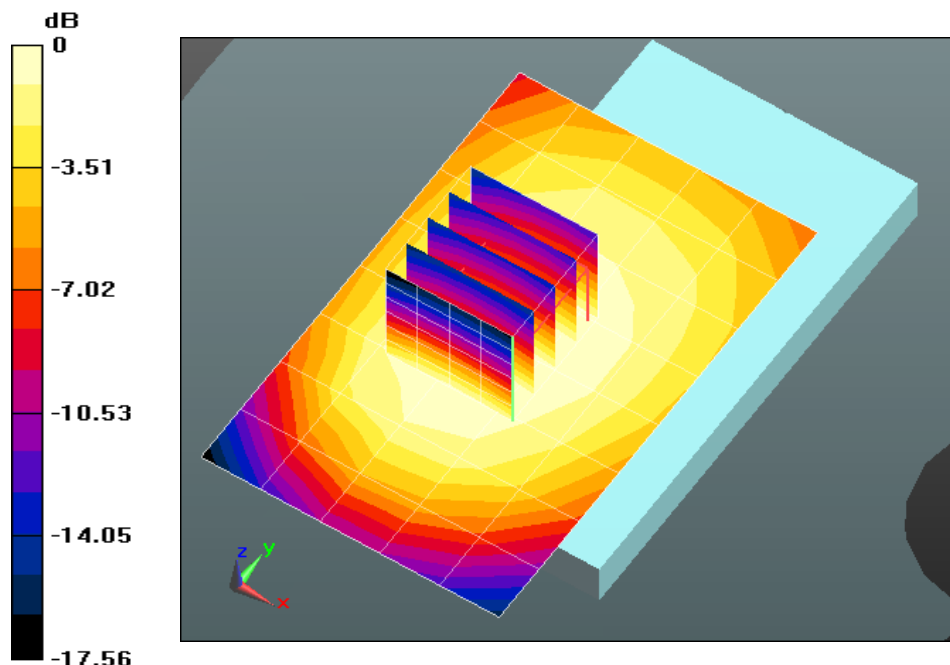
Communication System: LTE-FDD (SC-FDMA, 50% RB, 10 MHz, QPSK); Frequency: 782 MHz  
 Medium: MSL750\_Batch 110526-1  
 Medium parameters used:  $f = 782 \text{ MHz}$ ;  $\sigma = 1.003 \text{ mho/m}$ ;  $\epsilon_r = 56.767$ ;  $\rho = 1000 \text{ kg/m}^3$   
 Phantom section: Flat Section  
 Measurement Standard: DASYS (IEEE/IEC/ANSI C63.19-2007)  
 Procedure Notes: Test Technician: Kathy; Air Temperature: 21.6C; Medium Temperature: 21.4C;  
 Comments: ;

DASY Configuration:

- Probe: ES3DV3 - SN3261; ConvF(6.13, 6.13, 6.13); Calibrated: 8/17/2012;
- Sensor-Surface: 3mm (Mechanical Surface Detection),  $z = 2.0, 32.0$
- Electronics: DAE4 Sn1266; Calibrated: 5/30/2011
- Phantom: SAM Front; Type: QD000P40CD; Serial: TP-1637
- DASYS2 52.8.1(838);

**Flat-Section/Front 10mm\_Low\_25RB\_BW 10MHz/Area Scan (6x9x1):** Measurement grid:  $dx=15\text{mm}$ ,  $dy=15\text{mm}$   
 Maximum value of SAR (measured) = 0.463 W/kg

**Flat-Section/Front 10mm\_Low\_25RB\_BW 10MHz/Zoom Scan (5x5x7)/Cube 0:** Measurement grid:  $dx=8\text{mm}$ ,  $dy=8\text{mm}$ ,  $dz=5\text{mm}$   
 Reference Value = 22.284 V/m; Power Drift = -0.07 dB  
 Peak SAR (extrapolated) = 0.557 W/kg  
**SAR(1 g) = 0.424 W/kg; SAR(10 g) = 0.318 W/kg**  
 Maximum value of SAR (measured) = 0.469 W/kg



0 dB = 0.463 W/kg = -3.34 dBW/kg

**Plot 313**

Date/Time: 3/28/2013 3:23:28 PM

Test Laboratory: Cetecom Inc., SAR 3 Lab

**DUT: RIM; Type: Phone; Serial: 0809-3920-6260**

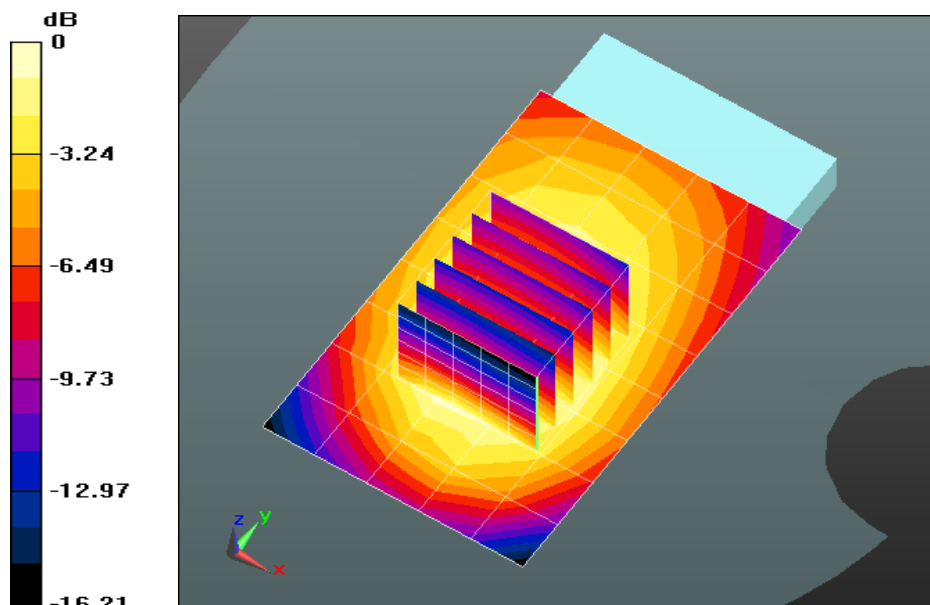
Communication System: LTE-FDD (SC-FDMA, 50% RB, 10 MHz, QPSK); Frequency: 782 MHz  
 Medium: MSL750\_Batch 110526-1  
 Medium parameters used:  $f = 782$  MHz;  $\sigma = 1.003$  mho/m;  $\epsilon_r = 56.767$ ;  $\rho = 1000$  kg/m<sup>3</sup>  
 Phantom section: Flat Section  
 Measurement Standard: DASY5 (IEEE/IEC/ANSI C63.19-2007)  
 Procedure Notes: Test Technician: Kathy; Air Temperature: 21.6C; Medium Temperature: 21.4C;  
 Comments: ;

DASY Configuration:

- Probe: ES3DV3 - SN3261; ConvF(6.13, 6.13, 6.13); Calibrated: 8/17/2012;
- Sensor-Surface: 3mm (Mechanical Surface Detection), z = 2.0, 32.0
- Electronics: DAE4 Sn1266; Calibrated: 5/30/2011
- Phantom: SAM Front; Type: QD000P40CD; Serial: TP-1637
- DASY52 52.8.1(838);

**Flat-Section/Back 10mm\_Low\_25RB\_BW 10MHz/Area Scan (6x9x1):** Measurement grid: dx=15mm, dy=15mm  
 Maximum value of SAR (measured) = 0.546 W/kg

**Flat-Section/Back 10mm\_Low\_25RB\_BW 10MHz/Zoom Scan (6x6x7)/Cube 0:** Measurement grid: dx=8mm, dy=8mm, dz=5mm  
 Reference Value = 24.810 V/m; Power Drift = 0.09 dB  
 Peak SAR (extrapolated) = 0.774 W/kg  
**SAR(1 g) = 0.505 W/kg; SAR(10 g) = 0.342 W/kg**  
 Maximum value of SAR (measured) = 0.585 W/kg



0 dB = 0.546 W/kg = -2.63 dBW/kg

**Plot 314**

Date/Time: 3/28/2013 11:12:55 AM

Test Laboratory: Cetecom Inc., SAR 3 Lab

**DUT: RIM; Type: Phone; Serial: 0809-3920-6260**

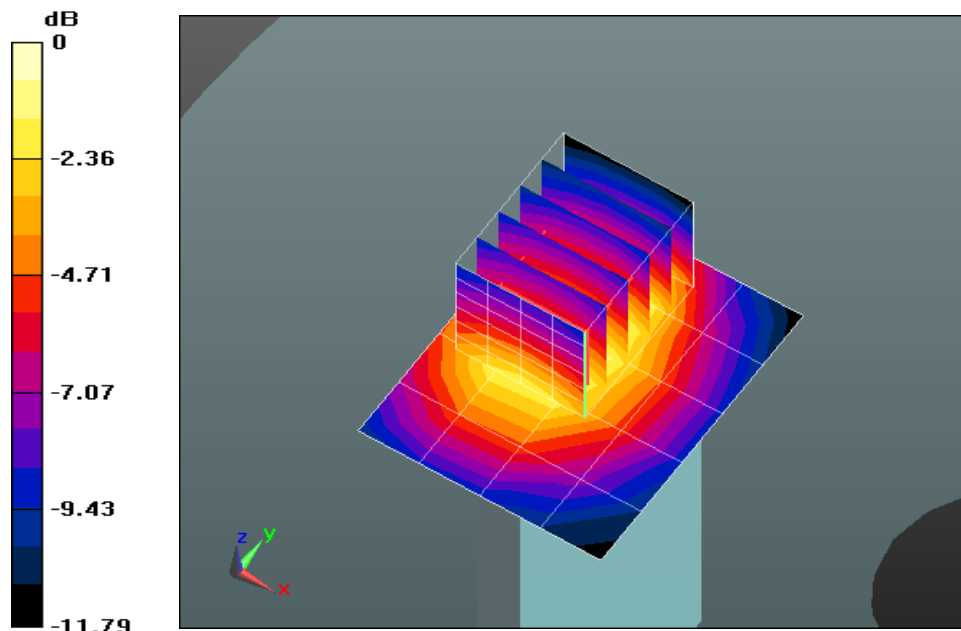
Communication System: LTE-FDD (SC-FDMA, 50% RB, 10 MHz, QPSK); Frequency: 782 MHz  
 Medium: MSL750\_Batch 110526-1  
 Medium parameters used:  $f = 782$  MHz;  $\sigma = 1.003$  mho/m;  $\epsilon_r = 56.767$ ;  $\rho = 1000$  kg/m<sup>3</sup>  
 Phantom section: Flat Section  
 Measurement Standard: DASYS (IEEE/IEC/ANSI C63.19-2007)  
 Procedure Notes: Test Technician: Kathy; Air Temperature: 21.2C; Medium Temperature: 21.4C;  
 Comments: ;

DASY Configuration:

- Probe: ES3DV3 - SN3261; ConvF(6.13, 6.13, 6.13); Calibrated: 8/17/2012;
- Sensor-Surface: 3mm (Mechanical Surface Detection), z = 2.0, 32.0
- Electronics: DAE4 Sn1266; Calibrated: 5/30/2011
- Phantom: SAM Front; Type: QD000P40CD; Serial: TP-1637
- DASYS2 52.8.1(838);

**Flat-Section/Bottom Edge 10mm\_Low\_25RB\_BW 10MHz/Area Scan (5x6x1):** Measurement grid:  
 dx=15mm, dy=15mm  
 Maximum value of SAR (measured) = 0.228 W/kg

**Flat-Section/Bottom Edge 10mm\_Low\_25RB\_BW 10MHz/Zoom Scan (5x6x7)/Cube 0:** Measurement grid: dx=8mm, dy=8mm, dz=5mm  
 Reference Value = 15.362 V/m; Power Drift = 0.13 dB  
 Peak SAR (extrapolated) = 0.396 W/kg  
**SAR(1 g) = 0.225 W/kg; SAR(10 g) = 0.135 W/kg**  
 Maximum value of SAR (measured) = 0.277 W/kg



0 dB = 0.228 W/kg = -6.42 dBW/kg

**Plot 315**

Date/Time: 3/28/2013 2:24:58 PM

Test Laboratory: Cetecom Inc., SAR 3 Lab

**DUT: RIM; Type: Phone; Serial: 0809-3920-6260**

Communication System: LTE-FDD (SC-FDMA, 50% RB, 10 MHz, QPSK); Frequency: 782 MHz

Medium: MSL750\_Batch 110526-1

Medium parameters used:  $f = 782$  MHz;  $\sigma = 1.003$  mho/m;  $\epsilon_r = 56.767$ ;  $\rho = 1000$  kg/m<sup>3</sup>

Phantom section: Flat Section

Measurement Standard: DASY5 (IEEE/IEC/ANSI C63.19-2007)

Procedure Notes: Test Technician: Kathy; Air Temperature: 21.5C; Medium Temperature: 21.4C;

Comments: ;

## DASY Configuration:

- Probe: ES3DV3 - SN3261; ConvF(6.13, 6.13, 6.13); Calibrated: 8/17/2012;
- Sensor-Surface: 3mm (Mechanical Surface Detection),  $z = 2.0, 32.0$
- Electronics: DAE4 Sn1266; Calibrated: 5/30/2011
- Phantom: SAM Front; Type: QD000P40CD; Serial: TP-1637
- DASY52 52.8.1(838);

**Flat-Section/Left Edge 10mm\_Low\_25RB\_BW 10MHz/Area Scan (5x9x1):** Measurement grid:

dx=15mm, dy=15mm

Maximum value of SAR (measured) = 0.517 W/kg

**Flat-Section/Left Edge 10mm\_Low\_25RB\_BW 10MHz/Zoom Scan (5x5x7)/Cube 0:** Measurement

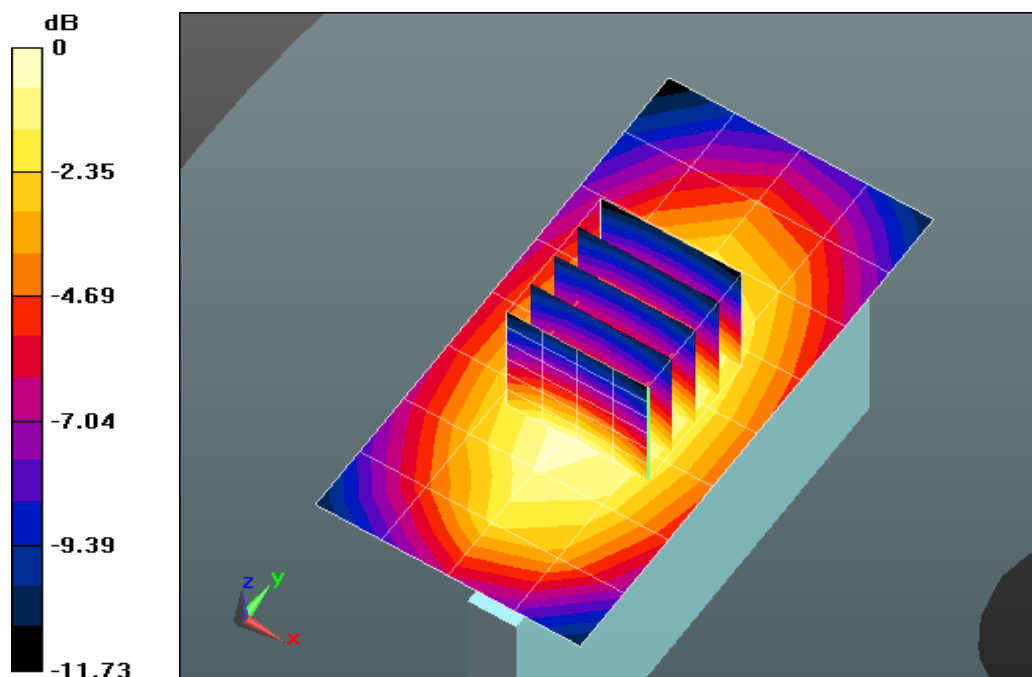
grid: dx=8mm, dy=8mm, dz=5mm

Reference Value = 23.937 V/m; Power Drift = 0.06 dB

Peak SAR (extrapolated) = 0.657 W/kg

**SAR(1 g) = 0.468 W/kg; SAR(10 g) = 0.325 W/kg**

Maximum value of SAR (measured) = 0.533 W/kg



0 dB = 0.517 W/kg = -2.87 dBW/kg

**Plot 316**

Date/Time: 3/28/2013 1:04:04 PM

Test Laboratory: Cetecom Inc., SAR 3 Lab

**DUT: RIM; Type: Phone; Serial: 0809-3920-6260**

Communication System: LTE-FDD (SC-FDMA, 50% RB, 10 MHz, QPSK); Frequency: 782 MHz  
 Medium: MSL750\_Batch 110526-1  
 Medium parameters used:  $f = 782 \text{ MHz}$ ;  $\sigma = 1.003 \text{ mho/m}$ ;  $\epsilon_r = 56.767$ ;  $\rho = 1000 \text{ kg/m}^3$   
 Phantom section: Flat Section  
 Measurement Standard: DASY5 (IEEE/IEC/ANSI C63.19-2007)  
 Procedure Notes: Test Technician: Kathy; Air Temperature: 21.8C; Medium Temperature: 21.4C;  
 Comments: ;

DASY Configuration:

- Probe: ES3DV3 - SN3261; ConvF(6.13, 6.13, 6.13); Calibrated: 8/17/2012;
- Sensor-Surface: 3mm (Mechanical Surface Detection),  $z = 2.0, 32.0$
- Electronics: DAE4 Sn1266; Calibrated: 5/30/2011
- Phantom: SAM Front; Type: QD000P40CD; Serial: TP-1637
- DASY52 52.8.1(838);

**Flat-Section/Right Edge 10mm\_Low\_25RB\_BW 10MHz/Area Scan (5x9x1):** Measurement grid:

$dx=15\text{mm}$ ,  $dy=15\text{mm}$

Maximum value of SAR (measured) = 0.231 W/kg

**Flat-Section/Right Edge 10mm\_Low\_25RB\_BW 10MHz/Zoom Scan (5x5x7)/Cube 0:** Measurement

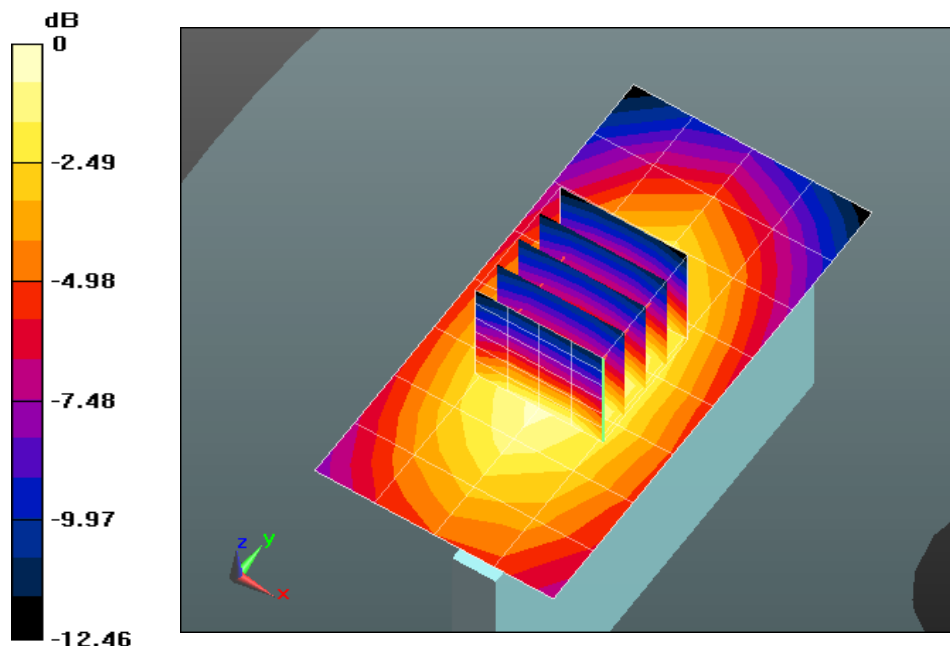
grid:  $dx=8\text{mm}$ ,  $dy=8\text{mm}$ ,  $dz=5\text{mm}$

Reference Value = 15.427 V/m; Power Drift = 0.20 dB

Peak SAR (extrapolated) = 0.303 W/kg

**SAR(1 g) = 0.212 W/kg; SAR(10 g) = 0.144 W/kg**

Maximum value of SAR (measured) = 0.244 W/kg



0 dB = 0.231 W/kg = -6.37 dBW/kg

**Plot 317**

Date/Time: 3/28/2013 5:46:02 PM

Test Laboratory: Cetecom Inc., SAR 3 Lab

**DUT: RIM; Type: Phone; Serial: 0809-3920-6260**

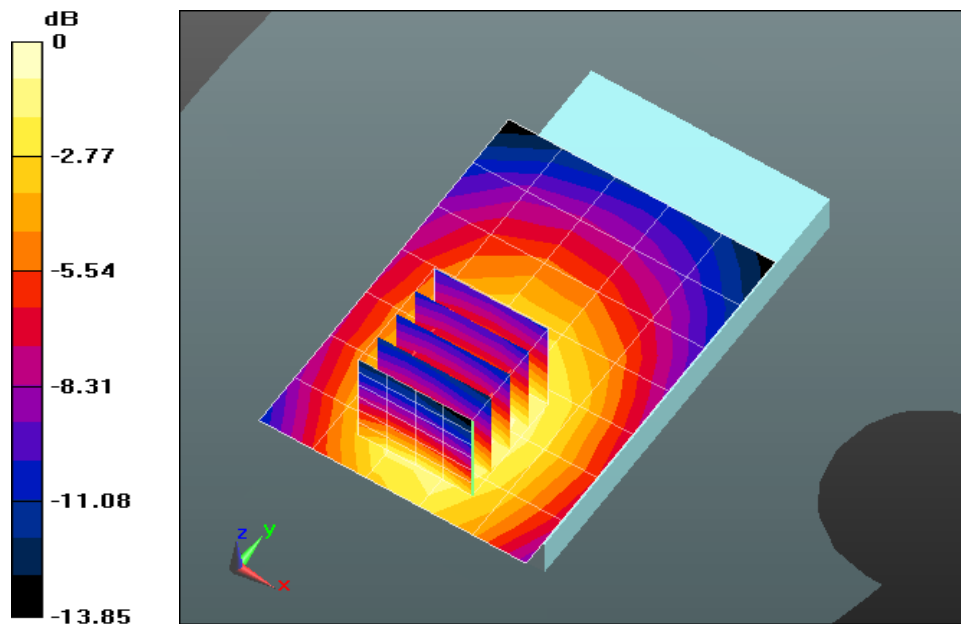
Communication System: LTE-FDD (SC-FDMA, 50% RB, 10 MHz, QPSK); Frequency: 782 MHz  
 Medium: MSL750\_Batch 110526-1  
 Medium parameters used:  $f = 782 \text{ MHz}$ ;  $\sigma = 1.003 \text{ mho/m}$ ;  $\epsilon_r = 56.767$ ;  $\rho = 1000 \text{ kg/m}^3$   
 Phantom section: Flat Section  
 Measurement Standard: DASYS (IEEE/IEC/ANSI C63.19-2007)  
 Procedure Notes: Test Technician: John; Air Temperature: 21.7C; Medium Temperature: 21.2C;  
 Comments: ;

DASY Configuration:

- Probe: ES3DV3 - SN3261; ConvF(6.13, 6.13, 6.13); Calibrated: 8/17/2012;
- Sensor-Surface: 3mm (Mechanical Surface Detection (Locations From Previous Scan Used)), Sensor-Surface: 3mm (Mechanical Surface Detection),  $z = 2.0, 32.0$
- Electronics: DAE4 Sn1266; Calibrated: 5/30/2011
- Phantom: SAM Front; Type: QD000P40CD; Serial: TP-1637
- DASYS2 52.8.1(838);

**Flat-Section/Back 15mm\_Low\_Headset\_25RB\_BW 10MHz/Area Scan (6x8x1):** Measurement grid:  $dx=15\text{mm}$ ,  $dy=15\text{mm}$   
 Maximum value of SAR (measured) = 0.402 W/kg

**Flat-Section/Back 15mm\_Low\_Headset\_25RB\_BW 10MHz/Zoom Scan (5x5x7)/Cube 0:** Measurement grid:  $dx=8\text{mm}$ ,  $dy=8\text{mm}$ ,  $dz=5\text{mm}$   
 Reference Value = 18.665 V/m; Power Drift = -0.05 dB  
 Peak SAR (extrapolated) = 0.571 W/kg  
**SAR(1 g) = 0.373 W/kg; SAR(10 g) = 0.242 W/kg**  
 Maximum value of SAR (measured) = 0.443 W/kg



0 dB = 0.402 W/kg = -3.95 dBW/kg

**Plot 318**

Date/Time: 3/28/2013 7:01:14 PM

Test Laboratory: Cetecom Inc., SAR 3 Lab

**DUT: RIM; Type: Phone; Serial: 0809-3920-6260**

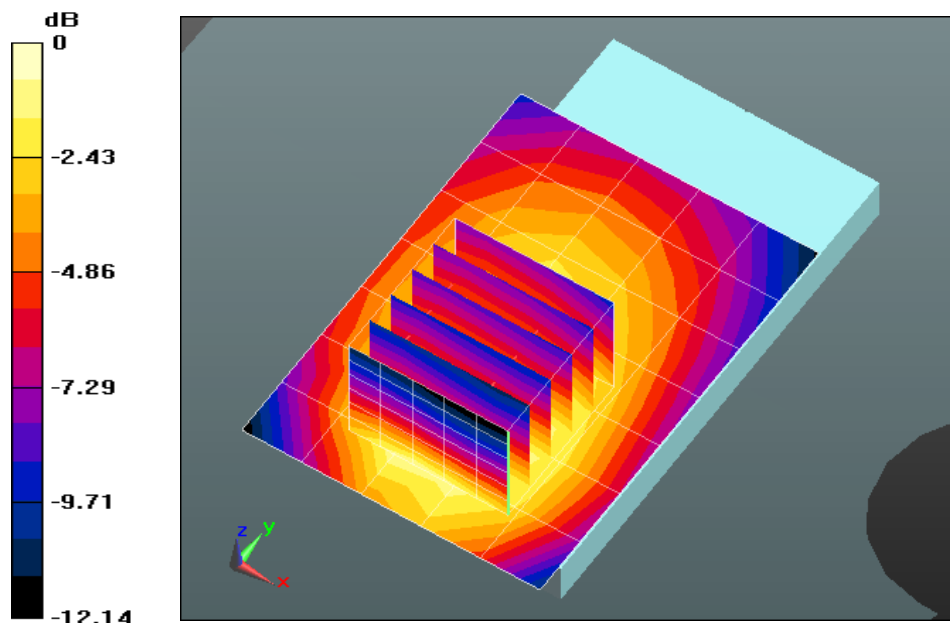
Communication System: LTE-FDD (SC-FDMA, 50% RB, 10 MHz, QPSK); Frequency: 782 MHz  
 Medium: MSL750\_Batch 110526-1  
 Medium parameters used:  $f = 782 \text{ MHz}$ ;  $\sigma = 1.003 \text{ mho/m}$ ;  $\epsilon_r = 56.767$ ;  $\rho = 1000 \text{ kg/m}^3$   
 Phantom section: Flat Section  
 Measurement Standard: DASYS (IEEE/IEC/ANSI C63.19-2007)  
 Procedure Notes: Test Technician: John; Air Temperature: 21.7C; Medium Temperature: 21.2C;  
 Comments: ;

DASY Configuration:

- Probe: ES3DV3 - SN3261; ConvF(6.13, 6.13, 6.13); Calibrated: 8/17/2012;
- Sensor-Surface: 3mm (Mechanical Surface Detection (Locations From Previous Scan Used)), Sensor-Surface: 3mm (Mechanical Surface Detection),  $z = 2.0, 32.0$
- Electronics: DAE4 Sn1266; Calibrated: 5/30/2011
- Phantom: SAM Front; Type: QD000P40CD; Serial: TP-1637
- DASYS2 52.8.1(838);

**Flat-Section/Back 10mm\_Low\_2nd Battery\_25RB\_BW 10MHz/Area Scan (6x8x1):** Measurement grid:  $dx=15\text{mm}$ ,  $dy=15\text{mm}$   
 Maximum value of SAR (measured) = 0.635 W/kg

**Flat-Section/Back 10mm\_Low\_2nd Battery\_25RB\_BW 10MHz/Zoom Scan (6x6x7)/Cube 0:** Measurement grid:  $dx=8\text{mm}$ ,  $dy=8\text{mm}$ ,  $dz=5\text{mm}$   
 Reference Value = 24.062 V/m; Power Drift = 0.15 dB  
 Peak SAR (extrapolated) = 0.858 W/kg  
**SAR(1 g) = 0.541 W/kg; SAR(10 g) = 0.363 W/kg**



0 dB = 0.635 W/kg = -1.97 dBW/kg



**Plot 319**

Date/Time: 3/28/2013 10:24:52 PM

Test Laboratory: Cetecom Inc., SAR 3 Lab

**DUT: RIM; Type: Phone; Serial: 0809-3915-1461**

Communication System: LTE-FDD (SC-FDMA, 1 RB, 10 MHz, QPSK); Frequency: 782 MHz

Medium: MSL750\_Batch 110526-1

Medium parameters used:  $f = 782$  MHz;  $\sigma = 1.003$  mho/m;  $\epsilon_r = 56.767$ ;  $\rho = 1000$  kg/m<sup>3</sup>

Phantom section: Flat Section

Measurement Standard: DASYS (IEEE/IEC/ANSI C63.19-2007)

Procedure Notes: Test Technician: John; Air Temperature: 21.2C; Medium Temperature: 21.0C;

Comments: ;

DASY Configuration:

- Probe: ES3DV3 - SN3261; ConvF(6.13, 6.13, 6.13); Calibrated: 8/17/2012;
- Sensor-Surface: 3mm (Mechanical Surface Detection),  $z = 2.0, 32.0$
- Electronics: DAE4 Sn1266; Calibrated: 5/30/2011
- Phantom: SAM Front; Type: QD000P40CD; Serial: TP-1637
- DASYS2 52.8.1(838);

**Flat-Section 3db/Back 10mm\_Low\_3db\_1RB\_BW 10MHz/Area Scan (6x9x1):** Measurement grid:

$dx=15$ mm,  $dy=15$ mm

Maximum value of SAR (measured) = 0.358 W/kg

**Flat-Section 3db/Back 10mm\_Low\_3db\_1RB\_BW 10MHz/Zoom Scan (5x6x7)/Cube 0:** Measurement

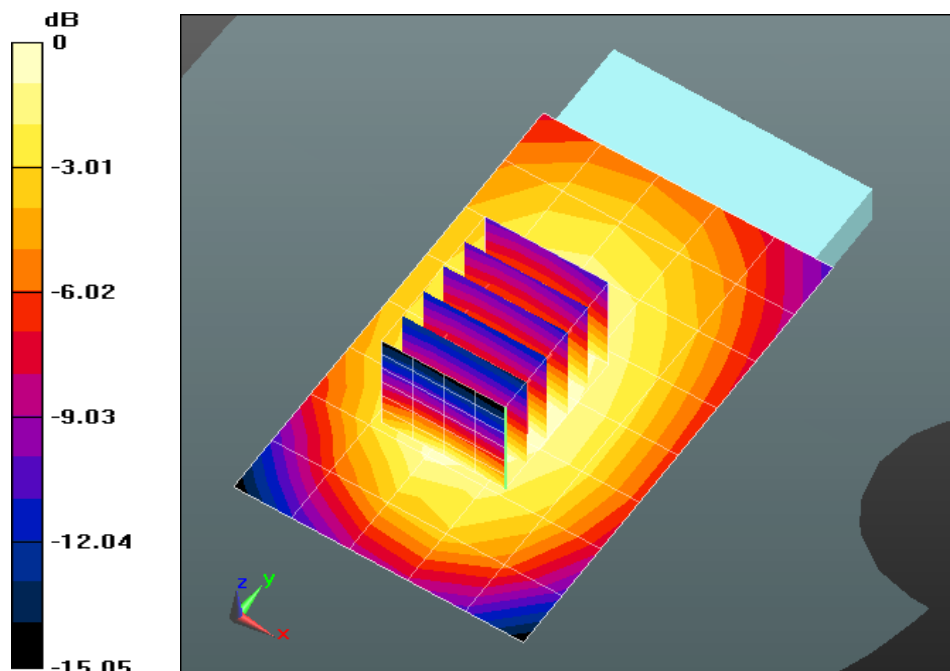
grid:  $dx=8$ mm,  $dy=8$ mm,  $dz=5$ mm

Reference Value = 19.933 V/m; Power Drift = -0.12 dB

Peak SAR (extrapolated) = 0.473 W/kg

**SAR(1 g) = 0.323 W/kg; SAR(10 g) = 0.230 W/kg**

Maximum value of SAR (measured) = 0.367 W/kg



0 dB = 0.358 W/kg = -4.46 dBW/kg

**Plot 320**

Date/Time: 3/28/2013 8:19:05 PM

Test Laboratory: Cetecom Inc., SAR 3 Lab

**DUT: RIM; Type: Phone; Serial: 0809-3914-6155**

Communication System: LTE-FDD (SC-FDMA, 1 RB, 10 MHz, QPSK); Frequency: 782 MHz  
 Medium: MSL750\_Batch 110526-1  
 Medium parameters used:  $f = 782 \text{ MHz}$ ;  $\sigma = 1.003 \text{ mho/m}$ ;  $\epsilon_r = 56.767$ ;  $\rho = 1000 \text{ kg/m}^3$   
 Phantom section: Flat Section  
 Measurement Standard: DASY5 (IEEE/IEC/ANSI C63.19-2007)  
 Procedure Notes: Test Technician: John; Air Temperature: 21.6C; Medium Temperature: 21C; Comments:  
 ;

DASY Configuration:

- Probe: ES3DV3 - SN3261; ConvF(6.13, 6.13, 6.13); Calibrated: 8/17/2012;
- Sensor-Surface: 3mm (Mechanical Surface Detection),  $z = 2.0, 32.0$
- Electronics: DAE4 Sn1266; Calibrated: 5/30/2011
- Phantom: SAM Front; Type: QD000P40CD; Serial: TP-1637
- DASY52 52.8.1(838);

**Flat-Section 5db/Back 10mm\_Low\_5db\_1RB\_BW 10MHz/Area Scan (6x9x1):** Measurement grid:

$dx=15\text{mm}$ ,  $dy=15\text{mm}$

Maximum value of SAR (measured) = 0.198 W/kg

**Flat-Section 5db/Back 10mm\_Low\_5db\_1RB\_BW 10MHz/Zoom Scan (6x6x7)/Cube 0:** Measurement

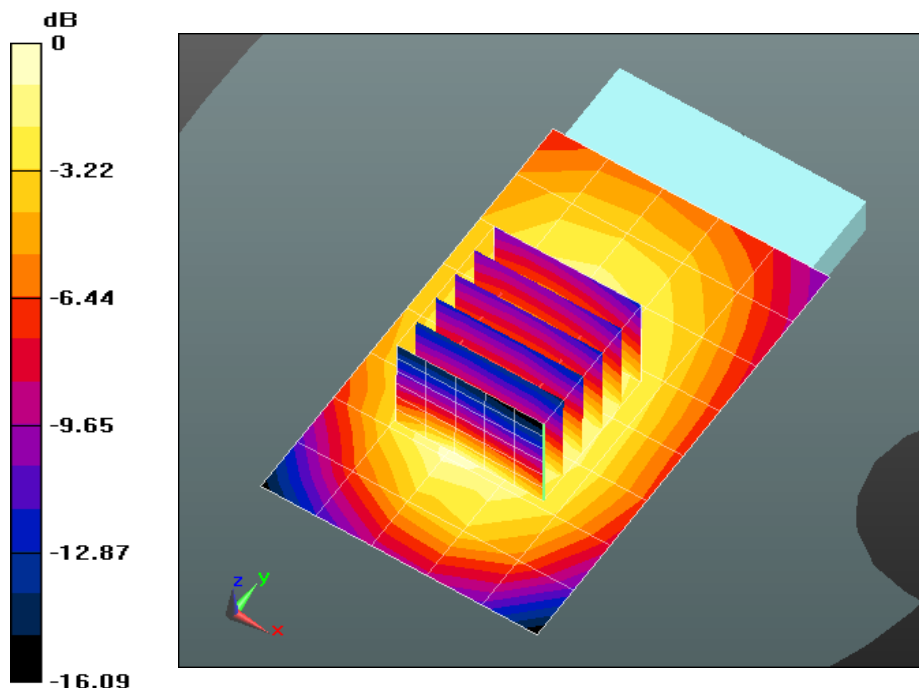
grid:  $dx=8\text{mm}$ ,  $dy=8\text{mm}$ ,  $dz=5\text{mm}$

Reference Value = 14.759 V/m; Power Drift = 0.00 dB

Peak SAR (extrapolated) = 0.270 W/kg

**SAR(1 g) = 0.178 W/kg; SAR(10 g) = 0.125 W/kg**

Maximum value of SAR (measured) = 0.204 W/kg



0 dB = 0.198 W/kg = -7.03 dBW/kg

**Plot 321**

Date/Time: 19.03.2013 19:07:12 Date/Time: 19.03.2013 19:29:57

**OET65-Body-WLAN**

**DUT: BlackBerry; Type: RFM121LW; Serial: 990002430036317**

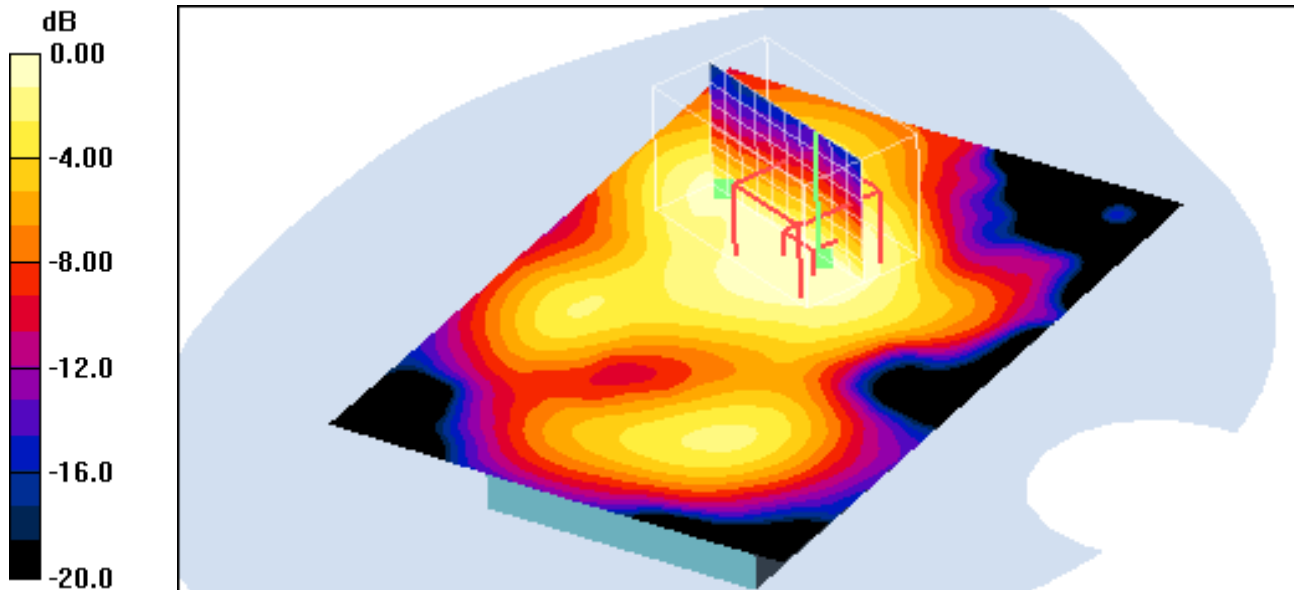
Communication System: WLAN 2450 US; Frequency: 2437 MHz; Duty Cycle: 1:1  
 Medium: MSL2450 Medium parameters used:  $f = 2437$  MHz;  $\sigma = 1.99$  mho/m;  $\epsilon_r = 52.1$ ;  $\rho = 1000$  kg/m<sup>3</sup>  
 Phantom section: Flat Section

**DASY4 Configuration:**

- Probe: ET3DV6 - SN1559; ConvF(4.02, 4.02, 4.02); Calibrated: 16.01.2013
- Sensor-Surface: 4mm (Mechanical Surface Detection)
- Electronics: DAE3 Sn413; Calibrated: 11.01.2013
- Phantom: SAM 12; Type: SAM; Serial: 1043
- Measurement SW: DASY4, V4.5 Build 19; Postprocessing SW: SEMCAD, V1.8 Build 146

**Front position - Mid/Area Scan (111x161x1):** Measurement grid: dx=10mm, dy=10mm  
 Maximum value of SAR (interpolated) = 0.073 mW/g

**Front position - Mid/Zoom Scan (11x7x7)/Cube 0:** Measurement grid: dx=5mm, dy=5mm, dz=5mm  
 Reference Value = 6.11 V/m; Power Drift = -0.063 dB  
 Peak SAR (extrapolated) = 0.142 W/kg  
**SAR(1 g) = 0.068 mW/g; SAR(10 g) = 0.039 mW/g**  
 Maximum value of SAR (measured) = 0.071 mW/g



0 dB = 0.071mW/g

**Additional information:**

position or distance of DUT to SAM : 10mm  
 ambient temperature: 22.8°C; liquid temperature: 22.1°C

**Plot 322**

Date/Time: 19.03.2013 19:51:06 Date/Time: 19.03.2013 20:11:30

**OET65-Body-WLAN**

**DUT: BlackBerry; Type: RFM121LW; Serial: 990002430036317**

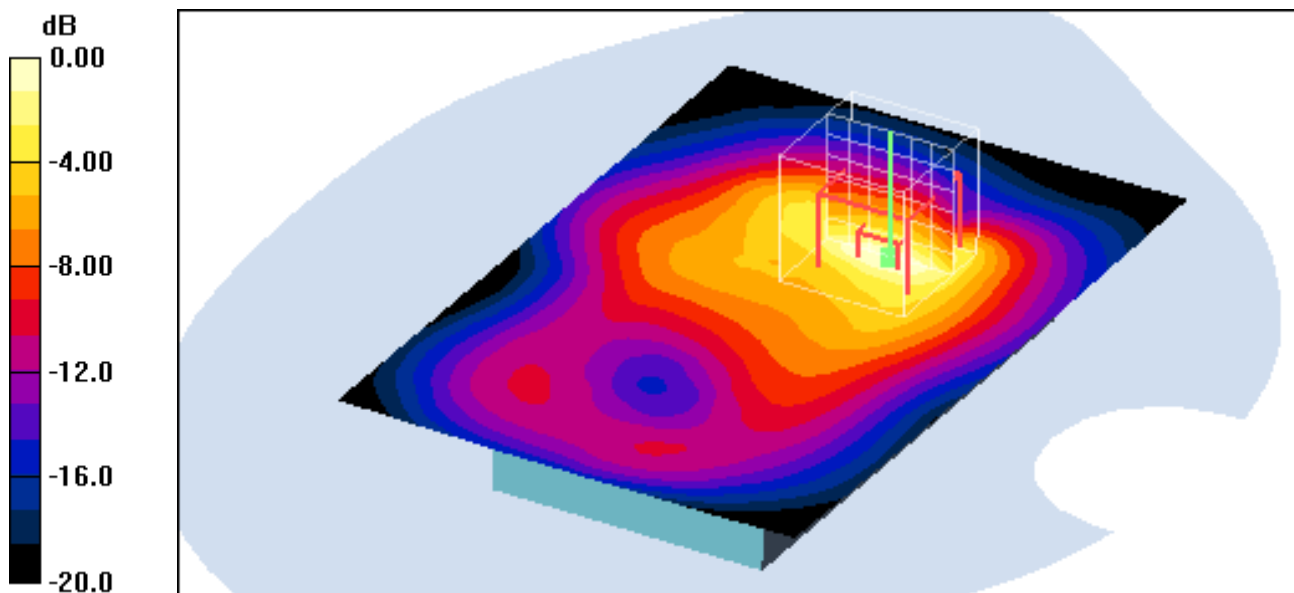
Communication System: WLAN 2450 US; Frequency: 2437 MHz; Duty Cycle: 1:1  
 Medium: MSL2450 Medium parameters used:  $f = 2437$  MHz;  $\sigma = 1.99$  mho/m;  $\epsilon_r = 52.1$ ;  $\rho = 1000$  kg/m<sup>3</sup>  
 Phantom section: Flat Section

**DASY4 Configuration:**

- Probe: ET3DV6 - SN1559; ConvF(4.02, 4.02, 4.02); Calibrated: 16.01.2013
- Sensor-Surface: 4mm (Mechanical Surface Detection)
- Electronics: DAE3 Sn413; Calibrated: 11.01.2013
- Phantom: SAM 12; Type: SAM; Serial: 1043
- Measurement SW: DASY4, V4.5 Build 19; Postprocessing SW: SEMCAD, V1.8 Build 146

**Rear position - Mid/Area Scan (111x161x1):** Measurement grid: dx=10mm, dy=10mm  
 Maximum value of SAR (interpolated) = 0.660 mW/g

**Rear position - Mid/Zoom Scan (7x7x7)/Cube 0:** Measurement grid: dx=5mm, dy=5mm, dz=5mm  
 Reference Value = 18.7 V/m; Power Drift = -0.111 dB  
 Peak SAR (extrapolated) = 1.63 W/kg  
**SAR(1 g) = 0.606 mW/g; SAR(10 g) = 0.268 mW/g**  
 Maximum value of SAR (measured) = 0.658 mW/g



0 dB = 0.658mW/g

**Additional information:**

position or distance of DUT to SAM : 10mm  
 ambient temperature: 22.8°C; liquid temperature: 22.1°C

**Plot 323**

Date/Time: 19.03.2013 21:01:30 Date/Time: 19.03.2013 21:13:51

**OET65-Body-WLAN****DUT: BlackBerry; Type: RFM121LW; Serial: 990002430036317**

Communication System: WLAN 2450 US; Frequency: 2437 MHz; Duty Cycle: 1:1  
Medium: MSL2450 Medium parameters used:  $f = 2437$  MHz;  $\sigma = 1.99$  mho/m;  $\epsilon_r = 52.1$ ;  $\rho = 1000$  kg/m<sup>3</sup>  
Phantom section: Flat Section

## DASY4 Configuration:

- Probe: ET3DV6 - SN1559; ConvF(4.02, 4.02, 4.02); Calibrated: 16.01.2013
- Sensor-Surface: 4mm (Mechanical Surface Detection)
- Electronics: DAE3 Sn413; Calibrated: 11.01.2013
- Phantom: SAM 12; Type: SAM; Serial: 1043
- Measurement SW: DASY4, V4.5 Build 19; Postprocessing SW: SEMCAD, V1.8 Build 146

**Edge top position - Middle/Area Scan (101x91x1):** Measurement grid: dx=10mm, dy=10mm  
Maximum value of SAR (interpolated) = 0.188 mW/g

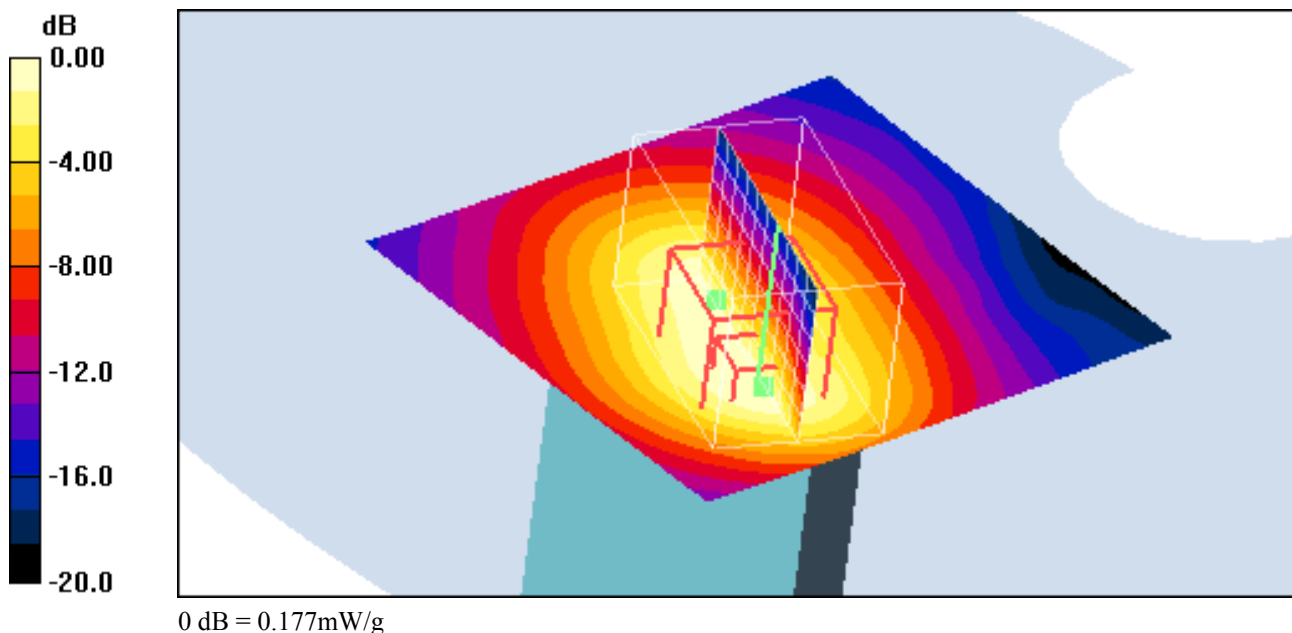
**Edge top position - Middle/Zoom Scan (7x11x7)/Cube 0:** Measurement grid: dx=5mm, dy=5mm, dz=5mm

Reference Value = 9.52 V/m; Power Drift = -0.027 dB

Peak SAR (extrapolated) = 0.366 W/kg

**SAR(1 g) = 0.167 mW/g; SAR(10 g) = 0.086 mW/g**

Maximum value of SAR (measured) = 0.177 mW/g

**Additional information:**

position or distance of DUT to SAM : 10mm

ambient temperature: 22.8°C; liquid temperature: 22.1°C

**Plot 324**

Date/Time: 20.03.2013 11:23:46 Date/Time: 20.03.2013 11:40:56

**OET65-Body-WLAN**

**DUT: BlackBerry; Type: RFM121LW; Serial: 990002430036317**

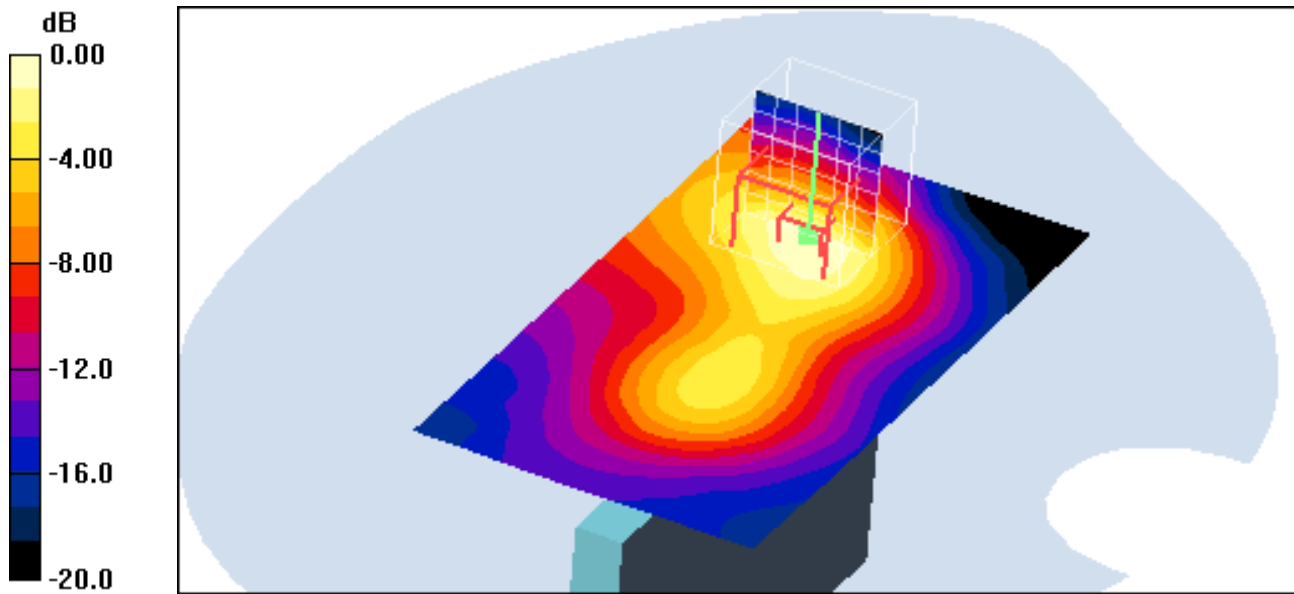
Communication System: WLAN 2450 US; Frequency: 2437 MHz; Duty Cycle: 1:1  
 Medium: MSL2450 Medium parameters used:  $f = 2437$  MHz;  $\sigma = 1.99$  mho/m;  $\epsilon_r = 52.1$ ;  $\rho = 1000$  kg/m<sup>3</sup>  
 Phantom section: Flat Section

**DASY4 Configuration:**

- Probe: ET3DV6 - SN1559; ConvF(4.02, 4.02, 4.02); Calibrated: 16.01.2013
- Sensor-Surface: 4mm (Mechanical Surface Detection)
- Electronics: DAE3 Sn413; Calibrated: 11.01.2013
- Phantom: SAM 12; Type: SAM; Serial: 1043
- Measurement SW: DASY4, V4.5 Build 19; Postprocessing SW: SEMCAD, V1.8 Build 146

**Edge left position - Middle/Area Scan (81x151x1):** Measurement grid: dx=10mm, dy=10mm  
 Maximum value of SAR (interpolated) = 0.171 mW/g

**Edge left position - Middle/Zoom Scan (7x7x7)/Cube 0:** Measurement grid: dx=5mm, dy=5mm, dz=5mm  
 Reference Value = 9.20 V/m; Power Drift = -0.032 dB  
 Peak SAR (extrapolated) = 0.373 W/kg  
**SAR(1 g) = 0.155 mW/g; SAR(10 g) = 0.078 mW/g**  
 Maximum value of SAR (measured) = 0.166 mW/g



**Additional information:**

position or distance of DUT to SAM : 10mm  
 ambient temperature: 22.8°C; liquid temperature: 22.1°C

**Plot 325**

Date/Time: 19.03.2013 20:26:36 Date/Time: 19.03.2013 20:43:19

**OET65-Body-WLAN**

**DUT: BlackBerry; Type: RFM121LW; Serial: 990002430036317**

Communication System: WLAN 2450 US; Frequency: 2437 MHz; Duty Cycle: 1:1  
 Medium: MSL2450 Medium parameters used:  $f = 2437$  MHz;  $\sigma = 1.99$  mho/m;  $\epsilon_r = 52.1$ ;  $\rho = 1000$  kg/m<sup>3</sup>  
 Phantom section: Flat Section

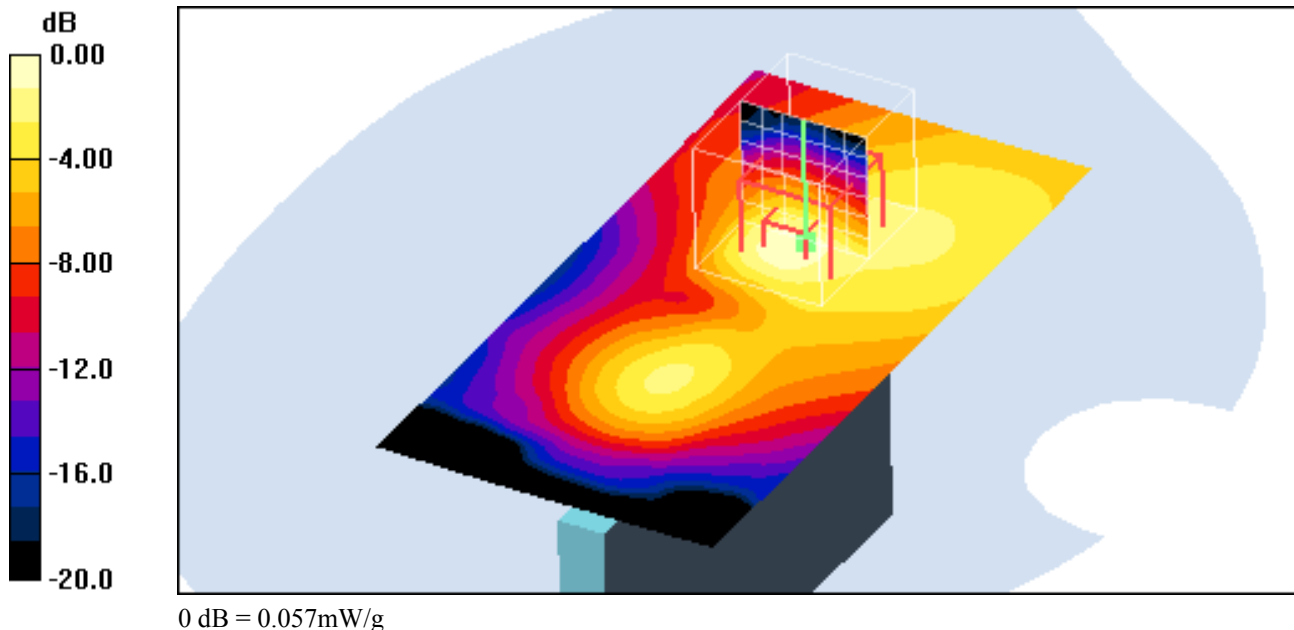
**DASY4 Configuration:**

- Probe: ET3DV6 - SN1559; ConvF(4.02, 4.02, 4.02); Calibrated: 16.01.2013
- Sensor-Surface: 4mm (Mechanical Surface Detection)
- Electronics: DAE3 Sn413; Calibrated: 11.01.2013
- Phantom: SAM 12; Type: SAM; Serial: 1043
- Measurement SW: DASY4, V4.5 Build 19; Postprocessing SW: SEMCAD, V1.8 Build 146

**Edge right position - Middle/Area Scan (81x161x1):** Measurement grid: dx=10mm, dy=10mm  
 Maximum value of SAR (interpolated) = 0.055 mW/g

**Edge right position - Middle/Zoom Scan (7x9x7)/Cube 0:** Measurement grid: dx=5mm, dy=5mm, dz=5mm

Reference Value = 5.50 V/m; Power Drift = -0.083 dB  
 Peak SAR (extrapolated) = 0.113 W/kg  
**SAR(1 g) = 0.052 mW/g; SAR(10 g) = 0.026 mW/g**  
 Maximum value of SAR (measured) = 0.057 mW/g



**Additional information:**

position or distance of DUT to SAM : 10mm  
 ambient temperature: 22.8°C; liquid temperature: 22.1°C

**Plot 326**

Date/Time: 19.03.2013 21:38:50 Date/Time: 19.03.2013 21:58:35

**OET65-Body-WLAN**

**DUT: BlackBerry; Type: RFM121LW; Serial: 990002430036317**

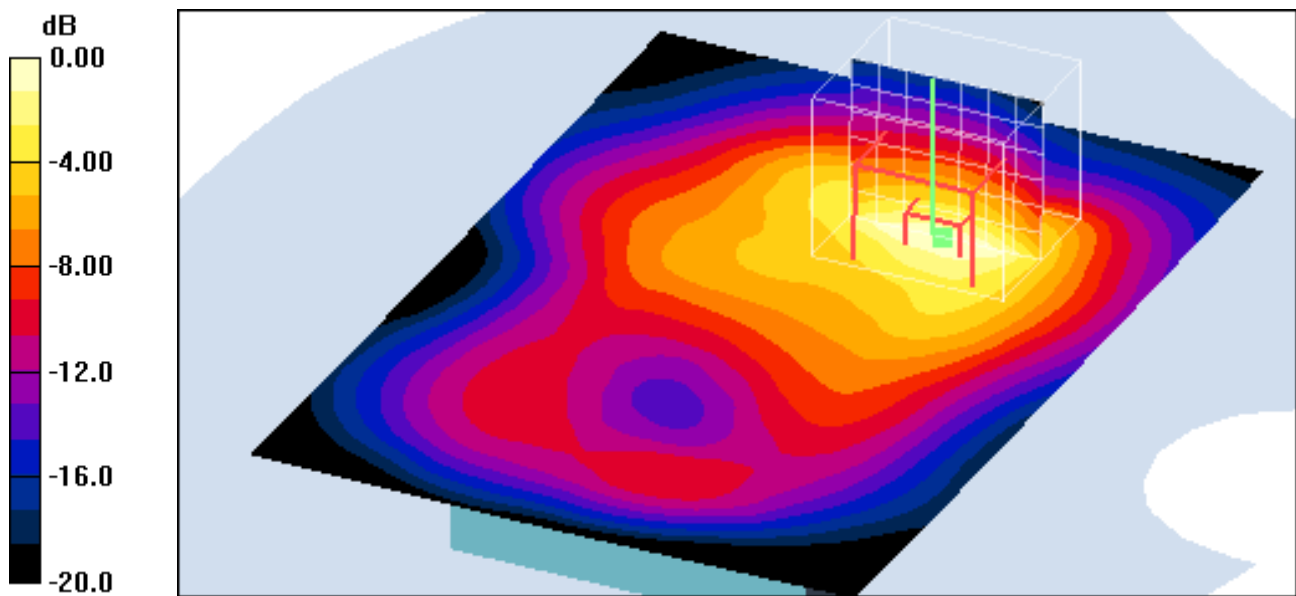
Communication System: WLAN 2450 US; Frequency: 2412 MHz; Duty Cycle: 1:1  
 Medium: MSL2450 Medium parameters used:  $f = 2412$  MHz;  $\sigma = 1.96$  mho/m;  $\epsilon_r = 52.2$ ;  $\rho = 1000$  kg/m<sup>3</sup>  
 Phantom section: Flat Section

**DASY4 Configuration:**

- Probe: ET3DV6 - SN1559; ConvF(4.02, 4.02, 4.02); Calibrated: 16.01.2013
- Sensor-Surface: 4mm (Mechanical Surface Detection)
- Electronics: DAE3 Sn413; Calibrated: 11.01.2013
- Phantom: SAM 12; Type: SAM; Serial: 1043
- Measurement SW: DASY4, V4.5 Build 19; Postprocessing SW: SEMCAD, V1.8 Build 146

**Rear position - Low/Area Scan (111x161x1):** Measurement grid: dx=10mm, dy=10mm  
 Maximum value of SAR (interpolated) = 0.586 mW/g

**Rear position - Low/Zoom Scan (8x7x7)/Cube 0:** Measurement grid: dx=5mm, dy=5mm, dz=5mm  
 Reference Value = 17.0 V/m; Power Drift = 0.025 dB  
 Peak SAR (extrapolated) = 1.27 W/kg  
**SAR(1 g) = 0.498 mW/g; SAR(10 g) = 0.229 mW/g**  
 Maximum value of SAR (measured) = 0.548 mW/g



0 dB = 0.548mW/g

**Additional information:**

position or distance of DUT to SAM : 10mm  
 ambient temperature: 22.8°C; liquid temperature: 22.1°C



**Plot 327**

Date/Time: 19.03.2013 22:15:54 Date/Time: 19.03.2013 22:34:59

**OET65-Body-WLAN**

**DUT: BlackBerry; Type: RFM121LW; Serial: 990002430036317**

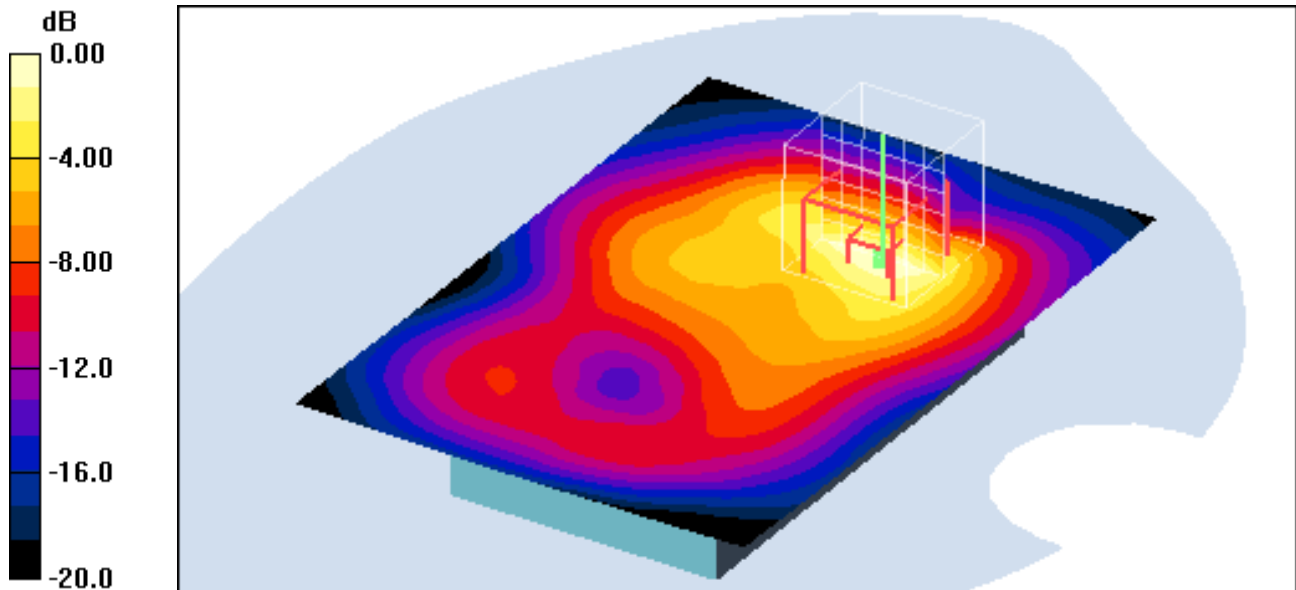
Communication System: WLAN 2450 US; Frequency: 2462 MHz; Duty Cycle: 1:1  
 Medium: MSL2450 Medium parameters used:  $f = 2462$  MHz;  $\sigma = 2$  mho/m;  $\epsilon_r = 52$ ;  $\rho = 1000$  kg/m<sup>3</sup>  
 Phantom section: Flat Section

**DASY4 Configuration:**

- Probe: ET3DV6 - SN1559; ConvF(4.02, 4.02, 4.02); Calibrated: 16.01.2013
- Sensor-Surface: 4mm (Mechanical Surface Detection)
- Electronics: DAE3 Sn413; Calibrated: 11.01.2013
- Phantom: SAM 12; Type: SAM; Serial: 1043
- Measurement SW: DASY4, V4.5 Build 19; Postprocessing SW: SEMCAD, V1.8 Build 146

**Rear position - High/Area Scan (111x161x1):** Measurement grid: dx=10mm, dy=10mm  
 Maximum value of SAR (interpolated) = 0.533 mW/g

**Rear position - High/Zoom Scan (7x7x7)/Cube 0:** Measurement grid: dx=5mm, dy=5mm, dz=5mm  
 Reference Value = 16.4 V/m; Power Drift = 0.01 dB  
 Peak SAR (extrapolated) = 1.22 W/kg  
**SAR(1 g) = 0.473 mW/g; SAR(10 g) = 0.218 mW/g**  
 Maximum value of SAR (measured) = 0.524 mW/g



0 dB = 0.524mW/g

**Additional information:**

position or distance of DUT to SAM : 10mm  
 ambient temperature: 22.8°C; liquid temperature: 22.1°C

**Plot 328**

Date/Time: 3/21/2013 8:40:48 PM

Test Laboratory: Cetecom Inc. SAR 1 Lab

**DUT: RIM; Type: Phone; Serial: 0809-3915-1461**

Communication System: GPRS-FDD (2 Timeslots); Frequency: 1909.8 MHz

Medium: HSL1900\_Batch 110615-3

Medium parameters used:  $f = 1910$  MHz;  $\sigma = 1.457$  mho/m;  $\epsilon_r = 39.863$ ;  $\rho = 1000$  kg/m<sup>3</sup>

Phantom section: Left Section

Measurement Standard: DASY5 (IEEE/IEC/ANSI C63.19-2011)

Procedure Notes: Test Technician: Josie; Air Temperature: 21.9C; Medium Temperature: 23.7C;

Comments: ;

DASY Configuration:

- Probe: ES3DV3 - SN3244; ConvF(5.09, 5.09, 5.09); Calibrated: 11/7/2012;
- Sensor-Surface: 3mm (Mechanical Surface Detection),  $z = 2.0, 32.0$
- Electronics: DAE4 Sn1233; Calibrated: 11/6/2012
- Phantom: SAM; Type: QD 000 P40 CC; Serial: 1592
- DASY52 52.8.1(838);

**Left Touch\_3-21-13/Touch Position\_High Ch.\_DTM\_1PS slot\_2nd battery/Area Scan (10x7x1):**

Measurement grid:  $dx=15$ mm,  $dy=15$ mm

Maximum value of SAR (measured) = 0.875 mW/g

**Left Touch\_3-21-13/Touch Position\_High Ch.\_DTM\_1PS slot\_2nd battery/Zoom Scan (5x5x7)/Cube**


**0:** Measurement grid:  $dx=8$ mm,  $dy=8$ mm,  $dz=5$ mm

Reference Value = 23.502 V/m; Power Drift = -0.17 dB

Peak SAR (extrapolated) = 1.205 mW/g

**SAR(1 g) = 0.735 mW/g; SAR(10 g) = 0.438 mW/g**

Maximum value of SAR (measured) = 0.864 mW/g



0 dB = 0.875 mW/g = -1.16 dB mW/g

**Plot 329**

Date/Time: 3/18/2013 9:38:24 PM

Test Laboratory: Cetecom Inc. SAR 1 Lab

**DUT: RIM; Type: Phone; Serial: 0809-3914-7154**

Communication System: CDMA RC3; Frequency: 848.31 MHz  
 Medium: MSL900\_Batch 110614-1  
 Medium parameters used (interpolated):  $f = 848.31$  MHz;  $\sigma = 1.033$  mho/m;  $\epsilon_r = 52.616$ ;  $\rho = 1000$  kg/m<sup>3</sup>  
 Phantom section: Flat Section  
 Measurement Standard: DASYS (IEEE/IEC/ANSI C63.19-2007)  
 Procedure Notes: Test Technician: John; Air Temperature: 22.6C ; Medium Temperature: 22.1C;  
 Comments: ;

DASY Configuration:

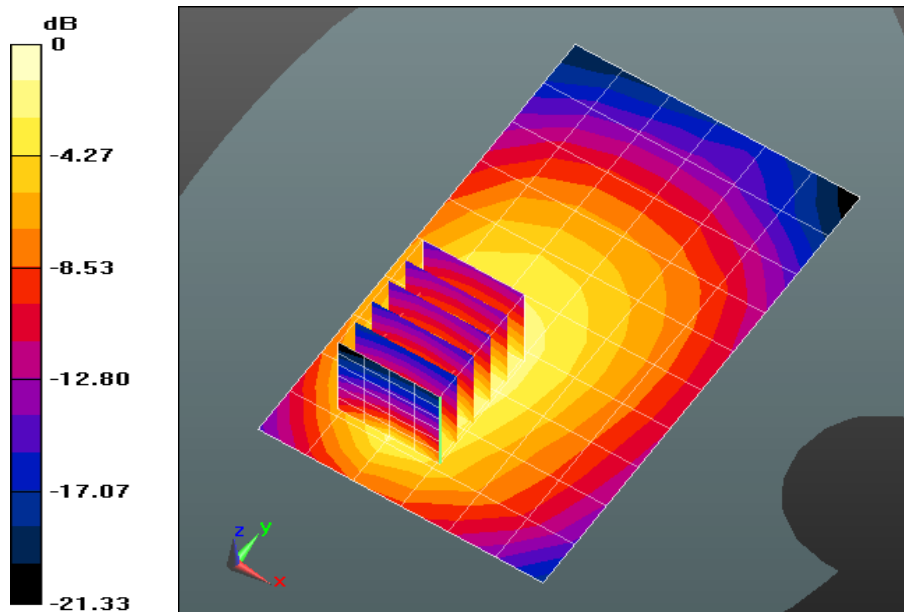
- Probe: ES3DV3 - SN3260; ConvF(6.34, 6.34, 6.34); Calibrated: 9/25/2012;
- Sensor-Surface: 3mm (Mechanical Surface Detection),  $z = 2.0, 32.0$
- Electronics: DAE4 Sn1265; Calibrated: 5/13/2011
- Phantom: SAM Front; Type: QD000P40CD; Serial: TP:1640
- DASYS2 52.8.3(988);

**Flat section Hotspot 3-18-13/Back 10mm\_848.31MHz\_ with headset Repeat 2 2/Area Scan (7x11x1):**

Measurement grid:  $dx=15$ mm,  $dy=15$ mm  
 Info: [Interpolated medium parameters used for SAR evaluation.](#)  
 Maximum value of SAR (measured) = 1.03 W/kg

**Flat section Hotspot 3-18-13/Back 10mm\_848.31MHz\_ with headset Repeat 2 2/Zoom Scan**

**(5x6x7)/Cube 0:** Measurement grid:  $dx=8$ mm,  $dy=8$ mm,  $dz=5$ mm  
 Reference Value = 22.621 V/m; Power Drift = -0.10 dB  
 Peak SAR (extrapolated) = 1.40 W/kg  
**SAR(1 g) = 0.869 W/kg; SAR(10 g) = 0.542 W/kg**  
 Info: [Interpolated medium parameters used for SAR evaluation.](#)  
 Maximum value of SAR (measured) = 1.04 W/kg



0 dB = 1.03 W/kg = 0.12 dBW/kg

**Plot 330**

Date/Time: 3/20/2013 12:09:43 PM

Test Laboratory: Cetecom Inc., SAR 4 Lab

**DUT: RIM; Type: Phone; Serial: 0809-3914-7154**

Communication System: CDMA2000 RC3; Frequency: 836.52 MHz  
 Medium: HSL900\_Batch 110607-1  
 Medium parameters used:  $f = 837$  MHz;  $\sigma = 0.915$  mho/m;  $\epsilon_r = 40.573$ ;  $\rho = 1000$  kg/m<sup>3</sup>  
 Phantom section: Right Section  
 Measurement Standard: DASYS (IEEE/IEC/ANSI C63.19-2007)  
 Procedure Notes: Test Technician: John; Air Temperature: 24.6C; Medium Temperature: 23C; Comments:  
 ;

DASY Configuration:

- Probe: ES3DV3 - SN3260; ConvF(6.29, 6.29, 6.29); Calibrated: 9/25/2012;
- Sensor-Surface: 3mm (Mechanical Surface Detection),  $z = 2.0, 32.0$
- Electronics: DAE4 Sn1265; Calibrated: 5/13/2011
- Phantom: SAM Front; Type: QD000P40CD; Serial: TP-1637
- DASYS2 52.8.1(838);

**Right-Hand-Side 3-19-13 & 3-20-13/Touch Position\_Repeat/Area Scan (11x7x1):** Measurement grid:

$dx=15$ mm,  $dy=15$ mm

Maximum value of SAR (measured) = 0.787 mW/g

**Right-Hand-Side 3-19-13 & 3-20-13/Touch Position\_Repeat/Zoom Scan (5x6x7)/Cube 0:**

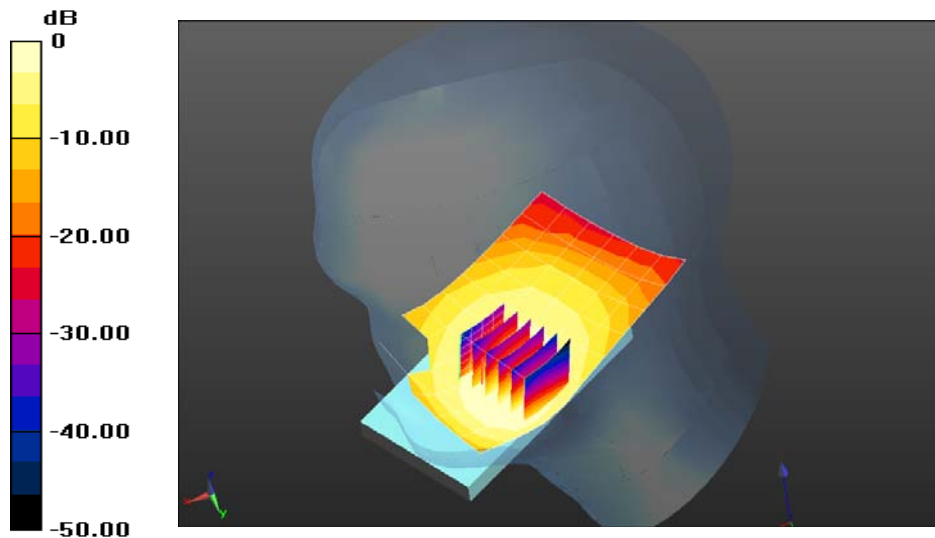
Measurement grid:  $dx=8$ mm,  $dy=8$ mm,  $dz=5$ mm

Reference Value = 24.060 V/m; Power Drift = -0.06 dB

Peak SAR (extrapolated) = 0.963 mW/g

**SAR(1 g) = 0.702 mW/g; SAR(10 g) = 0.507 mW/g**

Maximum value of SAR (measured) = 0.788 mW/g



0 dB = 0.787 mW/g = -2.08 dB mW/g

**Plot 331**

Date/Time: 3/21/2013 4:53:50 PM

Test Laboratory: Cetecom Inc. SAR 1 Lab

**DUT: RIM; Type: Phone; Serial: 0809-3915-1461**

Communication System: CDMA RC3; Frequency: 1880 MHz

Medium: HSL1900\_Batch 110615-3

Medium parameters used:  $f = 1880$  MHz;  $\sigma = 1.426$  mho/m;  $\epsilon_r = 39.99$ ;  $\rho = 1000$  kg/m<sup>3</sup>

Phantom section: Left Section

Measurement Standard: DASY5 (IEEE/IEC/ANSI C63.19-2011)

Procedure Notes: Test Technician: John; Air Temperature: 23.2C; Medium Temperature: 22.3C;

Comments: ;

## DASY Configuration:

- Probe: ES3DV3 - SN3244; ConvF(5.09, 5.09, 5.09); Calibrated: 11/7/2012;
- Sensor-Surface: 3mm (Mechanical Surface Detection),  $z = 2.0, 32.0$
- Electronics: DAE4 Sn1233; Calibrated: 11/6/2012
- Phantom: SAM; Type: QD 000 P40 CC; Serial: 1592
- DASY52 52.8.1(838);

**Left-Hand side 3-21-13 Repeat Left Touch/Touch Position\_1880MHz\_2nd battery\_Repeat/Area****Scan (11x7x1):** Measurement grid:  $dx=15$ mm,  $dy=15$ mm

Maximum value of SAR (measured) = 1.27 mW/g

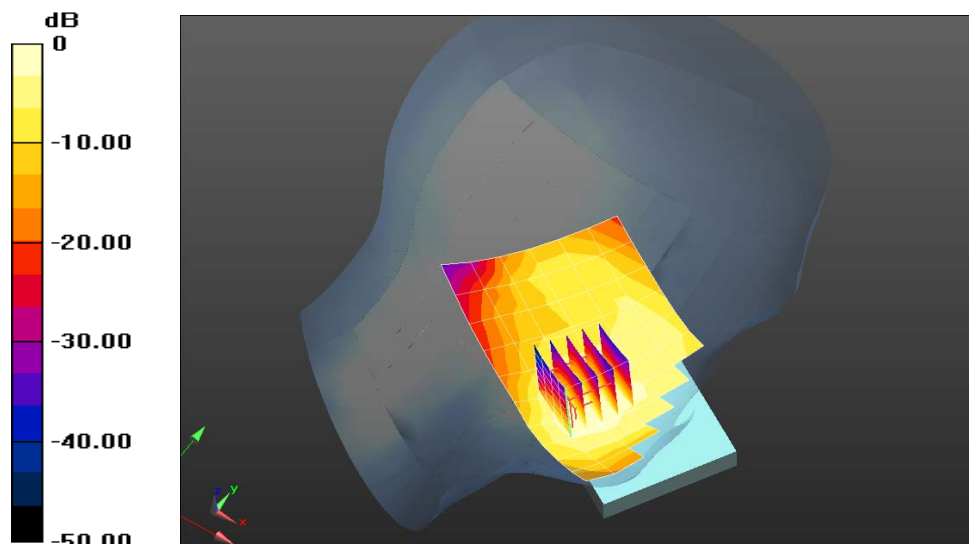
**Left-Hand side 3-21-13 Repeat Left Touch/Touch Position\_1880MHz\_2nd battery\_Repeat/Zoom****Scan (5x5x7)/Cube 0:** Measurement grid:  $dx=8$ mm,  $dy=8$ mm,  $dz=5$ mm

Reference Value = 26.925 V/m; Power Drift = -0.07 dB

Peak SAR (extrapolated) = 1.697 mW/g

**SAR(1 g) = 1.1 mW/g; SAR(10 g) = 0.655 mW/g**

Maximum value of SAR (measured) = 1.26 mW/g



0 dB = 1.27 mW/g = 2.05 dB mW/g

**Plot 332**

Date/Time: 3/14/2013 8:34:30 PM

Test Laboratory: Cetecom Inc. SAR 1 Lab

**DUT: RIM; Type: Phone; Serial: 0809-3929-7446**

Communication System: UMTS-FDD (WCDMA); Frequency: 1907.6 MHz

Medium: MSL1900\_Batch 110615-4

Medium parameters used:  $f = 1908 \text{ MHz}$ ;  $\sigma = 1.533 \text{ mho/m}$ ;  $\epsilon_r = 50.984$ ;  $\rho = 1000 \text{ kg/m}^3$

Phantom section: Flat Section

Measurement Standard: DASYS (IEEE/IEC/ANSI C63.19-2011)

Procedure Notes: Test Technician: John; Air Temperature: 23.5C; Medium Temperature: 22.5C;

Comments: ;

DASY Configuration:

- Probe: ES3DV3 - SN3244; ConvF(4.81, 4.81, 4.81); Calibrated: 11/7/2012;
- Sensor-Surface: 3mm (Mechanical Surface Detection),  $z = 2.0, 32.0$
- Electronics: DAE4 Sn1233; Calibrated: 11/6/2012
- Phantom: SAM; Type: QD 000 P40 CC; Serial: 1592
- DASYS2 52.8.1(838);

**Hotspot mode 2/Back 10mm\_1907.6MHz\_Repeat/Area Scan (7x11x1):** Measurement grid:  $dx=15\text{mm}$ ,  $dy=15\text{mm}$

Maximum value of SAR (measured) = 1.14 mW/g

**Hotspot mode 2/Back 10mm\_1907.6MHz\_Repeat/Zoom Scan (5x5x7)/Cube 0:** Measurement grid:

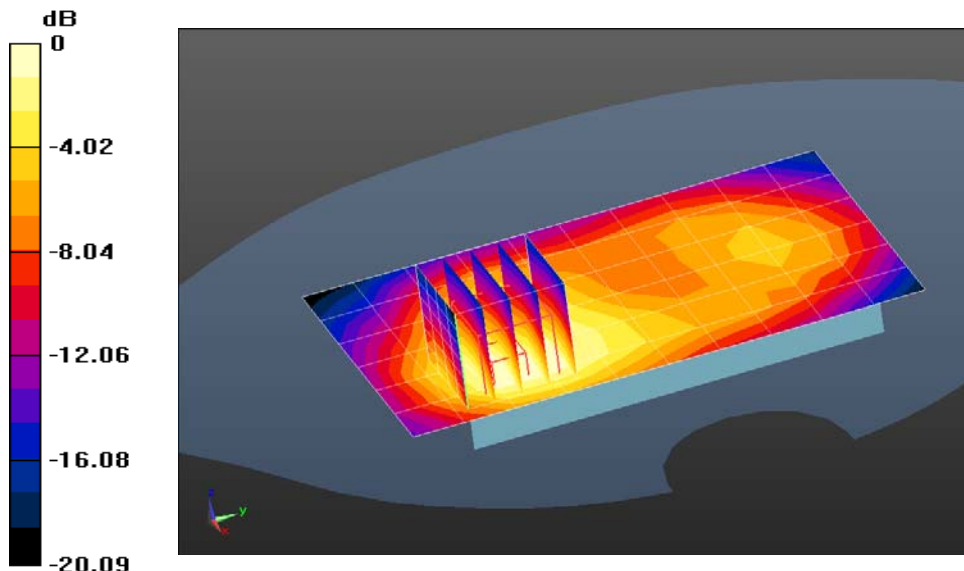
$dx=8\text{mm}$ ,  $dy=8\text{mm}$ ,  $dz=5\text{mm}$

Reference Value = 11.322 V/m; Power Drift = 0.05 dB

Peak SAR (extrapolated) = 1.750 mW/g

**SAR(1 g) = 1.08 mW/g; SAR(10 g) = 0.631 mW/g**

Maximum value of SAR (measured) = 1.30 mW/g



0 dB = 1.14 mW/g = 1.11 dB mW/g

**Plot 333**

Date/Time: 3/21/2013 6:20:52 PM

Test Laboratory: Cetecom Inc. SAR 1 Lab

**DUT: RIM; Type: Phone; Serial: 0809-3915-1461**

Communication System: UMTS-FDD (WCDMA); Frequency: 1907.6 MHz

Medium: HSL1900\_Batch 110615-3

Medium parameters used:  $f = 1908 \text{ MHz}$ ;  $\sigma = 1.455 \text{ mho/m}$ ;  $\epsilon_r = 39.874$ ;  $\rho = 1000 \text{ kg/m}^3$

Phantom section: Left Section

Measurement Standard: DASYS (IEEE/IEC/ANSI C63.19-2011)

Procedure Notes: Test Technician: John; Air Temperature: 22.1C; Medium Temperature: 22.3C;

Comments: ;

DASY Configuration:

- Probe: ES3DV3 - SN3244; ConvF(5.09, 5.09, 5.09); Calibrated: 11/7/2012;
- Sensor-Surface: 3mm (Mechanical Surface Detection),  $z = 2.0, 32.0$
- Electronics: DAE4 Sn1233; Calibrated: 11/6/2012
- Phantom: SAM; Type: QD 000 P40 CC; Serial: 1592
- DASYS2 52.8.1(838);

**Left-Hand Side\_Repeat 3-21-13/Touch Position\_ 2nd battery/Area Scan (11x7x1):** Measurement grid:

$dx=15\text{mm}$ ,  $dy=15\text{mm}$

Maximum value of SAR (measured) = 1.10 mW/g

**Left-Hand Side\_Repeat 3-21-13/Touch Position\_ 2nd battery/Zoom Scan (5x5x7)/Cube 0:**


Measurement grid:  $dx=8\text{mm}$ ,  $dy=8\text{mm}$ ,  $dz=5\text{mm}$

Reference Value = 27.181 V/m; Power Drift = -0.00 dB

Peak SAR (extrapolated) = 1.715 mW/g

**SAR(1 g) = 1.02 mW/g; SAR(10 g) = 0.595 mW/g**

Maximum value of SAR (measured) = 1.25 mW/g



0 dB = 1.10 mW/g = 0.86 dB mW/g

**Plot 334**

Date/Time: 3/28/2013 12:02:43 AM

Test Laboratory: Cetecom Inc. SAR 1 Lab

**DUT: RIM; Type: Phone; Serial: 0809-3929-7651**

Communication System: LTE (SC-FDMA, 1 RB, 20 MHz, QPSK); Frequency: 1745 MHz

Medium: MSL1750\_Batch 100824-2

Medium parameters used:  $f = 1745$  MHz;  $\sigma = 1.533$  mho/m;  $\epsilon_r = 51.725$ ;  $\rho = 1000$  kg/m<sup>3</sup>

Phantom section: Flat Section

Measurement Standard: DASYS (IEEE/IEC/ANSI C63.19-2007)

Procedure Notes: Test Technician: John; Air Temperature: 21.6C; Medium Temperature: 21C; Comments:

;

DASY Configuration:

- Probe: ES3DV3 - SN3261; ConvF(5.08, 5.08, 5.08); Calibrated: 8/17/2012;
- Sensor-Surface: 3mm (Mechanical Surface Detection),  $z = 2.0, 32.0$
- Electronics: DAE4 Sn1233; Calibrated: 11/6/2012
- Phantom: ELI 4.0; Type: QDOVA001BA; Serial: xxxx
- DASYS2 52.8.3(988);

**Flat-Section 3/Back 10mm\_1RB High\_BW 20MHz\_Low Ch./Area Scan (7x9x1):** Measurement grid:

$dx=15$ mm,  $dy=15$ mm

Maximum value of SAR (measured) = 1.67 W/kg

**Flat-Section 3/Back 10mm\_1RB High\_BW 20MHz\_Low Ch./Zoom Scan (5x5x7)/Cube 0:**

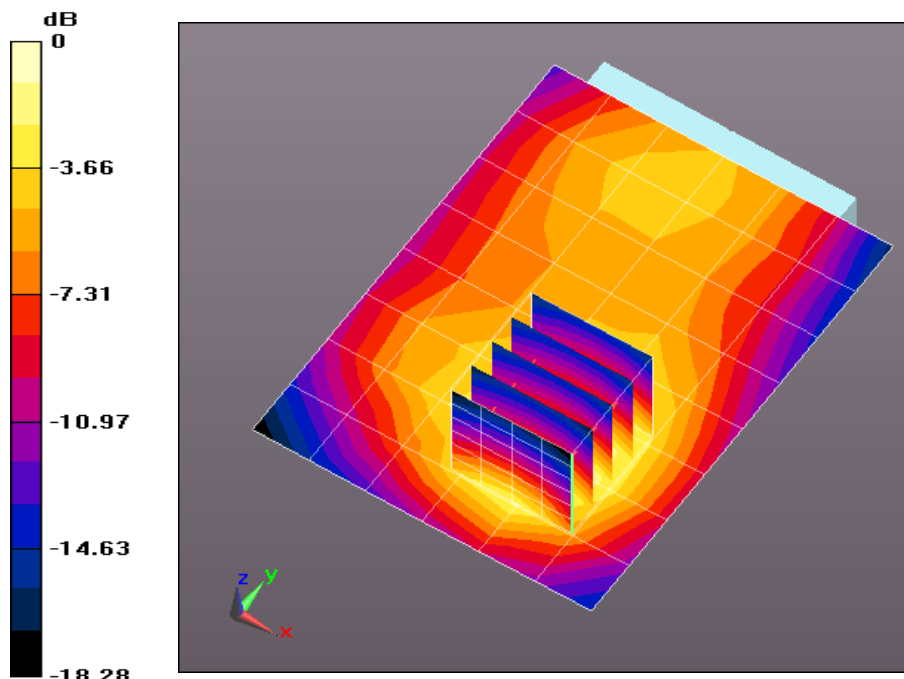
Measurement grid:  $dx=8$ mm,  $dy=8$ mm,  $dz=5$ mm

Reference Value = 25.930 V/m; Power Drift = -0.19 dB

Peak SAR (extrapolated) = 2.24 W/kg

**SAR(1 g) = 1.29 W/kg; SAR(10 g) = 0.741 W/kg**

Maximum value of SAR (measured) = 1.61 W/kg



0 dB = 1.67 W/kg = 2.22 dBW/kg



**Plot 335**

Date/Time: 4/1/2013 12:54:49 PM

Test Laboratory: Cetecom Inc., SAR 3 Lab

**DUT: RIM; Type: Phone; Serial: 0809-3929-8748**

Communication System: LTE-FDD (SC-FDMA, 1 RB, 10 MHz, QPSK); Frequency: 782 MHz

Medium: HSL750\_Batch 110524-3

Medium parameters used:  $f = 782$  MHz;  $\sigma = 0.936$  mho/m;  $\epsilon_r = 39.833$ ;  $\rho = 1000$  kg/m<sup>3</sup>

Phantom section: Left Section

Measurement Standard: DASY5 (IEEE/IEC/ANSI C63.19-2007)

Procedure Notes: Test Technician: Kathy; Air Temperature: 21.1C; Medium Temperature: 22.6C;

Comments: ;

DASY Configuration:

- Probe: ES3DV3 - SN3261; ConvF(6.28, 6.28, 6.28); Calibrated: 8/17/2012;
- Sensor-Surface: 3mm (Mechanical Surface Detection),  $z = 2.0, 32.0$
- Electronics: DAE4 Sn1266; Calibrated: 5/30/2011
- Phantom: SAM Back; Type: QD000P40CD; Serial: TP-1638
- DASY52 52.8.1(838);

**Left-Hand Side/Touch Position\_1RB\_BW 10MHz\_Low/Area Scan (9x7x1):** Measurement grid:

$dx=15$ mm,  $dy=15$ mm

Maximum value of SAR (measured) = 0.888 W/kg

**Left-Hand Side/Touch Position\_1RB\_BW 10MHz\_Low/Zoom Scan (5x5x7)/Cube 0:** Measurement

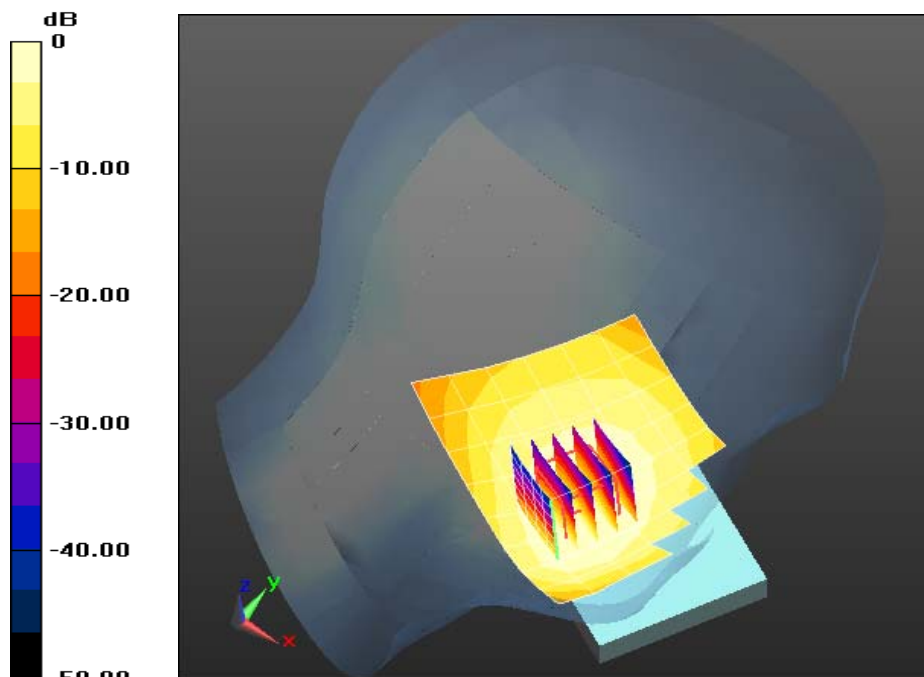
grid:  $dx=8$ mm,  $dy=8$ mm,  $dz=5$ mm

Reference Value = 31.699 V/m; Power Drift = -0.09 dB

Peak SAR (extrapolated) = 1.03 W/kg

**SAR(1 g) = 0.793 W/kg; SAR(10 g) = 0.578 W/kg**

Maximum value of SAR (measured) = 0.883 W/kg



0 dB = 0.888 W/kg = -0.51 dBW/kg

**Plot 336**

Date/Time: 3/15/2013 2:17:16 PM

Test Laboratory: Cetecom Inc., SAR 3 Lab

**DUT: Dipole 750 MHz - D750V3 - SN1032; Type: D750V3; Serial: D750V3 - SN:1032**

Communication System: CW; Frequency: 750 MHz

Medium: HSL750\_Batch 110524-3

Medium parameters used:  $f = 750$  MHz;  $\sigma = 0.893$  mho/m;  $\epsilon_r = 40.502$ ;  $\rho = 1000$  kg/m<sup>3</sup>

Phantom section: Flat Section

Measurement Standard: DASY5 (IEEE/IEC/ANSI C63.19-2007)

Procedure Notes: Test Technician: Kathy; Air Temperature: 21.5C; Medium Temperature: 22.1C;

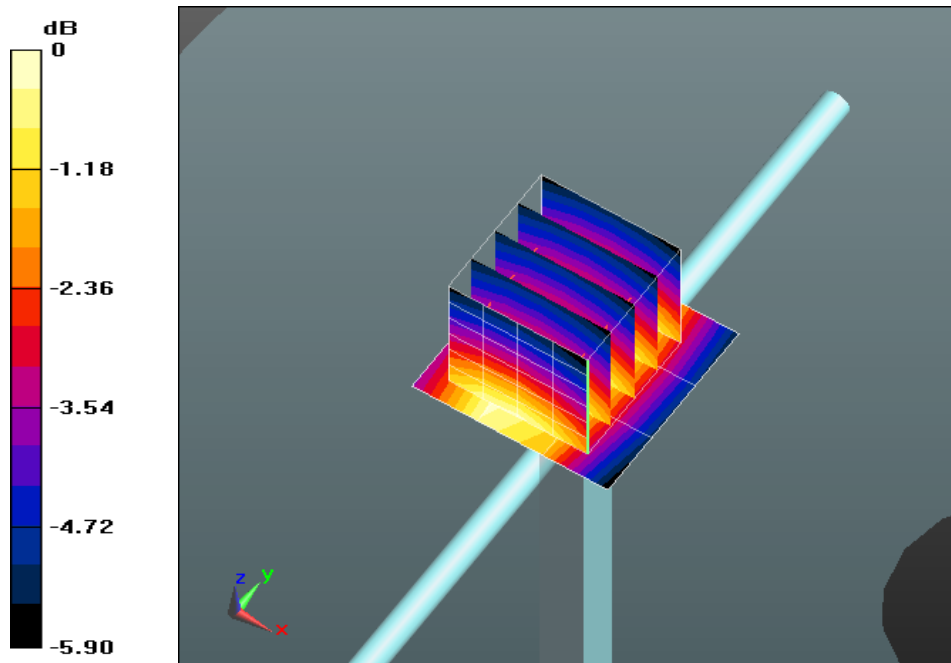
Comments: ;

DASY Configuration:

- Probe: ES3DV3 - SN3261; ConvF(6.28, 6.28, 6.28); Calibrated: 8/17/2012;
- Sensor-Surface: 3mm (Mechanical Surface Detection),  $z = 2.0, 32.0$
- Electronics: DAE4 Sn1266; Calibrated: 5/30/2011
- Phantom: SAM Back; Type: QD000P40CD; Serial: TP-1638
- DASY52 52.8.1(838);

**System Performance Check at Frequencies below 1 GHz/d=15mm, Pin=1W, dist=3.0mm (ES-Probe)/Area Scan (4x4x1):** Measurement grid: dx=15mm, dy=15mm  
 Maximum value of SAR (measured) = 9.69 W/kg

**System Performance Check at Frequencies below 1 GHz/d=15mm, Pin=1W, dist=3.0mm (ES-Probe)/Zoom Scan (7x7x7) (5x5x7)/Cube 0:** Measurement grid: dx=8mm, dy=8mm, dz=5mm  
 Reference Value = 109.9 V/m; Power Drift = -0.14 dB  
 Peak SAR (extrapolated) = 12.9 W/kg  
**SAR(1 g) = 8.64 W/kg; SAR(10 g) = 5.66 W/kg**  
 Maximum value of SAR (measured) = 10.1 W/kg



0 dB = 9.69 W/kg = 9.86 dBW/kg

**Plot 337**

Date/Time: 3/18/2013 10:03:00 AM

Test Laboratory: Cetecom Inc., SAR 3 Lab

**DUT: Dipole 750 MHz - D750V3 - SN1032; Type: D750V3; Serial: D750V3 - SN:1032**

Communication System: CW; Frequency: 750 MHz

Medium: HSL750\_Batch 110524-3

Medium parameters used:  $f = 750$  MHz;  $\sigma = 0.898$  mho/m;  $\epsilon_r = 40.826$ ;  $\rho = 1000$  kg/m<sup>3</sup>

Phantom section: Flat Section

Measurement Standard: DASY5 (IEEE/IEC/ANSI C63.19-2007)

Procedure Notes: Test Technician: Kathy; Air Temperature: 21.0C; Medium Temperature: 21.2C;

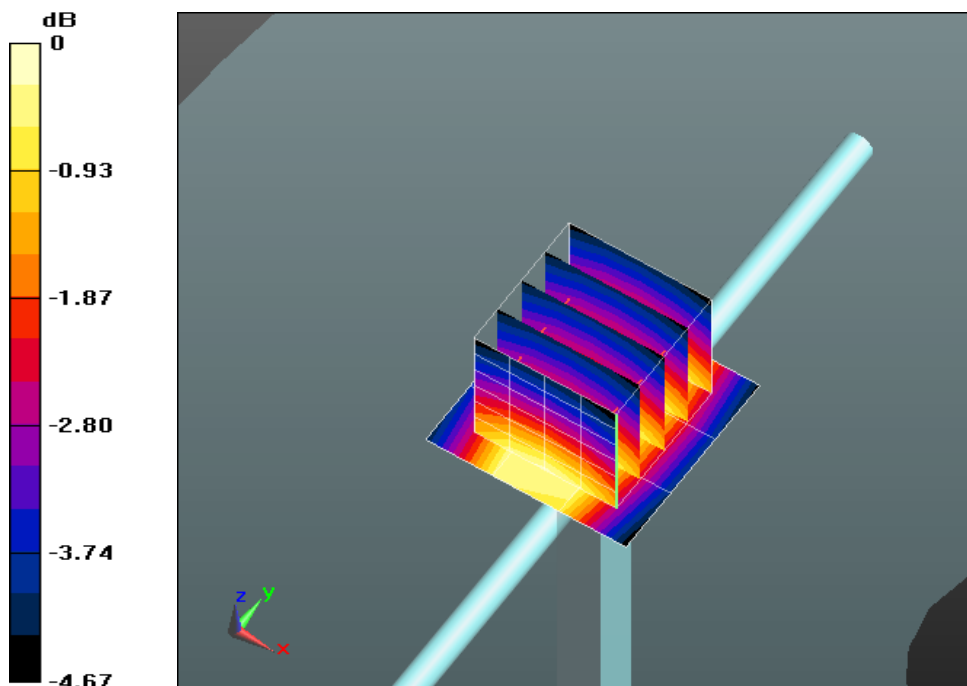
Comments: ;

DASY Configuration:

- Probe: ES3DV3 - SN3261; ConvF(6.28, 6.28, 6.28); Calibrated: 8/17/2012;
- Sensor-Surface: 3mm (Mechanical Surface Detection),  $z = 2.0, 32.0$
- Electronics: DAE4 Sn1266; Calibrated: 5/30/2011
- Phantom: SAM Back; Type: QD000P40CD; Serial: TP-1638
- DASY52 52.8.1(838);

**System Performance Check at Frequencies below 1 GHz/d=15mm, Pin=1W, dist=3.0mm (ES-Probe)/Area Scan (4x4x1):** Measurement grid: dx=15mm, dy=15mm  
 Maximum value of SAR (measured) = 8.13 W/kg

**System Performance Check at Frequencies below 1 GHz/d=15mm, Pin=1W, dist=3.0mm (ES-Probe)/Zoom Scan (7x7x7) (5x5x7)/Cube 0:** Measurement grid: dx=8mm, dy=8mm, dz=5mm  
 Reference Value = 105.9 V/m; Power Drift = 0.06 dB  
 Peak SAR (extrapolated) = 12.1 W/kg  
**SAR(1 g) = 8.14 W/kg; SAR(10 g) = 5.35 W/kg**  
 Maximum value of SAR (measured) = 9.52 W/kg



0 dB = 8.13 W/kg = 9.10 dBW/kg

**Plot 338**

Date/Time: 3/20/2013 10:29:19 AM

Test Laboratory: Cetecom Inc., SAR 3 Lab

**DUT: Dipole 750 MHz - D750V3 - SN1032; Type: D750V3; Serial: D750V3 - SN:1032**

Communication System: CW; Frequency: 750 MHz

Medium: HSL750\_Batch 110524-3

Medium parameters used:  $f = 750$  MHz;  $\sigma = 0.907$  mho/m;  $\epsilon_r = 40.126$ ;  $\rho = 1000$  kg/m<sup>3</sup>

Phantom section: Flat Section

Measurement Standard: DASY5 (IEEE/IEC/ANSI C63.19-2007)

Procedure Notes: Test Technician: Kathy; Air Temperature: 21.7C; Medium Temperature: 21.0C;

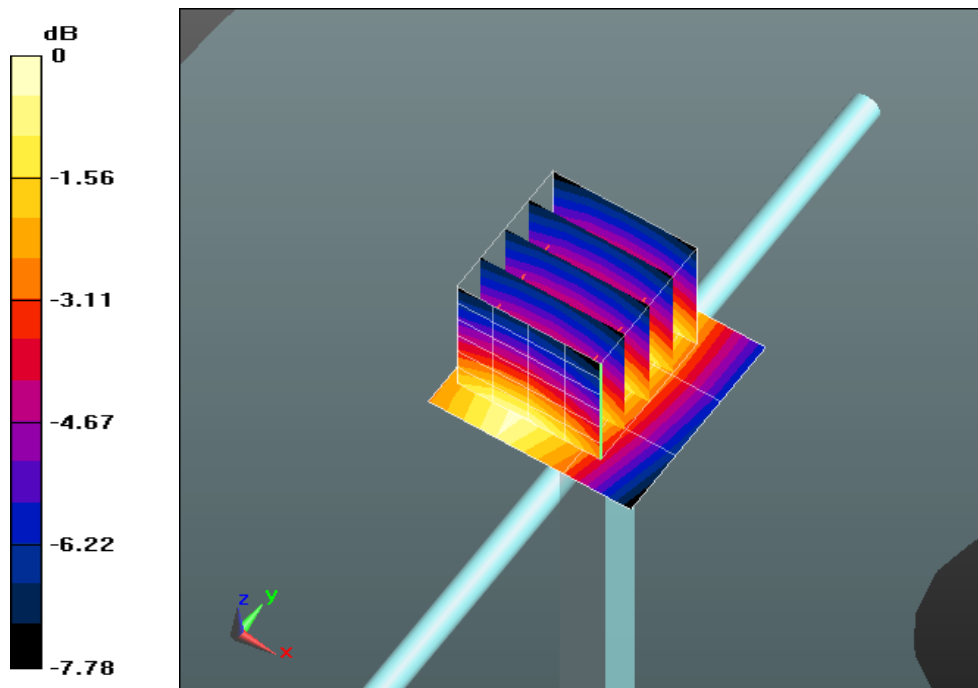
Comments: ;

DASY Configuration:

- Probe: ES3DV3 - SN3261; ConvF(6.28, 6.28, 6.28); Calibrated: 8/17/2012;
- Sensor-Surface: 3mm (Mechanical Surface Detection),  $z = 2.0, 32.0$
- Electronics: DAE4 Sn1266; Calibrated: 5/30/2011
- Phantom: SAM Back; Type: QD000P40CD; Serial: TP-1638
- DASY52 52.8.1(838);

**System Performance Check at Frequencies below 1 GHz/d=15mm, Pin=1W, dist=3.0mm (ES-Probe)/Area Scan (4x4x1):** Measurement grid: dx=15mm, dy=15mm  
 Maximum value of SAR (measured) = 9.93 W/kg

**System Performance Check at Frequencies below 1 GHz/d=15mm, Pin=1W, dist=3.0mm (ES-Probe)/Zoom Scan (7x7x7) (5x5x7)/Cube 0:** Measurement grid: dx=8mm, dy=8mm, dz=5mm  
 Reference Value = 102.7 V/m; Power Drift = -0.16 dB  
 Peak SAR (extrapolated) = 12.5 W/kg  
**SAR(1 g) = 8.35 W/kg; SAR(10 g) = 5.48 W/kg**  
 Maximum value of SAR (measured) = 9.75 W/kg



0 dB = 9.93 W/kg = 9.97 dBW/kg

**Plot 339**

Date/Time: 4/1/2013 11:47:17 AM

Test Laboratory: Cetecom Inc., SAR 3 Lab

**DUT: Dipole 750 MHz - D750V3 - SN1032; Type: D750V3; Serial: D750V3 - SN:1032**

Communication System: CW; Frequency: 750 MHz

Medium: HSL750\_Batch 110524-3

Medium parameters used:  $f = 750$  MHz;  $\sigma = 0.907$  mho/m;  $\epsilon_r = 40.243$ ;  $\rho = 1000$  kg/m<sup>3</sup>

Phantom section: Flat Section

Measurement Standard: DASY5 (IEEE/IEC/ANSI C63.19-2007)

Procedure Notes: Test Technician: Kathy; Air Temperature: 21.4C; Medium Temperature: 22.3C;

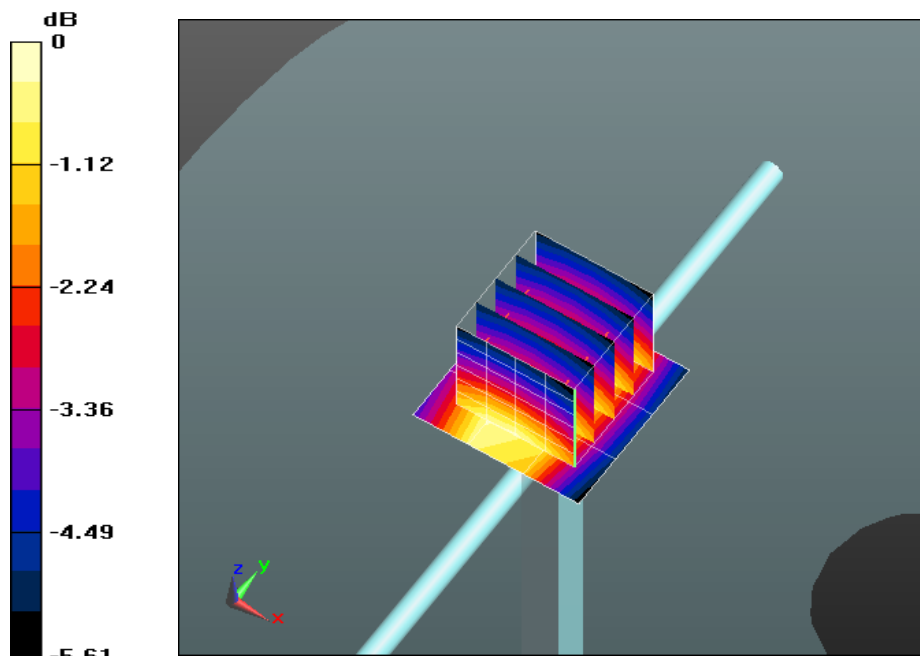
Comments: ;

DASY Configuration:

- Probe: ES3DV3 - SN3261; ConvF(6.28, 6.28, 6.28); Calibrated: 8/17/2012;
- Sensor-Surface: 3mm (Mechanical Surface Detection),  $z = 2.0, 32.0$
- Electronics: DAE4 Sn1266; Calibrated: 5/30/2011
- Phantom: SAM Back; Type: QD000P40CD; Serial: TP-1638
- DASY52 52.8.1(838);

**System Performance Check at Frequencies below 1 GHz/d=15mm, Pin=1W, dist=3.0mm (ES-Probe)/Area Scan (4x4x1):** Measurement grid:  $dx=15$ mm,  $dy=15$ mm  
 Maximum value of SAR (measured) = 8.98 W/kg

**System Performance Check at Frequencies below 1 GHz/d=15mm, Pin=1W, dist=3.0mm (ES-Probe)/Zoom Scan (7x7x7) (5x5x7)/Cube 0:** Measurement grid:  $dx=8$ mm,  $dy=8$ mm,  $dz=5$ mm  
 Reference Value = 106.7 V/m; Power Drift = -0.02 dB  
 Peak SAR (extrapolated) = 12.5 W/kg  
**SAR(1 g) = 8.42 W/kg; SAR(10 g) = 5.52 W/kg**  
 Maximum value of SAR (measured) = 9.77 W/kg



0 dB = 8.98 W/kg = 9.53 dBW/kg

**Plot 340**

Date/Time: 2/26/2013 9:26:06 AM

Test Laboratory: Cetecom Inc., SAR 3 Lab

**DUT: Dipole 835 MHz - D835V2 - SN4d113; Type: D835V2; Serial: D835V2 - SN:4d113**

Communication System: CW; Frequency: 835 MHz

Medium: HSL900\_Batch 100922-1

Medium parameters used:  $f = 835$  MHz;  $\sigma = 0.931$  mho/m;  $\epsilon_r = 42.736$ ;  $\rho = 1000$  kg/m<sup>3</sup>

Phantom section: Flat Section

Measurement Standard: DASY5 (IEEE/IEC/ANSI C63.19-2007)

Procedure Notes: Test Technician: Kathy; Air Temperature: 20.8C; Medium Temperature: 20.7C;

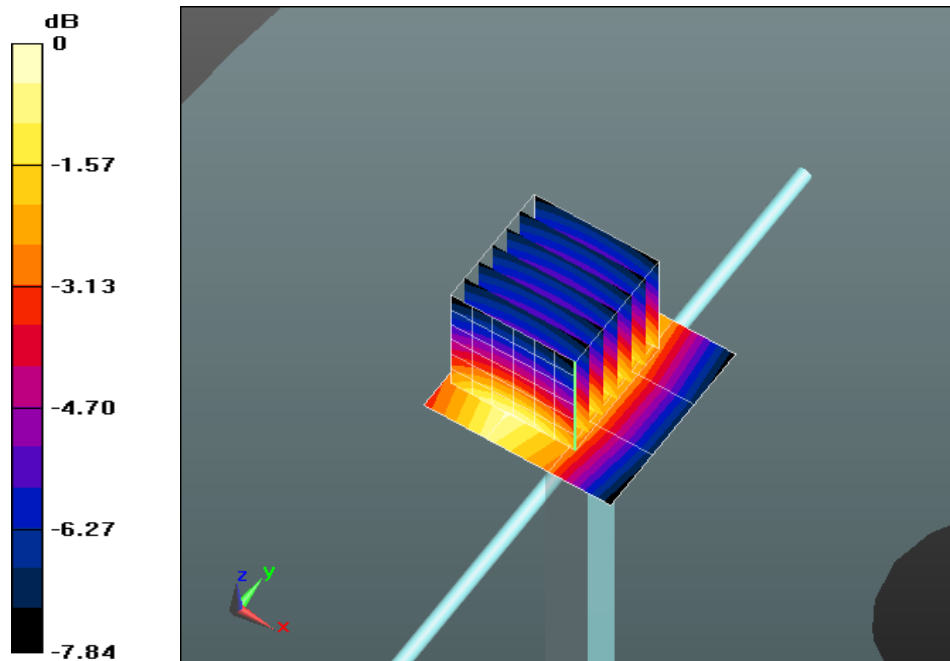
Comments: ;

DASY Configuration:

- Probe: ES3DV3 - SN3261; ConvF(6.04, 6.04, 6.04); Calibrated: 8/17/2012;
- Sensor-Surface: 3mm (Mechanical Surface Detection),  $z = 2.0, 32.0$
- Electronics: DAE4 Sn1266; Calibrated: 5/30/2011
- Phantom: SAM Front; Type: QD000P40CD; Serial: TP-1637
- DASY52 52.8.1(838);

**System Performance Check at Frequencies below 1 GHz/d=15mm, Pin=1W, dist=3.0mm (ES-Probe)/Area Scan (4x4x1):** Measurement grid:  $dx=15$ mm,  $dy=15$ mm  
 Maximum value of SAR (measured) = 11.4 W/kg

**System Performance Check at Frequencies below 1 GHz/d=15mm, Pin=1W, dist=3.0mm (ES-Probe)/Zoom Scan (7x7x7) (7x7x7)/Cube 0:** Measurement grid:  $dx=5$ mm,  $dy=5$ mm,  $dz=5$ mm  
 Reference Value = 107.9 V/m; Power Drift = -0.06 dB  
 Peak SAR (extrapolated) = 14.5 W/kg  
**SAR(1 g) = 9.74 W/kg; SAR(10 g) = 6.4 W/kg**



0 dB = 11.4 W/kg = 10.56 dBW/kg

**Plot 341**

Date/Time: 3/19/2013 1:40:31 PM

Test Laboratory: Cetecom Inc., SAR 4 Lab

**DUT: Dipole 835 MHz - D835V2 - SN4d113; Type: D835V2; Serial: D835V2 - SN:4d113**

Communication System: CW; Frequency: 835 MHz

Medium: HSL900\_Batch 110607-1

Medium parameters used:  $f = 835$  MHz;  $\sigma = 0.913$  mho/m;  $\epsilon_r = 40.6$ ;  $\rho = 1000$  kg/m<sup>3</sup>

Phantom section: Flat Section

Measurement Standard: DASY5 (IEEE/IEC/ANSI C63.19-2007)

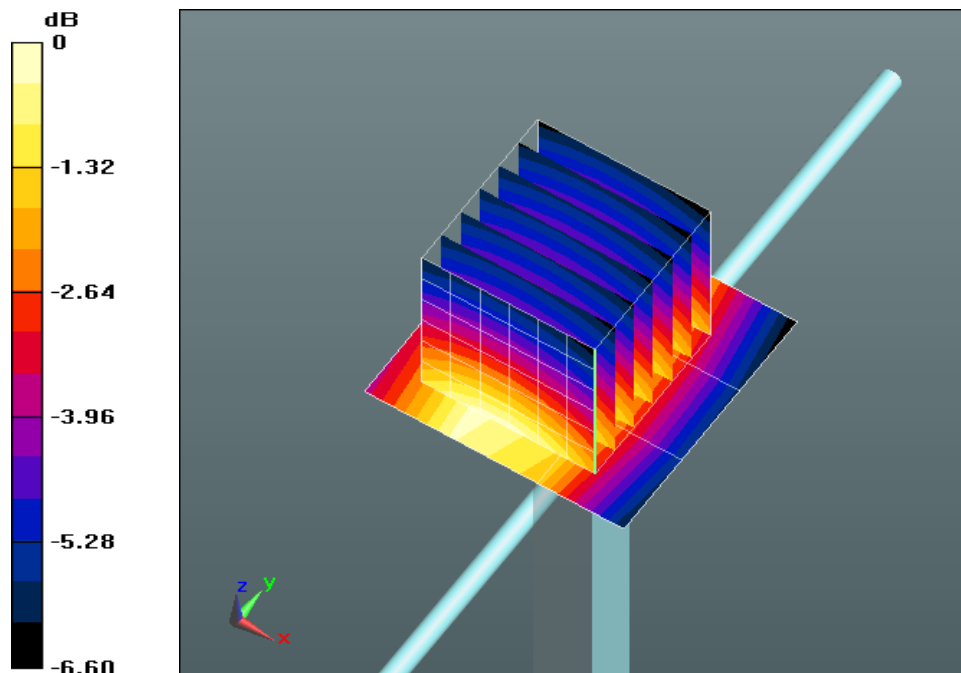
Procedure Notes: Test Technician: ; Air Temperature: ; Medium Temperature: ; Comments: ;

DASY Configuration:

- Probe: ES3DV3 - SN3260; ConvF(6.29, 6.29, 6.29); Calibrated: 9/25/2012;
- Sensor-Surface: 3mm (Mechanical Surface Detection),  $z = 2.0, 32.0$
- Electronics: DAE4 Sn1265; Calibrated: 5/13/2011
- Phantom: SAM Front; Type: QD000P40CD; Serial: TP:1640
- DASY52 52.8.1(838);

**System Performance Check at Frequencies below 1 GHz/d=15mm, Pin=1W, dist=3.0mm (ES-Probe)/Area Scan (4x4x1):** Measurement grid:  $dx=15$ mm,  $dy=15$ mm  
 Maximum value of SAR (measured) = 10.9 W/kg

**System Performance Check at Frequencies below 1 GHz/d=15mm, Pin=1W, dist=3.0mm (ES-Probe)/Zoom Scan (7x7x7) (7x7x7)/Cube 0:** Measurement grid:  $dx=5$ mm,  $dy=5$ mm,  $dz=5$ mm  
 Reference Value = 112.2 V/m; Power Drift = 0.02 dB  
 Peak SAR (extrapolated) = 14.8 W/kg  
**SAR(1 g) = 9.77 W/kg; SAR(10 g) = 6.41 W/kg**  
 Maximum value of SAR (measured) = 11.3 W/kg



0 dB = 10.9 W/kg = 10.36 dBW/kg

**Plot 342**

Date/Time: 3/20/2013 2:31:34 PM

Test Laboratory: Cetecom Inc., SAR 4 Lab

**DUT: Dipole 835 MHz - D835V2 - SN4d113; Type: D835V2; Serial: D835V2 - SN:4d113**

Communication System: CW; Frequency: 835 MHz

Medium: HSL900\_Batch 110607-1

Medium parameters used:  $f = 835$  MHz;  $\sigma = 0.894$  mho/m;  $\epsilon_r = 40.132$ ;  $\rho = 1000$  kg/m<sup>3</sup>

Phantom section: Flat Section

Measurement Standard: DASY5 (IEEE/IEC/ANSI C63.19-2007)

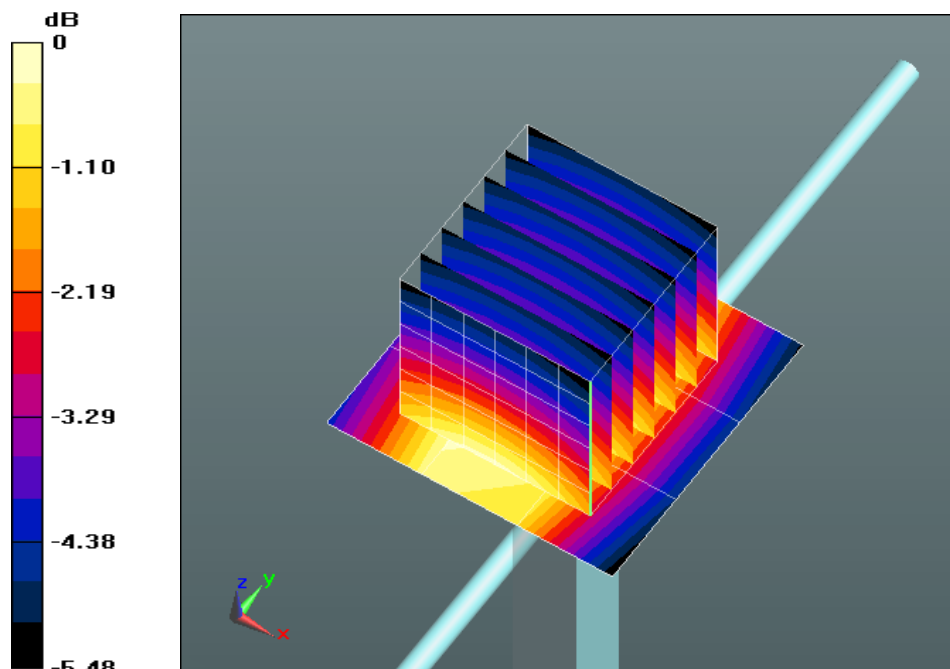
Procedure Notes: Test Technician: ; Air Temperature: ; Medium Temperature: ; Comments: ;

DASY Configuration:

- Probe: ES3DV3 - SN3260; ConvF(6.29, 6.29, 6.29); Calibrated: 9/25/2012;
- Sensor-Surface: 3mm (Mechanical Surface Detection), Sensor-Surface: 4mm (Mechanical Surface Detection),  $z = 2.0, 32.0$
- Electronics: DAE4 Sn1265; Calibrated: 5/13/2011
- Phantom: SAM Front; Type: QD000P40CD; Serial: TP-1637
- DASY52 52.8.1(838);

**System Performance Check at Frequencies below 1 GHz/d=15mm, Pin=1W, dist=3.0mm (ES-Probe)/Area Scan (4x4x1):** Measurement grid: dx=15mm, dy=15mm  
 Maximum value of SAR (measured) = 10.5 W/kg

**System Performance Check at Frequencies below 1 GHz/d=15mm, Pin=1W, dist=3.0mm (ES-Probe)/Zoom Scan (7x7x7) (7x7x7)/Cube 0:** Measurement grid: dx=5mm, dy=5mm, dz=5mm  
 Reference Value = 115.5 V/m; Power Drift = 0.12 dB  
 Peak SAR (extrapolated) = 15.3 W/kg  
**SAR(1 g) = 10.1 W/kg; SAR(10 g) = 6.63 W/kg**  
 Maximum value of SAR (measured) = 10.9 W/kg



0 dB = 10.5 W/kg = 10.19 dBW/kg



**Plot 343**

Date/Time: 3/22/2013 2:37:28 PM

Test Laboratory: Cetecom Inc. SAR 1 Lab

**DUT: Dipole 835 MHz - D835V2 - SN4d113; Type: D835V2; Serial: D835V2 - SN:4d113**

Communication System: CW; Frequency: 835 MHz

Medium: HSL900\_Batch 110607-1

Medium parameters used:  $f = 835$  MHz;  $\sigma = 0.898$  mho/m;  $\epsilon_r = 40.681$ ;  $\rho = 1000$  kg/m<sup>3</sup>

Phantom section: Flat Section

Measurement Standard: DASY5 (IEEE/IEC/ANSI C63.19-2007)

Procedure Notes: Test Technician: Josie; Air Temperature: 21.1C; Medium Temperature: 21.7C;

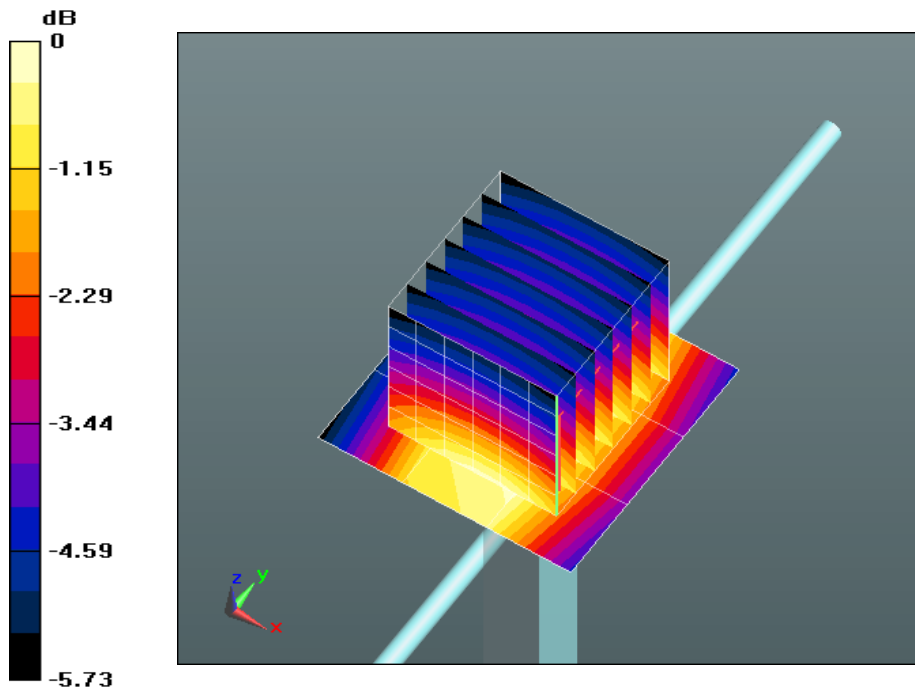
Comments: ;

DASY Configuration:

- Probe: ES3DV3 - SN3244; ConvF(6.2, 6.2, 6.2); Calibrated: 11/7/2012;
- Sensor-Surface: 3mm (Mechanical Surface Detection),  $z = 2.0, 32.0$
- Electronics: DAE4 Sn1233; Calibrated: 11/6/2012
- Phantom: SAM; Type: QD 000 P40 CC; Serial: 1592
- DASY52 52.8.1(838);

**System Performance Check at Frequencies below 1 GHz/d=15mm, Pin=1W, dist=3.0mm (ES-Probe)/Area Scan (4x4x1):** Measurement grid: dx=15mm, dy=15mm  
 Maximum value of SAR (measured) = 10.4 W/kg

**System Performance Check at Frequencies below 1 GHz/d=15mm, Pin=1W, dist=3.0mm (ES-Probe)/Zoom Scan (7x7x7) (7x7x7)/Cube 0:** Measurement grid: dx=5mm, dy=5mm, dz=5mm  
 Reference Value = 117.2 V/m; Power Drift = 0.17 dB  
 Peak SAR (extrapolated) = 15.1 W/kg  
**SAR(1 g) = 10.2 W/kg; SAR(10 g) = 6.71 W/kg**  
 Maximum value of SAR (measured) = 11.8 W/kg



0 dB = 10.4 W/kg = 10.17 dBW/kg

**Plot 344**

Date/Time: 3/1/2013 10:44:33 AM

Test Laboratory: Cetecom Inc., SAR 3 Lab

**DUT: Dipole 1900 MHz - D1900V2 - SN5d135; Type: D1900V2; Serial: D1900V2 - SN:5d135**

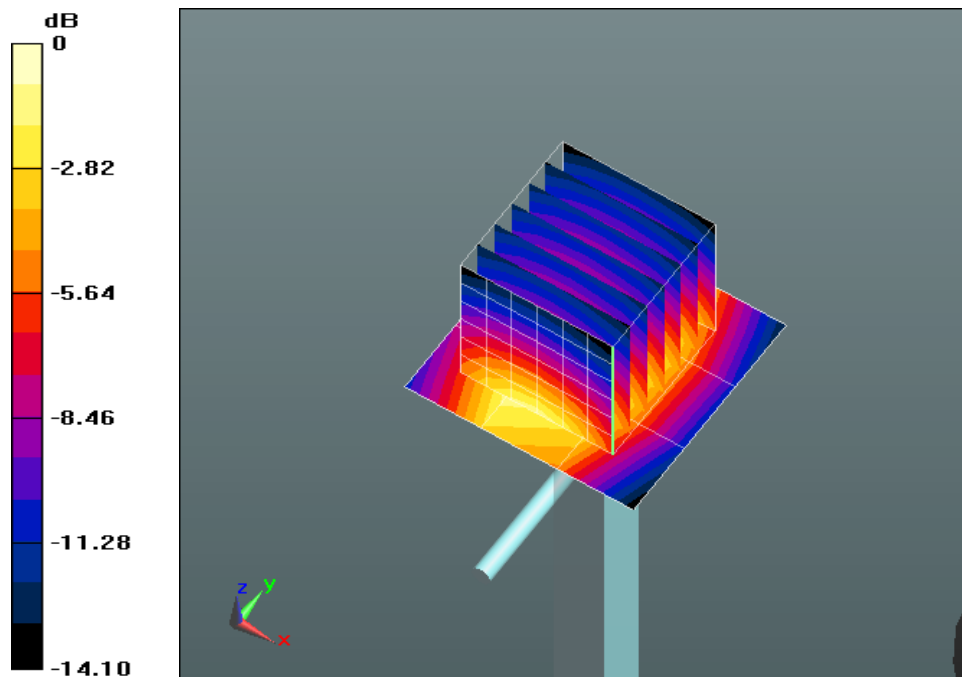
Communication System: CW; Frequency: 1900 MHz  
 Medium: HSL1900\_Batch 110530-2  
 Medium parameters used:  $f = 1900$  MHz;  $\sigma = 1.453$  mho/m;  $\epsilon_r = 38.663$ ;  $\rho = 1000$  kg/m<sup>3</sup>  
 Phantom section: Flat Section  
 Measurement Standard: DASYS (IEEE/IEC/ANSI C63.19-2007)  
 Procedure Notes: Test Technician: Kathy; Air Temperature: 21.4C; Medium Temperature: 21.8C.

DASY Configuration:

- Probe: ES3DV3 - SN3261; ConvF(5.07, 5.07, 5.07); Calibrated: 8/17/2012;
- Sensor-Surface: 3mm (Mechanical Surface Detection),  $z = 2.0, 32.0$
- Electronics: DAE4 Sn1266; Calibrated: 5/30/2011
- Phantom: SAM Back; Type: QD000P40CD; Serial: TP-1638
- DASYS52 52.8.1(838);

**System Performance Check at Frequencies above 1 GHz/d=10mm, Pin=1W, dist=3.0mm (ES-Probe)/Area Scan (4x4x1):** Measurement grid:  $dx=15$ mm,  $dy=15$ mm  
 Maximum value of SAR (measured) = 34.9 W/kg

**System Performance Check at Frequencies above 1 GHz/d=10mm, Pin=1W, dist=3.0mm (ES-Probe)/Zoom Scan (7x7x7) (7x7x7)/Cube 0:** Measurement grid:  $dx=5$ mm,  $dy=5$ mm,  $dz=5$ mm  
 Reference Value = 179.7 V/m; Power Drift = 0.14 dB  
 Peak SAR (extrapolated) = 66.7 W/kg  
**SAR(1 g) = 36.5 W/kg; SAR(10 g) = 19.1 W/kg**  
 Maximum value of SAR (measured) = 46.8 W/kg



0 dB = 34.9 W/kg = 15.43 dBW/kg

**Plot 345**

Date/Time: 3/11/2013 9:42:14 AM

Test Laboratory: Cetecom Inc. SAR 1 Lab

**DUT: Dipole 1900 MHz - D1900V2 - SN5d135; Type: D1900V2; Serial: D1900V2 - SN:5d135**

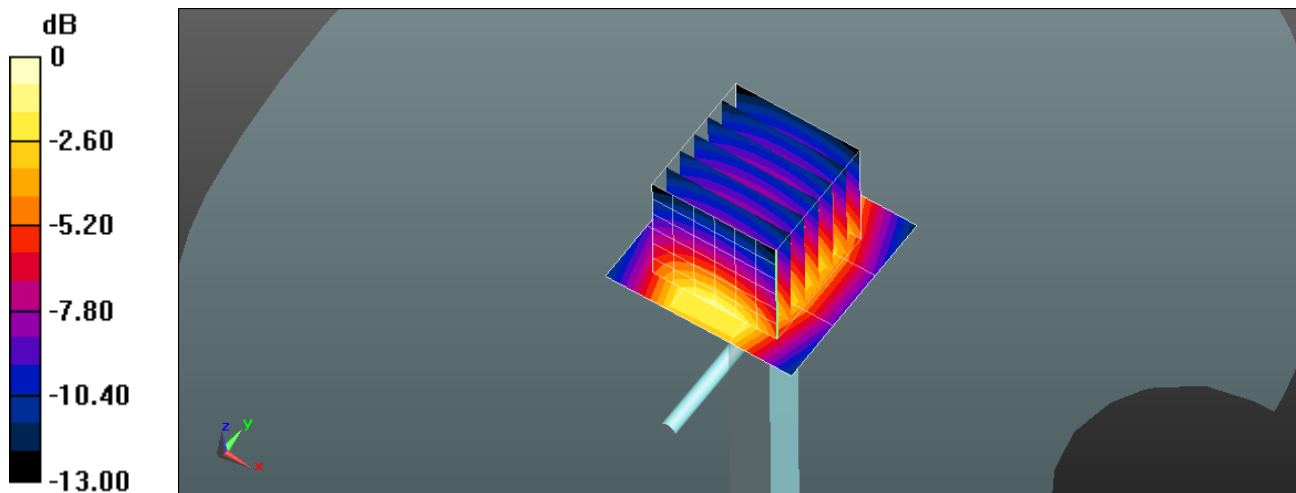
Communication System: CW; Frequency: 1900 MHz  
 Medium: HSL1900\_Batch 110615-3  
 Medium parameters used:  $f = 1900$  MHz;  $\sigma = 1.465$  mho/m;  $\epsilon_r = 39.169$ ;  $\rho = 1000$  kg/m<sup>3</sup>  
 Phantom section: Flat Section  
 Measurement Standard: DASYS (IEEE/IEC/ANSI C63.19-2007)  
 Procedure Notes:

DASY Configuration:

- Probe: ES3DV3 - SN3244; ConvF(5.09, 5.09, 5.09); Calibrated: 11/7/2012;
- Sensor-Surface: 3mm (Mechanical Surface Detection),  $z = 2.0, 32.0$
- Electronics: DAE4 Sn1233; Calibrated: 11/6/2012
- Phantom: SAM; Type: QD 000 P40 CC; Serial: 1592
- DASYS52 52.8.1(838);

**System Performance Check at Frequencies above 1 GHz 2/d=10mm, Pin=1W, dist=3.0mm (ES-Probe)/Area Scan (4x4x1):** Measurement grid:  $dx=15$ mm,  $dy=15$ mm  
 Maximum value of SAR (measured) = 31.5 W/kg

**System Performance Check at Frequencies above 1 GHz 2/d=10mm, Pin=1W, dist=3.0mm (ES-Probe)/Zoom Scan (7x7x7) (7x7x7)/Cube 0:** Measurement grid:  $dx=5$ mm,  $dy=5$ mm,  $dz=5$ mm  
 Reference Value = 185.0 V/m; Power Drift = 0.02 dB  
 Peak SAR (extrapolated) = 67.0 W/kg  
**SAR(1 g) = 37.1 W/kg; SAR(10 g) = 19.4 W/kg**  
 Maximum value of SAR (measured) = 47.1 W/kg



0 dB = 31.5 W/kg = 14.99 dBW/kg

**Plot 346**

Date/Time: 3/12/2013 11:37:41 AM

Test Laboratory: Cetecom Inc. SAR 1 Lab

**DUT: Dipole 1900 MHz - D1900V2 - SN5d135; Type: D1900V2; Serial: D1900V2 - SN:5d135**

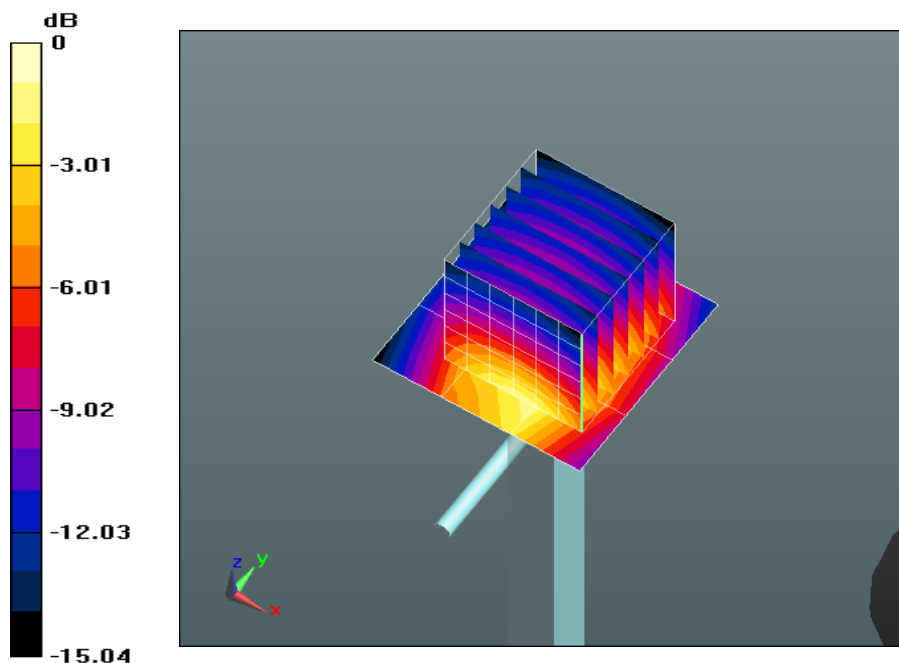
Communication System: CW; Frequency: 1900 MHz  
 Medium: HSL1900\_Batch 110615-3  
 Medium parameters used:  $f = 1900$  MHz;  $\sigma = 1.407$  mho/m;  $\epsilon_r = 38.639$ ;  $\rho = 1000$  kg/m<sup>3</sup>  
 Phantom section: Flat Section  
 Measurement Standard: DASYS (IEEE/IEC/ANSI C63.19-2007)  
 Procedure Notes: Test Technician: Josie; Air Temperature: 23.2C; Medium Temperature: 23.6C;  
 Comments: Input power to dipole 10 mW;

DASY Configuration:

- Probe: ES3DV3 - SN3244; ConvF(5.09, 5.09, 5.09); Calibrated: 11/7/2012;
- Sensor-Surface: 3mm (Mechanical Surface Detection),  $z = 2.0, 32.0$
- Electronics: DAE4 Sn1233; Calibrated: 11/6/2012
- Phantom: SAM; Type: QD 000 P40 CC; Serial: 1592
- DASYS2 52.8.1(838);

**System Performance Check at Frequencies above 1 GHz/d=10mm, Pin=10mW, dist=3.0mm (ES-Probe)/Area Scan (4x4x1):** Measurement grid:  $dx=15$ mm,  $dy=15$ mm  
 Maximum value of SAR (measured) = 0.385 W/kg

**System Performance Check at Frequencies above 1 GHz/d=10mm, Pin=10mW, dist=3.0mm (ES-Probe)/Zoom Scan (7x7x7) (7x7x7)/Cube 0:** Measurement grid:  $dx=5$ mm,  $dy=5$ mm,  $dz=5$ mm  
 Reference Value = 18.415 V/m; Power Drift = -0.04 dB  
 Peak SAR (extrapolated) = 0.660 W/kg  
**SAR(1 g) = 0.363 W/kg; SAR(10 g) = 0.190 W/kg**  
 Maximum value of SAR (measured) = 0.460 W/kg



0 dB = 0.385 W/kg = -4.15 dBW/kg

**Plot 347**

Date/Time: 3/13/2013 11:24:06 AM

Test Laboratory: Cetecom Inc. SAR 1 Lab

**DUT: Dipole 1900 MHz - D1900V2 - SN5d135; Type: D1900V2; Serial: D1900V2 - SN:5d135**

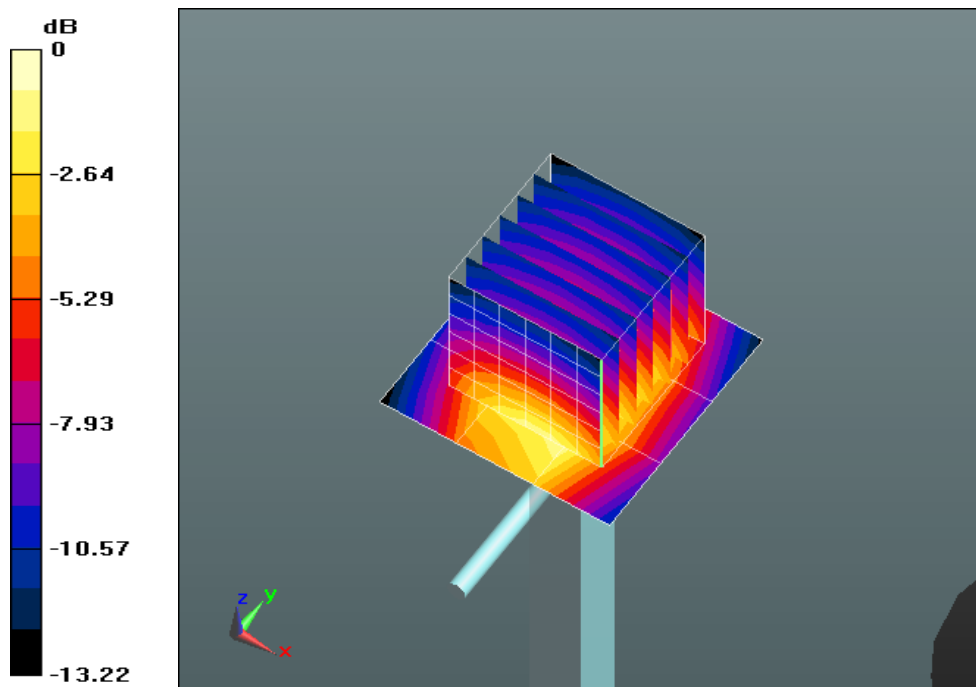
Communication System: CW; Frequency: 1900 MHz  
 Medium: HSL1900\_Batch 110615-3  
 Medium parameters used:  $f = 1900$  MHz;  $\sigma = 1.452$  mho/m;  $\epsilon_r = 38.579$ ;  $\rho = 1000$  kg/m<sup>3</sup>  
 Phantom section: Flat Section  
 Measurement Standard: DASYS (IEEE/IEC/ANSI C63.19-2007)  
 Procedure Notes:

DASY Configuration:

- Probe: ES3DV3 - SN3244; ConvF(5.09, 5.09, 5.09); Calibrated: 11/7/2012;
- Sensor-Surface: 3mm (Mechanical Surface Detection),  $z = 2.0, 32.0$
- Electronics: DAE4 Sn1233; Calibrated: 11/6/2012
- Phantom: SAM; Type: QD 000 P40 CC; Serial: 1592
- DASYS52 52.8.1(838);

**System Performance Check at Frequencies above 1 GHz/d=10mm, Pin=1W, dist=3.0mm (ES-Probe)/Area Scan (4x4x1):** Measurement grid:  $dx=15$ mm,  $dy=15$ mm  
 Maximum value of SAR (measured) = 0.352 W/kg

**System Performance Check at Frequencies above 1 GHz/d=10mm, Pin=1W, dist=3.0mm (ES-Probe)/Zoom Scan (7x7x7) (7x7x7)/Cube 0:** Measurement grid:  $dx=5$ mm,  $dy=5$ mm,  $dz=5$ mm  
 Reference Value = 19.086 V/m; Power Drift = -0.05 dB  
 Peak SAR (extrapolated) = 0.709 W/kg  
**SAR(1 g) = 0.387 W/kg; SAR(10 g) = 0.202 W/kg**  
 Maximum value of SAR (measured) = 0.493 W/kg



0 dB = 0.352 W/kg = -4.54 dBW/kg

**Plot 348**

Date/Time: 3/21/2013 3:37:49 PM

Test Laboratory: Cetecom Inc. SAR 1 Lab

**DUT: Dipole 1900 MHz - D1900V2 - SN5d135; Type: D1900V2; Serial: D1900V2 - SN:5d135**

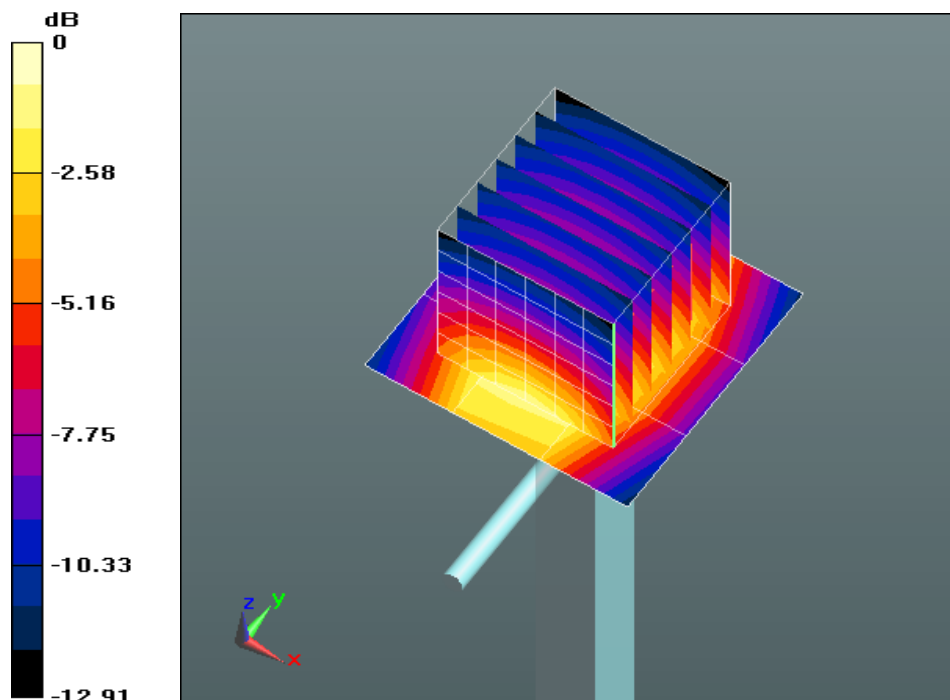
Communication System: CW; Frequency: 1900 MHz  
 Medium: HSL1900\_Batch 110615-3  
 Medium parameters used:  $f = 1900$  MHz;  $\sigma = 1.446$  mho/m;  $\epsilon_r = 39.906$ ;  $\rho = 1000$  kg/m<sup>3</sup>  
 Phantom section: Flat Section  
 Measurement Standard: DASYS (IEEE/IEC/ANSI C63.19-2007)  
 Procedure Notes:

DASY Configuration:

- Probe: ES3DV3 - SN3244; ConvF(5.09, 5.09, 5.09); Calibrated: 11/7/2012;
- Sensor-Surface: 3mm (Mechanical Surface Detection),  $z = 2.0, 32.0$
- Electronics: DAE4 Sn1233; Calibrated: 11/6/2012
- Phantom: SAM; Type: QD 000 P40 CC; Serial: 1592
- DASYS2 52.8.1(838);

**System Performance Check at Frequencies above 1 GHz/d=10mm, Pin=1W, dist=3.0mm (ES-Probe)/Area Scan (4x4x1):** Measurement grid:  $dx=15$ mm,  $dy=15$ mm  
 Maximum value of SAR (measured) = 34.6 W/kg

**System Performance Check at Frequencies above 1 GHz/d=10mm, Pin=1W, dist=3.0mm (ES-Probe)/Zoom Scan (7x7x7) (7x7x7)/Cube 0:** Measurement grid:  $dx=5$ mm,  $dy=5$ mm,  $dz=5$ mm  
 Reference Value = 195.5 V/m; Power Drift = 0.17 dB  
 Peak SAR (extrapolated) = 76.8 W/kg  
**SAR(1 g) = 41.8 W/kg; SAR(10 g) = 21.8 W/kg**  
 Maximum value of SAR (measured) = 53.0 W/kg



0 dB = 34.6 W/kg = 15.39 dBW/kg

**Plot 349**

Date/Time: 3/29/2013 9:51:57 AM

Test Laboratory: Cetecom Inc., SAR 4 Lab

**DUT: Dipole 1750 MHz - D1750V2 - SN1045; Type: D1750V2; Serial: D1750V2 - SN:1045**

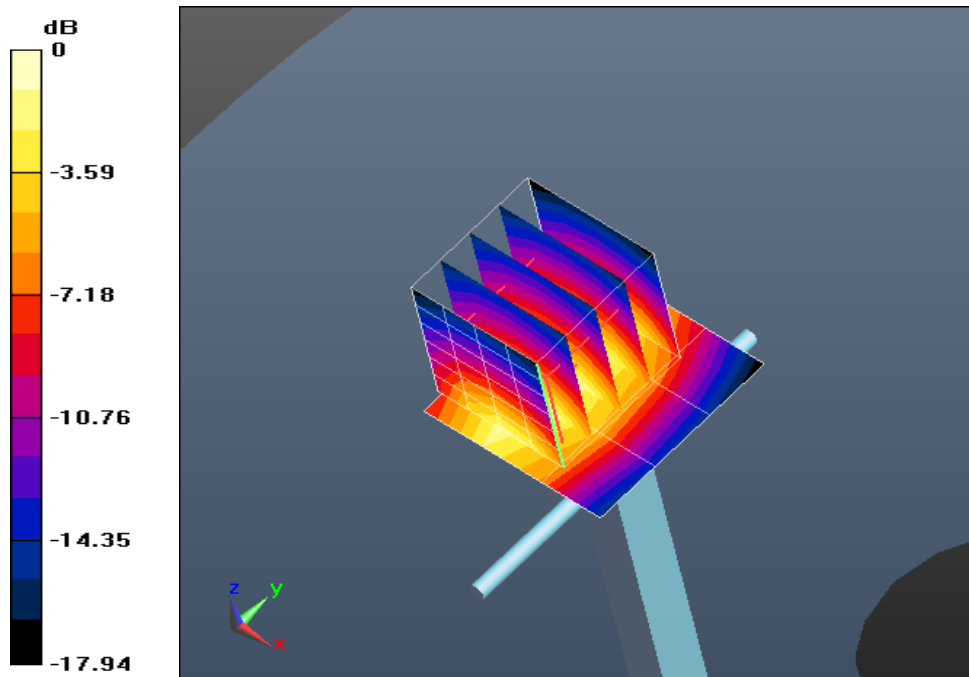
Communication System: CW; Frequency: 1750 MHz  
 Medium: HSL1750\_Batch 100907-4  
 Medium parameters used:  $f = 1750$  MHz;  $\sigma = 1.376$  mho/m;  $\epsilon_r = 39.17$ ;  $\rho = 1000$  kg/m<sup>3</sup>  
 Phantom section: Flat Section  
 Measurement Standard: DASY5 (IEEE/IEC/ANSI C63.19-2007)  
 Procedure Notes: Test Technician: Kathy; Air Temperature: 23.0C; Medium Temperature: 22.1C;  
 Comments: ;

DASY Configuration:

- Probe: ES3DV3 - SN3261; ConvF(5.25, 5.25, 5.25); Calibrated: 8/17/2012;
- Sensor-Surface: 3mm (Mechanical Surface Detection),  $z = 2.0, 32.0$
- Electronics: DAE4 Sn1266; Calibrated: 5/30/2011
- Phantom: SAM Front; Type: QD000P40CD; Serial: TP:1640
- DASY52 52.8.1(838);

**System Performance Check at Frequencies above 1 GHz/d=10mm, Pin=1W, dist=3.0mm (ES-Probe)/Area Scan (4x4x1):** Measurement grid: dx=15mm, dy=15mm  
 Maximum value of SAR (measured) = 41.1 W/kg

**System Performance Check at Frequencies above 1 GHz/d=10mm, Pin=1W, dist=3.0mm (ES-Probe)/Zoom Scan (7x7x7) (5x5x7)/Cube 0:** Measurement grid: dx=8mm, dy=8mm, dz=5mm  
 Reference Value = 153.1 V/m; Power Drift = 0.04 dB  
 Peak SAR (extrapolated) = 58.7 W/kg  
**SAR(1 g) = 33.6 W/kg; SAR(10 g) = 18 W/kg**  
 Maximum value of SAR (measured) = 42.4 W/kg



0 dB = 41.1 W/kg = 16.14 dBW/kg

**Plot 350**

Date/Time: 3/21/2013 2:00:25 PM

Test Laboratory: Cetecom Inc., SAR 3 Lab

**DUT: Dipole 1750 MHz - D1750V2 - SN1045; Type: D1750V2; Serial: D1750V2 - SN:1045**

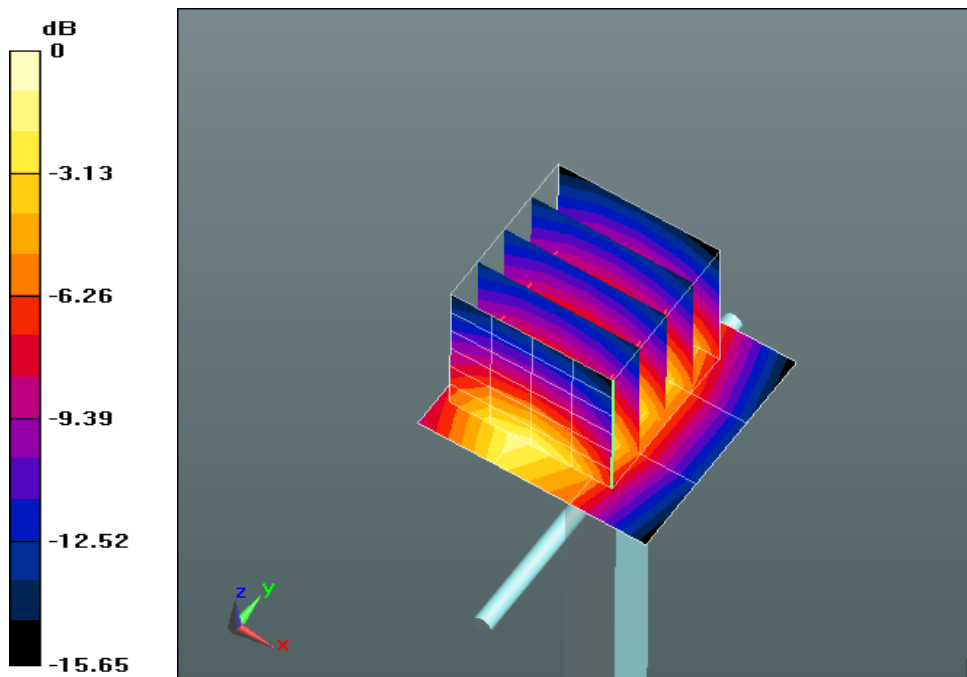
Communication System: CW; Frequency: 1750 MHz  
 Medium: HSL1750\_Batch 100907-4  
 Medium parameters used:  $f = 1750$  MHz;  $\sigma = 1.373$  mho/m;  $\epsilon_r = 38.834$ ;  $\rho = 1000$  kg/m<sup>3</sup>  
 Phantom section: Flat Section  
 Measurement Standard: DASY5 (IEEE/IEC/ANSI C63.19-2007)  
 Procedure Notes: Test Technician: Kathy; Air Temperature: 22.1C; Medium Temperature: 22.0C;  
 Comments: ;

DASY Configuration:

- Probe: ES3DV3 - SN3261; ConvF(5.25, 5.25, 5.25); Calibrated: 8/17/2012;
- Sensor-Surface: 3mm (Mechanical Surface Detection),  $z = 2.0, 32.0$
- Electronics: DAE4 Sn1266; Calibrated: 5/30/2011
- Phantom: SAM Back; Type: QD000P40CD; Serial: TP-1638
- DASY52 52.8.1(838);

**System Performance Check at Frequencies above 1 GHz/d=10mm, Pin=1W, dist=3.0mm (ES-Probe)/Area Scan (4x4x1):** Measurement grid:  $dx=15$ mm,  $dy=15$ mm  
 Maximum value of SAR (measured) = 38.3 W/kg

**System Performance Check at Frequencies above 1 GHz/d=10mm, Pin=1W, dist=3.0mm (ES-Probe)/Zoom Scan (7x7x7) (5x5x7)/Cube 0:** Measurement grid:  $dx=8$ mm,  $dy=8$ mm,  $dz=5$ mm  
 Reference Value = 164.2 V/m; Power Drift = 0.13 dB  
 Peak SAR (extrapolated) = 63.5 W/kg  
**SAR(1 g) = 36 W/kg; SAR(10 g) = 19.1 W/kg**  
 Maximum value of SAR (measured) = 45.4 W/kg



0 dB = 38.3 W/kg = 15.83 dBW/kg



**Plot 351**

Date/Time: 3/22/2013 3:01:36 PM

Test Laboratory: Cetecom Inc., SAR 3 Lab

**DUT: Dipole 1750 MHz - D1750V2 - SN1045; Type: D1750V2; Serial: D1750V2 - SN:1045**

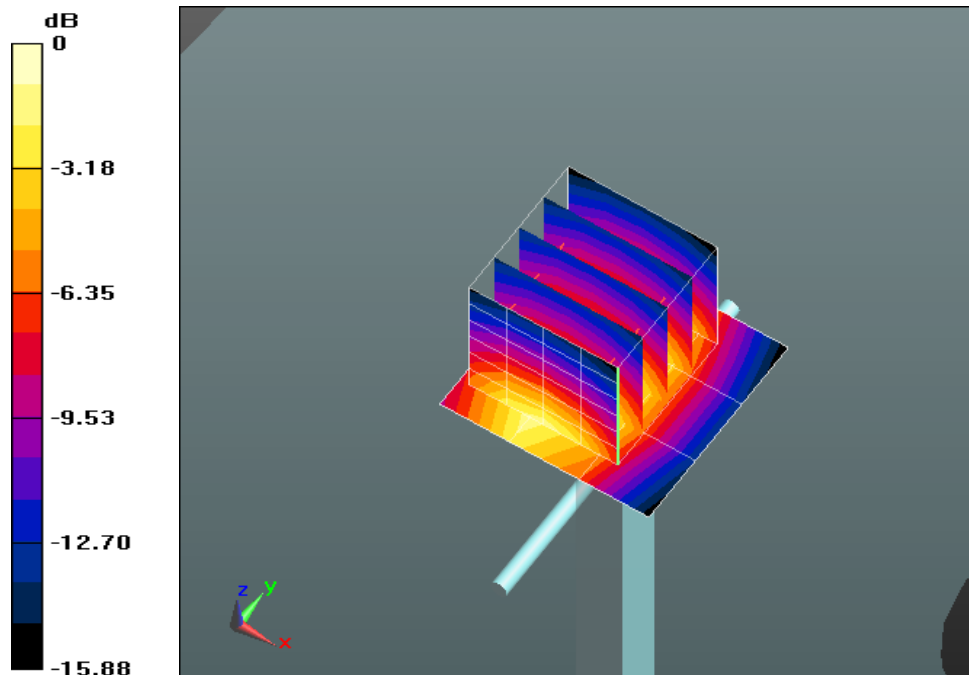
Communication System: CW; Frequency: 1750 MHz  
 Medium: HSL1750\_Batch 100907-4  
 Medium parameters used:  $f = 1750$  MHz;  $\sigma = 1.406$  mho/m;  $\epsilon_r = 38.821$ ;  $\rho = 1000$  kg/m<sup>3</sup>  
 Phantom section: Flat Section  
 Measurement Standard: DASY5 (IEEE/IEC/ANSI C63.19-2007)  
 Procedure Notes: Test Technician: Kathy; Air Temperature: 22.2C; Medium Temperature: 21.1C;  
 Comments: ;

DASY Configuration:

- Probe: ES3DV3 - SN3261; ConvF(5.25, 5.25, 5.25); Calibrated: 8/17/2012;
- Sensor-Surface: 3mm (Mechanical Surface Detection),  $z = 2.0, 32.0$
- Electronics: DAE4 Sn1266; Calibrated: 5/30/2011
- Phantom: SAM Back; Type: QD000P40CD; Serial: TP-1638
- DASY52 52.8.1(838);

**System Performance Check at Frequencies above 1 GHz/d=10mm, Pin=1W, dist=3.0mm (ES-Probe)/Area Scan (4x4x1):** Measurement grid: dx=15mm, dy=15mm  
 Maximum value of SAR (measured) = 39.8 W/kg

**System Performance Check at Frequencies above 1 GHz/d=10mm, Pin=1W, dist=3.0mm (ES-Probe)/Zoom Scan (7x7x7) (5x5x7)/Cube 0:** Measurement grid: dx=8mm, dy=8mm, dz=5mm  
 Reference Value = 164.4 V/m; Power Drift = 0.13 dB  
 Peak SAR (extrapolated) = 61.8 W/kg  
**SAR(1 g) = 34.9 W/kg; SAR(10 g) = 18.5 W/kg**  
 Maximum value of SAR (measured) = 44.0 W/kg



0 dB = 39.8 W/kg = 16.00 dBW/kg

**Plot 352**

Date/Time: 4/1/2013 9:30:34 AM

Test Laboratory: Cetecom Inc., SAR 4 Lab

**DUT: Dipole 1750 MHz D1750V2; Type: D1750V2; Serial: D1750V2 - SN:xxx**

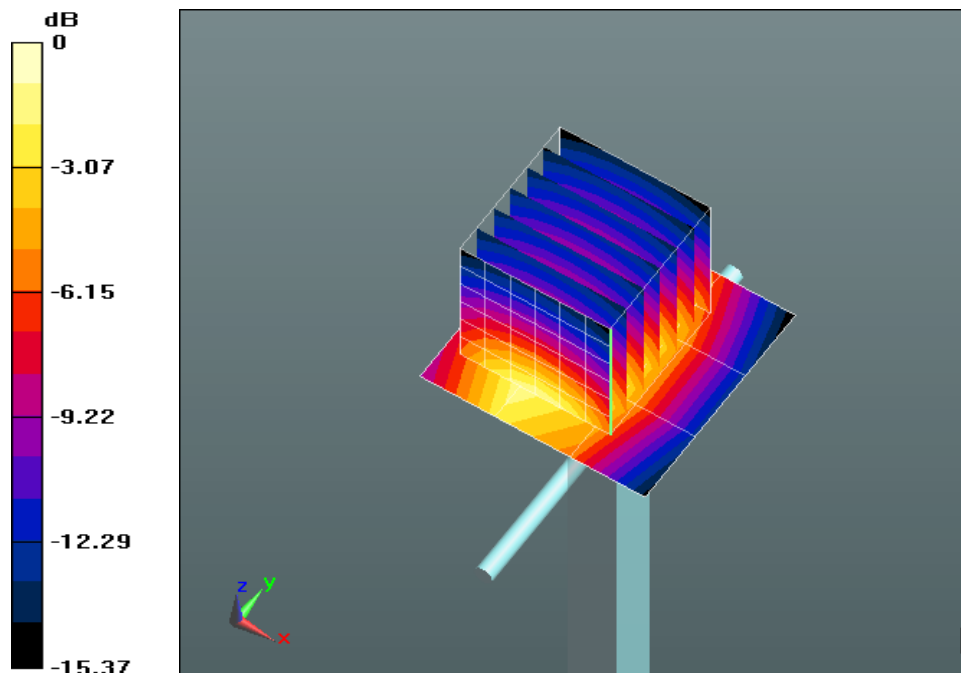
Communication System: CW; Frequency: 1750 MHz  
 Medium: HSL1750\_Batch 100907-4  
 Medium parameters used:  $f = 1750$  MHz;  $\sigma = 1.375$  mho/m;  $\epsilon_r = 39.055$ ;  $\rho = 1000$  kg/m<sup>3</sup>  
 Phantom section: Flat Section  
 Measurement Standard: DASY5 (IEEE/IEC/ANSI C63.19-2007)  
 Procedure Notes: Test Technician: Kathy; Air Temperature: 23C; Medium Temperature: 21.6C;  
 Comments: ;

DASY Configuration:

- Probe: ES3DV3 - SN3261; ConvF(5.25, 5.25, 5.25); Calibrated: 8/17/2012;
- Sensor-Surface: 3mm (Mechanical Surface Detection),  $z = 2.0, 32.0$
- Electronics: DAE4 Sn1266; Calibrated: 5/30/2011
- Phantom: SAM Front; Type: QD000P40CD; Serial: TP:1640
- DASY52 52.8.1(838);

**System Performance Check at Frequencies above 1 GHz/d=10mm, Pin=1W, dist=3.0mm (ES-Probe)/Area Scan (4x4x1):** Measurement grid:  $dx=15$ mm,  $dy=15$ mm  
 Maximum value of SAR (measured) = 36.8 W/kg

**System Performance Check at Frequencies above 1 GHz/d=10mm, Pin=1W, dist=3.0mm (ES-Probe)/Zoom Scan (7x7x7) (7x7x7)/Cube 0:** Measurement grid:  $dx=5$ mm,  $dy=5$ mm,  $dz=5$ mm  
 Reference Value = 167.9 V/m; Power Drift = 0.02 dB  
 Peak SAR (extrapolated) = 57.9 W/kg  
**SAR(1 g) = 32.6 W/kg; SAR(10 g) = 17.4 W/kg**  
 Maximum value of SAR (measured) = 41.0 W/kg



0 dB = 36.8 W/kg = 15.65 dBW/kg

**Plot 353**

Date/Time: 20.03.2013 13:36:34 Date/Time: 20.03.2013 13:39:50

**SystemPerformanceCheck-D2450 head 2013-03-20**

**DUT: Dipole 2450 MHz; Type: D2450V2; Serial: 710**

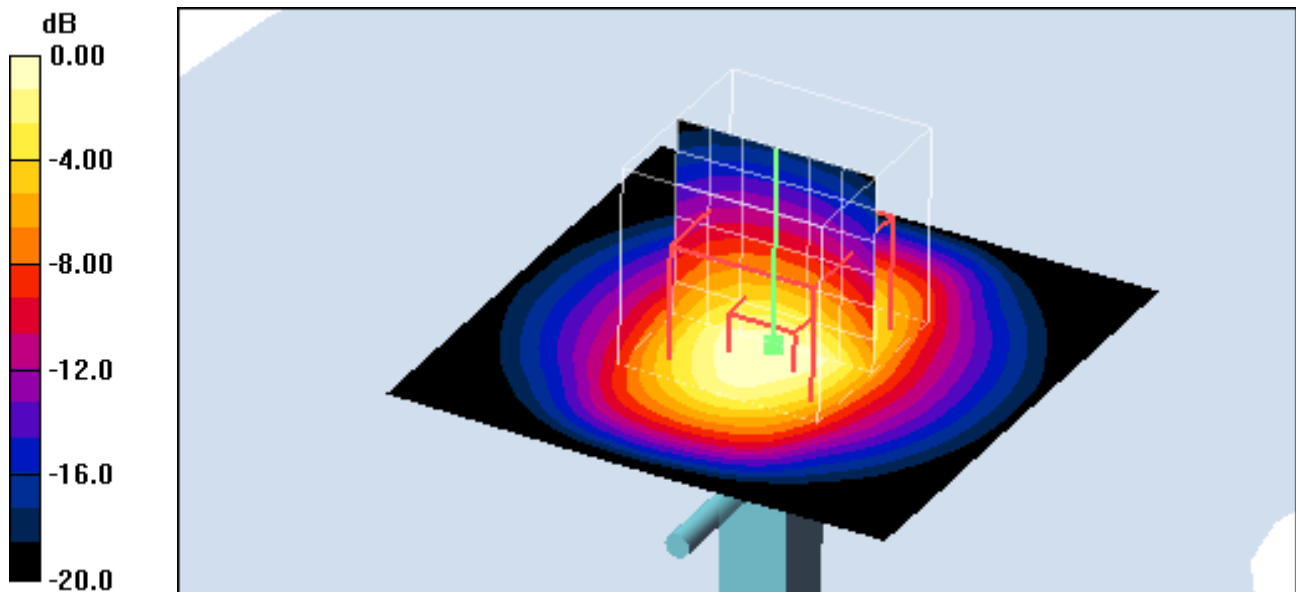
Communication System: CW; Frequency: 2450 MHz; Duty Cycle: 1:1  
 Medium: HSL2450 Medium parameters used:  $f = 2450$  MHz;  $\sigma = 1.84$  mho/m;  $\epsilon_r = 38.7$ ;  $\rho = 1000$  kg/m<sup>3</sup>  
 Phantom section: Flat Section

**DASY4 Configuration:**

- Probe: ET3DV6 - SN1559; ConvF(4.25, 4.25, 4.25); Calibrated: 16.01.2013
- Sensor-Surface: 4mm (Mechanical Surface Detection)
- Electronics: DAE3 Sn413; Calibrated: 11.01.2013
- Phantom: SAM 12; Type: SAM; Serial: 1043
- Measurement SW: DASY4, V4.5 Build 19; Postprocessing SW: SEMCAD, V1.8 Build 146

**d=10mm, Pin=100mW/Area Scan (51x51x1):** Measurement grid: dx=15mm, dy=15mm  
 Maximum value of SAR (interpolated) = 8.27 mW/g

**d=10mm, Pin=100mW/Zoom Scan (7x7x7)/Cube 0:** Measurement grid: dx=5mm, dy=5mm, dz=5mm  
 Reference Value = 60.7 V/m; Power Drift = -0.012 dB  
 Peak SAR (extrapolated) = 11.5 W/kg  
**SAR(1 g) = 5.41 mW/g; SAR(10 g) = 2.51 mW/g**  
 Maximum value of SAR (measured) = 6.09 mW/g



0 dB = 6.09mW/g

**Additional information:**

ambient temperature: 23.0°C; liquid temperature: 21.5°C

**Plot 354**

Date/Time: 4/5/2013 11:02:45 AM

Test Laboratory: Cetecom Inc., SAR 4 Lab

**DUT: Dipole 2450 MHz - D2450V2 - SN859; Type: D2450V2; Serial: D2450V2 - SN:859**

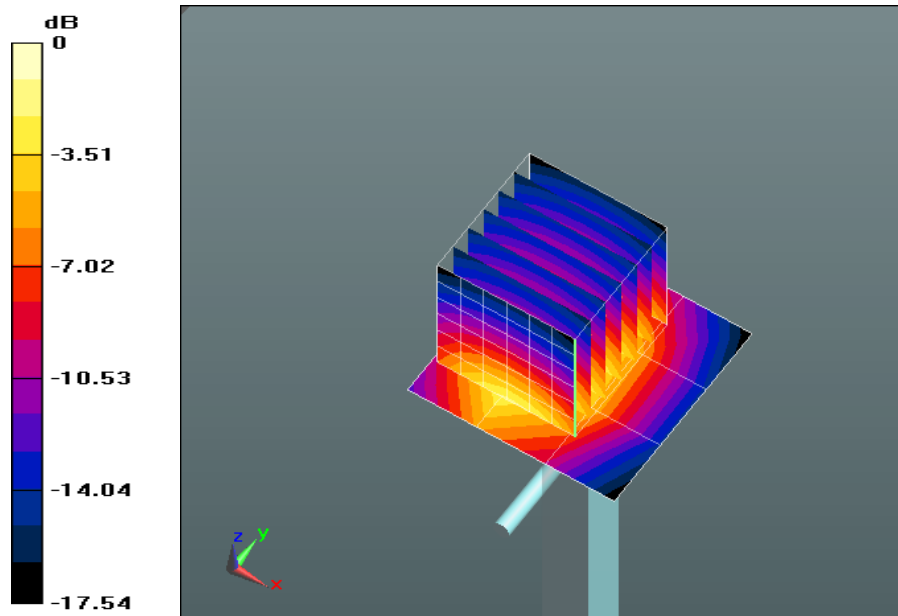
Communication System: CW; Frequency: 2450 MHz  
 Medium: HSL2450\_Batch 100907-2  
 Medium parameters used:  $f = 2450$  MHz;  $\sigma = 1.867$  mho/m;  $\epsilon_r = 37.65$ ;  $\rho = 1000$  kg/m<sup>3</sup>  
 Phantom section: Flat Section  
 Measurement Standard: DASYS (IEEE/IEC/ANSI C63.19-2007)  
 Procedure Notes:

DASY Configuration:

- Probe: ES3DV3 - SN3260; ConvF(4.73, 4.73, 4.73); Calibrated: 9/25/2012;
- Sensor-Surface: 3mm (Mechanical Surface Detection), Sensor-Surface: 4mm (Mechanical Surface Detection),  $z = 2.0, 32.0$
- Electronics: DAE4 Sn1265; Calibrated: 5/13/2011
- Phantom: SAM Front; Type: QD000P40CD; Serial: TP:1640
- DASYS2 52.8.1(838);

**System Performance Check at Frequencies above 1 GHz/d=10mm, Pin=1W, dist=3.0mm (ES-Probe)/Area Scan (4x4x1):** Measurement grid:  $dx=15$ mm,  $dy=15$ mm  
 Maximum value of SAR (measured) = 56.3 W/kg

**System Performance Check at Frequencies above 1 GHz/d=10mm, Pin=1W, dist=3.0mm (ES-Probe)/Zoom Scan (7x7x7) (7x7x7)/Cube 0:** Measurement grid:  $dx=5$ mm,  $dy=5$ mm,  $dz=5$ mm  
 Reference Value = 170.3 V/m; Power Drift = 0.21 dB  
 Peak SAR (extrapolated) = 111 W/kg  
**SAR(1 g) = 51.8 W/kg; SAR(10 g) = 23.8 W/kg**  
 Maximum value of SAR (measured) = 58.9 W/kg



0 dB = 56.3 W/kg = 17.51 dBW/kg

**Plot 355**

Date/Time: 23.03.2013 18:44:09

**SystemPerformanceCheck-D5GHz-head****DUT: Dipole 5 GHz; Type: D5GHzV2; Serial: 1055**

Communication System: CW; Frequency: 5200 MHz; Duty Cycle: 1:1

Medium: HSL5GHz Medium parameters used:  $f = 5200$  MHz;  $\sigma = 4.52$  mho/m;  $\epsilon_r = 36.6$ ;  $\rho = 1000$  kg/m<sup>3</sup>

Phantom section: Flat Section

## DASY4 Configuration:

- Probe: EX3DV4 - SN3566; ConvF(4.24, 4.24, 4.24); Calibrated: 23.08.2012

- Sensor-Surface: 2mm (Mechanical Surface Detection)

- Electronics: DAE3 Sn413; Calibrated: 11.01.2013

- Phantom: SAM 12; Type: SAM; Serial: 1043

- Measurement SW: DASY4, V4.5 Build 19; Postprocessing SW: SEMCAD, V1.8 Build 146

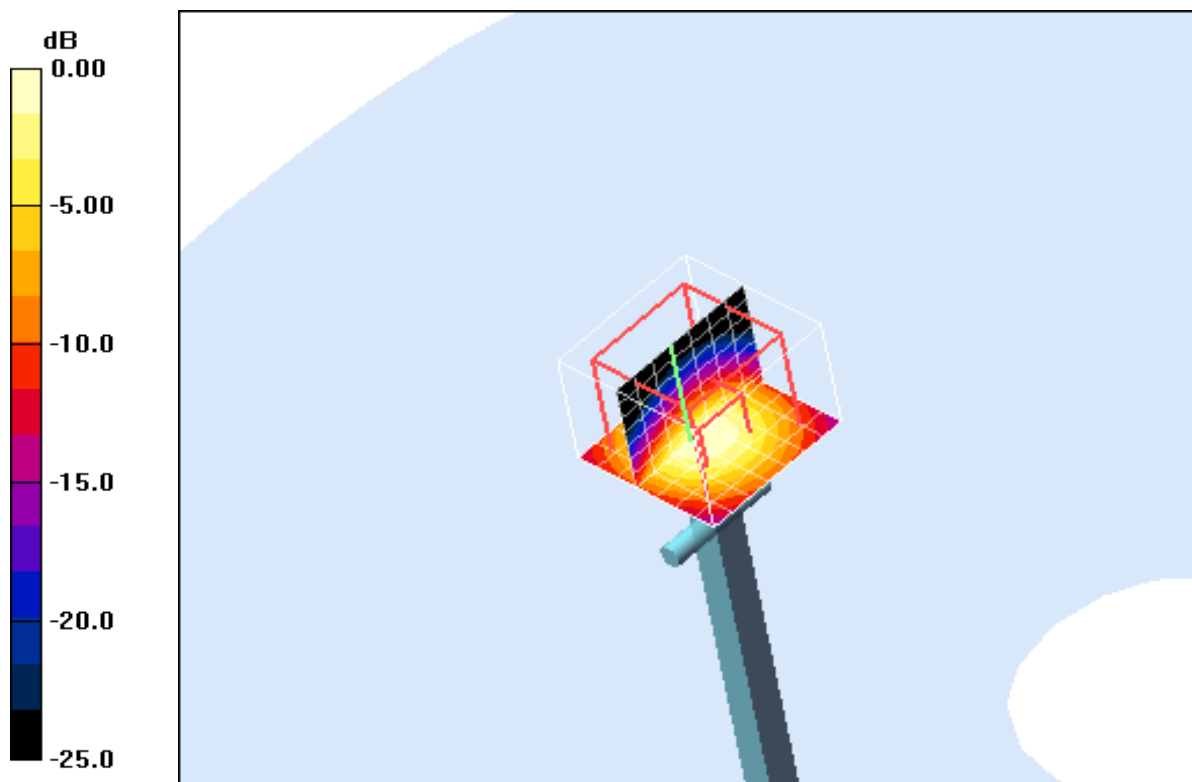
**d=10mm, Pin=100mW 5.2GHz/Zoom Scan (8x8x8)/Cube 0:** Measurement grid: dx=4.3mm, dy=4.3mm, dz=3mm

Reference Value = 62.5 V/m; Power Drift = 0.018 dB

Peak SAR (extrapolated) = 29.8 W/kg

**SAR(1 g) = 7.38 mW/g; SAR(10 g) = 2.08 mW/g**

Maximum value of SAR (measured) = 14.6 mW/g



0 dB = 14.6mW/g

**Additional information:**

ambient temperature: 21.6°C; liquid temperature: 20.2°C

**Plot 356**

Date/Time: 23.03.2013 19:22:28

**SystemPerformanceCheck-D5GHz-head****DUT: Dipole 5 GHz; Type: D5GHzV2; Serial: 1055**

Communication System: CW; Frequency: 5500 MHz; Duty Cycle: 1:1

Medium: HSL5GHz Medium parameters used:  $f = 5500$  MHz;  $\sigma = 4.82$  mho/m;  $\epsilon_r = 36.1$ ;  $\rho = 1000$  kg/m<sup>3</sup>

Phantom section: Flat Section

## DASY4 Configuration:

- Probe: EX3DV4 - SN3566; ConvF(3.72, 3.72, 3.72); Calibrated: 23.08.2012

- Sensor-Surface: 2mm (Mechanical Surface Detection)

- Electronics: DAE3 Sn413; Calibrated: 11.01.2013

- Phantom: SAM 12; Type: SAM; Serial: 1043

- Measurement SW: DASY4, V4.5 Build 19; Postprocessing SW: SEMCAD, V1.8 Build 146

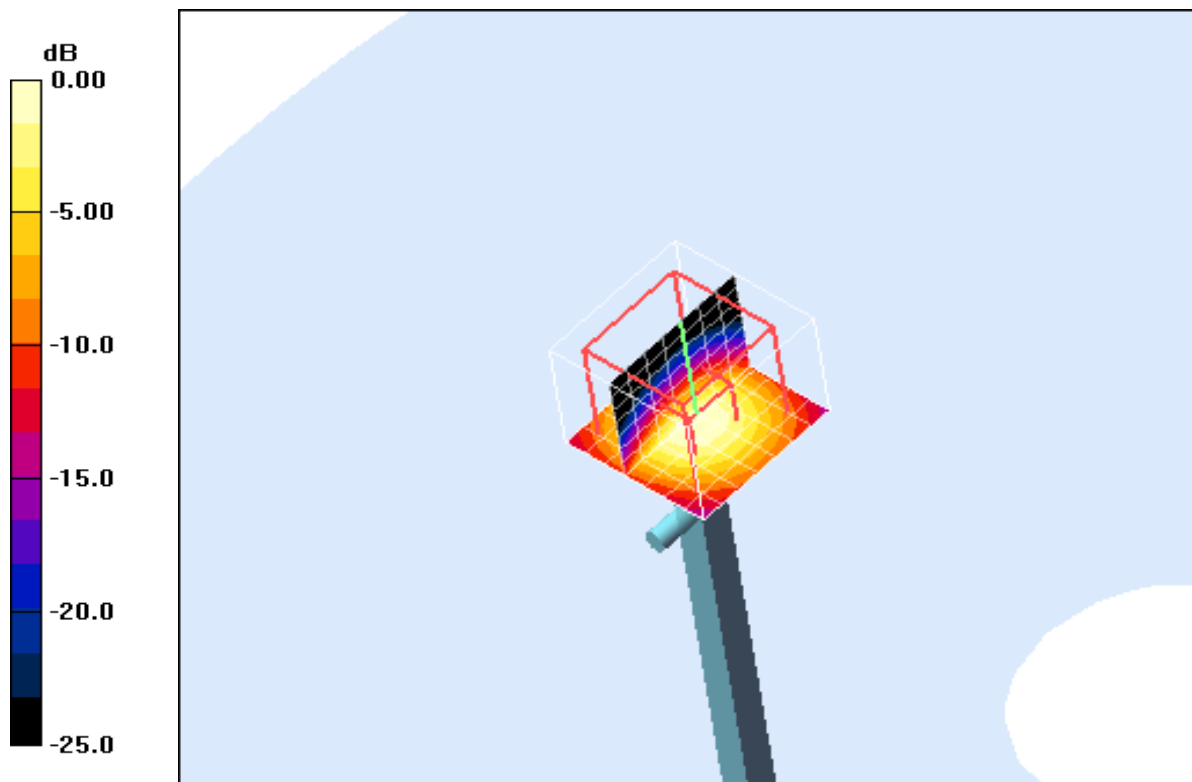
**d=10mm, Pin=100mW 5.5GHz/Zoom Scan (8x8x8)/Cube 0:** Measurement grid: dx=4.3mm, dy=4.3mm, dz=3mm

Reference Value = 65.8 V/m; Power Drift = -0.038 dB

Peak SAR (extrapolated) = 33.4 W/kg

**SAR(1 g) = 8.01 mW/g; SAR(10 g) = 2.23 mW/g**

Maximum value of SAR (measured) = 16.0 mW/g



0 dB = 16.0mW/g

**Additional information:**

ambient temperature: 21.6°C; liquid temperature: 20.2°C

**Plot 357**

Date/Time: 23.03.2013 19:59:07

**SystemPerformanceCheck-D5GHz-head**

**DUT: Dipole 5 GHz; Type: D5GHzV2; Serial: 1055**

Communication System: CW; Frequency: 5800 MHz; Duty Cycle: 1:1  
 Medium: HSL5GHz Medium parameters used:  $f = 5800$  MHz;  $\sigma = 5.12$  mho/m;  $\epsilon_r = 35.6$ ;  $\rho = 1000$  kg/m<sup>3</sup>  
 Phantom section: Flat Section

**DASY4 Configuration:**

- Probe: EX3DV4 - SN3566; ConvF(3.65, 3.65, 3.65); Calibrated: 23.08.2012
- Sensor-Surface: 2mm (Mechanical Surface Detection)
- Electronics: DAE3 Sn413; Calibrated: 11.01.2013
- Phantom: SAM 12; Type: SAM; Serial: 1043
- Measurement SW: DASY4, V4.5 Build 19; Postprocessing SW: SEMCAD, V1.8 Build 146

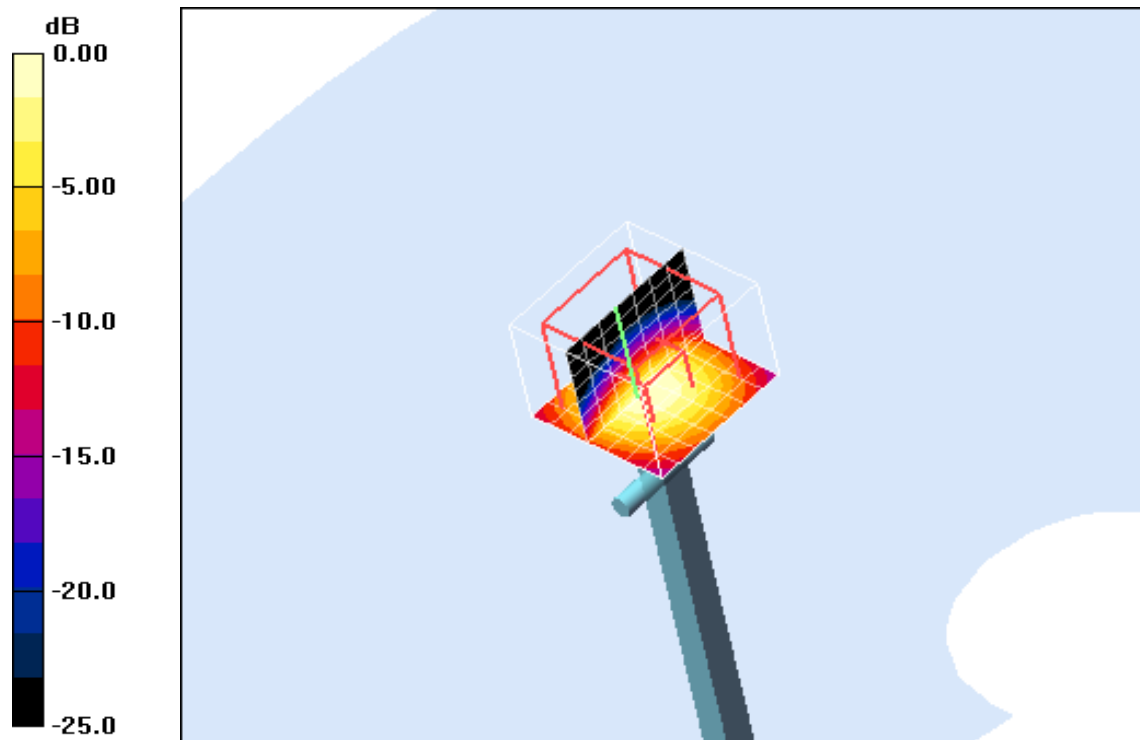
**d=10mm, Pin=100mW 5.8GHz/Zoom Scan (8x8x8)/Cube 0:** Measurement grid: dx=4.3mm, dy=4.3mm, dz=3mm

Reference Value = 63.1 V/m; Power Drift = 0.00 dB

Peak SAR (extrapolated) = 35.3 W/kg

**SAR(1 g) = 8.11 mW/g; SAR(10 g) = 2.26 mW/g**

Maximum value of SAR (measured) = 16.6 mW/g



0 dB = 16.6mW/g

**Additional information:**

ambient temperature: 21.6°C; liquid temperature: 20.2°C

**Plot 358**

Date/Time: 3/28/2013 9:02:21 AM

Test Laboratory: Cetecom Inc., SAR 3 Lab

**DUT: Dipole 750 MHz - D750V3 - SN1032; Type: D750V3; Serial: D750V3 - SN:1032**

Communication System: CW; Frequency: 750 MHz

Medium: MSL750\_Batch 110526-1

Medium parameters used:  $f = 750$  MHz;  $\sigma = 0.971$  mho/m;  $\epsilon_r = 57.161$ ;  $\rho = 1000$  kg/m<sup>3</sup>

Phantom section: Flat Section

Measurement Standard: DASYS (IEEE/IEC/ANSI C63.19-2007)

Procedure Notes: Test Technician: Kathy; Air Temperature: 21.1C; Medium Temperature: 21.4C;

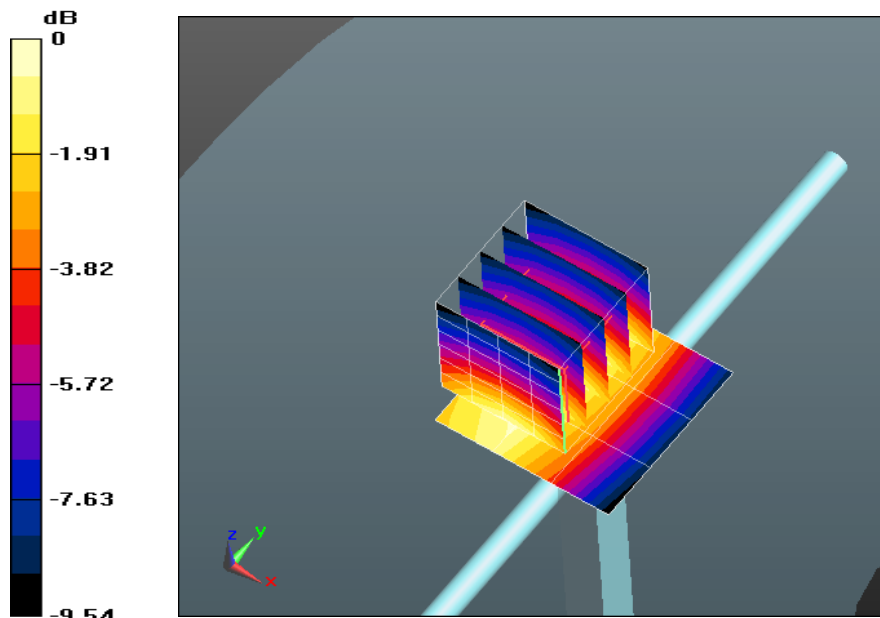
Comments: ;

DASY Configuration:

- Probe: ES3DV3 - SN3261; ConvF(6.13, 6.13, 6.13); Calibrated: 8/17/2012;
- Sensor-Surface: 3mm (Mechanical Surface Detection),  $z = 2.0, 32.0$
- Electronics: DAE4 Sn1266; Calibrated: 5/30/2011
- Phantom: SAM Front; Type: QD000P40CD; Serial: TP-1637
- DASYS2 52.8.1(838);

**System Performance Check at Frequencies below 1 GHz/d=15mm, Pin=1W, dist=3.0mm (ES-Probe)/Area Scan (4x4x1):** Measurement grid: dx=15mm, dy=15mm  
 Maximum value of SAR (measured) = 10.1 W/kg

**System Performance Check at Frequencies below 1 GHz/d=15mm, Pin=1W, dist=3.0mm (ES-Probe)/Zoom Scan (7x7x7) (5x5x7)/Cube 0:** Measurement grid: dx=8mm, dy=8mm, dz=5mm  
 Reference Value = 91.792 V/m; Power Drift = 0.02 dB  
 Peak SAR (extrapolated) = 12.7 W/kg  
**SAR(1 g) = 8.78 W/kg; SAR(10 g) = 5.86 W/kg**  
 Maximum value of SAR (measured) = 10.2 W/kg



0 dB = 10.1 W/kg = 10.04 dBW/kg



**Plot 359**

Date/Time: 2/27/2013 9:26:36 AM

Test Laboratory: Cetecom Inc., SAR 3 Lab

**DUT: Dipole 835 MHz - D835V2 - SN4d113; Type: D835V2; Serial: D835V2 - SN:4d113**

Communication System: CW; Frequency: 835 MHz

Medium: MSL900\_Batch 110518-7

Medium parameters used:  $f = 835$  MHz;  $\sigma = 0.973$  mho/m;  $\epsilon_r = 52.986$ ;  $\rho = 1000$  kg/m<sup>3</sup>

Phantom section: Flat Section

Measurement Standard: DASY5 (IEEE/IEC/ANSI C63.19-2007)

Procedure Notes: Test Technician: Kathy; Air Temperature: 21.2C; Medium Temperature: 20.1C;

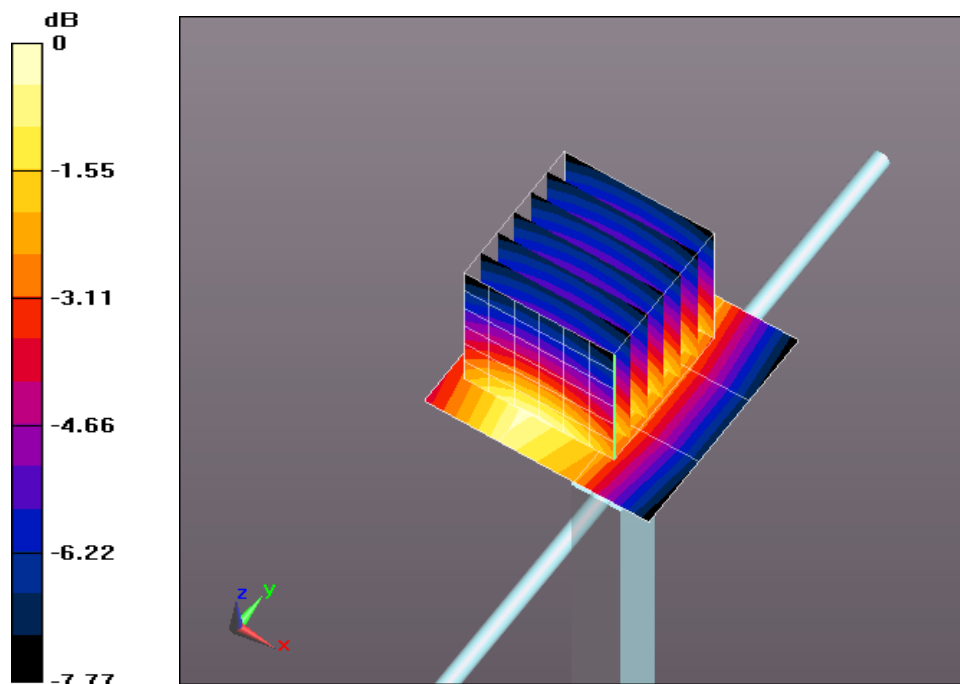
Comments: ;

DASY Configuration:

- Probe: ES3DV3 - SN3261; ConvF(6.03, 6.03, 6.03); Calibrated: 8/17/2012;
- Sensor-Surface: 3mm (Mechanical Surface Detection),  $z = 2.0, 32.0$
- Electronics: DAE4 Sn1266; Calibrated: 5/30/2011
- Phantom: ELI v5.0; Type: QDOVA002AA; Serial: TP:1124
- DASY52 52.8.1(838);

**System Performance Check at Frequencies below 1 GHz/d=15mm, Pin=1W, dist=3.0mm (ES-Probe)/Area Scan (4x4x1):** Measurement grid:  $dx=15$ mm,  $dy=15$ mm  
 Maximum value of SAR (measured) = 11.9 W/kg

**System Performance Check at Frequencies below 1 GHz/d=15mm, Pin=1W, dist=3.0mm (ES-Probe)/Zoom Scan (7x7x7) (7x7x7)/Cube 0:** Measurement grid:  $dx=5$ mm,  $dy=5$ mm,  $dz=5$ mm  
 Reference Value = 112.9 V/m; Power Drift = -0.18 dB  
 Peak SAR (extrapolated) = 14.4 W/kg  
**SAR(1 g) = 9.96 W/kg; SAR(10 g) = 6.63 W/kg**  
 Maximum value of SAR (measured) = 11.6 W/kg



0 dB = 11.9 W/kg = 10.74 dBW/kg

**Plot 360**

Date/Time: 3/6/2013 8:33:51 AM

Test Laboratory: Cetecom Inc., SAR 3 Lab

**DUT: Dipole 835 MHz - D835V2 - SN4d113; Type: D835V2; Serial: D835V2 - SN:4d113**

Communication System: CW; Frequency: 835 MHz

Medium: MSL900\_Batch 110518-7

Medium parameters used:  $f = 835$  MHz;  $\sigma = 0.962$  mho/m;  $\epsilon_r = 52.995$ ;  $\rho = 1000$  kg/m<sup>3</sup>

Phantom section: Flat Section

Measurement Standard: DASY5 (IEEE/IEC/ANSI C63.19-2007)

Procedure Notes: Test Technician: Kathy; Air Temperature: 20.5C; Medium Temperature: 21.2C;

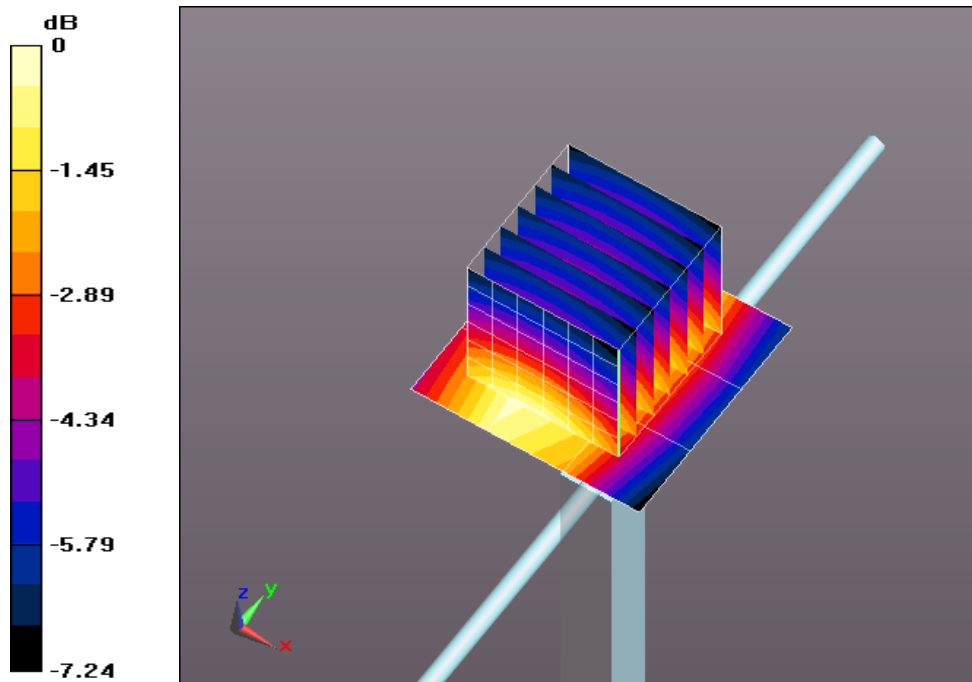
Comments: ;

DASY Configuration:

- Probe: ES3DV3 - SN3261; ConvF(6.03, 6.03, 6.03); Calibrated: 8/17/2012;
- Sensor-Surface: 3mm (Mechanical Surface Detection),  $z = 2.0, 32.0$
- Electronics: DAE4 Sn1266; Calibrated: 5/30/2011
- Phantom: ELI v5.0; Type: QDOVA002AA; Serial: TP:1124
- DASY52 52.8.1(838);

**System Performance Check at Frequencies below 1 GHz/d=15mm, Pin=1W, dist=3.0mm (ES-Probe)/Area Scan (4x4x1):** Measurement grid:  $dx=15$ mm,  $dy=15$ mm  
 Maximum value of SAR (measured) = 10.9 W/kg

**System Performance Check at Frequencies below 1 GHz/d=15mm, Pin=1W, dist=3.0mm (ES-Probe)/Zoom Scan (7x7x7) (7x7x7)/Cube 0:** Measurement grid:  $dx=5$ mm,  $dy=5$ mm,  $dz=5$ mm  
 Reference Value = 111.0 V/m; Power Drift = 0.06 dB  
 Peak SAR (extrapolated) = 14.5 W/kg  
**SAR(1 g) = 10.1 W/kg; SAR(10 g) = 6.68 W/kg**  
 Maximum value of SAR (measured) = 11.6 W/kg



0 dB = 10.9 W/kg = 10.38 dBW/kg

**Plot 361**

Date/Time: 3/7/2013 9:10:24 AM

Test Laboratory: Cetecom Inc., SAR 3 Lab

**DUT: Dipole 835 MHz - D835V2 - SN4d113; Type: D835V2; Serial: D835V2 - SN:4d113**

Communication System: CW; Frequency: 835 MHz

Medium: MSL900\_Batch 110518-7

Medium parameters used:  $f = 835$  MHz;  $\sigma = 0.975$  mho/m;  $\epsilon_r = 52.829$ ;  $\rho = 1000$  kg/m<sup>3</sup>

Phantom section: Flat Section

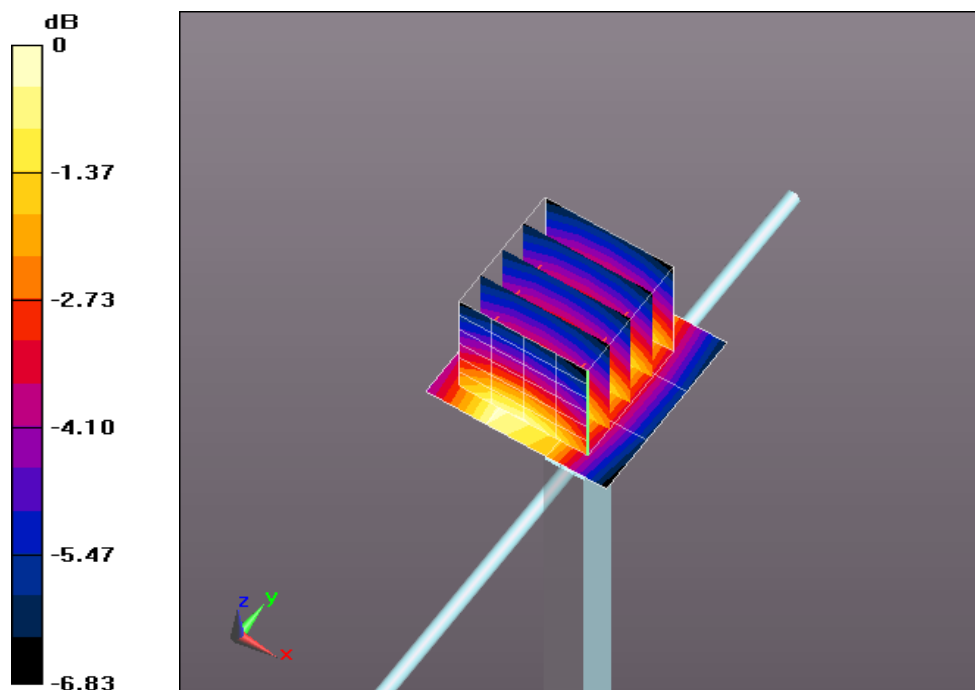
Measurement Standard: DASY5 (IEEE/IEC/ANSI C63.19-2007)

Procedure Notes: Test Technician: Kathy; Air Temperature: 20.5C; Medium Temperature: 20.5C;

Comments: ;

DASY Configuration:

- Probe: ES3DV3 - SN3261; ConvF(6.03, 6.03, 6.03); Calibrated: 8/17/2012;
- Sensor-Surface: 3mm (Mechanical Surface Detection),  $z = 2.0, 32.0$
- Electronics: DAE4 Sn1266; Calibrated: 5/30/2011
- Phantom: ELI v5.0; Type: QDOVA002AA; Serial: TP:1124
- DASY52 52.8.1(838);

**System Performance Check at Frequencies below 1 GHz/d=15mm, Pin=1W, dist=3.0mm (ES-Probe)/Area Scan (4x4x1):** Measurement grid:  $dx=15$ mm,  $dy=15$ mm  
Maximum value of SAR (measured) = 10.9 W/kg**System Performance Check at Frequencies below 1 GHz/d=15mm, Pin=1W, dist=3.0mm (ES-Probe)/Zoom Scan (7x7x7) (5x5x7)/Cube 0:** Measurement grid:  $dx=8$ mm,  $dy=8$ mm,  $dz=5$ mm  
Reference Value = 111.2 V/m; Power Drift = -0.03 dB  
Peak SAR (extrapolated) = 14.4 W/kg  
**SAR(1 g) = 9.96 W/kg; SAR(10 g) = 6.61 W/kg**  
Maximum value of SAR (measured) = 11.6 W/kg

0 dB = 10.9 W/kg = 10.37 dBW/kg

**Plot 362**

Date/Time: 3/12/2013 11:58:15 AM

Test Laboratory: Cetecom Inc., SAR 4 Lab

**DUT: Dipole 900 MHz - D900V2 - SN1d110; Type: D900V2; Serial: D900V2 - SN:1d110**

Communication System: CW; Frequency: 835 MHz

Medium: MSL900\_Batch 110614-1

Medium parameters used:  $f = 835$  MHz;  $\sigma = 1.013$  mho/m;  $\epsilon_r = 53.198$ ;  $\rho = 1000$  kg/m<sup>3</sup>

Phantom section: Flat Section

Measurement Standard: DASYS (IEEE/IEC/ANSI C63.19-2007)

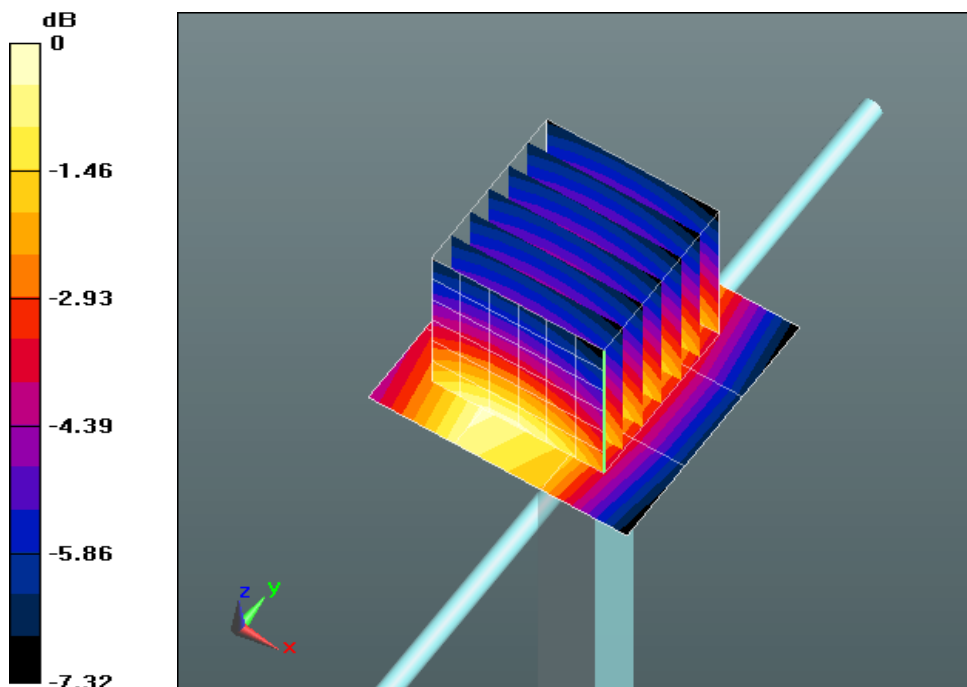
Procedure Notes: Test Technician: ; Air Temperature: ; Medium Temperature: ; Comments: ;

DASY Configuration:

- Probe: ES3DV3 - SN3260; ConvF(6.34, 6.34, 6.34); Calibrated: 9/25/2012;
- Sensor-Surface: 3mm (Mechanical Surface Detection), z = 2.0, 32.0
- Electronics: DAE4 Sn1265; Calibrated: 5/13/2011
- Phantom: SAM Front; Type: QD000P40CD; Serial: TP:1640
- DASYS2 52.8.1(838);

**System Performance Check at Frequencies below 1 GHz/d=15mm, Pin=1W, dist=3.0mm (ES-Probe)/Area Scan (4x4x1):** Measurement grid: dx=15mm, dy=15mm  
 Maximum value of SAR (measured) = 12.5 W/kg

**System Performance Check at Frequencies below 1 GHz/d=15mm, Pin=1W, dist=3.0mm (ES-Probe)/Zoom Scan (7x7x7) (7x7x7)/Cube 0:** Measurement grid: dx=5mm, dy=5mm, dz=5mm  
 Reference Value = 114.5 V/m; Power Drift = 0.16 dB  
 Peak SAR (extrapolated) = 17.3 W/kg  
**SAR(1 g) = 10.5 W/kg; SAR(10 g) = 6.45 W/kg**  
 Maximum value of SAR (measured) = 13.3 W/kg



0 dB = 12.5 W/kg = 10.97 dBW/kg

**Plot 363**

Date/Time: 3/13/2013 1:53:33 PM

Test Laboratory: Cetecom Inc., SAR 4 Lab

**DUT: Dipole 835 MHz - D835V2 - SN4d113; Type: D835V2; Serial: D835V2 - SN:4d113**

Communication System: CW; Frequency: 835 MHz

Medium: MSL900\_Batch 110614-1

Medium parameters used:  $f = 835$  MHz;  $\sigma = 1.013$  mho/m;  $\epsilon_r = 52.999$ ;  $\rho = 1000$  kg/m<sup>3</sup>

Phantom section: Flat Section

Measurement Standard: DASY5 (IEEE/IEC/ANSI C63.19-2007)

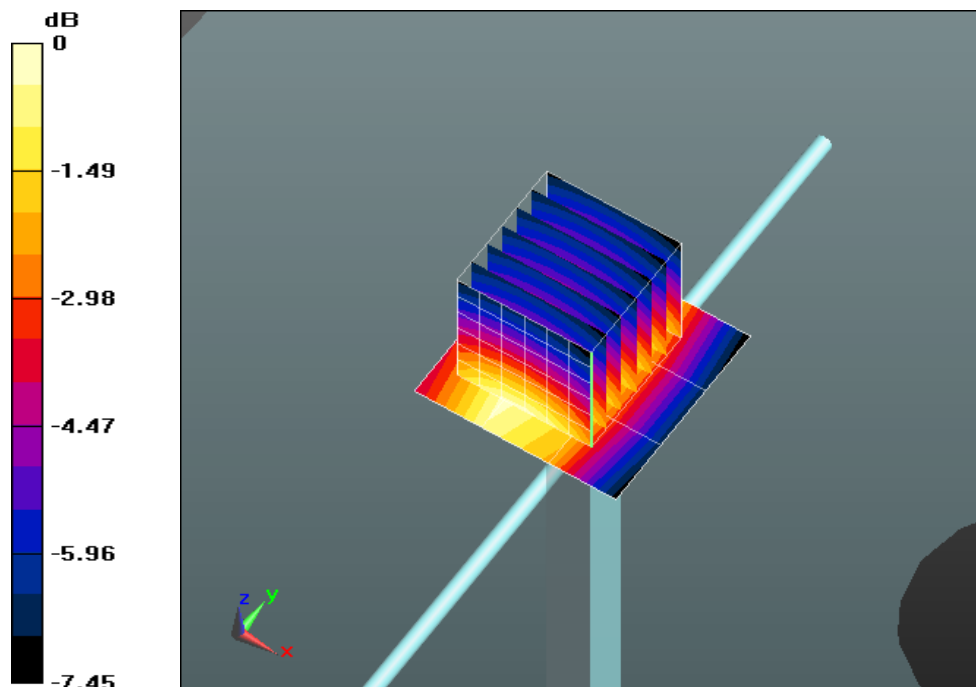
Procedure Notes: Test Technician: ; Air Temperature: ; Medium Temperature: ; Comments: ;

DASY Configuration:

- Probe: ES3DV3 - SN3260; ConvF(6.34, 6.34, 6.34); Calibrated: 9/25/2012;
- Sensor-Surface: 3mm (Mechanical Surface Detection), z = 2.0, 32.0
- Electronics: DAE4 Sn1265; Calibrated: 5/13/2011
- Phantom: SAM Front; Type: QD000P40CD; Serial: TP:1640
- DASY52 52.8.1(838);

**System Performance Check at Frequencies below 1 GHz/d=15mm, Pin=1W, dist=3.0mm (ES-Probe)/Area Scan (4x4x1):** Measurement grid: dx=15mm, dy=15mm  
 Maximum value of SAR (measured) = 11.5 W/kg

**System Performance Check at Frequencies below 1 GHz/d=15mm, Pin=1W, dist=3.0mm (ES-Probe)/Zoom Scan (7x7x7) (7x7x7)/Cube 0:** Measurement grid: dx=5mm, dy=5mm, dz=5mm  
 Reference Value = 111.9 V/m; Power Drift = -0.12 dB  
 Peak SAR (extrapolated) = 15.4 W/kg  
**SAR(1 g) = 10.4 W/kg; SAR(10 g) = 6.8 W/kg**  
 Maximum value of SAR (measured) = 12.1 W/kg



0 dB = 11.5 W/kg = 10.61 dBW/kg

**Plot 364**

Date/Time: 3/14/2013 2:53:10 PM

Test Laboratory: Cetecom Inc., SAR 4 Lab

**DUT: Dipole 835 MHz - D835V2 - SN4d113; Type: D835V2; Serial: D835V2 - SN:4d113**

Communication System: CW; Frequency: 835 MHz

Medium: MSL900\_Batch 110614-1

Medium parameters used:  $f = 835$  MHz;  $\sigma = 1.014$  mho/m;  $\epsilon_r = 52.696$ ;  $\rho = 1000$  kg/m<sup>3</sup>

Phantom section: Flat Section

Measurement Standard: DASY5 (IEEE/IEC/ANSI C63.19-2007)

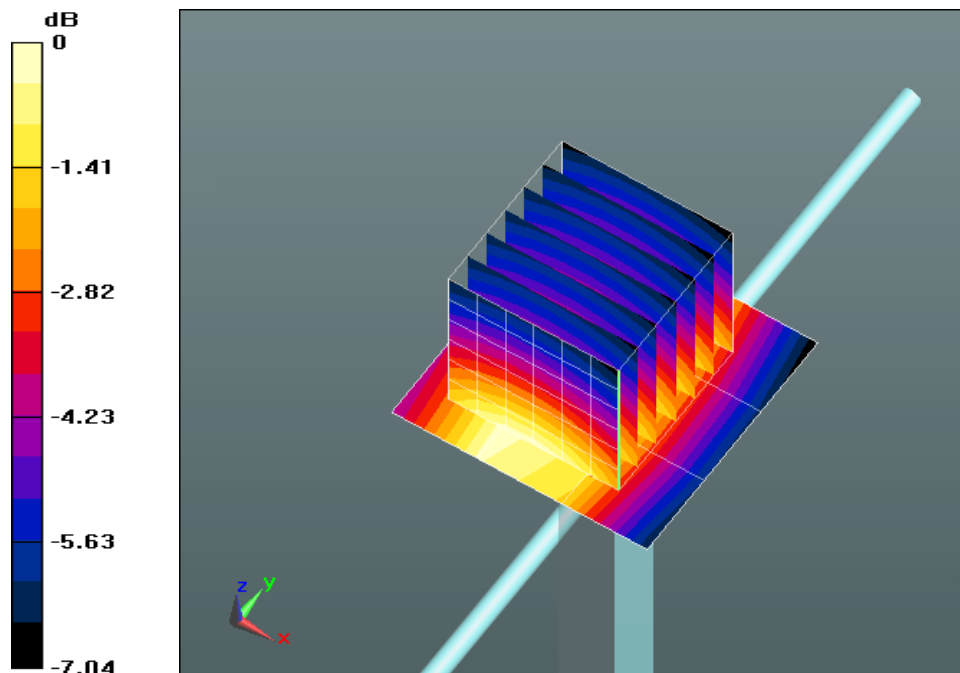
Procedure Notes: Test Technician: ; Air Temperature: ; Medium Temperature: ; Comments: ;

DASY Configuration:

- Probe: ES3DV3 - SN3260; ConvF(6.34, 6.34, 6.34); Calibrated: 9/25/2012;
- Sensor-Surface: 3mm (Mechanical Surface Detection), Sensor-Surface: 4mm (Mechanical Surface Detection),  $z = 2.0, 32.0$
- Electronics: DAE4 Sn1265; Calibrated: 5/13/2011
- Phantom: SAM Front; Type: QD000P40CD; Serial: TP:1640
- DASY52 52.8.1(838);

**System Performance Check at Frequencies below 1 GHz/d=15mm, Pin=1W, dist=3.0mm (ES-Probe)/Area Scan (4x4x1):** Measurement grid: dx=15mm, dy=15mm  
 Maximum value of SAR (measured) = 11.0 W/kg

**System Performance Check at Frequencies below 1 GHz/d=15mm, Pin=1W, dist=3.0mm (ES-Probe)/Zoom Scan (7x7x7) (7x7x7)/Cube 0:** Measurement grid: dx=5mm, dy=5mm, dz=5mm  
 Reference Value = 107.9 V/m; Power Drift = -0.04 dB  
 Peak SAR (extrapolated) = 14.4 W/kg  
**SAR(1 g) = 9.79 W/kg; SAR(10 g) = 6.46 W/kg**  
 Maximum value of SAR (measured) = 10.5 W/kg



0 dB = 11.0 W/kg = 10.39 dBW/kg

**Plot 365**

Date/Time: 3/15/2013 3:15:45 PM

Test Laboratory: Cetecom Inc., SAR 4 Lab

**DUT: Dipole 835 MHz - D835V2 - SN4d113; Type: D835V2; Serial: D835V2 - SN:4d113**

Communication System: CW; Frequency: 835 MHz

Medium: MSL900\_Batch 110614-1

Medium parameters used:  $f = 835$  MHz;  $\sigma = 1.012$  mho/m;  $\epsilon_r = 54.109$ ;  $\rho = 1000$  kg/m<sup>3</sup>

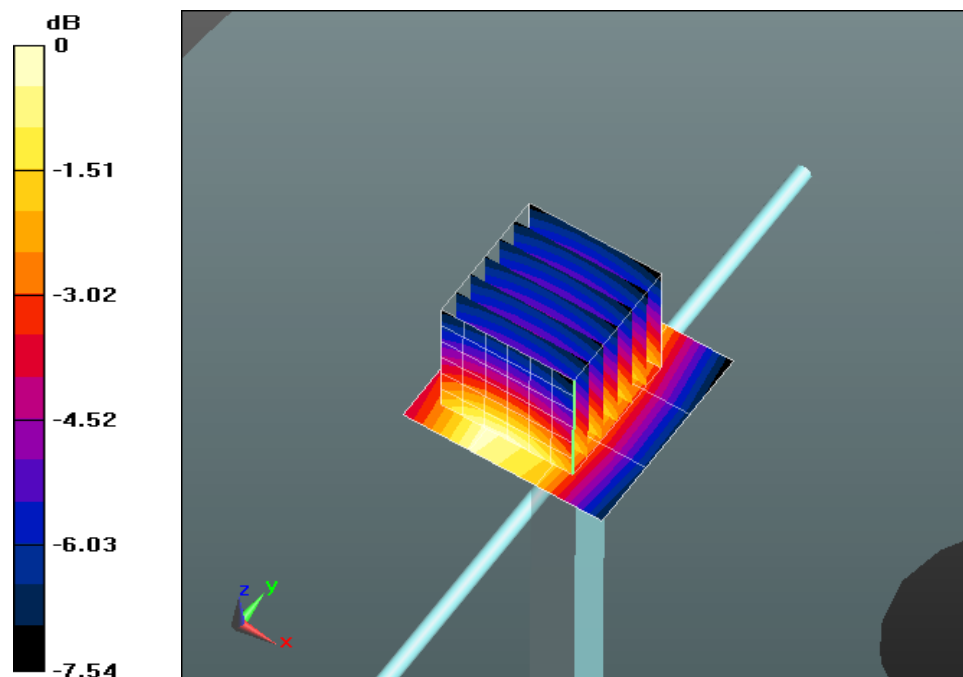
Phantom section: Flat Section

Measurement Standard: DASY5 (IEEE/IEC/ANSI C63.19-2007)

Procedure Notes: Test Technician: ; Air Temperature: ; Medium Temperature: ; Comments: ;

DASY Configuration:

- Probe: ES3DV3 - SN3260; ConvF(6.34, 6.34, 6.34); Calibrated: 9/25/2012;
- Sensor-Surface: 3mm (Mechanical Surface Detection),  $z = 2.0, 32.0$
- Electronics: DAE4 Sn1265; Calibrated: 5/13/2011
- Phantom: SAM Front; Type: QD000P40CD; Serial: TP:1640
- DASY52 52.8.1(838);

**System Performance Check at Frequencies below 1 GHz/d=15mm, Pin=1W, dist=3.0mm (ES-Probe)/Area Scan (4x4x1):** Measurement grid:  $dx=15$ mm,  $dy=15$ mm  
Maximum value of SAR (measured) = 11.4 W/kg**System Performance Check at Frequencies below 1 GHz/d=15mm, Pin=1W, dist=3.0mm (ES-Probe)/Zoom Scan (7x7x7) (7x7x7)/Cube 0:** Measurement grid:  $dx=5$ mm,  $dy=5$ mm,  $dz=5$ mm  
Reference Value = 111.6 V/m; Power Drift = -0.19 dB  
Peak SAR (extrapolated) = 14.7 W/kg  
**SAR(1 g) = 9.92 W/kg; SAR(10 g) = 6.53 W/kg**  
Maximum value of SAR (measured) = 11.5 W/kg

0 dB = 11.4 W/kg = 10.58 dBW/kg

**Plot 366**

Date/Time: 3/18/2013 8:55:08 AM

Test Laboratory: Cetecom Inc., SAR 4 Lab

**DUT: Dipole 835 MHz - D835V2 - SN4d113; Type: D835V2; Serial: D835V2 - SN:4d113**

Communication System: CW; Frequency: 835 MHz

Medium: MSL900\_Batch 110614-1

Medium parameters used:  $f = 835$  MHz;  $\sigma = 1.016$  mho/m;  $\epsilon_r = 52.733$ ;  $\rho = 1000$  kg/m<sup>3</sup>

Phantom section: Flat Section

Measurement Standard: DASYS (IEEE/IEC/ANSI C63.19-2007)

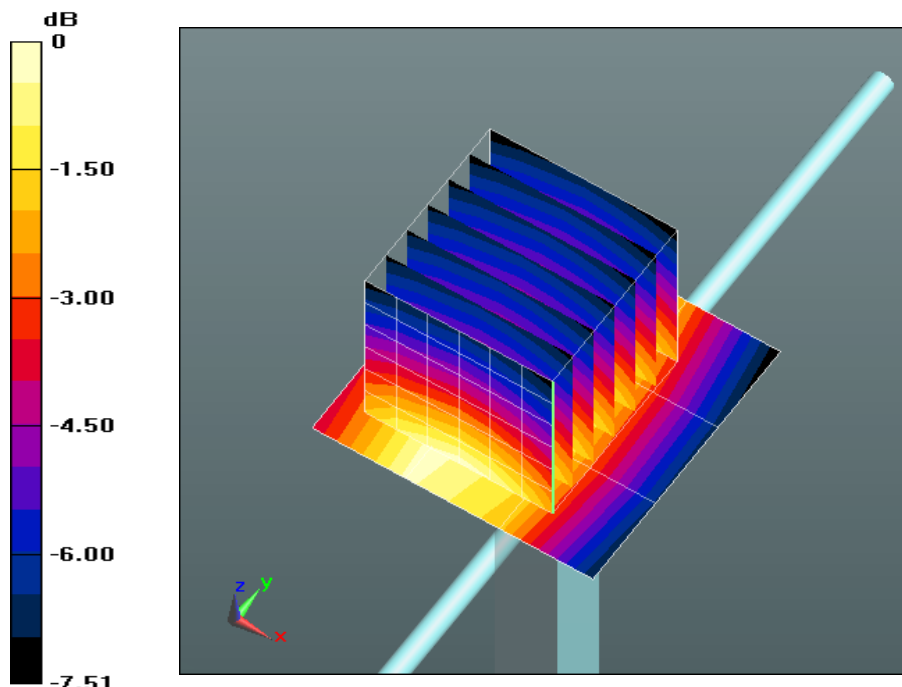
Procedure Notes: Test Technician: ; Air Temperature: ; Medium Temperature: ; Comments: ;

DASY Configuration:

- Probe: ES3DV3 - SN3260; ConvF(6.34, 6.34, 6.34); Calibrated: 9/25/2012;
- Sensor-Surface: 3mm (Mechanical Surface Detection), z = 2.0, 32.0
- Electronics: DAE4 Sn1265; Calibrated: 5/13/2011
- Phantom: SAM Front; Type: QD000P40CD; Serial: TP:1640
- DASYS2 52.8.1(838);

**System Performance Check at Frequencies below 1 GHz/d=15mm, Pin=1W, dist=3.0mm (ES-Probe)/Area Scan (4x4x1):** Measurement grid: dx=15mm, dy=15mm  
 Maximum value of SAR (measured) = 11.5 W/kg

**System Performance Check at Frequencies below 1 GHz/d=15mm, Pin=1W, dist=3.0mm (ES-Probe)/Zoom Scan (7x7x7) (7x7x7)/Cube 0:** Measurement grid: dx=5mm, dy=5mm, dz=5mm  
 Reference Value = 108.1 V/m; Power Drift = -0.19 dB  
 Peak SAR (extrapolated) = 15.0 W/kg  
**SAR(1 g) = 10.1 W/kg; SAR(10 g) = 6.62 W/kg**  
 Maximum value of SAR (measured) = 11.9 W/kg



0 dB = 11.5 W/kg = 10.62 dBW/kg



**Plot 367**

Date/Time: 3/25/2013 10:19:43 AM

Test Laboratory: Cetecom Inc. SAR 1 Lab

**DUT: Dipole 1750 MHz - D1750V2 - SN1045; Type: D1750V2; Serial: D1750V2 - SN:1045**

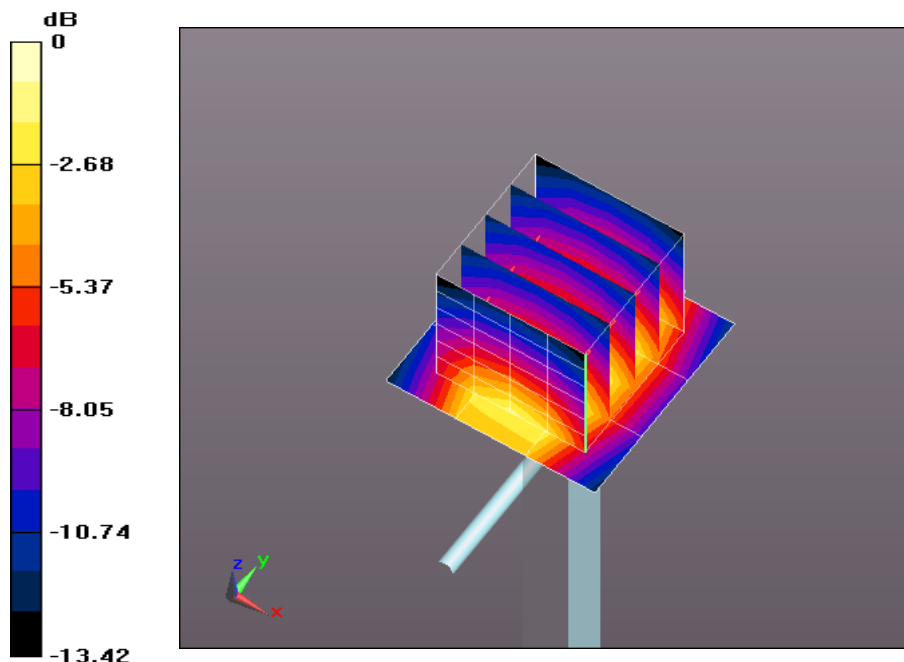
Communication System: CW; Frequency: 1750 MHz  
 Medium: MSL1750\_Batch 100824-2  
 Medium parameters used:  $f = 1750$  MHz;  $\sigma = 1.517$  mho/m;  $\epsilon_r = 51.083$ ;  $\rho = 1000$  kg/m<sup>3</sup>  
 Phantom section: Flat Section  
 Measurement Standard: DASY5 (IEEE/IEC/ANSI C63.19-2007)  
 Procedure Notes: Test Technician: ; Air Temperature: ; Medium Temperature: ; Comments: ;

DASY Configuration:

- Probe: ES3DV3 - SN3261; ConvF(5.08, 5.08, 5.08); Calibrated: 8/17/2012;
- Sensor-Surface: 3mm (Mechanical Surface Detection), z = 2.0, 32.0
- Electronics: DAE4 Sn1233; Calibrated: 11/6/2012
- Phantom: ELI 4.0; Type: QDOVA001BA; Serial: xxxx
- DASY52 52.8.1(838);

**System Performance Check at Frequencies above 1 GHz/d=10mm, Pin=1W, dist=3.0mm (ES-Probe)/Area Scan (4x4x1):** Measurement grid: dx=15mm, dy=15mm  
 Maximum value of SAR (measured) = 33.0 W/kg

**System Performance Check at Frequencies above 1 GHz/d=10mm, Pin=1W, dist=3.0mm (ES-Probe)/Zoom Scan (7x7x7) (5x5x7)/Cube 0:** Measurement grid: dx=8mm, dy=8mm, dz=5mm  
 Reference Value = 184.2 V/m; Power Drift = 0.04 dB  
 Peak SAR (extrapolated) = 65.3 W/kg  
**SAR(1 g) = 38.1 W/kg; SAR(10 g) = 20.3 W/kg**  
 Maximum value of SAR (measured) = 47.8 W/kg



0 dB = 33.0 W/kg = 15.19 dBW/kg

**Plot 368**

Date/Time: 3/26/2013 11:39:57 AM

Test Laboratory: Cetecom Inc. SAR 1 Lab

**DUT: Dipole 1750 MHz - D1750V2 - SN1045; Type: D1750V2; Serial: D1750V2 - SN:1045**

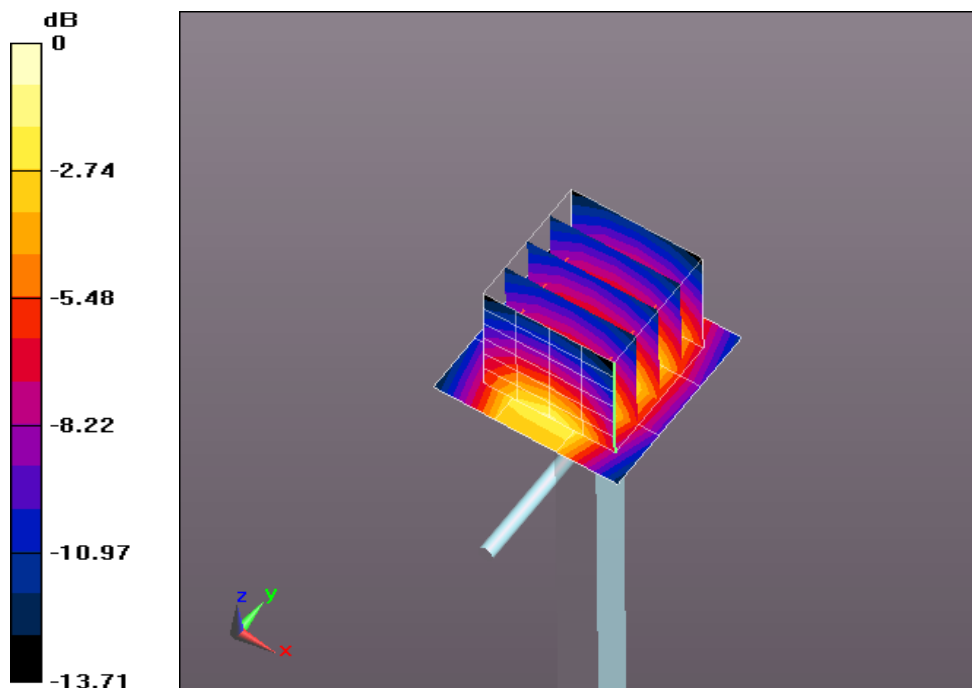
Communication System: CW; Frequency: 1750 MHz  
 Medium: MSL1750\_Batch 100824-2  
 Medium parameters used:  $f = 1750$  MHz;  $\sigma = 1.538$  mho/m;  $\epsilon_r = 51.708$ ;  $\rho = 1000$  kg/m<sup>3</sup>  
 Phantom section: Flat Section  
 Measurement Standard: DASY5 (IEEE/IEC/ANSI C63.19-2007)  
 Procedure Notes: Test Technician: Kathy; Air Temperature: 22.1C; Medium Temperature: 21.8C;  
 Comments: ;

DASY Configuration:

- Probe: ES3DV3 - SN3261; ConvF(5.08, 5.08, 5.08); Calibrated: 8/17/2012;
- Sensor-Surface: 3mm (Mechanical Surface Detection),  $z = 2.0, 32.0$
- Electronics: DAE4 Sn1233; Calibrated: 11/6/2012
- Phantom: ELI 4.0; Type: QDOVA001BA; Serial: xxxx
- DASY52 52.8.1(838);

**System Performance Check at Frequencies above 1 GHz/d=10mm, Pin=1W, dist=3.0mm (ES-Probe)/Area Scan (4x4x1):** Measurement grid: dx=15mm, dy=15mm  
 Maximum value of SAR (measured) = 36.3 W/kg

**System Performance Check at Frequencies above 1 GHz/d=10mm, Pin=1W, dist=3.0mm (ES-Probe)/Zoom Scan (7x7x7) (5x5x7)/Cube 0:** Measurement grid: dx=8mm, dy=8mm, dz=5mm  
 Reference Value = 190.7 V/m; Power Drift = -0.02 dB  
 Peak SAR (extrapolated) = 69.3 W/kg  
**SAR(1 g) = 40.7 W/kg; SAR(10 g) = 21.8 W/kg**  
 Maximum value of SAR (measured) = 51.1 W/kg



0 dB = 36.3 W/kg = 15.60 dBW/kg

**Plot 369**

Date/Time: 3/27/2013 12:16:07 PM

Test Laboratory: Cetecom Inc. SAR 1 Lab

**DUT: Dipole 1750 MHz - D1750V2 - SN1045; Type: D1750V2; Serial: D1750V2 - SN:1045**

Communication System: CW; Frequency: 1750 MHz

Medium: MSL1750\_Batch 100824-2

Medium parameters used:  $f = 1750$  MHz;  $\sigma = 1.477$  mho/m;  $\epsilon_r = 51.249$ ;  $\rho = 1000$  kg/m<sup>3</sup>

Phantom section: Flat Section

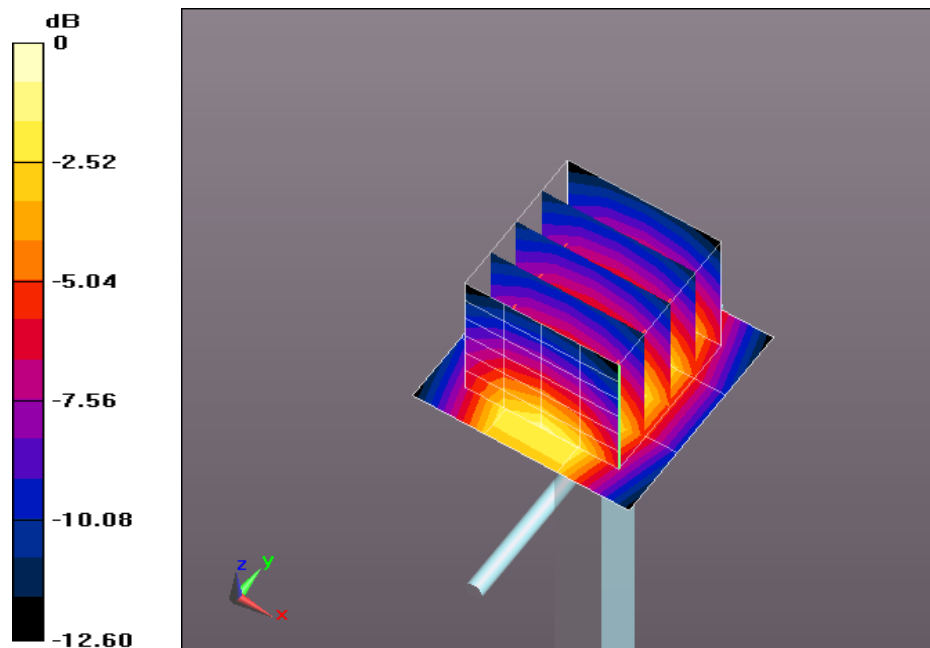
Measurement Standard: DASY5 (IEEE/IEC/ANSI C63.19-2007)

Procedure Notes: Test Technician: Kathy; Air Temperature: 21.8C; Medium Temperature: 22..8C;

Comments: ;

DASY Configuration:

- Probe: ES3DV3 - SN3261; ConvF(5.08, 5.08, 5.08); Calibrated: 8/17/2012;
- Sensor-Surface: 3mm (Mechanical Surface Detection),  $z = 2.0, 32.0$
- Electronics: DAE4 Sn1233; Calibrated: 11/6/2012
- Phantom: ELI 4.0; Type: QDOVA001BA; Serial: xxxx
- DASY52 52.8.1(838);

**System Performance Check at Frequencies above 1 GHz/d=10mm, Pin=1W, dist=3.0mm (ES-Probe)/Area Scan (4x4x1):** Measurement grid:  $dx=15$ mm,  $dy=15$ mm  
Maximum value of SAR (measured) = 27.8 W/kg**System Performance Check at Frequencies above 1 GHz/d=10mm, Pin=1W, dist=3.0mm (ES-Probe)/Zoom Scan (7x7x7) (5x5x7)/Cube 0:** Measurement grid:  $dx=8$ mm,  $dy=8$ mm,  $dz=5$ mm  
Reference Value = 177.4 V/m; Power Drift = 0.11 dB  
Peak SAR (extrapolated) = 59.0 W/kg  
**SAR(1 g) = 34.6 W/kg; SAR(10 g) = 18.6 W/kg**  
Maximum value of SAR (measured) = 43.5 W/kg

0 dB = 27.8 W/kg = 14.44 dBW/kg

**Plot 370**

Date/Time: 3/4/2013 10:26:14 AM

Test Laboratory: Cetecom Inc. SAR 1 Lab

**DUT: Dipole 1900 MHz - D1900V2 - SN5d135; Type: D1900V2; Serial: D1900V2 - SN:5d135**

Communication System: CW; Frequency: 1900 MHz

Medium: MSL1900\_Batch 100824-3

Medium parameters used:  $f = 1900$  MHz;  $\sigma = 1.585$  mho/m;  $\epsilon_r = 51.286$ ;  $\rho = 1000$  kg/m<sup>3</sup>

Phantom section: Flat Section

Measurement Standard: DASYS (IEEE/IEC/ANSI C63.19-2007)

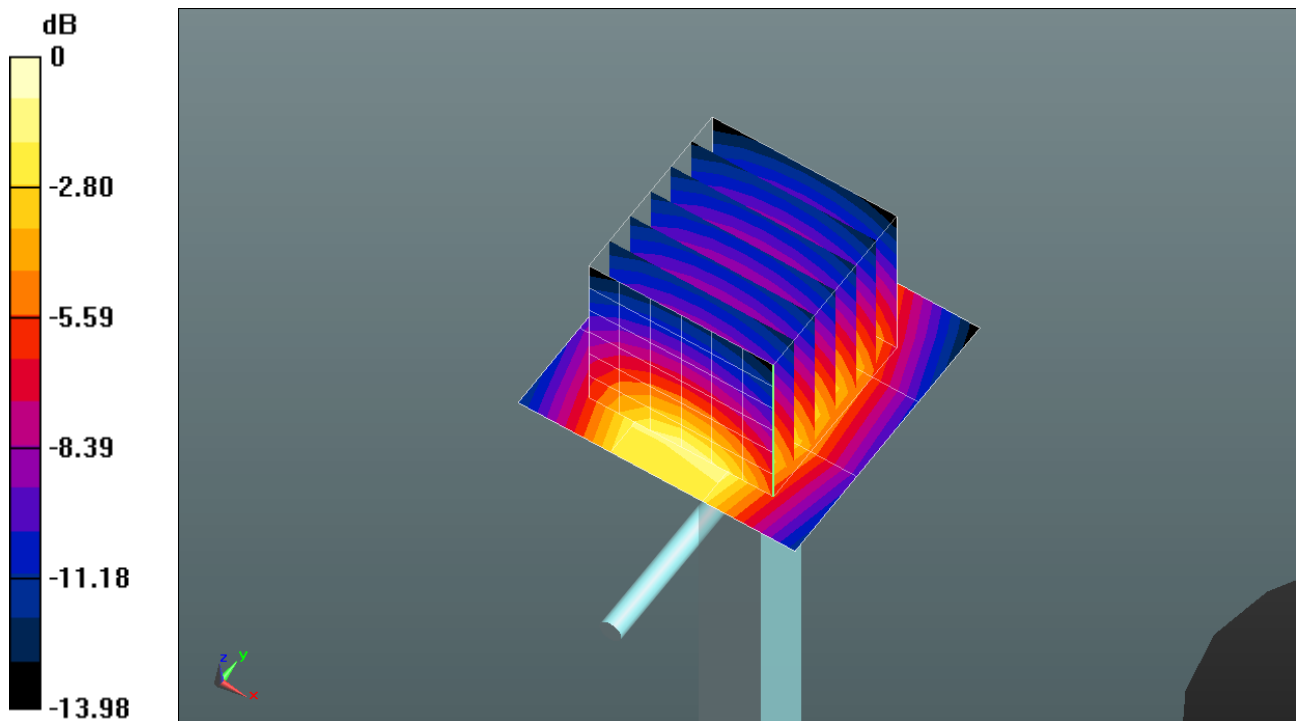
Procedure Notes:

DASY Configuration:

- Probe: ES3DV3 - SN3244; ConvF(4.81, 4.81, 4.81); Calibrated: 11/7/2012;
- Sensor-Surface: 3mm (Mechanical Surface Detection),  $z = 2.0, 32.0$
- Electronics: DAE4 Sn1233; Calibrated: 11/6/2012
- Phantom: SAM; Type: QD 000 P40 CC; Serial: 1592
- DASY52 52.8.1(838);

**System Performance Check at Frequencies above 1 GHz/d=10mm, Pin=1W, dist=3.0mm (ES-Probe)/Area Scan (4x4x1):** Measurement grid:  $dx=15$ mm,  $dy=15$ mm  
 Maximum value of SAR (measured) = 33.6 W/kg

**System Performance Check at Frequencies above 1 GHz/d=10mm, Pin=1W, dist=3.0mm (ES-Probe)/Zoom Scan (7x7x7) (7x7x7)/Cube 0:** Measurement grid:  $dx=5$ mm,  $dy=5$ mm,  $dz=5$ mm  
 Reference Value = 188.1 V/m; Power Drift = -0.10 dB  
 Peak SAR (extrapolated) = 70.8 W/kg  
**SAR(1 g) = 39.7 W/kg; SAR(10 g) = 20.9 W/kg**  
 Maximum value of SAR (measured) = 50.3 W/kg



0 dB = 33.6 W/kg = 15.26 dBW/kg

**Plot 371**

Date/Time: 3/7/2013 8:45:41 AM

Test Laboratory: Cetecom Inc. SAR 1 Lab

**DUT: Dipole 1900 MHz - D1900V2 - SN5d135; Type: D1900V2; Serial: D1900V2 - SN:5d135**

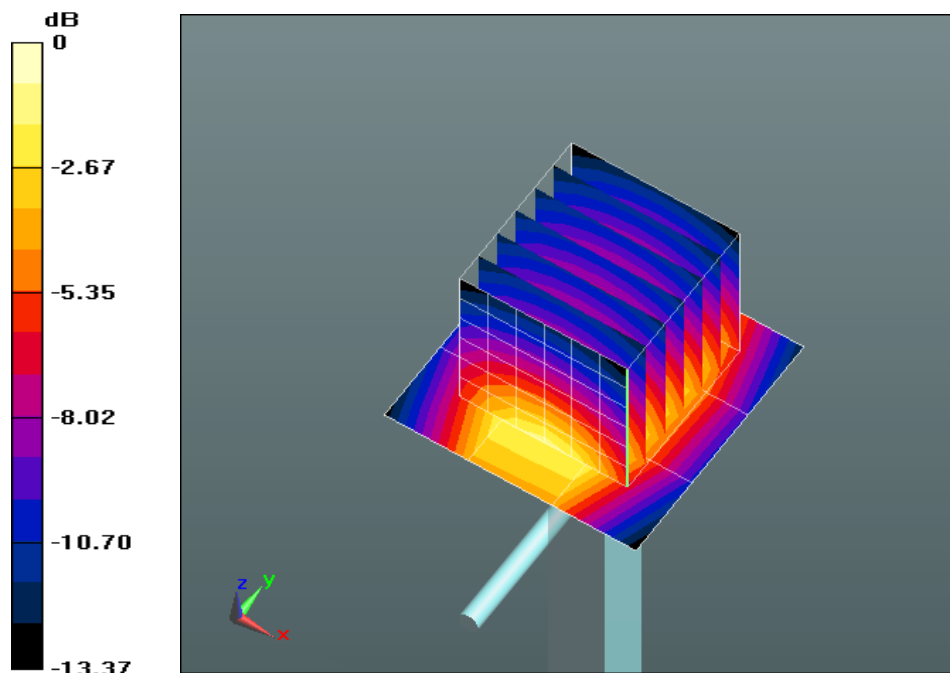
Communication System: CW; Frequency: 1900 MHz  
 Medium: MSL1900\_Batch 100824-3  
 Medium parameters used:  $f = 1900$  MHz;  $\sigma = 1.519$  mho/m;  $\epsilon_r = 51.271$ ;  $\rho = 1000$  kg/m<sup>3</sup>  
 Phantom section: Flat Section  
 Measurement Standard: DASYS (IEEE/IEC/ANSI C63.19-2007)  
 Procedure Notes:

DASY Configuration:

- Probe: ES3DV3 - SN3244; ConvF(4.81, 4.81, 4.81); Calibrated: 11/7/2012;
- Sensor-Surface: 3mm (Mechanical Surface Detection), z = 2.0, 32.0
- Electronics: DAE4 Sn1233; Calibrated: 11/6/2012
- Phantom: SAM; Type: QD 000 P40 CC; Serial: 1592
- DASYS52 52.8.1(838);

**System Performance Check at Frequencies above 1 GHz/d=10mm, Pin=1W, dist=3.0mm (ES-Probe)/Area Scan (4x4x1):** Measurement grid: dx=15mm, dy=15mm  
 Maximum value of SAR (measured) = 31.1 W/kg

**System Performance Check at Frequencies above 1 GHz/d=10mm, Pin=1W, dist=3.0mm (ES-Probe)/Zoom Scan (7x7x7) (7x7x7)/Cube 0:** Measurement grid: dx=5mm, dy=5mm, dz=5mm  
 Reference Value = 185.1 V/m; Power Drift = -0.06 dB  
 Peak SAR (extrapolated) = 65.8 W/kg  
**SAR(1 g) = 37.8 W/kg; SAR(10 g) = 20 W/kg**  
 Maximum value of SAR (measured) = 47.9 W/kg



0 dB = 31.1 W/kg = 14.93 dBW/kg

**Plot 372**

Date/Time: 3/8/2013 11:28:46 AM

Test Laboratory: Cetecom Inc. SAR 1 Lab

**DUT: Dipole 1900 MHz - D1900V2 - SN5d135; Type: D1900V2; Serial: D1900V2 - SN:5d135**

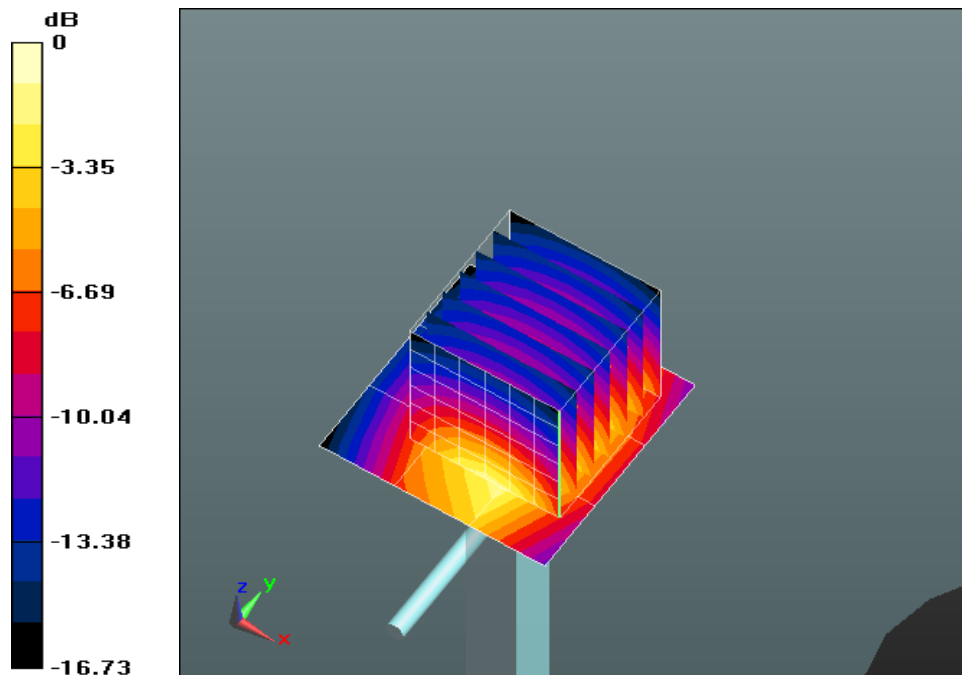
Communication System: CW; Frequency: 1900 MHz  
 Medium: MSL1900\_Batch 100824-3  
 Medium parameters used:  $f = 1900$  MHz;  $\sigma = 1.525$  mho/m;  $\epsilon_r = 51.19$ ;  $\rho = 1000$  kg/m<sup>3</sup>  
 Phantom section: Flat Section  
 Measurement Standard: DASYS (IEEE/IEC/ANSI C63.19-2007)  
 Procedure Notes:

DASY Configuration:

- Probe: ES3DV3 - SN3244; ConvF(4.81, 4.81, 4.81); Calibrated: 11/7/2012;
- Sensor-Surface: 3mm (Mechanical Surface Detection), Sensor-Surface: 4mm (Mechanical Surface Detection),  $z = 2.0, 32.0$
- Electronics: DAE4 Sn1233; Calibrated: 11/6/2012
- Phantom: SAM; Type: QD 000 P40 CC; Serial: 1592
- DASY52 52.8.1(838);

**System Performance Check at Frequencies above 1 GHz/d=10mm, Pin=1W, dist=3.0mm (ES-Probe)/Area Scan (4x4x1):** Measurement grid: dx=15mm, dy=15mm  
 Maximum value of SAR (measured) = 45.5 W/kg

**System Performance Check at Frequencies above 1 GHz/d=10mm, Pin=1W, dist=3.0mm (ES-Probe)/Zoom Scan (7x7x7) (7x7x7)/Cube 0:** Measurement grid: dx=5mm, dy=5mm, dz=5mm  
 Reference Value = 180.4 V/m; Power Drift = -0.19 dB  
 Peak SAR (extrapolated) = 71.6 W/kg  
**SAR(1 g) = 40.3 W/kg; SAR(10 g) = 21.2 W/kg**  
 Maximum value of SAR (measured) = 45.6 W/kg



0 dB = 45.5 W/kg = 16.58 dBW/kg

**Plot 373**

Date/Time: 3/14/2013 11:40:22 AM

Test Laboratory: Cetecom Inc. SAR 1 Lab

**DUT: Dipole 1900 MHz - D1900V2 - SN5d135; Type: D1900V2; Serial: D1900V2 - SN:5d135**

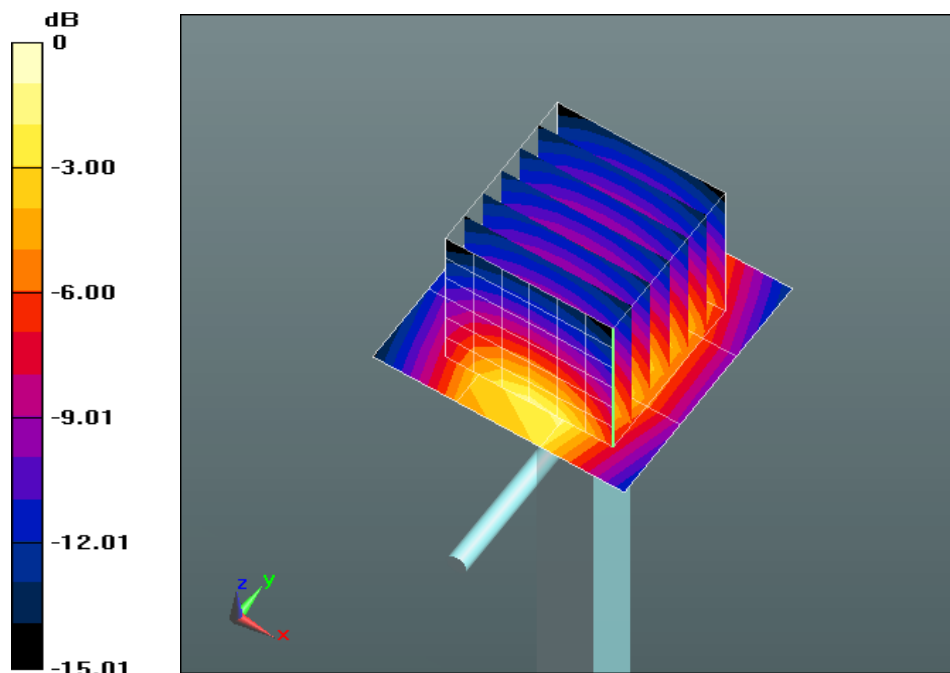
Communication System: CW; Frequency: 1900 MHz  
 Medium: MSL1900\_Batch 110615-4  
 Medium parameters used:  $f = 1900$  MHz;  $\sigma = 1.524$  mho/m;  $\epsilon_r = 51.012$ ;  $\rho = 1000$  kg/m<sup>3</sup>  
 Phantom section: Flat Section  
 Measurement Standard: DASYS (IEEE/IEC/ANSI C63.19-2007)  
 Procedure Notes:

DASY Configuration:

- Probe: ES3DV3 - SN3244; ConvF(4.81, 4.81, 4.81); Calibrated: 11/7/2012;
- Sensor-Surface: 3mm (Mechanical Surface Detection),  $z = 2.0, 32.0$
- Electronics: DAE4 Sn1233; Calibrated: 11/6/2012
- Phantom: SAM; Type: QD 000 P40 CC; Serial: 1592
- DASYS2 52.8.1(838);

**System Performance Check at Frequencies above 1 GHz/d=10mm, Pin=1W, dist=3.0mm (ES-Probe)/Area Scan (4x4x1):** Measurement grid:  $dx=15$ mm,  $dy=15$ mm  
 Maximum value of SAR (measured) = 35.3 W/kg

**System Performance Check at Frequencies above 1 GHz/d=10mm, Pin=1W, dist=3.0mm (ES-Probe)/Zoom Scan (7x7x7) (7x7x7)/Cube 0:** Measurement grid:  $dx=5$ mm,  $dy=5$ mm,  $dz=5$ mm  
 Reference Value = 180.4 V/m; Power Drift = 0.09 dB  
 Peak SAR (extrapolated) = 65.3 W/kg  
**SAR(1 g) = 37.7 W/kg; SAR(10 g) = 20 W/kg**  
 Maximum value of SAR (measured) = 47.6 W/kg



0 dB = 35.3 W/kg = 15.48 dBW/kg

**Plot 374**

Date/Time: 3/18/2013 10:46:32 AM

Test Laboratory: Cetecom Inc. SAR 1 Lab

**DUT: Dipole 1900 MHz - D1900V2 - SN5d135; Type: D1900V2; Serial: D1900V2 - SN:5d135**

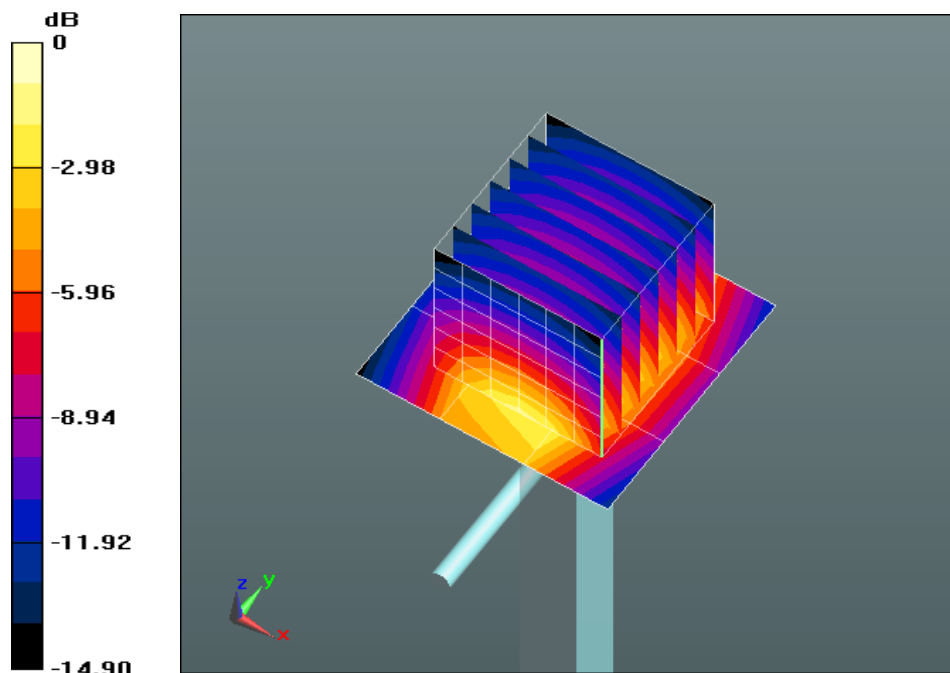
Communication System: CW; Frequency: 1900 MHz  
 Medium: MSL1900\_Batch 110615-4  
 Medium parameters used:  $f = 1900$  MHz;  $\sigma = 1.539$  mho/m;  $\epsilon_r = 52.113$ ;  $\rho = 1000$  kg/m<sup>3</sup>  
 Phantom section: Flat Section  
 Measurement Standard: DASYS (IEEE/IEC/ANSI C63.19-2007)  
 Procedure Notes:

DASY Configuration:

- Probe: ES3DV3 - SN3244; ConvF(4.81, 4.81, 4.81); Calibrated: 11/7/2012;
- Sensor-Surface: 3mm (Mechanical Surface Detection),  $z = 2.0, 32.0$
- Electronics: DAE4 Sn1233; Calibrated: 11/6/2012
- Phantom: SAM; Type: QD 000 P40 CC; Serial: 1592
- DASYS2 52.8.1(838);

**System Performance Check at Frequencies above 1 GHz/d=10mm, Pin=1W, dist=3.0mm (ES-Probe)/Area Scan (4x4x1):** Measurement grid:  $dx=15$ mm,  $dy=15$ mm  
 Maximum value of SAR (measured) = 34.9 W/kg

**System Performance Check at Frequencies above 1 GHz/d=10mm, Pin=1W, dist=3.0mm (ES-Probe)/Zoom Scan (7x7x7) (7x7x7)/Cube 0:** Measurement grid:  $dx=5$ mm,  $dy=5$ mm,  $dz=5$ mm  
 Reference Value = 179.7 V/m; Power Drift = -0.04 dB  
 Peak SAR (extrapolated) = 63.7 W/kg  
**SAR(1 g) = 36.7 W/kg; SAR(10 g) = 19.5 W/kg**  
 Maximum value of SAR (measured) = 46.4 W/kg



0 dB = 34.9 W/kg = 15.43 dBW/kg



**Plot 375**

Date/Time: 3/19/2013 1:04:13 PM

Test Laboratory: Cetecom Inc. SAR 1 Lab

**DUT: Dipole 1900 MHz - D1900V2 - SN5d135; Type: D1900V2; Serial: D1900V2 - SN:5d135**

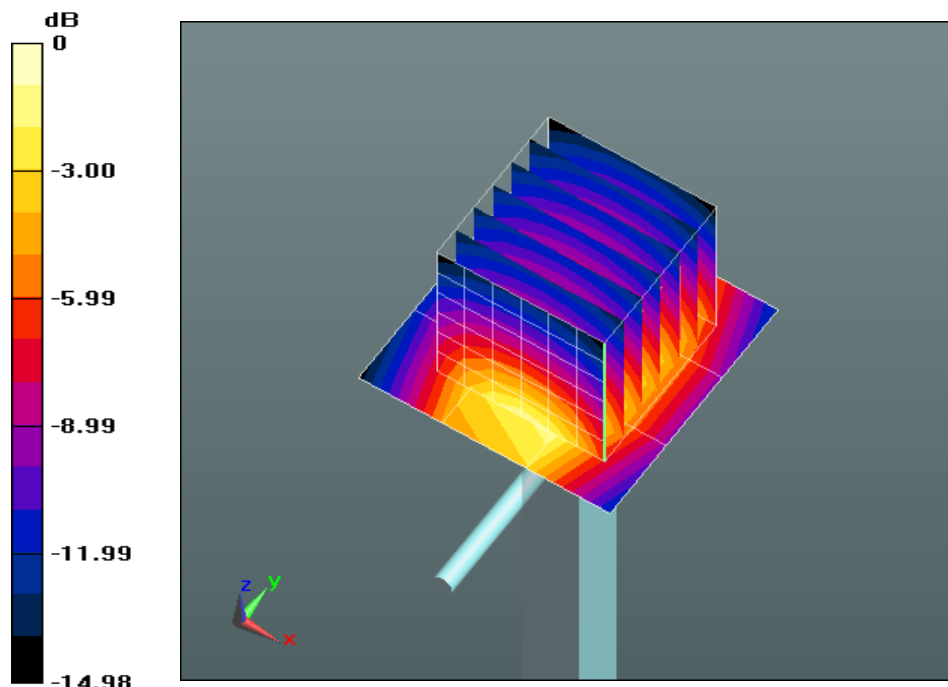
Communication System: CW; Frequency: 1900 MHz  
 Medium: MSL1900\_Batch 110615-4  
 Medium parameters used:  $f = 1900$  MHz;  $\sigma = 1.53$  mho/m;  $\epsilon_r = 52.278$ ;  $\rho = 1000$  kg/m<sup>3</sup>  
 Phantom section: Flat Section  
 Measurement Standard: DASYS (IEEE/IEC/ANSI C63.19-2007)  
 Procedure Notes:

DASY Configuration:

- Probe: ES3DV3 - SN3244; ConvF(4.81, 4.81, 4.81); Calibrated: 11/7/2012;
- Sensor-Surface: 3mm (Mechanical Surface Detection),  $z = 2.0, 32.0$
- Electronics: DAE4 Sn1233; Calibrated: 11/6/2012
- Phantom: SAM; Type: QD 000 P40 CC; Serial: 1592
- DASYS2 52.8.1(838);

**System Performance Check at Frequencies above 1 GHz/d=10mm, Pin=1W, dist=3.0mm (ES-Probe)**  
**3/Area Scan (4x4x1):** Measurement grid: dx=15mm, dy=15mm  
 Maximum value of SAR (measured) = 36.4 W/kg

**System Performance Check at Frequencies above 1 GHz/d=10mm, Pin=1W, dist=3.0mm (ES-Probe)**  
**3/Zoom Scan (7x7x7) (7x7x7)/Cube 0:** Measurement grid: dx=5mm, dy=5mm, dz=5mm  
 Reference Value = 183.1 V/m; Power Drift = 0.18 dB  
 Peak SAR (extrapolated) = 68.3 W/kg  
**SAR(1 g) = 39.3 W/kg; SAR(10 g) = 20.8 W/kg**  
 Maximum value of SAR (measured) = 49.6 W/kg



0 dB = 36.4 W/kg = 15.61 dBW/kg

**Plot 376**

Date/Time: 3/20/2013 1:50:59 PM

Test Laboratory: Cetecom Inc. SAR 1 Lab

**DUT: Dipole 1900 MHz - D1900V2 - SN5d135; Type: D1900V2; Serial: D1900V2 - SN:5d135**

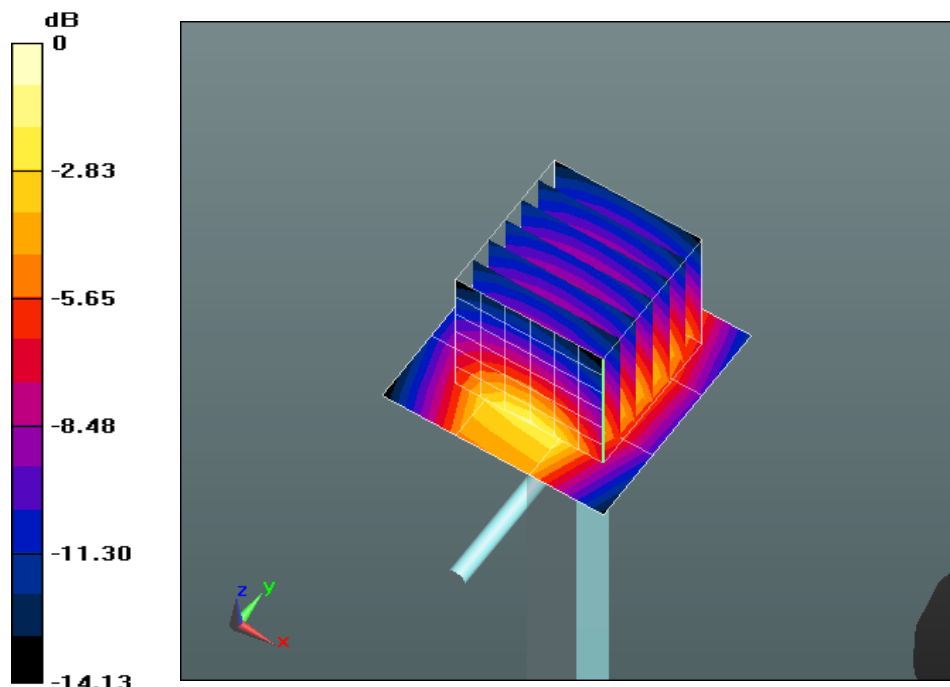
Communication System: CW; Frequency: 1900 MHz  
 Medium: MSL1900\_Batch 110615-4  
 Medium parameters used:  $f = 1900$  MHz;  $\sigma = 1.522$  mho/m;  $\epsilon_r = 51.991$ ;  $\rho = 1000$  kg/m<sup>3</sup>  
 Phantom section: Flat Section  
 Measurement Standard: DASYS (IEEE/IEC/ANSI C63.19-2007)  
 Procedure Notes:

DASY Configuration:

- Probe: ES3DV3 - SN3244; ConvF(4.81, 4.81, 4.81); Calibrated: 11/7/2012;
- Sensor-Surface: 3mm (Mechanical Surface Detection),  $z = 2.0, 32.0$
- Electronics: DAE4 Sn1233; Calibrated: 11/6/2012
- Phantom: SAM; Type: QD 000 P40 CC; Serial: 1592
- DASYS52 52.8.1(838);

**System Performance Check at Frequencies above 1 GHz/d=10mm, Pin=1W, dist=3.0mm (ES-Probe)/Area Scan (4x4x1):** Measurement grid:  $dx=15$ mm,  $dy=15$ mm  
 Maximum value of SAR (measured) = 35.4 W/kg

**System Performance Check at Frequencies above 1 GHz/d=10mm, Pin=1W, dist=3.0mm (ES-Probe)/Zoom Scan (7x7x7) (7x7x7)/Cube 0:** Measurement grid:  $dx=5$ mm,  $dy=5$ mm,  $dz=5$ mm  
 Reference Value = 186.6 V/m; Power Drift = 0.07 dB  
 Peak SAR (extrapolated) = 68.5 W/kg  
**SAR(1 g) = 39.2 W/kg; SAR(10 g) = 20.8 W/kg**  
 Maximum value of SAR (measured) = 49.5 W/kg



0 dB = 35.4 W/kg = 15.48 dBW/kg

**Plot 377**

Date/Time: 20.03.2013 09:02:06 Date/Time: 20.03.2013 09:05:24

**SystemPerformanceCheck-D2450 body 2013-03-19**

**DUT: Dipole 2450 MHz; Type: D2450V2; Serial: 710**

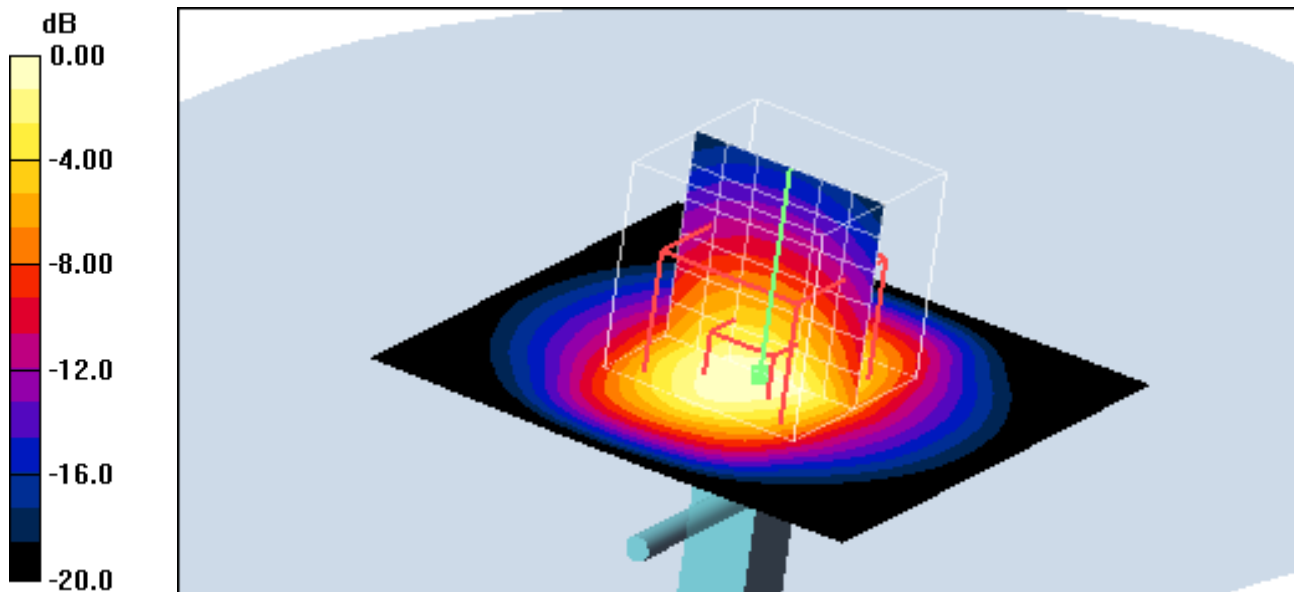
Communication System: CW; Frequency: 2450 MHz; Duty Cycle: 1:1  
 Medium: MSL2450 Medium parameters used:  $f = 2450$  MHz;  $\sigma = 2$  mho/m;  $\epsilon_r = 52.1$ ;  $\rho = 1000$  kg/m<sup>3</sup>  
 Phantom section: Flat Section

**DASY4 Configuration:**

- Probe: ET3DV6 - SN1559; ConvF(4.02, 4.02, 4.02); Calibrated: 16.01.2013
- Sensor-Surface: 4mm (Mechanical Surface Detection)
- Electronics: DAE3 Sn413; Calibrated: 11.01.2013
- Phantom: SAM 12; Type: SAM; Serial: 1043
- Measurement SW: DASY4, V4.5 Build 19; Postprocessing SW: SEMCAD, V1.8 Build 146

**d=10mm, Pin=100mW/Area Scan (51x51x1):** Measurement grid: dx=15mm, dy=15mm  
 Maximum value of SAR (interpolated) = 8.09 mW/g

**d=10mm, Pin=100mW/Zoom Scan (7x7x7)/Cube 0:** Measurement grid: dx=5mm, dy=5mm, dz=5mm  
 Reference Value = 56.1 V/m; Power Drift = 0.020 dB  
 Peak SAR (extrapolated) = 13.1 W/kg  
**SAR(1 g) = 5.45 mW/g; SAR(10 g) = 2.49 mW/g**  
 Maximum value of SAR (measured) = 6.04 mW/g



0 dB = 6.04mW/g

**Additional information:**

ambient temperature: 22.8°C; liquid temperature: 22.1°C

**Plot 378**

Date/Time: 20.03.2013 12:40:04 Date/Time: 20.03.2013 12:43:32

**SystemPerformanceCheck-D2450 body 2013-03-20**

**DUT: Dipole 2450 MHz; Type: D2450V2; Serial: 710**

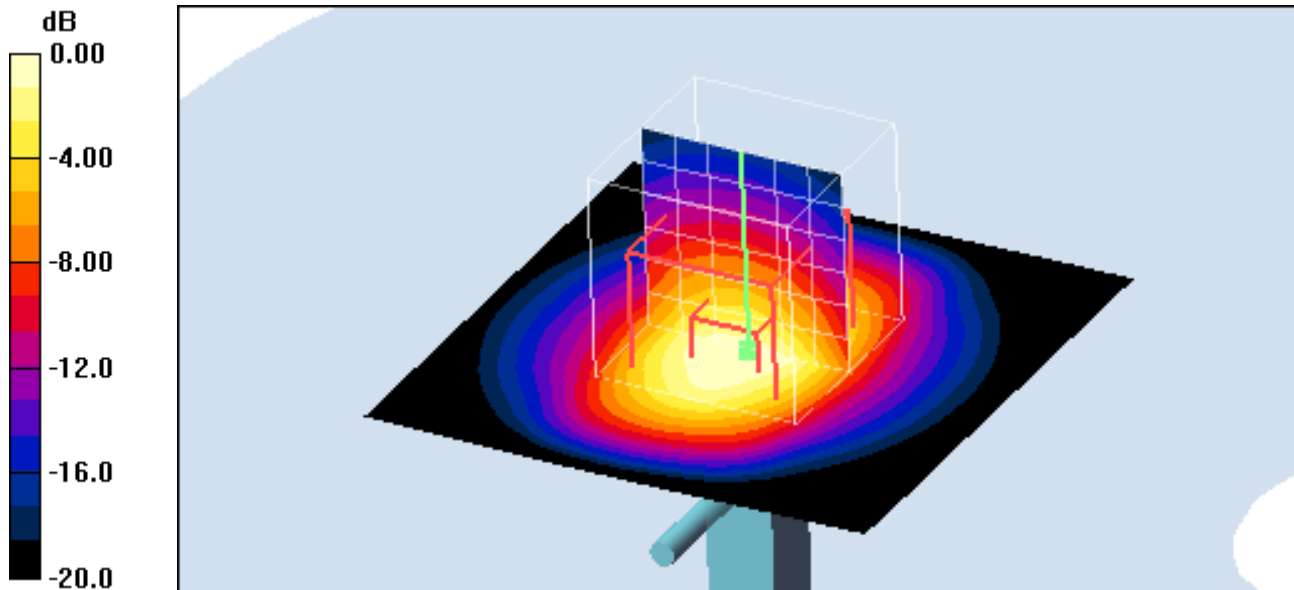
Communication System: CW; Frequency: 2450 MHz; Duty Cycle: 1:1  
 Medium: MSL2450 Medium parameters used:  $f = 2450$  MHz;  $\sigma = 2$  mho/m;  $\epsilon_r = 52.1$ ;  $\rho = 1000$  kg/m<sup>3</sup>  
 Phantom section: Flat Section

DASY4 Configuration:

- Probe: ET3DV6 - SN1559; ConvF(4.02, 4.02, 4.02); Calibrated: 16.01.2013
- Sensor-Surface: 4mm (Mechanical Surface Detection)
- Electronics: DAE3 Sn413; Calibrated: 11.01.2013
- Phantom: SAM 12; Type: SAM; Serial: 1043
- Measurement SW: DASY4, V4.5 Build 19; Postprocessing SW: SEMCAD, V1.8 Build 146

**d=10mm, Pin=100mW/Area Scan (51x51x1):** Measurement grid: dx=15mm, dy=15mm  
 Maximum value of SAR (interpolated) = 7.86 mW/g

**d=10mm, Pin=100mW/Zoom Scan (7x7x7)/Cube 0:** Measurement grid: dx=5mm, dy=5mm, dz=5mm  
 Reference Value = 55.7 V/m; Power Drift = 0.040 dB  
 Peak SAR (extrapolated) = 13.1 W/kg  
**SAR(1 g) = 5.41 mW/g; SAR(10 g) = 2.47 mW/g**  
 Maximum value of SAR (measured) = 5.97 mW/g



0 dB = 5.97mW/g

**Additional information:**

ambient temperature: 22.8°C; liquid temperature: 22.1°C

**Plot 379**

Date/Time: 22.03.2013 15:44:09

**SystemPerformanceCheck-D5GHz-body****DUT: Dipole 5 GHz; Type: D5GHzV2; Serial: 1055**

Communication System: CW; Frequency: 5200 MHz; Duty Cycle: 1:1

Medium: M5 Medium parameters used:  $f = 5200$  MHz;  $\sigma = 5.34$  mho/m;  $\epsilon_r = 48$ ;  $\rho = 1000$  kg/m<sup>3</sup>

Phantom section: Flat Section

## DASY4 Configuration:

- Probe: EX3DV4 - SN3566; ConvF(3.5, 3.5, 3.5); Calibrated: 23.08.2012

- Sensor-Surface: 2mm (Mechanical Surface Detection)

- Electronics: DAE3 Sn413; Calibrated: 11.01.2013

- Phantom: SAM 12; Type: SAM; Serial: 1043

- Measurement SW: DASY4, V4.5 Build 19; Postprocessing SW: SEMCAD, V1.8 Build 146

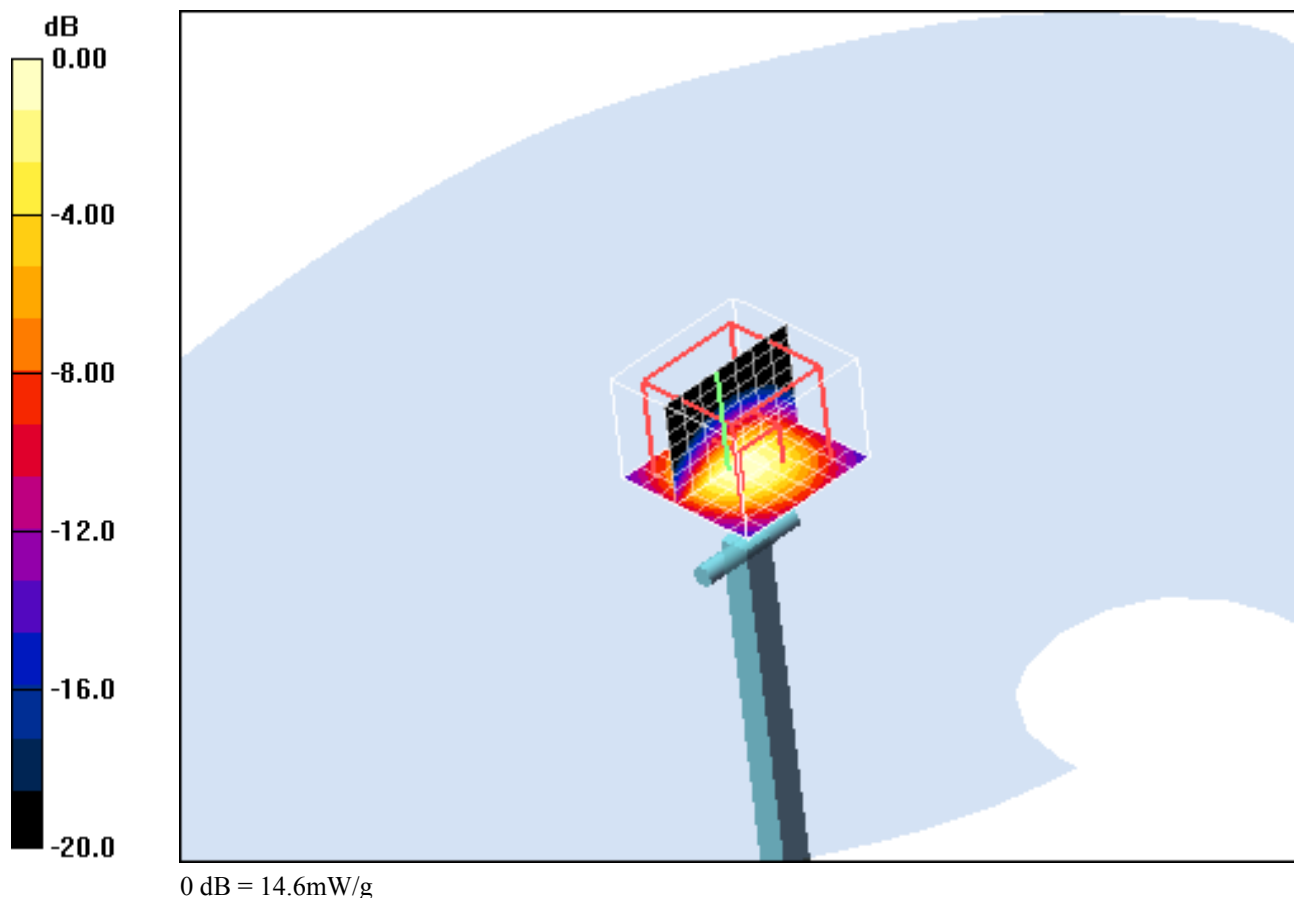
**d=10mm, Pin=100mW 5.2GHz/Zoom Scan (8x8x8)/Cube 0:** Measurement grid: dx=4.3mm, dy=4.3mm, dz=3mm

Reference Value = 43.1 V/m; Power Drift = -0.038 dB

Peak SAR (extrapolated) = 27.3 W/kg

**SAR(1 g) = 7.39 mW/g; SAR(10 g) = 2.05 mW/g**

Maximum value of SAR (measured) = 14.6 mW/g

**Additional information:**

ambient temperature: 21.6°C; liquid temperature: 20.2°C

**Plot 380**

Date/Time: 22.03.2013 14:26:39

**SystemPerformanceCheck-D5GHz-body****DUT: Dipole 5 GHz; Type: D5GHzV2; Serial: 1055**

Communication System: CW; Frequency: 5500 MHz; Duty Cycle: 1:1

Medium: M5 Medium parameters used:  $f = 5500$  MHz;  $\sigma = 5.71$  mho/m;  $\epsilon_r = 47.3$ ;  $\rho = 1000$  kg/m<sup>3</sup>

Phantom section: Flat Section

## DASY4 Configuration:

- Probe: EX3DV4 - SN3566; ConvF(3.1, 3.1, 3.1); Calibrated: 23.08.2012

- Sensor-Surface: 2mm (Mechanical Surface Detection)

- Electronics: DAE3 Sn413; Calibrated: 11.01.2013

- Phantom: SAM 12; Type: SAM; Serial: 1043

- Measurement SW: DASY4, V4.5 Build 19; Postprocessing SW: SEMCAD, V1.8 Build 146

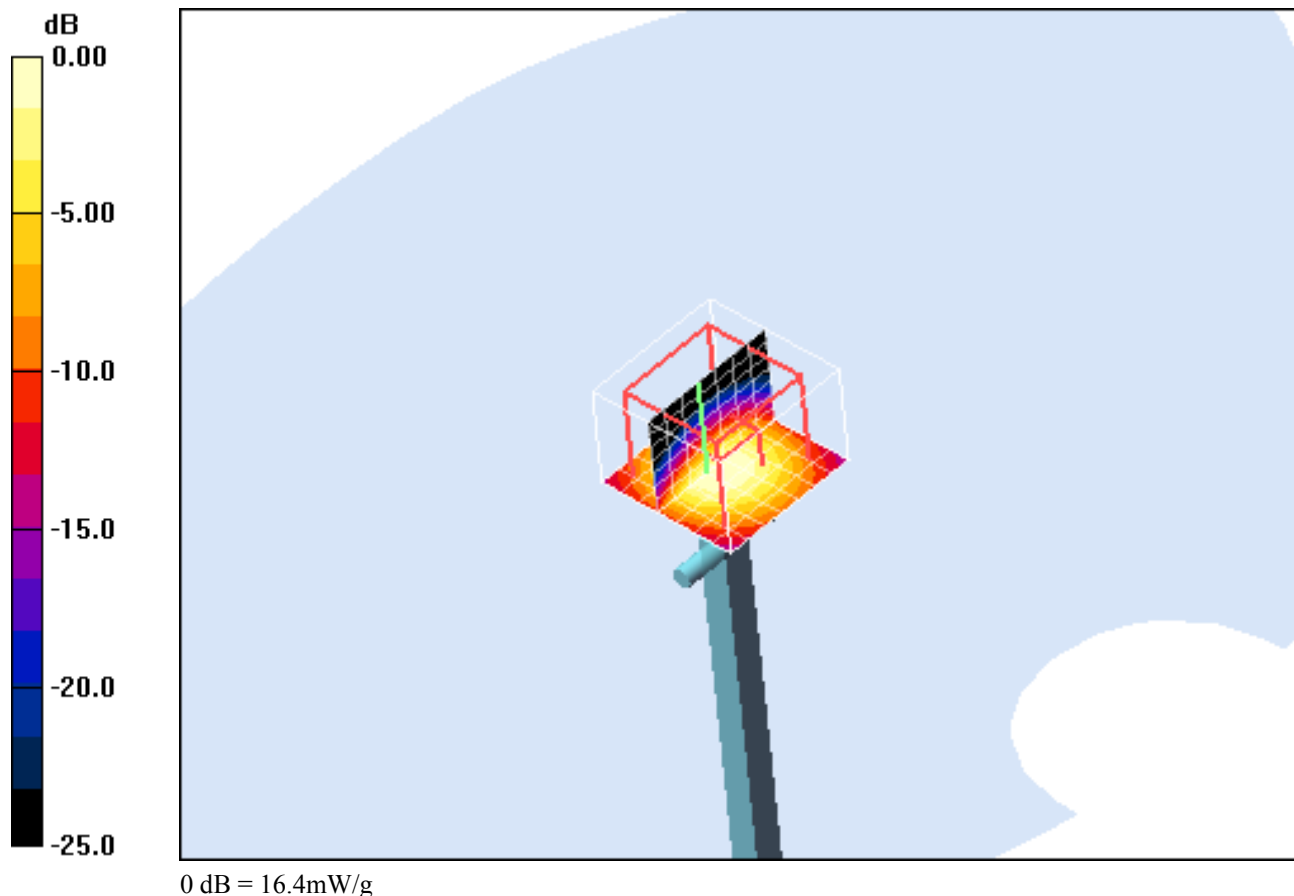
**d=10mm, Pin=100mW 5.5GHz/Zoom Scan (8x8x8)/Cube 0:** Measurement grid: dx=4.3mm, dy=4.3mm, dz=3mm

Reference Value = 43.2 V/m; Power Drift = 0.023 dB

Peak SAR (extrapolated) = 31.9 W/kg

**SAR(1 g) = 8.34 mW/g; SAR(10 g) = 2.3 mW/g**

Maximum value of SAR (measured) = 16.4 mW/g

**Additional information:**

ambient temperature: 21.6°C; liquid temperature: 20.2°C

**Plot 381**

Date/Time: 23.03.2013 15:07:25

**SystemPerformanceCheck-D5GHz-body**

**DUT: Dipole 5 GHz; Type: D5GHzV2; Serial: 1055**

Communication System: CW; Frequency: 5800 MHz; Duty Cycle: 1:1  
 Medium: M5 Medium parameters used:  $f = 5800 \text{ MHz}$ ;  $\sigma = 6.1 \text{ mho/m}$ ;  $\epsilon_r = 46.7$ ;  $\rho = 1000 \text{ kg/m}^3$   
 Phantom section: Flat Section

**DASY4 Configuration:**

- Probe: EX3DV4 - SN3566; ConvF(3.12, 3.12, 3.12); Calibrated: 23.08.2012
- Sensor-Surface: 2mm (Mechanical Surface Detection)
- Electronics: DAE3 Sn413; Calibrated: 11.01.2013
- Phantom: SAM 12; Type: SAM; Serial: 1043
- Measurement SW: DASY4, V4.5 Build 19; Postprocessing SW: SEMCAD, V1.8 Build 146

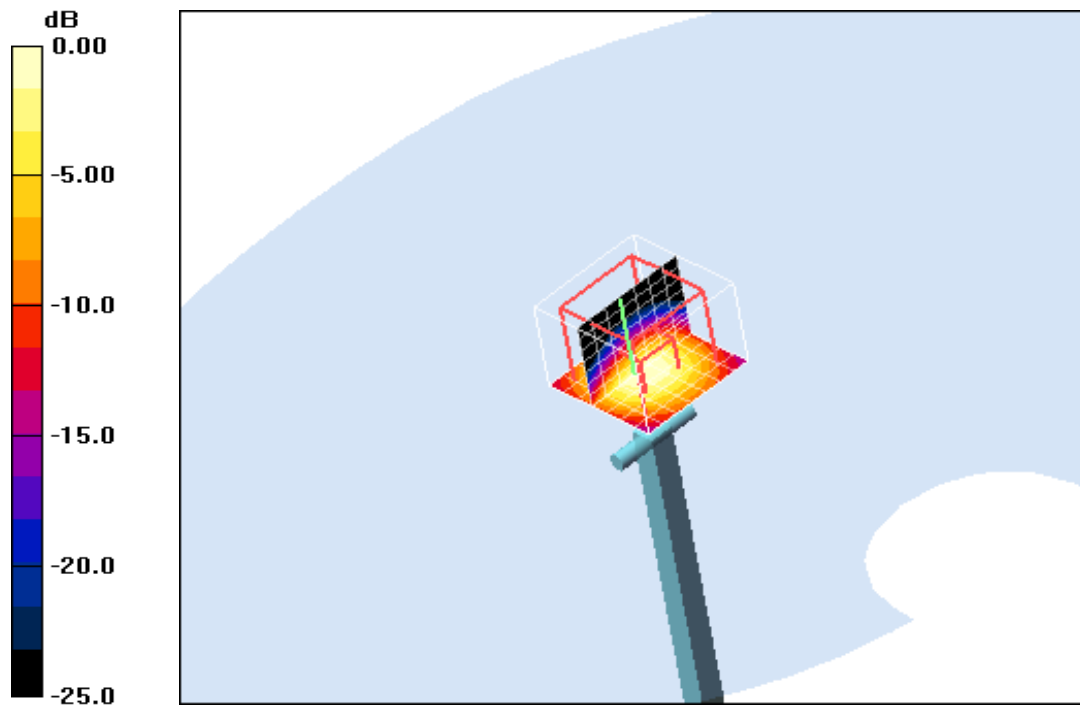
**d=10mm, Pin=100mW 5.8GHz/Zoom Scan (8x8x8)/Cube 0:** Measurement grid:  $dx=4.3\text{mm}$ ,  $dy=4.3\text{mm}$ ,  $dz=3\text{mm}$

Reference Value = 41.1 V/m; Power Drift = -0.030 dB

Peak SAR (extrapolated) = 32.0 W/kg

**SAR(1 g) = 8.02 mW/g; SAR(10 g) = 2.22 mW/g**

Maximum value of SAR (measured) = 16.4 mW/g



0 dB = 16.4mW/g

**Additional information:**

ambient temperature: 21.6°C; liquid temperature: 20.2°C