	<b>Document</b> <b>Hearing Aid Compatibility Audio Band Magnetic (ABM) T-Coil</b> <b>Test Report for BlackBerry® Smartphone model RFF91LW,</b> <b>RFK121LW</b>		<b>Page</b> <b>1(99)</b>
	<b>Author Data</b> <b>Daoud Attayi</b>	<b>Dates of Test</b> <b>June 19- July 06, Oct.</b> <b>01, 2012</b>	<b>Report No</b> <b>RTS-6012-1207-40B</b>

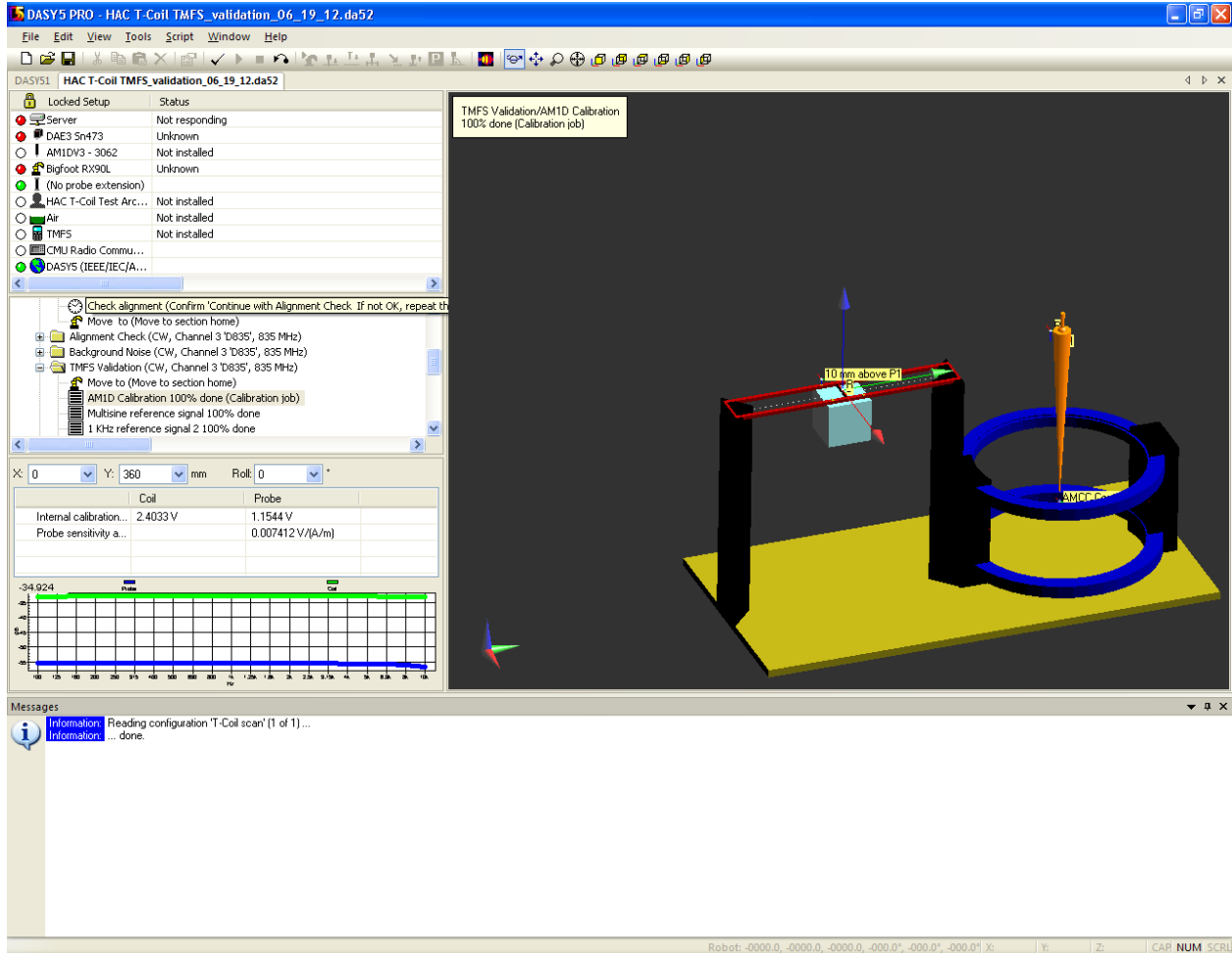
## Annex A: Probe sensitivity and reference signal measurement plots

Author Data  
**Daoud Attayi**

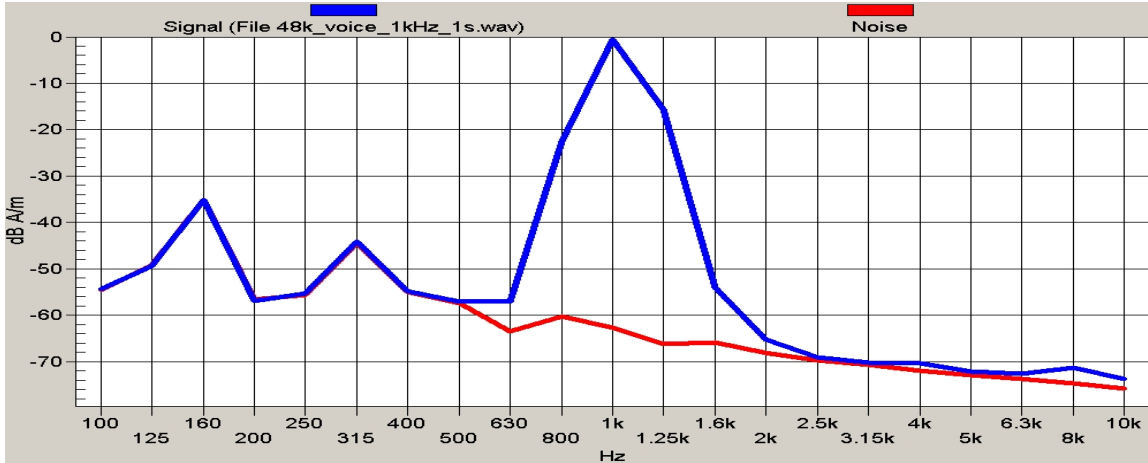
Dates of Test  
**June 19- July 06, Oct.  
 01, 2012**

Report No  
**RTS-6012-1207-40B**

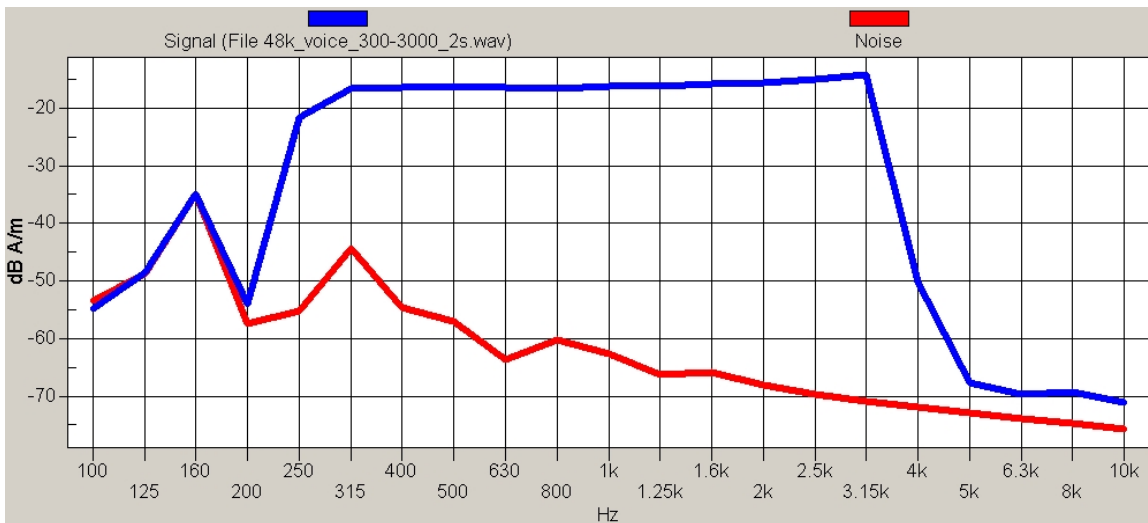
FCC ID  
**L6ARFF90LW  
 L6ARFK120LW**




**Figure A1: Probe calibration data for coil and probe**




**Figure A2: Reference voice 1 kHz signal and noise**



**Figure A3: Reference voice simulated signal and noise**

	<b>Document</b> <b>Hearing Aid Compatibility Audio Band Magnetic (ABM) T-Coil</b> <b>Test Report for BlackBerry® Smartphone model RFF91LW,</b> <b>RFK121LW</b>		<b>Page</b> <b>4(99)</b>
	<b>Author Data</b> <b>Daoud Attayi</b>	<b>Dates of Test</b> <b>June 19- July 06, Oct.</b> <b>01, 2012</b>	<b>Report No</b> <b>RTS-6012-1207-40B</b>

**Annex B: TMFS system validation and ambient data/plots**

	<b>Document</b> <b>Hearing Aid Compatibility Audio Band Magnetic (ABM) T-Coil</b> <b>Test Report for BlackBerry® Smartphone model RFF91LW,</b> <b>RFK121LW</b>		<b>Page</b> <b>5(99)</b>
	<b>Author Data</b> <b>Daoud Attayi</b>	<b>Dates of Test</b> <b>June 19- July 06, Oct.</b> <b>01, 2012</b>	<b>Report No</b> <b>RTS-6012-1207-40B</b>

Date/Time: 6/19/2012 7:38:31 AM

Test Laboratory: RIM Testing Services

## HAC T-Coil TMFS\_validation\_06\_19\_12

**DUT: TMFS; Type: TMFS-1; Serial: 1003**

Communication System: CW; Frequency: 835 MHz

Medium parameters used:  $\sigma = 0$  mho/m,  $\epsilon_r = 1$ ;  $\rho = 0$  kg/m<sup>3</sup>

Phantom section: TCoil Section

Measurement Standard: DASYS (IEEE/IEC/ANSI C63.19-2007)

DASY Configuration:

- Probe: AM1DV3 - 3062; ; Calibrated: 1/12/2012
- Sensor-Surface: 0mm (Fix Surface),  $z = 3.0$
- Electronics: DAE3 Sn473; Calibrated: 1/13/2012
- Phantom: HAC T-Coil Test Arch with AMCC; Type: SD HAC P01 BA;
- DASYS 52.8.0(692); SEMCAD X 14.6.4(4989)

### **T-Coil scan/Background Noise/z (axial) noise/ABM Noise Spectrum(x,y,z,f) (1x1x1):**

Measurement grid: dx=10mm, dy=10mm


Signal Type: Off

Output Gain: 0

Measure Window Start: 2000ms

Measure Window Length: 5000ms

Device Reference Point: 0, 0, -6.3 mm

	<b>Document</b> <b>Hearing Aid Compatibility Audio Band Magnetic (ABM) T-Coil</b> <b>Test Report for BlackBerry® Smartphone model RFF91LW,</b> <b>RFK121LW</b>		<b>Page</b> <b>6(99)</b>
	<b>Author Data</b> <b>Daoud Attayi</b>	<b>Dates of Test</b> <b>June 19- July 06, Oct.</b> <b>01, 2012</b>	<b>Report No</b> <b>RTS-6012-1207-40B</b>

**Cursor:**

ABM = -56.04 dB A/m  
Location: 0, 0, 13 mm

**T-Coil scan/Background Noise/x (longitudinal) noise/ABM Noise**  
**Spectrum(x,y,z,f) (1x1x1):**

Measurement grid: dx=10mm, dy=10mm  
Signal Type: Off  
Output Gain: 0  
Measure Window Start: 2000ms  
Measure Window Length: 5000ms  
Device Reference Point: 0, 0, -6.3 mm

**Cursor:**

ABM = -55.99 dB A/m  
Location: 0, 0, 13 mm

**T-Coil scan/Background Noise/y (transversal) noise/ABM Noise**  
**Spectrum(x,y,z,f) (1x1x1):**


Measurement grid: dx=10mm, dy=10mm  
Signal Type: Off  
Output Gain: 0  
Measure Window Start: 2000ms  
Measure Window Length: 5000ms  
Device Reference Point: 0, 0, -6.3 mm

**Cursor:**

ABM = -56.00 dB A/m  
Location: 0, 0, 13 mm

**T-Coil scan/TMFS Validation/z (axial) 8 x 8 step 2/ABM Signal(x,y,z) (5x5x1):**

Measurement grid: dx=10mm, dy=10mm  
Signal Type: 1 kHz Sine  
Output Gain: 35.05  
Measure Window Start: 0ms  
Measure Window Length: 1000ms  
BWC applied: 0.003 dB  
Device Reference Point: 0, 0, -6.3 mm

	Document <b>Hearing Aid Compatibility Audio Band Magnetic (ABM) T-Coil  Test Report for BlackBerry® Smartphone model RFF91LW,  RFK121LW</b>		Page <b>7(99)</b>
	Author Data <b>Daoud Attayi</b>	Dates of Test <b>June 19- July 06, Oct.  01, 2012</b>	Report No <b>RTS-6012-1207-40B</b>

**Cursor:**

ABM1 comp = -20.42 dB A/m  
BWC Factor = 0.003 dB  
Location: 0, 0, 3.7 mm

**T-Coil scan/TMFS Validation/x (longitudinal) 52 x 16 step 4/ABM  
Signal(x,y,z) (14x5x1):**

Measurement grid: dx=10mm, dy=10mm  
Signal Type: 1 kHz Sine  
Output Gain: 35.05  
Measure Window Start: 0ms  
Measure Window Length: 1000ms  
BWC applied: 0.003 dB  
Device Reference Point: 0, 0, -6.3 mm

**Cursor:**

ABM1 comp = -25.98 dB A/m  
BWC Factor = 0.003 dB  
Location: -18, 0, 3.7 mm

**T-Coil scan/TMFS Validation/y (transversal) 16 x 52 step 4/ABM Signal(x,y,z)  
(5x14x1):**

Measurement grid: dx=10mm, dy=10mm  
Signal Type: 1 kHz Sine  
Output Gain: 35.05  
Measure Window Start: 0ms  
Measure Window Length: 1000ms  
BWC applied: 0.003 dB  
Device Reference Point: 0, 0, -6.3 mm

**Cursor:**

ABM1 comp = -25.84 dB A/m  
BWC Factor = 0.003 dB  
Location: 0, -18, 3.7 mm

**T-Coil scan/TMFS Validation/z (axial) at center 100% gain/ABM Freq  
Resp(x,y,z,f) (1x1x1):**

Measurement grid: dx=10mm, dy=10mm  
Signal Type: Audio File (.wav) 48k\_multisine\_50\_10k\_10s.wav  
Output Gain: 87.2  
Measure Window Start: 2000ms  
Measure Window Length: 5000ms  
BWC applied: 13.16 dB  
Device Reference Point: 0, 0, -6.3 mm

Author Data  
**Daoud Attayi**

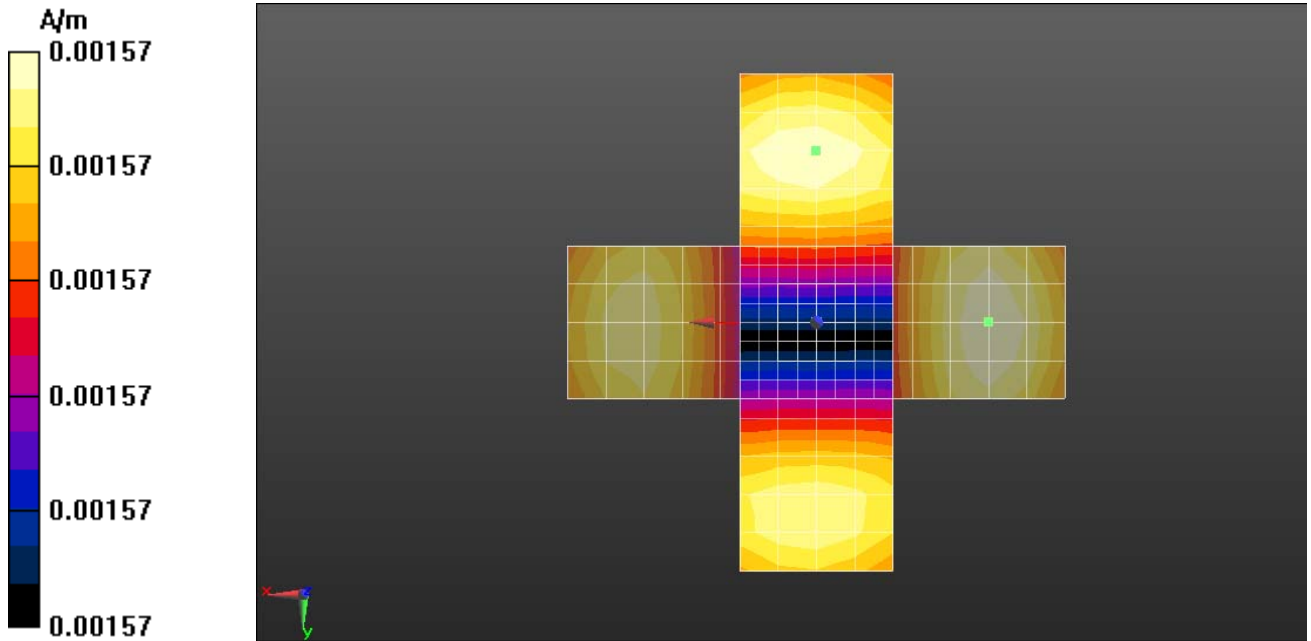
Dates of Test  
**June 19- July 06, Oct.  
 01, 2012**

Report No  
**RTS-6012-1207-40B**

FCC ID  
**L6ARFF90LW  
 L6ARFK120LW**

**Cursor:**

Diff = 2.00 dB  
 BWC Factor = 13.16 dB  
 Location: 0, 0, 3.7 mm







Document  
**Hearing Aid Compatibility Audio Band Magnetic (ABM) T-Coil  
Test Report for BlackBerry® Smartphone model RFF91LW,  
RFK121LW**

Page  
**9(99)**

Author Data  
**Daoud Attayi**

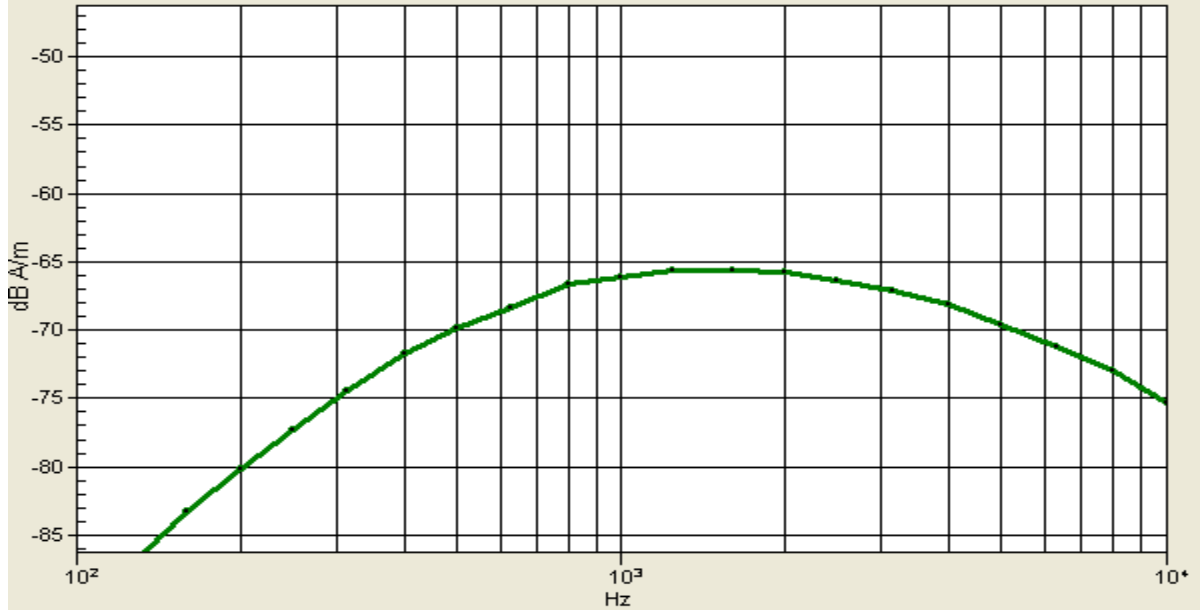
Dates of Test  
**June 19- July 06, Oct.  
01, 2012**

Report No  
**RTS-6012-1207-40B**

FCC ID  
**L6ARFF90LW  
L6ARFK120LW**

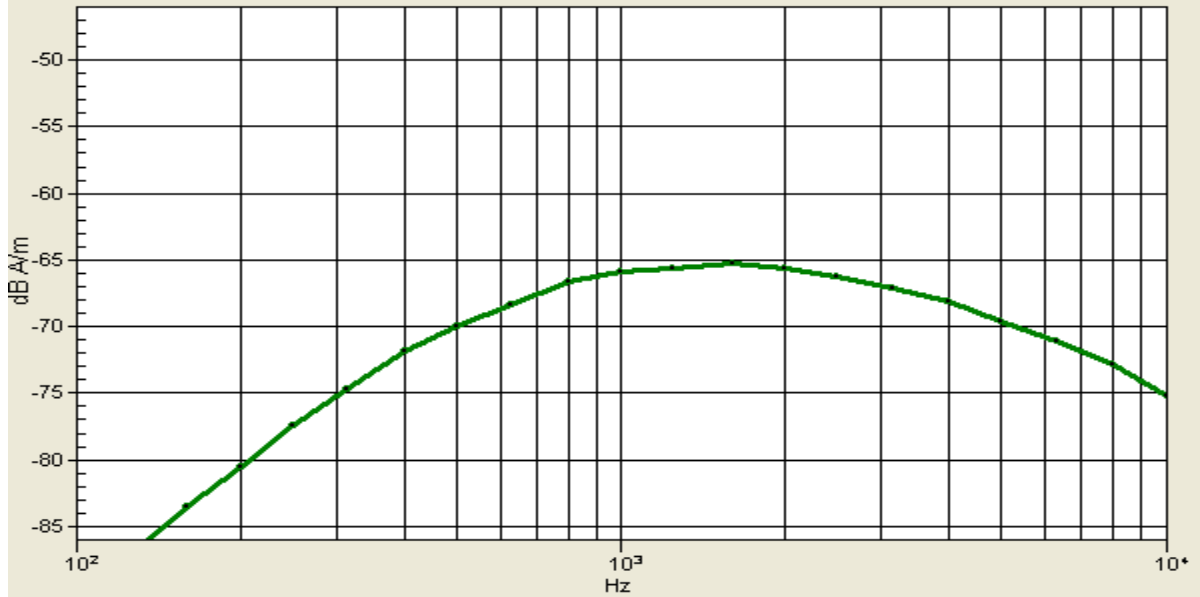
### Background Noise/z (axial) noise/ABM Noise Spectrum(x,y,z,f)

Loc: 0, 0, 13 mm ABM: 0A/m



### Background Noise/x (longitudinal) noise/ABM Noise Spectrum(x,y,z,f)

Loc: 0, 0, 13 mm ABM: 0A/m





Document  
**Hearing Aid Compatibility Audio Band Magnetic (ABM) T-Coil  
Test Report for BlackBerry® Smartphone model RFF91LW,  
RFK121LW**

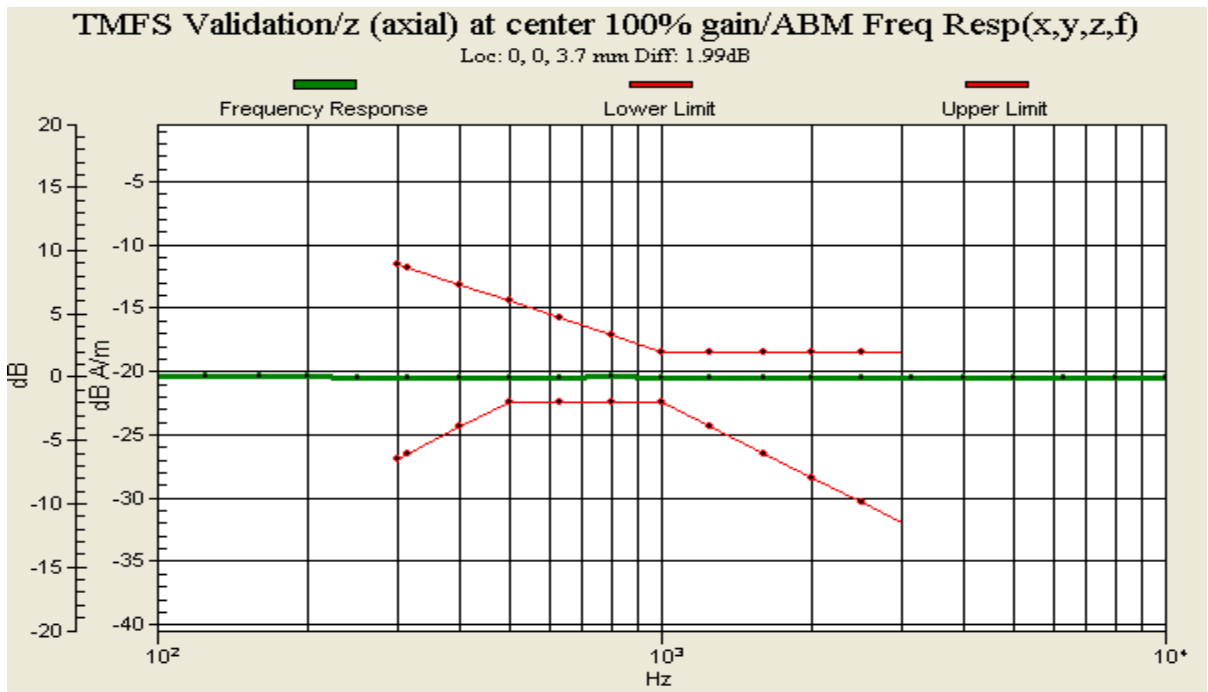
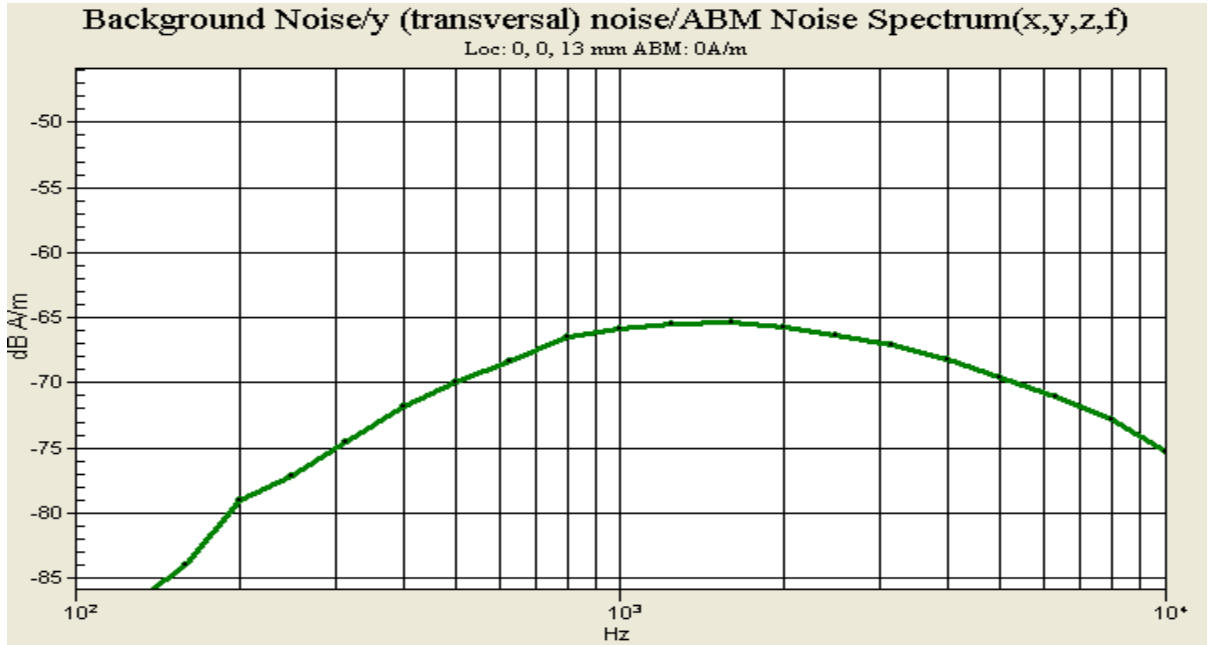
Page  
**10(99)**


Author Data  
**Daoud Attayi**

Dates of Test  
**June 19- July 06, Oct.  
01, 2012**

Report No  
**RTS-6012-1207-40B**

FCC ID  
**L6ARFF90LW  
L6ARFK120LW**



	<b>Document</b> <b>Hearing Aid Compatibility Audio Band Magnetic (ABM) T-Coil</b> <b>Test Report for BlackBerry® Smartphone model RFF91LW,</b> <b>RFK121LW</b>		<b>Page</b> <b>11(99)</b>
	<b>Author Data</b> <b>Daoud Attayi</b>	<b>Dates of Test</b> <b>June 19- July 06, Oct.</b> <b>01, 2012</b>	<b>Report No</b> <b>RTS-6012-1207-40B</b>

Date/Time: 10/1/2012 9:16:36 AM

Test Laboratory: RIM Testing Services

## HAC T-Coil TMFS\_validation\_10\_01\_12

### DUT: TMFS; Type: TMFS-1

Communication System: CW; Frequency: 835 MHz

Medium parameters used:  $\sigma = 0$  mho/m,  $\epsilon_r = 1$ ;  $\rho = 0$  kg/m<sup>3</sup>

Phantom section: TCoil Section

Measurement Standard: DASYS (IEEE/IEC/ANSI C63.19-2007)

### DASY Configuration:

- Probe: AM1DV3 - 3062; ; Calibrated: 1/12/2012
- Sensor-Surface: 0mm (Fix Surface), z = 3.0
- Electronics: DAE3 Sn473; Calibrated: 1/13/2012
- Phantom: HAC T-Coil Test Arch with AMCC; Type: SD HAC P01 BA;
- DASYS 52.8.0(692); SEMCAD X 14.6.4(4989)

### T-Coil scan/Background Noise/z (axial) noise/ABM Noise Spectrum(x,y,z,f) (1x1x1):

Measurement grid: dx=10mm, dy=10mm


Signal Type: Off

Output Gain: 0

Measure Window Start: 2000ms

Measure Window Length: 5000ms

Device Reference Point: 0, 0, -6.3 mm

	<b>Document</b> <b>Hearing Aid Compatibility Audio Band Magnetic (ABM) T-Coil</b> <b>Test Report for BlackBerry® Smartphone model RFF91LW,</b> <b>RFK121LW</b>		<b>Page</b> <b>12(99)</b>
	<b>Author Data</b> <b>Daoud Attayi</b>	<b>Dates of Test</b> <b>June 19- July 06, Oct.</b> <b>01, 2012</b>	<b>Report No</b> <b>RTS-6012-1207-40B</b>

**Cursor:**

ABM = -56.07 dB A/m  
Location: 0, 0, 13 mm

**T-Coil scan/Background Noise/x (longitudinal) noise/ABM Noise**  
**Spectrum(x,y,z,f) (1x1x1):**

Measurement grid: dx=10mm, dy=10mm  
Signal Type: Off  
Output Gain: 0  
Measure Window Start: 2000ms  
Measure Window Length: 5000ms  
Device Reference Point: 0, 0, -6.3 mm

**Cursor:**

ABM = -56.01 dB A/m  
Location: 0, 0, 13 mm

**T-Coil scan/Background Noise/y (transversal) noise/ABM Noise**  
**Spectrum(x,y,z,f) (1x1x1):**


Measurement grid: dx=10mm, dy=10mm  
Signal Type: Off  
Output Gain: 0  
Measure Window Start: 2000ms  
Measure Window Length: 5000ms  
Device Reference Point: 0, 0, -6.3 mm

**Cursor:**

ABM = -55.98 dB A/m  
Location: 0, 0, 13 mm

**T-Coil scan/TMFS Validation/z (axial) 8 x 8 step 2/ABM Signal(x,y,z) (5x5x1):**

Measurement grid: dx=10mm, dy=10mm  
Signal Type: 1 kHz Sine  
Output Gain: 35.05  
Measure Window Start: 0ms  
Measure Window Length: 1000ms  
BWC applied: 0.004 dB  
Device Reference Point: 0, 0, -6.3 mm

	Document <b>Hearing Aid Compatibility Audio Band Magnetic (ABM) T-Coil  Test Report for BlackBerry® Smartphone model RFF91LW,  RFK121LW</b>		Page <b>13(99)</b>
	Author Data <b>Daoud Attayi</b>	Dates of Test <b>June 19- July 06, Oct.  01, 2012</b>	Report No <b>RTS-6012-1207-40B</b>

**Cursor:**

ABM1 comp = -20.17 dB A/m  
BWC Factor = 0.004 dB  
Location: 0, 0, 3.7 mm

**T-Coil scan/TMFS Validation/x (longitudinal) 52 x 16 step 4/ABM  
Signal(x,y,z) (14x5x1):**

Measurement grid: dx=10mm, dy=10mm  
Signal Type: 1 kHz Sine  
Output Gain: 35.05  
Measure Window Start: 0ms  
Measure Window Length: 1000ms  
BWC applied: 0.004 dB  
Device Reference Point: 0, 0, -6.3 mm

**Cursor:**

ABM1 comp = -25.50 dB A/m  
BWC Factor = 0.004 dB  
Location: -18, 0, 3.7 mm

**T-Coil scan/TMFS Validation/y (transversal) 16 x 52 step 4/ABM Signal(x,y,z)  
(5x14x1):**

Measurement grid: dx=10mm, dy=10mm  
Signal Type: 1 kHz Sine  
Output Gain: 35.05  
Measure Window Start: 0ms  
Measure Window Length: 1000ms  
BWC applied: 0.004 dB  
Device Reference Point: 0, 0, -6.3 mm

**Cursor:**

ABM1 comp = -25.23 dB A/m  
BWC Factor = 0.004 dB  
Location: 0, -18, 3.7 mm

**T-Coil scan/TMFS Validation/z (axial) at center 100% gain/ABM Freq  
Resp(x,y,z,f) (1x1x1):**

Measurement grid: dx=10mm, dy=10mm  
Signal Type: Audio File (.wav) 48k\_multisine\_50\_10k\_10s.wav  
Output Gain: 87.2  
Measure Window Start: 2000ms  
Measure Window Length: 5000ms  
BWC applied: 13.16 dB  
Device Reference Point: 0, 0, -6.3 mm

Author Data  
**Daoud Attayi**

Dates of Test  
**June 19- July 06, Oct.  
01, 2012**

Report No  
**RTS-6012-1207-40B**

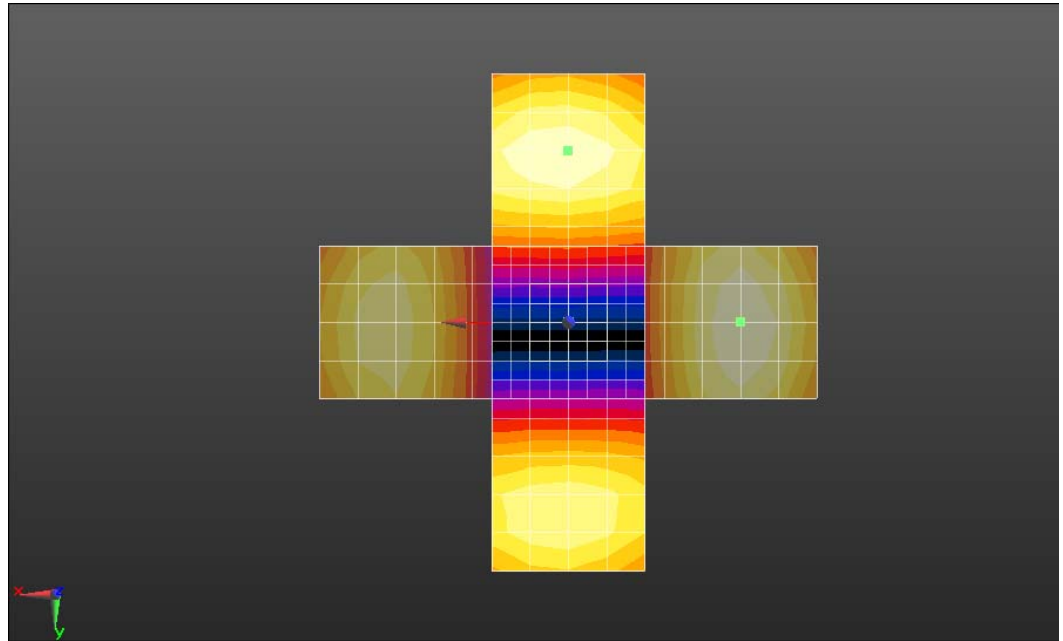
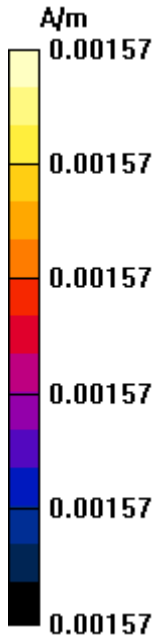
FCC ID  
**L6ARFF90LW  
L6ARFK120LW**

**Cursor:**

Diff = 1.99 dB

BWC Factor = 13.16 dB

Location: 0, 0, 3.7 mm





Document  
**Hearing Aid Compatibility Audio Band Magnetic (ABM) T-Coil  
Test Report for BlackBerry® Smartphone model RFF91LW,  
RFK121LW**

Page  
**15(99)**

Author Data  
**Daoud Attayi**

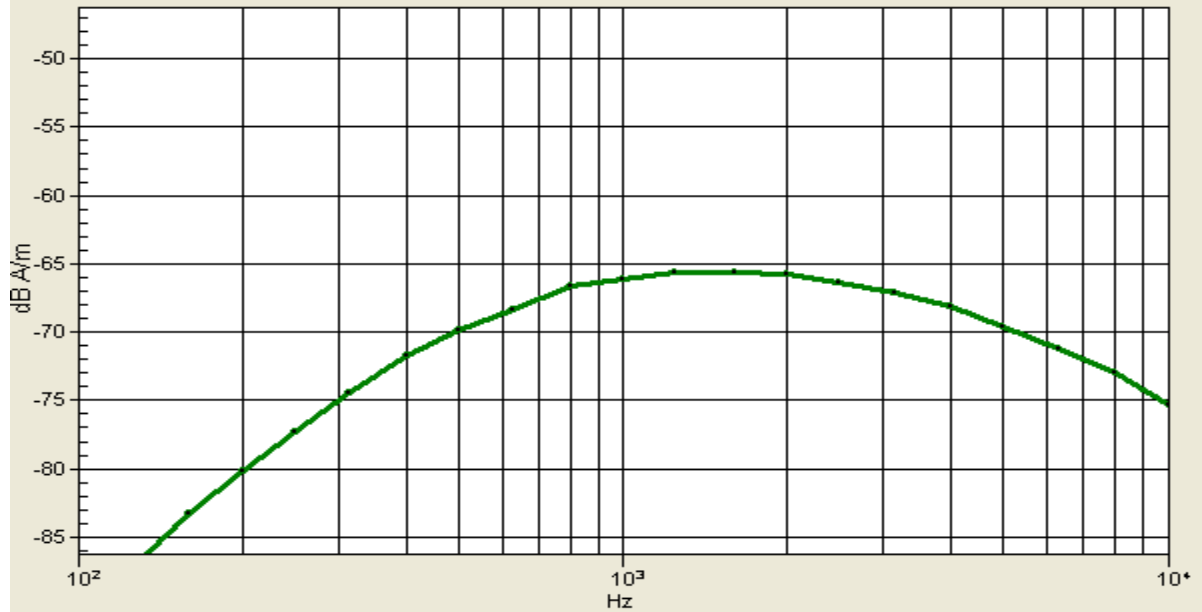
Dates of Test  
**June 19- July 06, Oct.  
01, 2012**

Report No  
**RTS-6012-1207-40B**

FCC ID  
**L6ARFF90LW  
L6ARFK120LW**

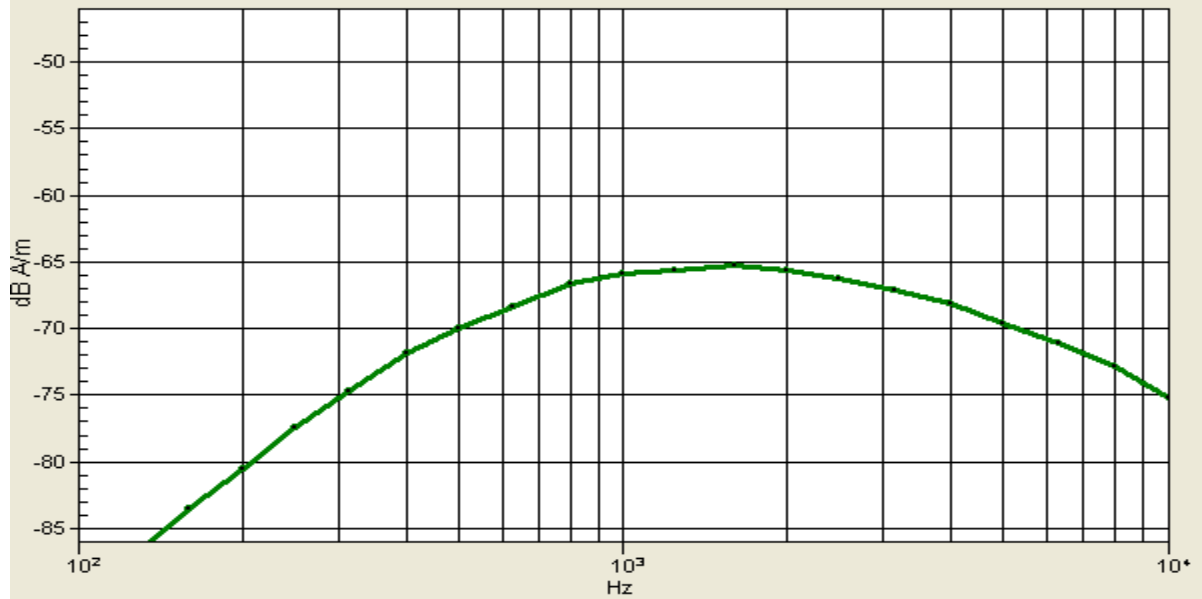
### Background Noise/z (axial) noise/ABM Noise Spectrum(x,y,z,f)

Loc: 0, 0, 13 mm ABM: 0A/m



### Background Noise/x (longitudinal) noise/ABM Noise Spectrum(x,y,z,f)

Loc: 0, 0, 13 mm ABM: 0A/m





Document  
**Hearing Aid Compatibility Audio Band Magnetic (ABM) T-Coil  
Test Report for BlackBerry® Smartphone model RFF91LW,  
RFK121LW**

Page  
**16(99)**

Author Data  
**Daoud Attayi**

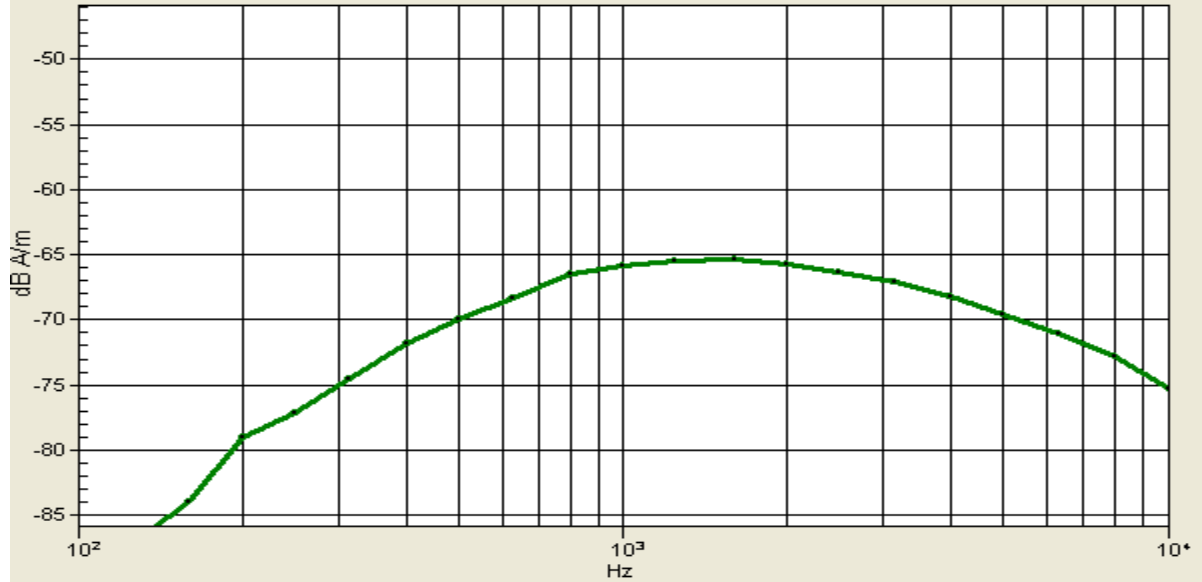
Dates of Test  
**June 19- July 06, Oct.  
01, 2012**

Report No  
**RTS-6012-1207-40B**

FCC ID  
**L6ARFF90LW  
L6ARFK120LW**

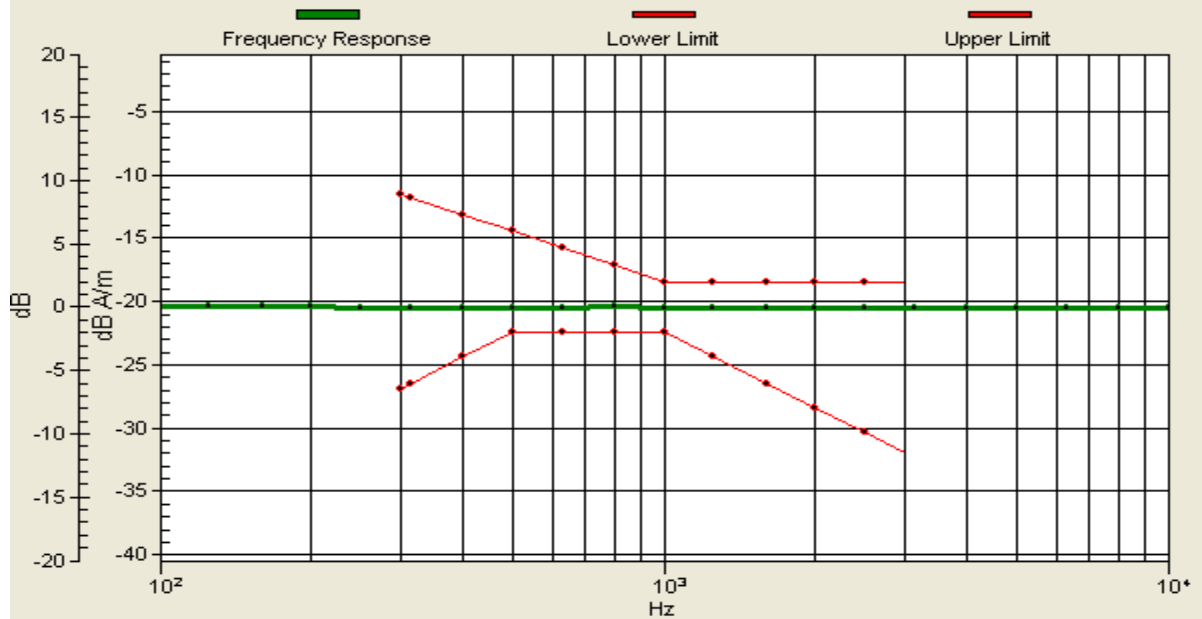
### Background Noise/y (transversal) noise/ABM Noise Spectrum(x,y,z,f)

Loc: 0, 0, 13 mm ABM: 0A/m




### TMFS Validation/z (axial) at center 100% gain/ABM Freq Resp(x,y,z,f)

Loc: 0, 0, 3.7 mm Diff: 1.99dB





	<b>Document</b> <b>Hearing Aid Compatibility Audio Band Magnetic (ABM) T-Coil</b> <b>Test Report for BlackBerry® Smartphone model RFF91LW,</b> <b>RFK121LW</b>		<b>Page</b> <b>17(99)</b>
	<b>Author Data</b> <b>Daoud Attayi</b>	<b>Dates of Test</b> <b>June 19- July 06, Oct.</b> <b>01, 2012</b>	<b>Report No</b> <b>RTS-6012-1207-40B</b>

## Annex C: Audio Band Magnetic measurement data and plots

Date/Time: 6/26/2012 12:56:48 PM

Test Laboratory: RIM Testing Services

### HAC T-Coil\_GSM850\_Axial

**DUT: BlackBerry; Type: Sample; Serial: 2A202C27**

Communication System: GSM 850; Frequency: 824.2 MHz, Frequency: 836.8 MHz, Frequency: 848.8 MHz

Medium parameters used:  $\sigma = 0$  mho/m,  $\epsilon_r = 1$ ;  $\rho = 0$  kg/m<sup>3</sup>

Phantom section: TCoil Section

Measurement Standard: DASY5 (IEEE/IEC/ANSI C63.19-2007)

DASY Configuration:

- Probe: AM1DV3 - 3062; ; Calibrated: 1/12/2012
- Sensor-Surface: 0mm (Fix Surface), z = 3.0
- Electronics: DAE3 Sn473; Calibrated: 1/13/2012
- Phantom: HAC T-Coil Test Arch with AMCC; Type: SD HAC P01 BA
- DASY52 52.8.0(692); SEMCAD X 14.6.4(4989)

### **T-Coil scan/General Scans 2/z (axial) 5.0mm 50 x 50/ABM SNR(x,y,z) (11x11x1):**

Measurement grid: dx=10mm, dy=10mm

Signal Type: Audio File (.wav) 48k\_voice\_1kHz\_1s.wav


Output Gain: 35.28

Measure Window Start: 300ms

Measure Window Length: 1000ms

BWC applied: 0.16 dB

Device Reference Point: 0, 0, -6.3 mm

	<b>Document</b> <b>Hearing Aid Compatibility Audio Band Magnetic (ABM) T-Coil</b> <b>Test Report for BlackBerry® Smartphone model RFF91LW,</b> <b>RFK121LW</b>		<b>Page</b> <b>18(99)</b>
	<b>Author Data</b> <b>Daoud Attayi</b>	<b>Dates of Test</b> <b>June 19- July 06, Oct.</b> <b>01, 2012</b>	<b>Report No</b> <b>RTS-6012-1207-40B</b>

**T-Coil scan/General Scans 2/z (axial) 2mm\_high\_8 x 8 3/ABM SNR(x,y,z) (5x5x1):**

Measurement grid: dx=10mm, dy=10mm  
Signal Type: Audio File (.wav) 48k\_voice\_1kHz\_1s.wav  
Output Gain: 35.28  
Measure Window Start: 300ms  
Measure Window Length: 1000ms  
BWC applied: 0.16 dB  
Device Reference Point: 0, 0, -6.3 mm

**Cursor:**

ABM1/ABM2 = 52.99 dB  
ABM1 comp = 9.09 dB A/m  
BWC Factor = 0.16 dB  
Location: 12, -22, 4.4 mm

**T-Coil scan/General Scans 2 2/z (axial) 2mm\_mid chan\_8 x 8 2/ABM SNR(x,y,z) (5x5x1):**

Measurement grid: dx=10mm, dy=10mm  
Signal Type: Audio File (.wav) 48k\_voice\_1kHz\_1s.wav  
Output Gain: 35.28  
Measure Window Start: 300ms  
Measure Window Length: 1000ms  
BWC applied: 0.16 dB  
Device Reference Point: 0, 0, -6.3 mm

**Cursor:**

ABM1/ABM2 = 53.34 dB  
ABM1 comp = 13.45 dB A/m  
BWC Factor = 0.16 dB  
Location: 10, -20, 4.4 mm

**T-Coil scan/General Scans 2 2/z (axial)\_high chan\_2mm 8 x 8 2/ABM SNR(x,y,z) (5x5x1):**

Measurement grid: dx=10mm, dy=10mm  
Signal Type: Audio File (.wav) 48k\_voice\_1kHz\_1s.wav  
Output Gain: 35.28  
Measure Window Start: 300ms  
Measure Window Length: 1000ms  
BWC applied: 0.16 dB  
Device Reference Point: 0, 0, -6.3 mm

Author Data  
**Daoud Attayi**

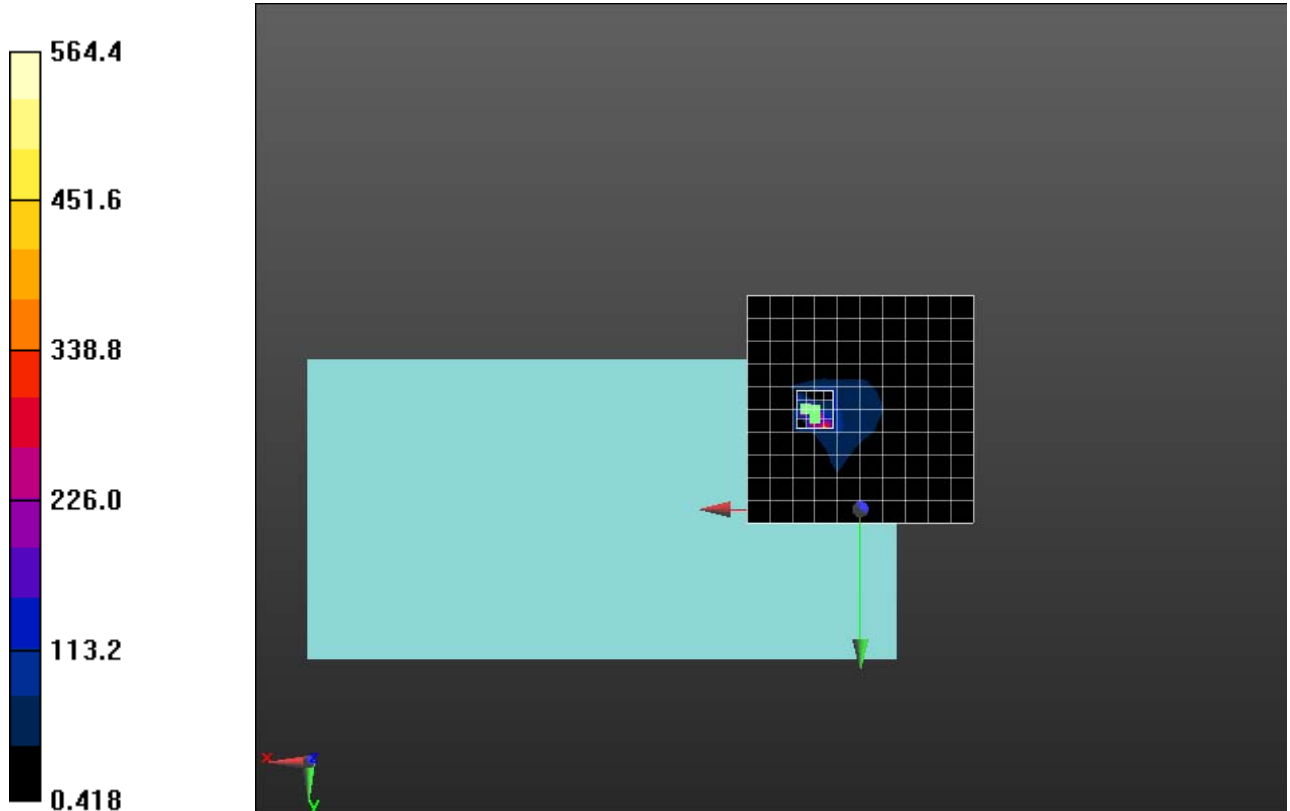
Dates of Test  
**June 19- July 06, Oct.  
01, 2012**


Report No  
**RTS-6012-1207-40B**

FCC ID  
**L6ARFF90LW  
L6ARFK120LW**

**Cursor:**

ABM1/ABM2 = 53.19 dB  
ABM1 comp = 13.36 dB A/m  
BWC Factor = 0.16 dB  
Location: 10, -20, 4.4 mm



	<b>Document</b> <b>Hearing Aid Compatibility Audio Band Magnetic (ABM) T-Coil</b> <b>Test Report for BlackBerry® Smartphone model RFF91LW,</b> <b>RFK121LW</b>		<b>Page</b> <b>20(99)</b>
	<b>Author Data</b> <b>Daoud Attayi</b>	<b>Dates of Test</b> <b>June 19- July 06, Oct.</b> <b>01, 2012</b>	<b>Report No</b> <b>RTS-6012-1207-40B</b>

Date/Time: 7/6/2012 12:17:44 PM

Test Laboratory: RIM Testing Services

### **HAC T-Coil\_GSM850\_FR**

**DUT: BlackBerry; Type: Sample; Serial: 2A202C27**

Communication System: GSM 850; Frequency: 824.2 MHz, Frequency: 836.8 MHz, Frequency: 848.8 MHz

Medium parameters used:  $\sigma = 0$  mho/m,  $\epsilon_r = 1$ ;  $\rho = 0$  kg/m<sup>3</sup>

Phantom section: TCoil Section

Measurement Standard: DASYS (IEEE/IEC/ANSI C63.19-2007)

DASY Configuration:

- Probe: AM1DV3 - 3062; ; Calibrated: 1/12/2012
- Sensor-Surface: 0mm (Fix Surface), z = 3.0
- Electronics: DAE3 Sn473; Calibrated: 1/13/2012
- Phantom: HAC T-Coil Test Arch with AMCC; Type: SD HAC P01 BA
- DASYS 52.8.0(692); SEMCAD X 14.6.4(4989)

### **T-Coil scan/General Scans 2/z (axial) wideband at best S/N/ABM Freq Resp(x,y,z,f) (1x1x1):**

Measurement grid: dx=10mm, dy=10mm

Signal Type: Audio File (.wav) 48k\_voice\_300-3000\_2s.wav


Output Gain: 69.12

Measure Window Start: 300ms

Measure Window Length: 2000ms

BWC applied: 10.80 dB

Device Reference Point: 0, 0, -6.3 mm

	<b>Document</b> <b>Hearing Aid Compatibility Audio Band Magnetic (ABM) T-Coil</b> <b>Test Report for BlackBerry® Smartphone model RFF91LW,</b> <b>RFK121LW</b>		<b>Page</b> <b>21(99)</b>
	<b>Author Data</b> <b>Daoud Attayi</b>	<b>Dates of Test</b> <b>June 19- July 06, Oct.</b> <b>01, 2012</b>	<b>Report No</b> <b>RTS-6012-1207-40B</b>

**Cursor:**

Diff = 2.00 dB  
 BWC Factor = 10.80 dB  
 Location: 12, -22, 4.4 mm

**T-Coil scan/General Scans 2 2/z (axial) wideband at best S/N/ABM Freq**

**Resp(x,y,z,f) (1x1x1):**

Measurement grid: dx=10mm, dy=10mm  
 Signal Type: Audio File (.wav) 48k\_voice\_300-3000\_2s.wav  
 Output Gain: 69.12  
 Measure Window Start: 300ms  
 Measure Window Length: 2000ms  
 BWC applied: 10.80 dB  
 Device Reference Point: 0, 0, -6.3 mm

**T-Coil scan/General Scans 2 2/z (axial) wideband at best S/N 2/ABM Freq**

**Resp(x,y,z,f) (1x1x1):**

Measurement grid: dx=10mm, dy=10mm  
 Signal Type: Audio File (.wav) 48k\_voice\_300-3000\_2s.wav  
 Output Gain: 69.12  
 Measure Window Start: 2000ms  
 Measure Window Length: 4000ms  
 BWC applied: 10.81 dB  
 Device Reference Point: 0, 0, -6.3 mm

**Cursor:**

Diff = 2.00 dB  
 BWC Factor = 10.81 dB  
 Location: 12, -22, 4.4 mm

**T-Coil scan/General Scans 2 2/z (axial) wideband at best S/N 2 2/ABM Freq**

**Resp(x,y,z,f) (1x1x1):**

Measurement grid: dx=10mm, dy=10mm  
 Signal Type: Audio File (.wav) 48k\_voice\_300-3000\_2s.wav  
 Output Gain: 69.12  
 Measure Window Start: 300ms  
 Measure Window Length: 2000ms  
 BWC applied: 10.81 dB  
 Device Reference Point: 0, 0, -6.3 mm



Document  
**Hearing Aid Compatibility Audio Band Magnetic (ABM) T-Coil  
Test Report for BlackBerry® Smartphone model RFF91LW,  
RFK121LW**

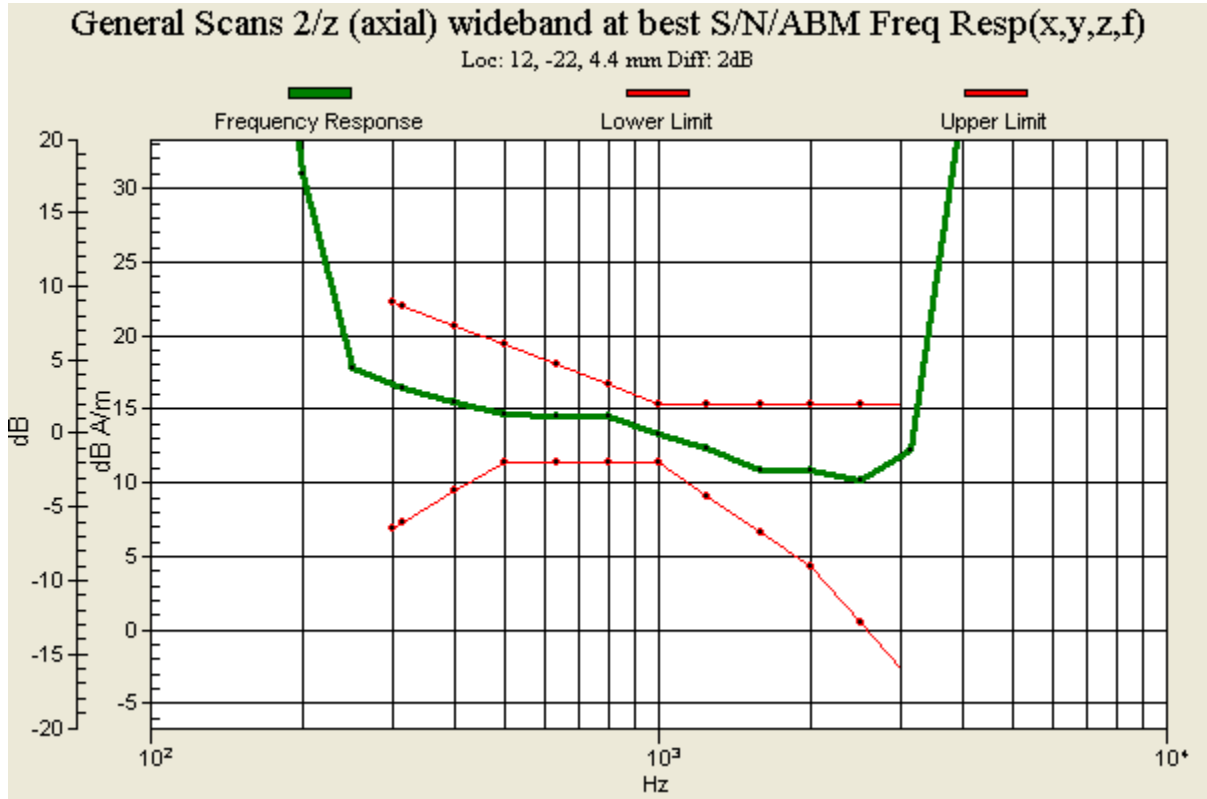
Page  
**22(99)**

Author Data  
**Daoud Attayi**

Dates of Test  
**June 19- July 06, Oct.  
01, 2012**

Report No  
**RTS-6012-1207-40B**

FCC ID  
**L6ARFF90LW  
L6ARFK120LW**





Document  
**Hearing Aid Compatibility Audio Band Magnetic (ABM) T-Coil  
Test Report for BlackBerry® Smartphone model RFF91LW,  
RFK121LW**

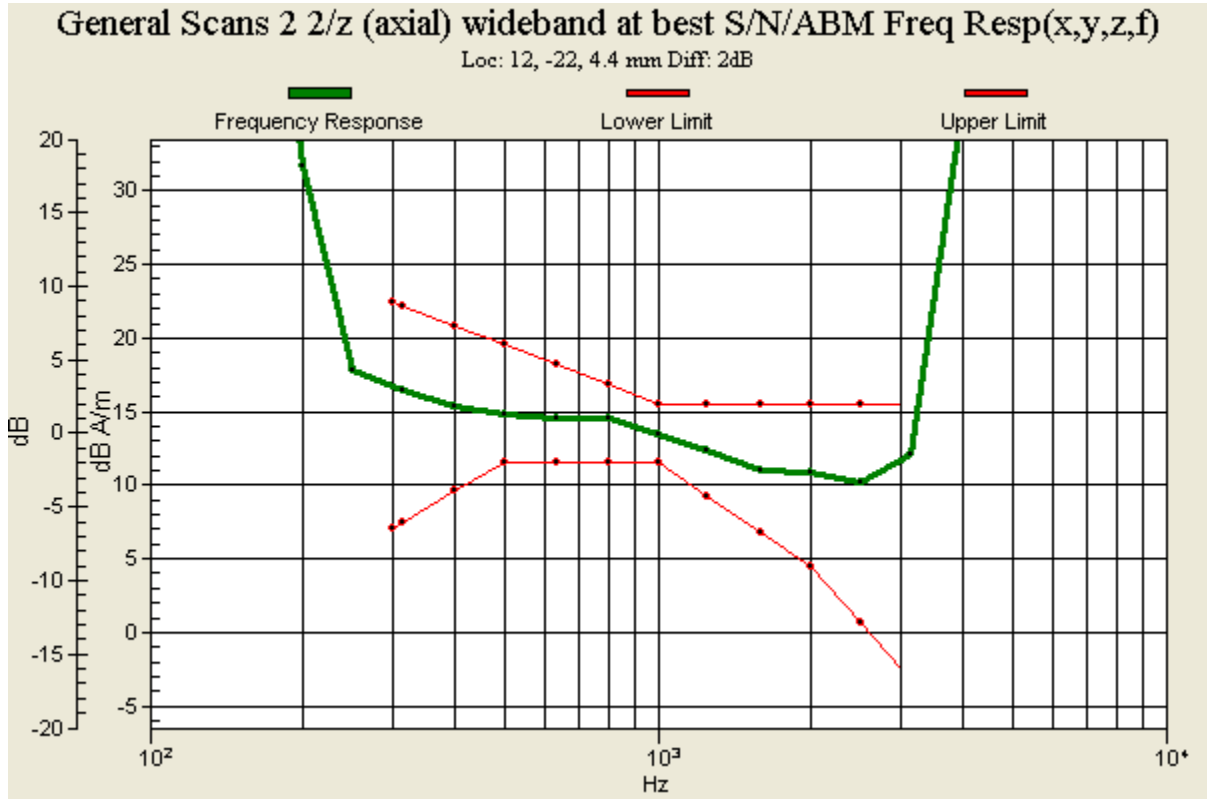
Page  
**23(99)**

Author Data  
**Daoud Attayi**

Dates of Test  
**June 19- July 06, Oct.  
01, 2012**

Report No  
**RTS-6012-1207-40B**

FCC ID  
**L6ARFF90LW  
L6ARFK120LW**





Document  
**Hearing Aid Compatibility Audio Band Magnetic (ABM) T-Coil  
Test Report for BlackBerry® Smartphone model RFF91LW,  
RFK121LW**

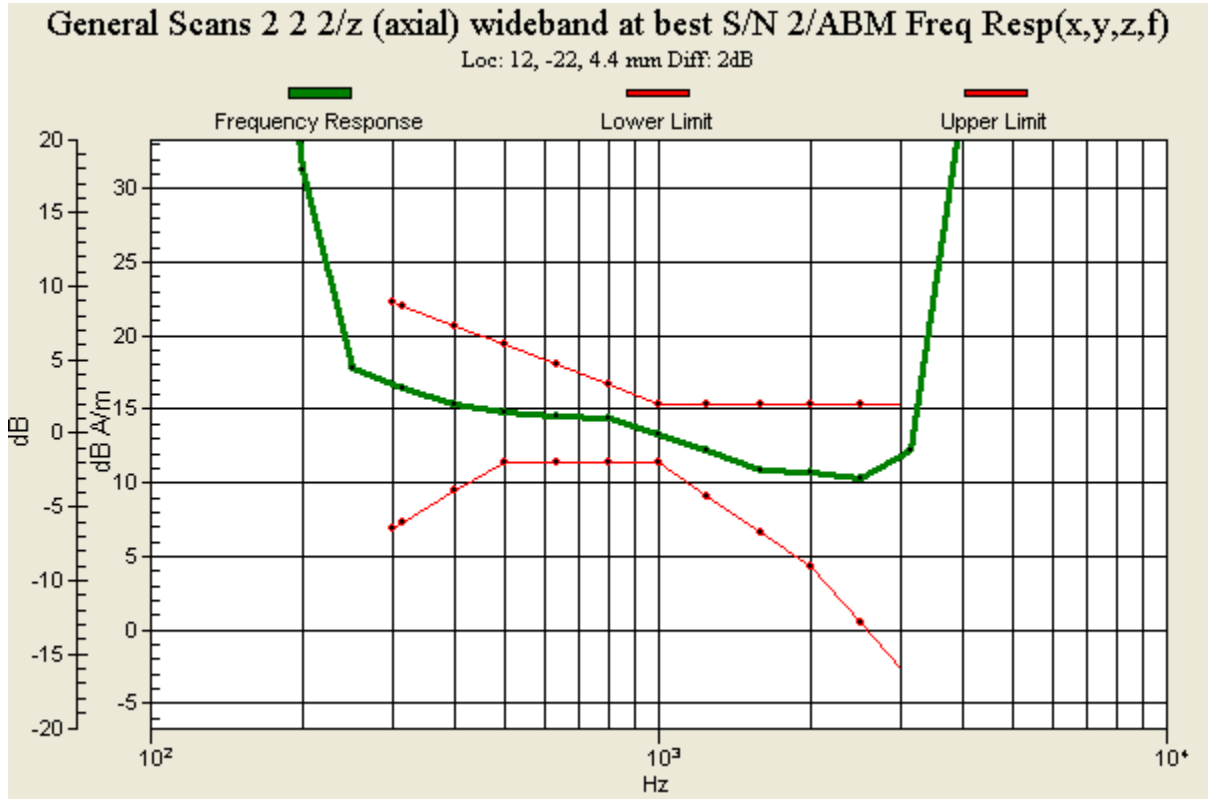
Page  
**24(99)**

Author Data  
**Daoud Attayi**


Dates of Test  
**June 19- July 06, Oct.  
01, 2012**

Report No  
**RTS-6012-1207-40B**

FCC ID  
**L6ARFF90LW  
L6ARFK120LW**





	<b>Document</b> <b>Hearing Aid Compatibility Audio Band Magnetic (ABM) T-Coil</b> <b>Test Report for BlackBerry® Smartphone model RFF91LW,</b> <b>RFK121LW</b>		<b>Page</b> <b>25(99)</b>
	<b>Author Data</b> <b>Daoud Attayi</b>	<b>Dates of Test</b> <b>June 19- July 06, Oct.</b> <b>01, 2012</b>	<b>Report No</b> <b>RTS-6012-1207-40B</b>

Date/Time: 6/26/2012 1:10:14 PM

Test Laboratory: RIM Testing Services

### **HAC T-Coil\_GSM850\_Radial\_L**

**DUT: BlackBerry; Type: Sample; Serial: 2A202C27**

Communication System: GSM 850; Frequency: 824.2 MHz, Frequency: 836.8 MHz, Frequency: 848.8 MHz

Medium parameters used:  $\sigma = 0$  mho/m,  $\epsilon_r = 1$ ;  $\rho = 0$  kg/m<sup>3</sup>

Phantom section: TCoil Section

Measurement Standard: DASYS (IEEE/IEC/ANSI C63.19-2007)

DASY Configuration:

- Probe: AM1DV3 - 3062; ; Calibrated: 1/12/2012
- Sensor-Surface: 0mm (Fix Surface), z = 3.0
- Electronics: DAE3 Sn473; Calibrated: 1/13/2012
- Phantom: HAC T-Coil Test Arch with AMCC; Type: SD HAC P01 BA
- DASYS2 52.8.0(692); SEMCAD X 14.6.4(4989)

### **T-Coil scan/General Scans 2/x (longitudinal) 5.0mm 50 x 50/ABM SNR(x,y,z) (11x11x1):**

Measurement grid: dx=10mm, dy=10mm

Signal Type: Audio File (.wav) 48k\_voice\_1kHz\_1s.wav


Output Gain: 35.28

Measure Window Start: 300ms

Measure Window Length: 1000ms

BWC applied: 0.16 dB

Device Reference Point: 0, 0, -6.3 mm

	<b>Document</b> <b>Hearing Aid Compatibility Audio Band Magnetic (ABM) T-Coil</b> <b>Test Report for BlackBerry® Smartphone model RFF91LW,</b> <b>RFK121LW</b>		<b>Page</b> <b>26(99)</b>
	<b>Author Data</b> <b>Daoud Attayi</b>	<b>Dates of Test</b> <b>June 19- July 06, Oct.</b> <b>01, 2012</b>	<b>Report No</b> <b>RTS-6012-1207-40B</b>

**T-Coil scan/General Scans 2/x (longitudinal)\_low chan\_2mm 8 x 8 2/ABM**

**SNR(x,y,z) (5x5x1):**

Measurement grid: dx=10mm, dy=10mm  
Signal Type: Audio File (.wav) 48k\_voice\_1kHz\_1s.wav  
Output Gain: 35.28  
Measure Window Start: 300ms  
Measure Window Length: 1000ms  
BWC applied: 0.16 dB  
Device Reference Point: 0, 0, -6.3 mm

**Cursor:**

ABM1/ABM2 = 33.51 dB  
ABM1 comp = 14.72 dB A/m  
BWC Factor = 0.16 dB  
Location: -8, -23, 4.4 mm

**T-Coil scan/General Scans 2 2/x (longitudinal)\_mid chan\_2mm 8 x 8 2/ABM**

**SNR(x,y,z) (5x5x1):**

Measurement grid: dx=10mm, dy=10mm  
Signal Type: Audio File (.wav) 48k\_voice\_1kHz\_1s.wav  
Output Gain: 35.28  
Measure Window Start: 300ms  
Measure Window Length: 1000ms  
BWC applied: 0.16 dB  
Device Reference Point: 0, 0, -6.3 mm

**Cursor:**

ABM1/ABM2 = 33.29 dB  
ABM1 comp = 13.37 dB A/m  
BWC Factor = 0.16 dB  
Location: -10, -23, 4.4 mm

**T-Coil scan/General Scans 2 2 2/x (longitudinal)\_high chan\_2mm 8 x 8 2/ABM SNR(x,y,z) (5x5x1):**

Measurement grid: dx=10mm, dy=10mm  
Signal Type: Audio File (.wav) 48k\_voice\_1kHz\_1s.wav  
Output Gain: 35.28  
Measure Window Start: 300ms  
Measure Window Length: 1000ms  
BWC applied: 0.16 dB  
Device Reference Point: 0, 0, -6.3 mm

**Cursor:**

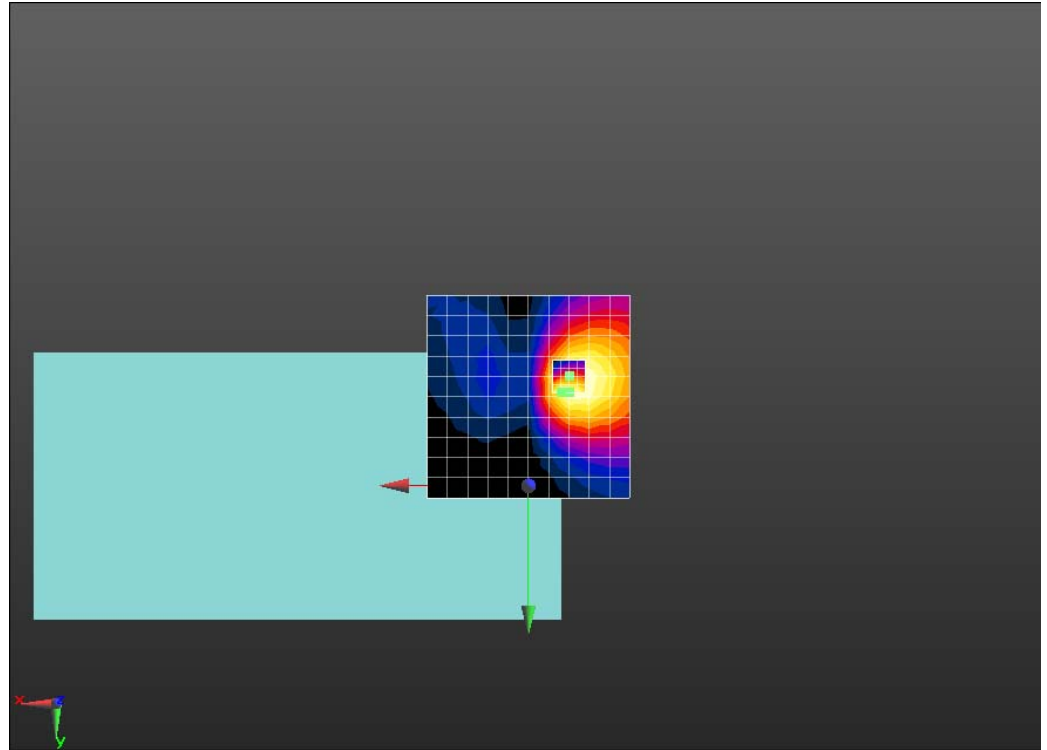
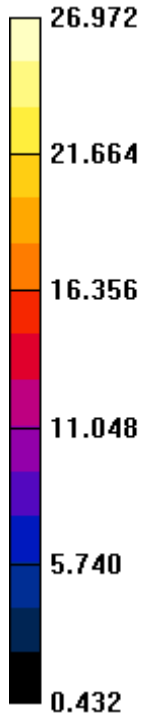
ABM1/ABM2 = 33.60 dB  
ABM1 comp = 14.62 dB A/m  
BWC Factor = 0.16 dB  
Location: -8, -23, 4.4 mm


Author Data  
**Daoud Attayi**

Dates of Test  
**June 19- July 06, Oct.  
01, 2012**

Report No  
**RTS-6012-1207-40B**

FCC ID  
**L6ARFF90LW  
L6ARFK120LW**



	<b>Document</b> <b>Hearing Aid Compatibility Audio Band Magnetic (ABM) T-Coil</b> <b>Test Report for BlackBerry® Smartphone model RFF91LW,</b> <b>RFK121LW</b>		<b>Page</b> <b>28(99)</b>
	<b>Author Data</b> <b>Daoud Attayi</b>	<b>Dates of Test</b> <b>June 19- July 06, Oct.</b> <b>01, 2012</b>	<b>Report No</b> <b>RTS-6012-1207-40B</b>

Date/Time: 6/26/2012 1:23:55 PM

Test Laboratory: RIM Testing Services

### **HAC T-Coil\_GSM850\_Radial\_T**

**DUT: BlackBerry; Type: Sample; Serial: 2A202C27**

Communication System: GSM 850; Frequency: 824.2 MHz, Frequency: 836.8 MHz, Frequency: 848.8 MHz

Medium parameters used:  $\sigma = 0$  mho/m,  $\epsilon_r = 1$ ;  $\rho = 0$  kg/m<sup>3</sup>

Phantom section: TCoil Section

Measurement Standard: DASYS (IEEE/IEC/ANSI C63.19-2007)

DASY Configuration:

- Probe: AM1DV3 - 3062; ; Calibrated: 1/12/2012
- Sensor-Surface: 0mm (Fix Surface), z = 3.0
- Electronics: DAE3 Sn473; Calibrated: 1/13/2012
- Phantom: HAC T-Coil Test Arch with AMCC; Type: SD HAC P01 BA
- DASYS 52.8.0(692); SEMCAD X 14.6.4(4989)

### **T-Coil scan/General Scans 2/y (transversal) 5.0mm 50 x 50/ABM SNR(x,y,z) (11x11x1):**

Measurement grid: dx=10mm, dy=10mm

Signal Type: Audio File (.wav) 48k\_voice\_1kHz\_1s.wav


Output Gain: 35.28

Measure Window Start: 300ms

Measure Window Length: 1000ms

BWC applied: 0.16 dB

Device Reference Point: 0, 0, -6.3 mm

	<b>Document</b> <b>Hearing Aid Compatibility Audio Band Magnetic (ABM) T-Coil</b> <b>Test Report for BlackBerry® Smartphone model RFF91LW,</b> <b>RFK121LW</b>		<b>Page</b> <b>29(99)</b>
	<b>Author Data</b> <b>Daoud Attayi</b>	<b>Dates of Test</b> <b>June 19- July 06, Oct.</b> <b>01, 2012</b>	<b>Report No</b> <b>RTS-6012-1207-40B</b>

**T-Coil scan/General Scans 2/y (transversal)\_low chan\_2mm 8 x 8 2/ABM  
SNR(x,y,z) (5x5x1):**

Measurement grid: dx=10mm, dy=10mm  
Signal Type: Audio File (.wav) 48k\_voice\_1kHz\_1s.wav  
Output Gain: 35.28  
Measure Window Start: 300ms  
Measure Window Length: 1000ms  
BWC applied: 0.16 dB  
Device Reference Point: 0, 0, -6.3 mm

**Cursor:**

ABM1/ABM2 = 55.95 dB  
ABM1 comp = 7.12 dB A/m  
BWC Factor = 0.16 dB  
Location: -4, 2, 4.4 mm

**T-Coil scan/General Scans 2 2/y (transversal)\_mid chan\_2mm 8 x 8 2/ABM  
SNR(x,y,z) (5x5x1):**

Measurement grid: dx=10mm, dy=10mm  
Signal Type: Audio File (.wav) 48k\_voice\_1kHz\_1s.wav  
Output Gain: 35.28  
Measure Window Start: 300ms  
Measure Window Length: 1000ms  
BWC applied: 0.16 dB  
Device Reference Point: 0, 0, -6.3 mm

**Cursor:**

ABM1/ABM2 = 55.61 dB  
ABM1 comp = 7.06 dB A/m  
BWC Factor = 0.16 dB  
Location: -4, 2, 4.4 mm

**T-Coil scan/General Scans 2 2 2/y (transversal)\_high chan\_2mm 8 x 8 2/ABM  
SNR(x,y,z) (5x5x1):**

Measurement grid: dx=10mm, dy=10mm  
Signal Type: Audio File (.wav) 48k\_voice\_1kHz\_1s.wav  
Output Gain: 35.28  
Measure Window Start: 300ms  
Measure Window Length: 1000ms  
BWC applied: 0.16 dB  
Device Reference Point: 0, 0, -6.3 mm

Author Data  
**Daoud Attayi**

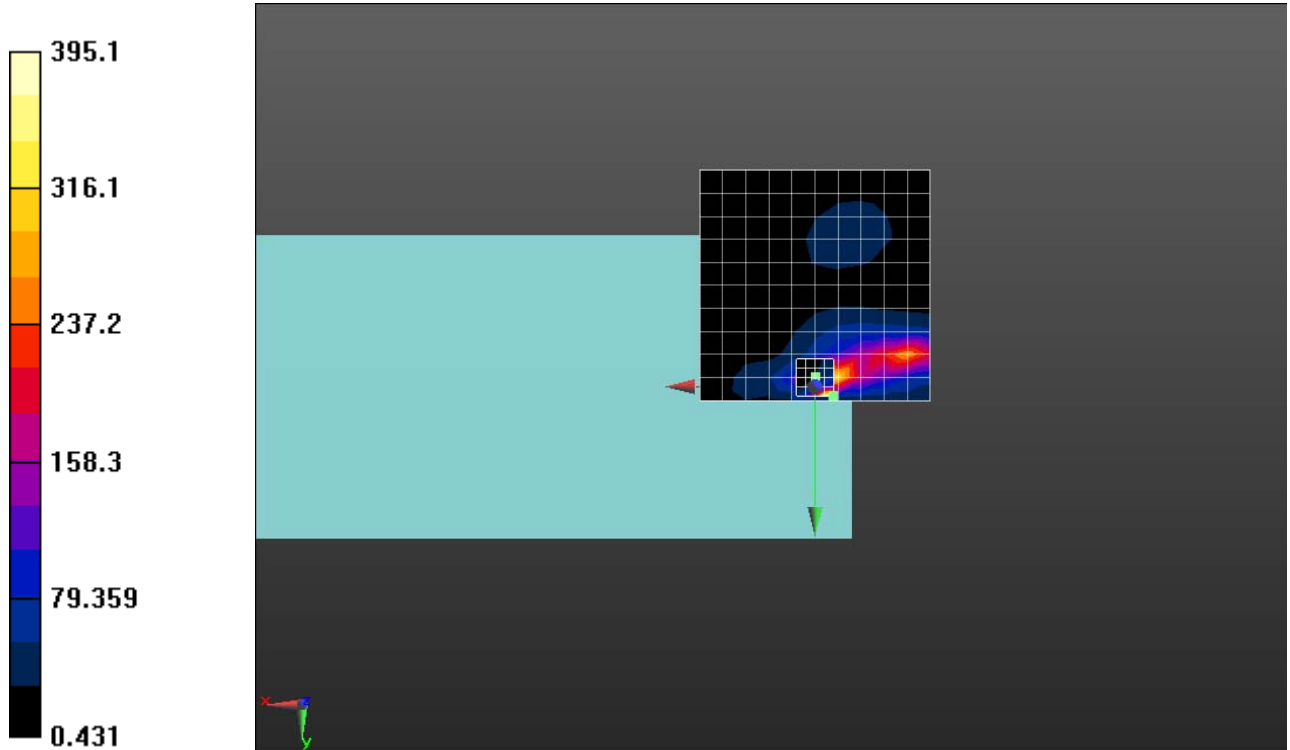
Dates of Test  
**June 19- July 06, Oct.  
01, 2012**


Report No  
**RTS-6012-1207-40B**

FCC ID  
**L6ARFF90LW  
L6ARFK120LW**

**Cursor:**

ABM1/ABM2 = 55.75 dB  
ABM1 comp = 7.04 dB A/m  
BWC Factor = 0.16 dB  
Location: -4, 2, 4.4 mm



	<b>Document</b> <b>Hearing Aid Compatibility Audio Band Magnetic (ABM) T-Coil</b> <b>Test Report for BlackBerry® Smartphone model RFF91LW,</b> <b>RFK121LW</b>		<b>Page</b> <b>31(99)</b>
	<b>Author Data</b> <b>Daoud Attayi</b>	<b>Dates of Test</b> <b>June 19- July 06, Oct.</b> <b>01, 2012</b>	<b>Report No</b> <b>RTS-6012-1207-40B</b>

Date/Time: 6/26/2012 2:45:57 PM

Test Laboratory: RIM Testing Services

### **HAC T-Coil\_GSM1900\_Axial**

**DUT: BlackBerry; Type: Sample; Serial: 2A202C27**

Communication System: GSM 1900; Frequency: 1850.2 MHz, Frequency: 1880 MHz, Frequency: 1909.8 MHz

Medium parameters used:  $\sigma = 0$  mho/m,  $\epsilon_r = 1$ ;  $\rho = 0$  kg/m<sup>3</sup>

Phantom section: TCoil Section

Measurement Standard: DASYS (IEEE/IEC/ANSI C63.19-2007)

DASY Configuration:

- Probe: AM1DV3 - 3062; ; Calibrated: 1/12/2012
- Sensor-Surface: 0mm (Fix Surface), z = 3.0
- Electronics: DAE3 Sn473; Calibrated: 1/13/2012
- Phantom: HAC T-Coil Test Arch with AMCC; Type: SD HAC P01 BA
- DASYS 52.8.0(692); SEMCAD X 14.6.4(4989)

### **T-Coil scan/General Scans 2/z (axial) 5.0mm 50 x 50/ABM SNR(x,y,z) (11x11x1):**

Measurement grid: dx=10mm, dy=10mm

Signal Type: Audio File (.wav) 48k\_voice\_1kHz\_1s.wav


Output Gain: 35.28

Measure Window Start: 300ms

Measure Window Length: 1000ms

BWC applied: 0.16 dB

Device Reference Point: 0, 0, -6.3 mm

	<b>Document</b> <b>Hearing Aid Compatibility Audio Band Magnetic (ABM) T-Coil</b> <b>Test Report for BlackBerry® Smartphone model RFF91LW,</b> <b>RFK121LW</b>		<b>Page</b> <b>32(99)</b>
	<b>Author Data</b> <b>Daoud Attayi</b>	<b>Dates of Test</b> <b>June 19- July 06, Oct.</b> <b>01, 2012</b>	<b>Report No</b> <b>RTS-6012-1207-40B</b>

**T-Coil scan/General Scans 2/z (axial)\_low chan\_2mm 8 x 8 3/ABM SNR(x,y,z) (5x5x1):**

Measurement grid: dx=10mm, dy=10mm  
Signal Type: Audio File (.wav) 48k\_voice\_1kHz\_1s.wav  
Output Gain: 35.28  
Measure Window Start: 300ms  
Measure Window Length: 1000ms  
BWC applied: 0.16 dB  
Device Reference Point: 0, 0, -6.3 mm

**Cursor:**

ABM1/ABM2 = 54.77 dB  
ABM1 comp = 13.40 dB A/m  
BWC Factor = 0.16 dB  
Location: 10, -20, 4.4 mm


**Cursor:**

Diff = 0.29 dB  
BWC Factor = 10.80 dB  
Location: 10, -22, 3.7 mm

**T-Coil scan/General Scans 2 2/z (axial)\_mid chan\_2mm 8 x 8 2/ABM SNR(x,y,z) (5x5x1):**

Measurement grid: dx=10mm, dy=10mm  
Signal Type: Audio File (.wav) 48k\_voice\_1kHz\_1s.wav  
Output Gain: 35.28  
Measure Window Start: 300ms  
Measure Window Length: 1000ms  
BWC applied: 0.16 dB  
Device Reference Point: 0, 0, -6.3 mm



	<b>Document</b> <b>Hearing Aid Compatibility Audio Band Magnetic (ABM) T-Coil</b> <b>Test Report for BlackBerry® Smartphone model RFF91LW,</b> <b>RFK121LW</b>		<b>Page</b> <b>33(99)</b>
	<b>Author Data</b> <b>Daoud Attayi</b>	<b>Dates of Test</b> <b>June 19- July 06, Oct.</b> <b>01, 2012</b>	<b>Report No</b> <b>RTS-6012-1207-40B</b>

**Cursor:**

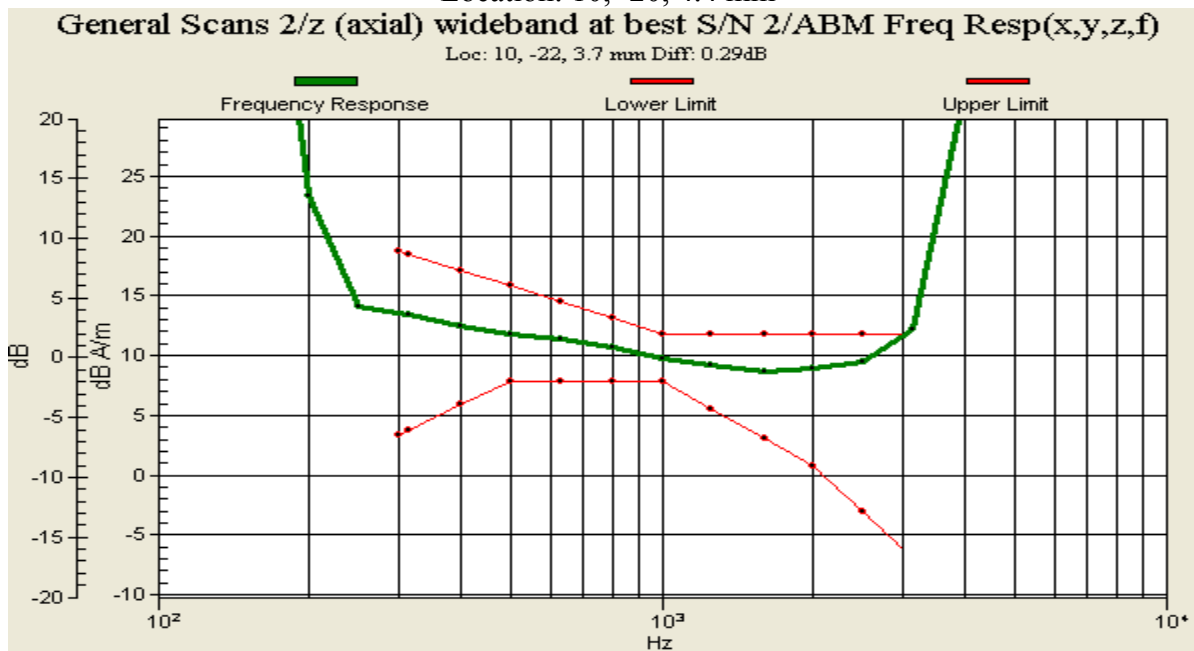
ABM1/ABM2 = 54.45 dB  
 ABM1 comp = 13.33 dB A/m  
 BWC Factor = 0.16 dB  
 Location: 10, -20, 4.4 mm

**T-Coil scan/General Scans 2 2 2/z (axial)\_high chan\_2mm 8 x 8 2/ABM**  
**SNR(x,y,z) (5x5x1):**

Measurement grid: dx=10mm, dy=10mm  
 Signal Type: Audio File (.wav) 48k\_voice\_1kHz\_1s.wav  
 Output Gain: 35.28  
 Measure Window Start: 300ms  
 Measure Window Length: 1000ms  
 BWC applied: 0.16 dB  
 Device Reference Point: 0, 0, -6.3 mm

**Cursor:**

ABM1/ABM2 = 55.44 dB  
 ABM1 comp = 13.36 dB A/m  
 BWC Factor = 0.16 dB  
 Location: 10, -20, 4.4 mm





Document  
**Hearing Aid Compatibility Audio Band Magnetic (ABM) T-Coil  
Test Report for BlackBerry® Smartphone model RFF91LW,  
RFK121LW**

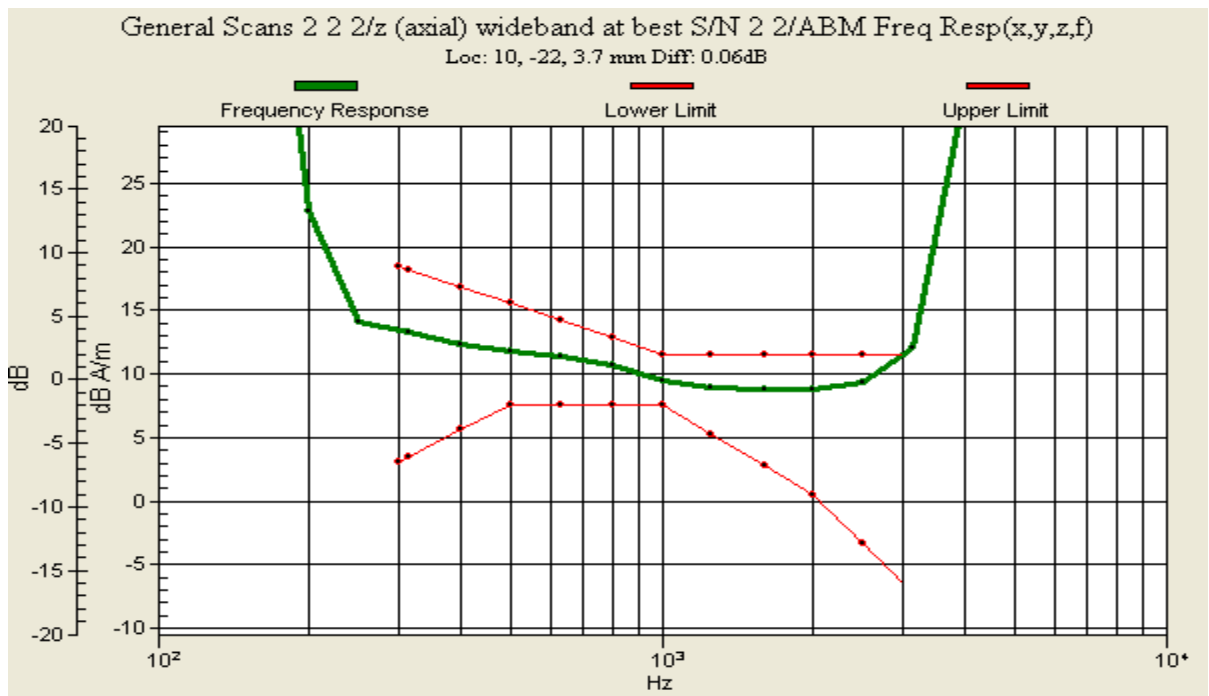
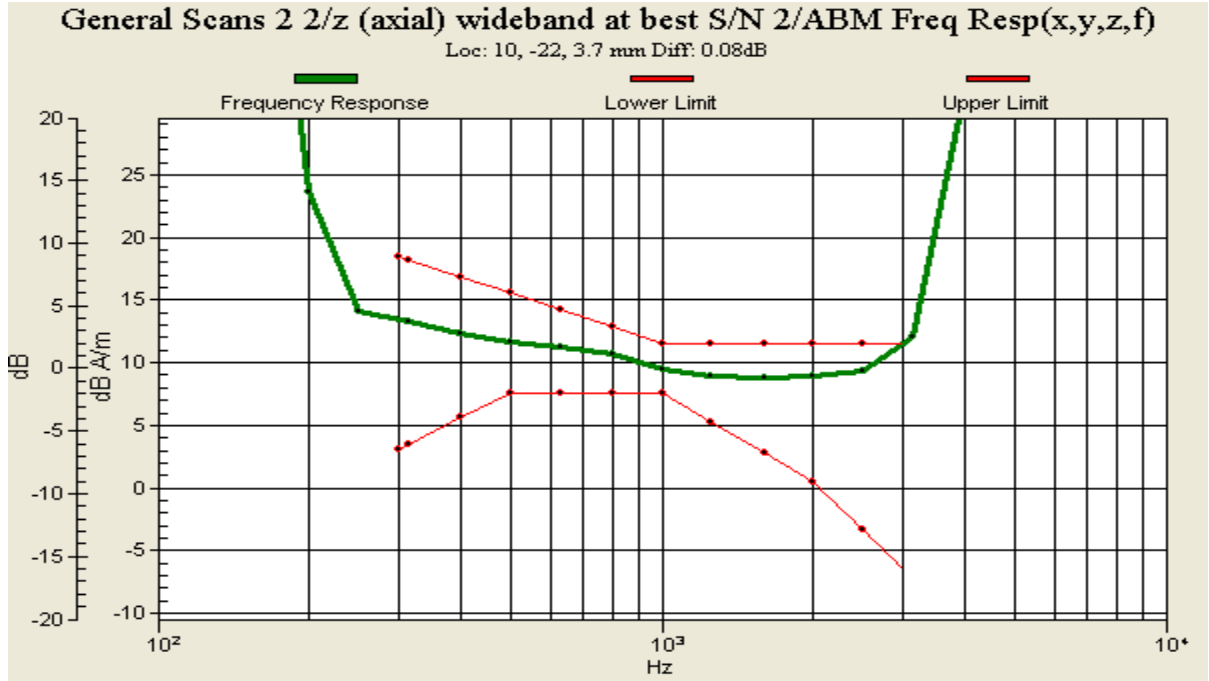
Page  
**34(99)**


Author Data  
**Daoud Attayi**

Dates of Test  
**June 19- July 06, Oct.  
01, 2012**

Report No  
**RTS-6012-1207-40B**

FCC ID  
**L6ARFF90LW  
L6ARFK120LW**



	<b>Document</b> <b>Hearing Aid Compatibility Audio Band Magnetic (ABM) T-Coil</b> <b>Test Report for BlackBerry® Smartphone model RFF91LW,</b> <b>RFK121LW</b>		<b>Page</b> <b>35(99)</b>
	<b>Author Data</b> <b>Daoud Attayi</b>	<b>Dates of Test</b> <b>June 19- July 06, Oct.</b> <b>01, 2012</b>	<b>Report No</b> <b>RTS-6012-1207-40B</b>

Date/Time: 7/6/2012 12:32:04 PM

Test Laboratory: RIM Testing Services

## HAC T-Coil\_GSM1900\_FR

**DUT: BlackBerry; Type: Sample; Serial: 2A202C27**

Communication System: GSM 1900; Frequency: 1850.2 MHz, Frequency: 1880 MHz, Frequency: 1909.8 MHz

Medium parameters used:  $\sigma = 0$  mho/m,  $\epsilon_r = 1$ ;  $\rho = 0$  kg/m<sup>3</sup>

Phantom section: TCoil Section

Measurement Standard: DASYS (IEEE/IEC/ANSI C63.19-2007)

DASY Configuration:

- Probe: AM1DV3 - 3062; ; Calibrated: 1/12/2012
- Sensor-Surface: 0mm (Fix Surface), z = 3.0
- Electronics: DAE3 Sn473; Calibrated: 1/13/2012
- Phantom: HAC T-Coil Test Arch with AMCC; Type: SD HAC P01 BA
- DASYS 52.8.0(692); SEMCAD X 14.6.4(4989)

### **T-Coil scan/General Scans 2/z (axial) wideband at best S/N 2/ABM Freq Resp(x,y,z,f) (1x1x1):**

Measurement grid: dx=10mm, dy=10mm

Signal Type: Audio File (.wav) 48k\_voice\_300-3000\_2s.wav


Output Gain: 69.12

Measure Window Start: 300ms

Measure Window Length: 2000ms

BWC applied: 10.80 dB

Device Reference Point: 0, 0, -6.3 mm

	<b>Document</b> <b>Hearing Aid Compatibility Audio Band Magnetic (ABM) T-Coil</b> <b>Test Report for BlackBerry® Smartphone model RFF91LW,</b> <b>RFK121LW</b>		<b>Page</b> <b>36(99)</b>
	<b>Author Data</b> <b>Daoud Attayi</b>	<b>Dates of Test</b> <b>June 19- July 06, Oct.</b> <b>01, 2012</b>	<b>Report No</b> <b>RTS-6012-1207-40B</b>

**Cursor:**

Diff = 2.00 dB  
 BWC Factor = 10.80 dB  
 Location: -14, -23, 4.4 mm

**T-Coil scan/General Scans 2 2/z (axial) wideband at best S/N 2/ABM Freq**  
**Resp(x,y,z,f) (1x1x1):**

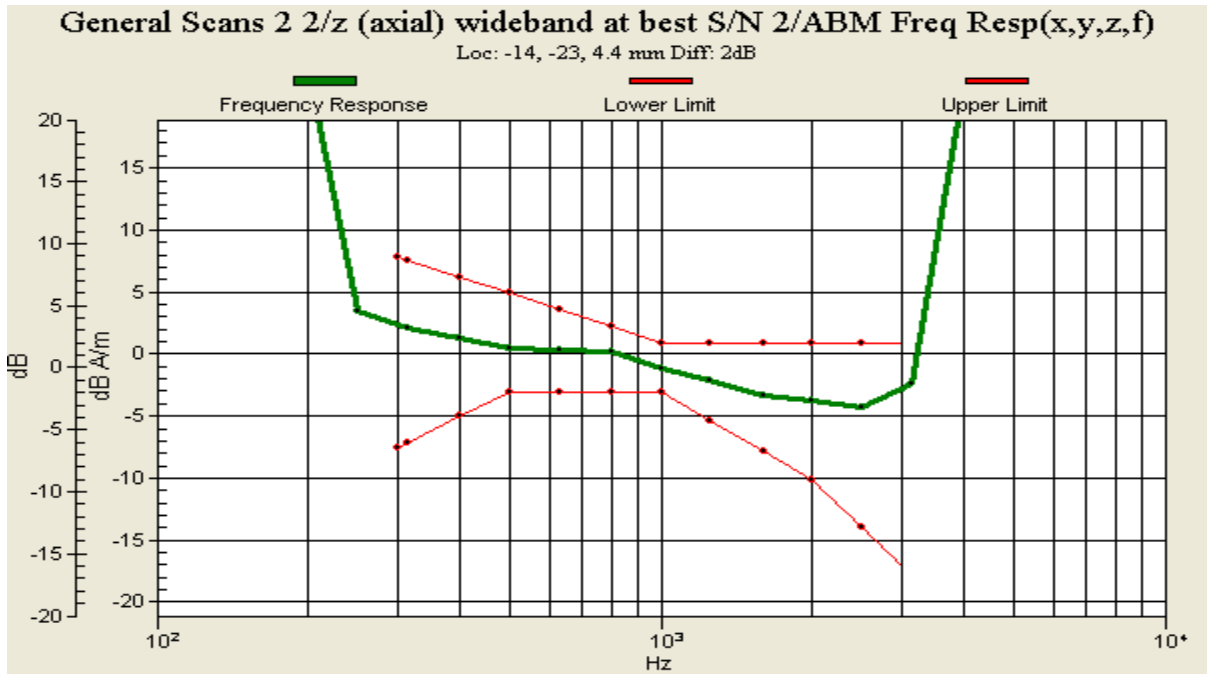
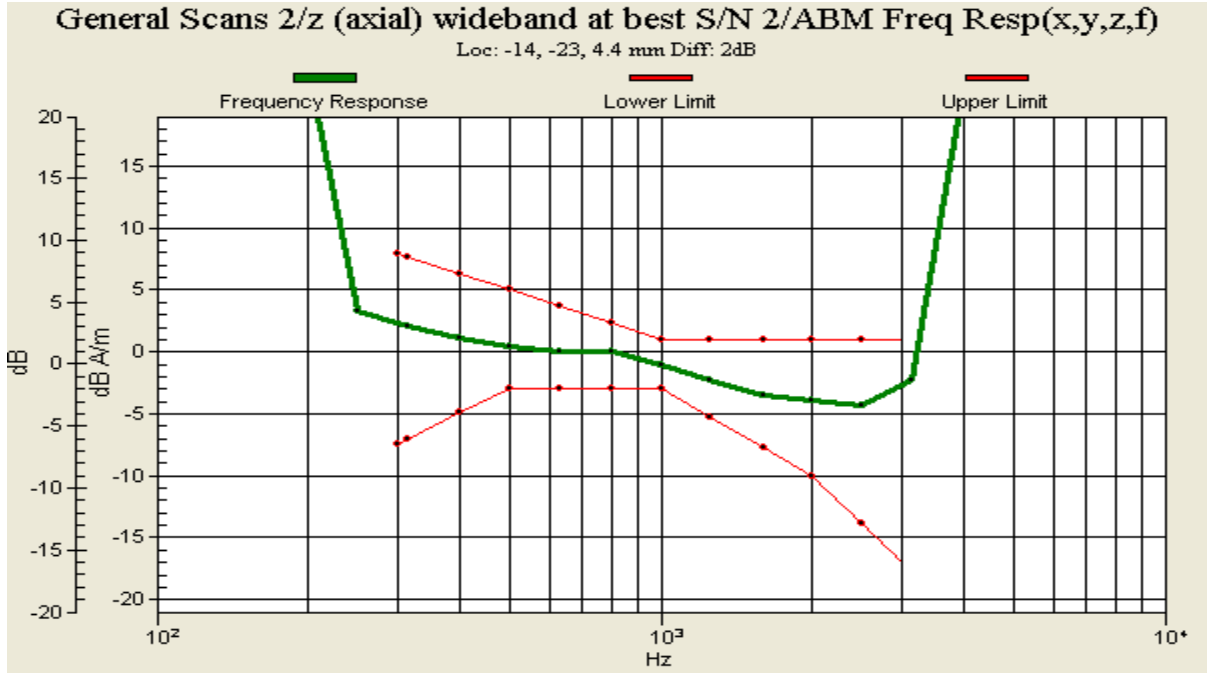
Measurement grid: dx=10mm, dy=10mm  
 Signal Type: Audio File (.wav) 48k\_voice\_300-3000\_2s.wav  
 Output Gain: 69.12  
 Measure Window Start: 300ms  
 Measure Window Length: 2000ms  
 BWC applied: 10.80 dB  
 Device Reference Point: 0, 0, -6.3 mm

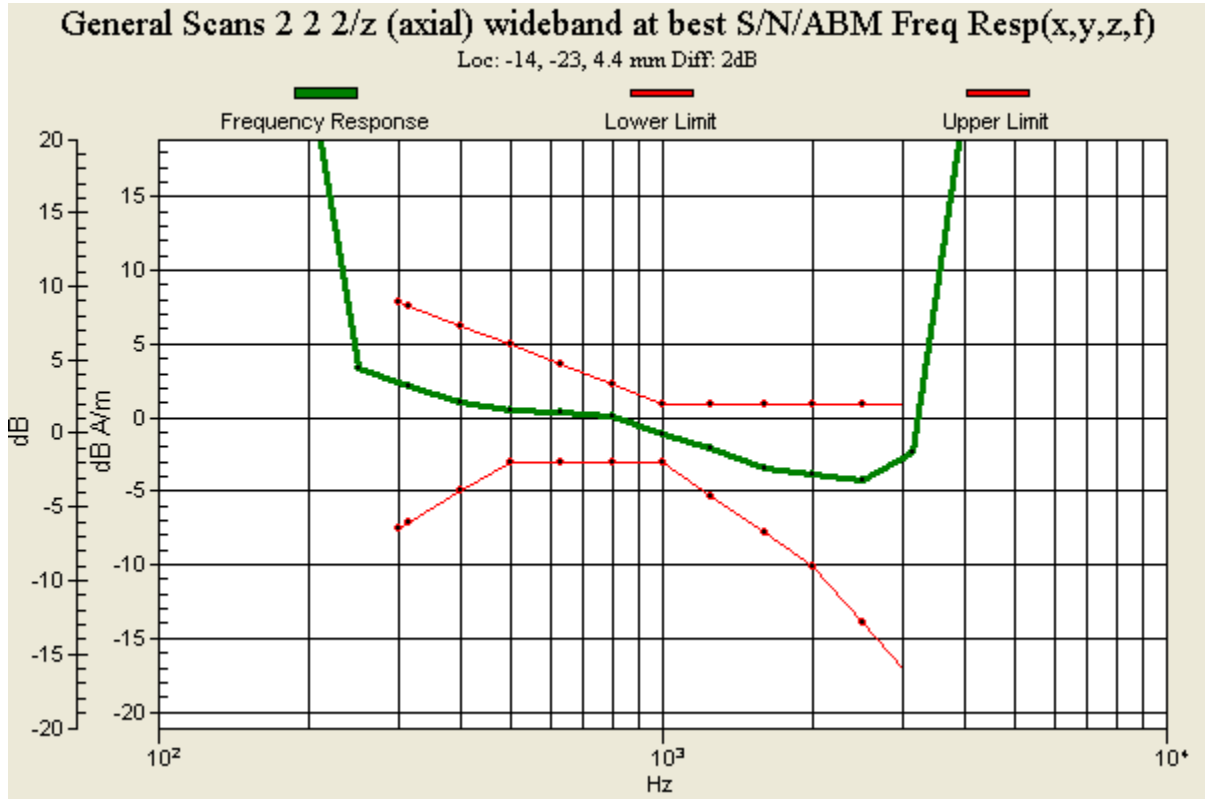
**T-Coil scan/General Scans 2 2/z (axial) wideband at best S/N/ABM Freq**  
**Resp(x,y,z,f) (1x1x1):**


Measurement grid: dx=10mm, dy=10mm  
 Signal Type: Audio File (.wav) 48k\_voice\_300-3000\_2s.wav  
 Output Gain: 69.12  
 Measure Window Start: 300ms  
 Measure Window Length: 2000ms  
 BWC applied: 10.81 dB  
 Device Reference Point: 0, 0, -6.3 mm

**Cursor:**

Diff = 2.00 dB  
 BWC Factor = 10.81 dB  
 Location: -14, -23, 4.4 mm





	<b>Document</b> <b>Hearing Aid Compatibility Audio Band Magnetic (ABM) T-Coil</b> <b>Test Report for BlackBerry® Smartphone model RFF91LW,</b> <b>RFK121LW</b>		<b>Page</b> <b>39(99)</b>
	<b>Author Data</b> <b>Daoud Attayi</b>	<b>Dates of Test</b> <b>June 19- July 06, Oct.</b> <b>01, 2012</b>	<b>Report No</b> <b>RTS-6012-1207-40B</b>

Date/Time: 6/26/2012 2:59:21 PM

Test Laboratory: RIM Testing Services

### **HAC T-Coil\_GSM1900\_Radial\_L**

**DUT: BlackBerry; Type: Sample; Serial: 2A202C27**

Communication System: GSM 1900; Frequency: 1850.2 MHz, Frequency: 1880 MHz, Frequency: 1909.8 MHz

Medium parameters used:  $\sigma = 0$  mho/m,  $\epsilon_r = 1$ ;  $\rho = 0$  kg/m<sup>3</sup>

Phantom section: TCoil Section

Measurement Standard: DASYS (IEEE/IEC/ANSI C63.19-2007)

DASY Configuration:

- Probe: AM1DV3 - 3062; ; Calibrated: 1/12/2012
- Sensor-Surface: 0mm (Fix Surface), z = 3.0
- Electronics: DAE3 Sn473; Calibrated: 1/13/2012
- Phantom: HAC T-Coil Test Arch with AMCC; Type: SD HAC P01 BA
- DASYS2 52.8.0(692); SEMCAD X 14.6.4(4989)

### **T-Coil scan/General Scans 2/x (longitudinal) 5.0mm 50 x 50/ABM SNR(x,y,z) (11x11x1):**

Measurement grid: dx=10mm, dy=10mm

Signal Type: Audio File (.wav) 48k\_voice\_1kHz\_1s.wav


Output Gain: 35.28

Measure Window Start: 300ms

Measure Window Length: 1000ms

BWC applied: 0.16 dB

Device Reference Point: 0, 0, -6.3 mm

	<b>Document</b> <b>Hearing Aid Compatibility Audio Band Magnetic (ABM) T-Coil</b> <b>Test Report for BlackBerry® Smartphone model RFF91LW,</b> <b>RFK121LW</b>		<b>Page</b> <b>40(99)</b>
	<b>Author Data</b> <b>Daoud Attayi</b>	<b>Dates of Test</b> <b>June 19- July 06, Oct.</b> <b>01, 2012</b>	<b>Report No</b> <b>RTS-6012-1207-40B</b>

**T-Coil scan/General Scans 2/x (longitudinal)\_low chan\_2mm 8 x 8 2/ABM SNR(x,y,z) (5x5x1):**

Measurement grid: dx=10mm, dy=10mm  
Signal Type: Audio File (.wav) 48k\_voice\_1kHz\_1s.wav  
Output Gain: 35.28  
Measure Window Start: 300ms  
Measure Window Length: 1000ms  
BWC applied: 0.16 dB  
Device Reference Point: 0, 0, -6.3 mm

**Cursor:**

ABM1/ABM2 = 37.18 dB  
ABM1 comp = 14.61 dB A/m  
BWC Factor = 0.16 dB  
Location: -8, -23, 4.4 mm

**T-Coil scan/General Scans 2 2/x (longitudinal)\_mid chan\_2mm 8 x 8 2/ABM SNR(x,y,z) (5x5x1):**

Measurement grid: dx=10mm, dy=10mm  
Signal Type: Audio File (.wav) 48k\_voice\_1kHz\_1s.wav  
Output Gain: 35.28  
Measure Window Start: 300ms  
Measure Window Length: 1000ms  
BWC applied: 0.16 dB  
Device Reference Point: 0, 0, -6.3 mm

**Cursor:**

ABM1/ABM2 = 36.96 dB  
ABM1 comp = 13.34 dB A/m  
BWC Factor = 0.16 dB  
Location: -10, -23, 4.4 mm

**T-Coil scan/General Scans 2 2 2/x (longitudinal)\_high chan\_2mm 8 x 8 2/ABM SNR(x,y,z) (5x5x1):**

Measurement grid: dx=10mm, dy=10mm  
Signal Type: Audio File (.wav) 48k\_voice\_1kHz\_1s.wav  
Output Gain: 35.28  
Measure Window Start: 300ms  
Measure Window Length: 1000ms  
BWC applied: 0.16 dB  
Device Reference Point: 0, 0, -6.3 mm



Author Data  
**Daoud Attayi**

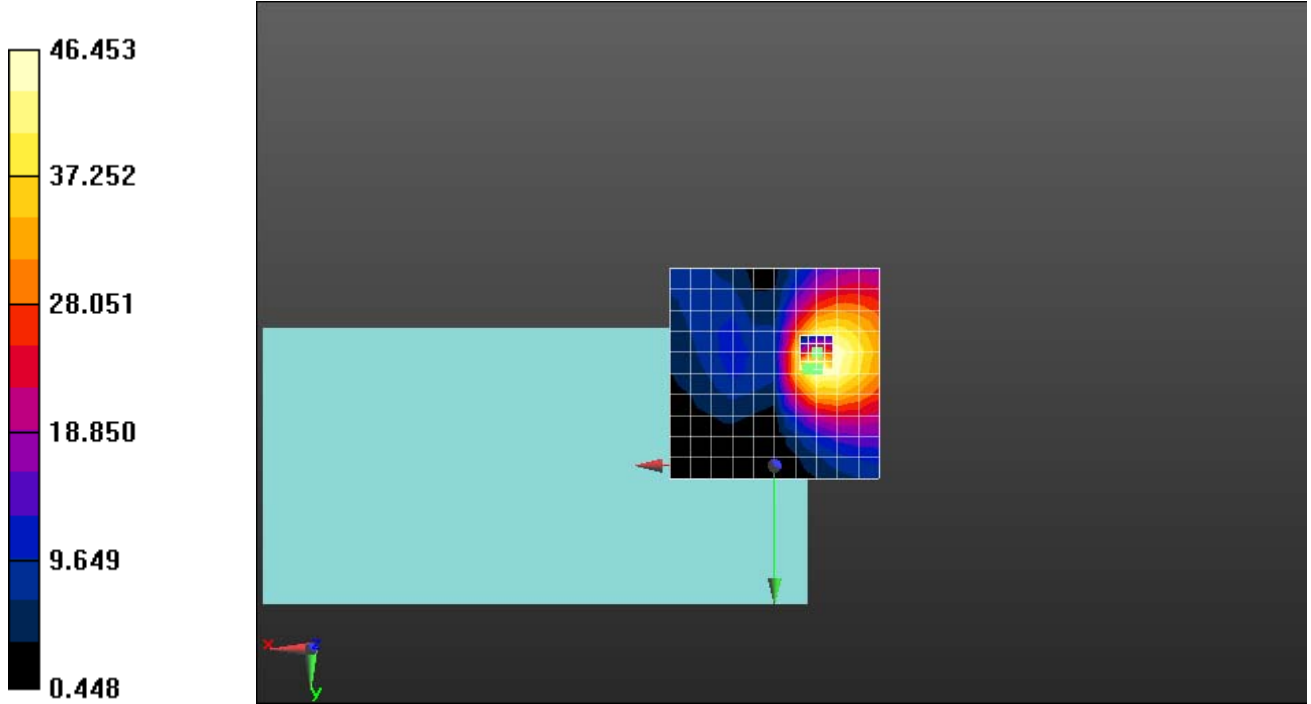
Dates of Test  
**June 19- July 06, Oct.  
01, 2012**


Report No  
**RTS-6012-1207-40B**

FCC ID  
**L6ARFF90LW  
L6ARFK120LW**

**Cursor:**

ABM1/ABM2 = 37.48 dB  
ABM1 comp = 14.59 dB A/m  
BWC Factor = 0.16 dB  
Location: -8, -23, 4.4 mm



	<b>Document</b> <b>Hearing Aid Compatibility Audio Band Magnetic (ABM) T-Coil</b> <b>Test Report for BlackBerry® Smartphone model RFF91LW,</b> <b>RFK121LW</b>		<b>Page</b> <b>42(99)</b>
	<b>Author Data</b> <b>Daoud Attayi</b>	<b>Dates of Test</b> <b>June 19- July 06, Oct.</b> <b>01, 2012</b>	<b>Report No</b> <b>RTS-6012-1207-40B</b>

Date/Time: 6/26/2012 3:12:55 PM

Test Laboratory: RIM Testing Services

### **HAC T-Coil\_GSM1900\_Radial\_T**

**DUT: BlackBerry; Type: Sample; Serial: 2A202C27**

Communication System: GSM 1900; Frequency: 1850.2 MHz, Frequency: 1880 MHz, Frequency: 1909.8 MHz

Medium parameters used:  $\sigma = 0$  mho/m,  $\epsilon_r = 1$ ;  $\rho = 0$  kg/m<sup>3</sup>

Phantom section: TCoil Section

Measurement Standard: DASYS (IEEE/IEC/ANSI C63.19-2007)

DASY Configuration:

- Probe: AM1DV3 - 3062; ; Calibrated: 1/12/2012
- Sensor-Surface: 0mm (Fix Surface), z = 3.0
- Electronics: DAE3 Sn473; Calibrated: 1/13/2012
- Phantom: HAC T-Coil Test Arch with AMCC; Type: SD HAC P01 BA
- DASYS 52.8.0(692); SEMCAD X 14.6.4(4989)

### **T-Coil scan/General Scans 2/y (transversal) 5.0mm 50 x 50/ABM SNR(x,y,z) (11x11x1):**

Measurement grid: dx=10mm, dy=10mm

Signal Type: Audio File (.wav) 48k\_voice\_1kHz\_1s.wav


Output Gain: 35.28

Measure Window Start: 300ms

Measure Window Length: 1000ms

BWC applied: 0.16 dB

Device Reference Point: 0, 0, -6.3 mm

	<b>Document</b> <b>Hearing Aid Compatibility Audio Band Magnetic (ABM) T-Coil</b> <b>Test Report for BlackBerry® Smartphone model RFF91LW,</b> <b>RFK121LW</b>		<b>Page</b> <b>43(99)</b>
	<b>Author Data</b> <b>Daoud Attayi</b>	<b>Dates of Test</b> <b>June 19- July 06, Oct.</b> <b>01, 2012</b>	<b>Report No</b> <b>RTS-6012-1207-40B</b>

**T-Coil scan/General Scans 2/y (transversal)\_low chan\_ 2mm 8 x 8 2/ABM  
SNR(x,y,z) (5x5x1):**

Measurement grid: dx=10mm, dy=10mm  
Signal Type: Audio File (.wav) 48k\_voice\_1kHz\_1s.wav  
Output Gain: 35.28  
Measure Window Start: 300ms  
Measure Window Length: 1000ms  
BWC applied: 0.16 dB  
Device Reference Point: 0, 0, -6.3 mm

**Cursor:**

ABM1/ABM2 = 56.35 dB  
ABM1 comp = 7.33 dB A/m  
BWC Factor = 0.16 dB  
Location: -3, 2, 4.4 mm

**T-Coil scan/General Scans 2 2/y (transversal)\_mid chan\_ 2mm 8 x 8 2/ABM  
SNR(x,y,z) (5x5x1):**

Measurement grid: dx=10mm, dy=10mm  
Signal Type: Audio File (.wav) 48k\_voice\_1kHz\_1s.wav  
Output Gain: 35.28  
Measure Window Start: 300ms  
Measure Window Length: 1000ms  
BWC applied: 0.16 dB  
Device Reference Point: 0, 0, -6.3 mm

**Cursor:**

ABM1/ABM2 = 56.39 dB  
ABM1 comp = 7.35 dB A/m  
BWC Factor = 0.16 dB  
Location: -3, 2, 4.4 mm

**T-Coil scan/General Scans 2 2 2/y (transversal)\_high chan\_ 2mm 8 x 8 2/ABM  
SNR(x,y,z) (5x5x1):**

Measurement grid: dx=10mm, dy=10mm  
Signal Type: Audio File (.wav) 48k\_voice\_1kHz\_1s.wav  
Output Gain: 35.28  
Measure Window Start: 300ms  
Measure Window Length: 1000ms  
BWC applied: 0.16 dB  
Device Reference Point: 0, 0, -6.3 mm

Author Data  
**Daoud Attayi**

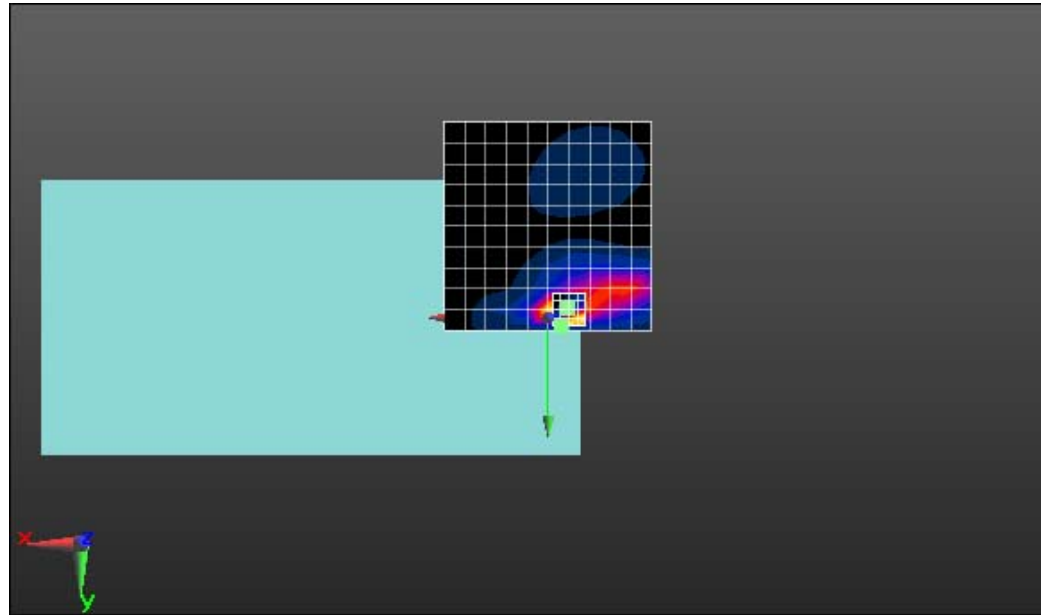
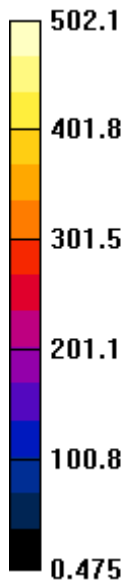
Dates of Test  
**June 19- July 06, Oct.  
01, 2012**


Report No  
**RTS-6012-1207-40B**

FCC ID  
**L6ARFF90LW  
L6ARFK120LW**

**Cursor:**

ABM1/ABM2 = 57.85 dB  
ABM1 comp = 7.34 dB A/m  
BWC Factor = 0.16 dB  
Location: -3, 2, 4.4 mm



	<b>Document</b> <b>Hearing Aid Compatibility Audio Band Magnetic (ABM) T-Coil</b> <b>Test Report for BlackBerry® Smartphone model RFF91LW,</b> <b>RFK121LW</b>		<b>Page</b> <b>45(99)</b>
	<b>Author Data</b> <b>Daoud Attayi</b>	<b>Dates of Test</b> <b>June 19- July 06, Oct.</b> <b>01, 2012</b>	<b>Report No</b> <b>RTS-6012-1207-40B</b>

Date/Time: 6/27/2012 12:50:11 PM

Test Laboratory: RIM Testing Services

### **HAC T-Coil\_UMTS\_Band\_V\_Axial**

**DUT: BlackBerry; Type: Sample; Serial: 2A202C27**

Communication System: WCDMA FDD V; Frequency: 826.4 MHz, Frequency: 836.4 MHz, Frequency: 846.6 MHz

Medium parameters used:  $\sigma = 0$  mho/m,  $\epsilon_r = 1$ ;  $\rho = 0$  kg/m<sup>3</sup>

Phantom section: TCoil Section

Measurement Standard: DASYS (IEEE/IEC/ANSI C63.19-2007)

DASY Configuration:

- Probe: AM1DV3 - 3062; ; Calibrated: 1/12/2012
- Sensor-Surface: 0mm (Fix Surface), z = 3.0
- Electronics: DAE3 Sn473; Calibrated: 1/13/2012
- Phantom: HAC T-Coil Test Arch with AMCC; Type: SD HAC P01 BA
- DASYS2 52.8.0(692); SEMCAD X 14.6.4(4989)

### **T-Coil scan/General Scans 2/z (axial) 5.0mm 50 x 50/ABM SNR(x,y,z) (11x11x1):**

Measurement grid: dx=10mm, dy=10mm

Signal Type: Audio File (.wav) 48k\_voice\_1kHz\_1s.wav


Output Gain: 35.28

Measure Window Start: 300ms

Measure Window Length: 1000ms

BWC applied: 0.16 dB

Device Reference Point: 0, 0, -6.3 mm

	<b>Document</b> <b>Hearing Aid Compatibility Audio Band Magnetic (ABM) T-Coil</b> <b>Test Report for BlackBerry® Smartphone model RFF91LW,</b> <b>RFK121LW</b>		<b>Page</b> <b>46(99)</b>
	<b>Author Data</b> <b>Daoud Attayi</b>	<b>Dates of Test</b> <b>June 19- July 06, Oct.</b> <b>01, 2012</b>	<b>Report No</b> <b>RTS-6012-1207-40B</b>

**T-Coil scan/General Scans 2/z (axial) 2mm\_low chan\_8 x 8 3 2/ABM  
SNR(x,y,z) (5x5x1):**

Measurement grid: dx=10mm, dy=10mm  
Signal Type: Audio File (.wav) 48k\_voice\_1kHz\_1s.wav  
Output Gain: 35.28  
Measure Window Start: 300ms  
Measure Window Length: 1000ms  
BWC applied: 0.16 dB  
Device Reference Point: 0, 0, -6.3 mm

**Cursor:**

ABM1/ABM2 = 63.41 dB  
ABM1 comp = 21.13 dB A/m  
BWC Factor = 0.16 dB  
Location: 3, -18, 4.4 mm

**T-Coil scan/General Scans 2 2/z (axial)\_mid chan\_2mm 8 x 8 2 2/ABM  
SNR(x,y,z) (5x5x1):**

Measurement grid: dx=10mm, dy=10mm  
Signal Type: Audio File (.wav) 48k\_voice\_1kHz\_1s.wav  
Output Gain: 35.28  
Measure Window Start: 300ms  
Measure Window Length: 1000ms  
BWC applied: 0.16 dB  
Device Reference Point: 0, 0, -6.3 mm

**Cursor:**

ABM1/ABM2 = 62.08 dB  
ABM1 comp = 20.16 dB A/m  
BWC Factor = 0.16 dB  
Location: 5, -18, 4.4 mm

**T-Coil scan/General Scans 2 2 2/z (axial)\_high chan\_2mm 8 x 8 2 2/ABM  
SNR(x,y,z) (5x5x1):**

Measurement grid: dx=10mm, dy=10mm  
Signal Type: Audio File (.wav) 48k\_voice\_1kHz\_1s.wav  
Output Gain: 35.28  
Measure Window Start: 300ms  
Measure Window Length: 1000ms  
BWC applied: 0.16 dB  
Device Reference Point: 0, 0, -6.3 mm

Author Data  
**Daoud Attayi**

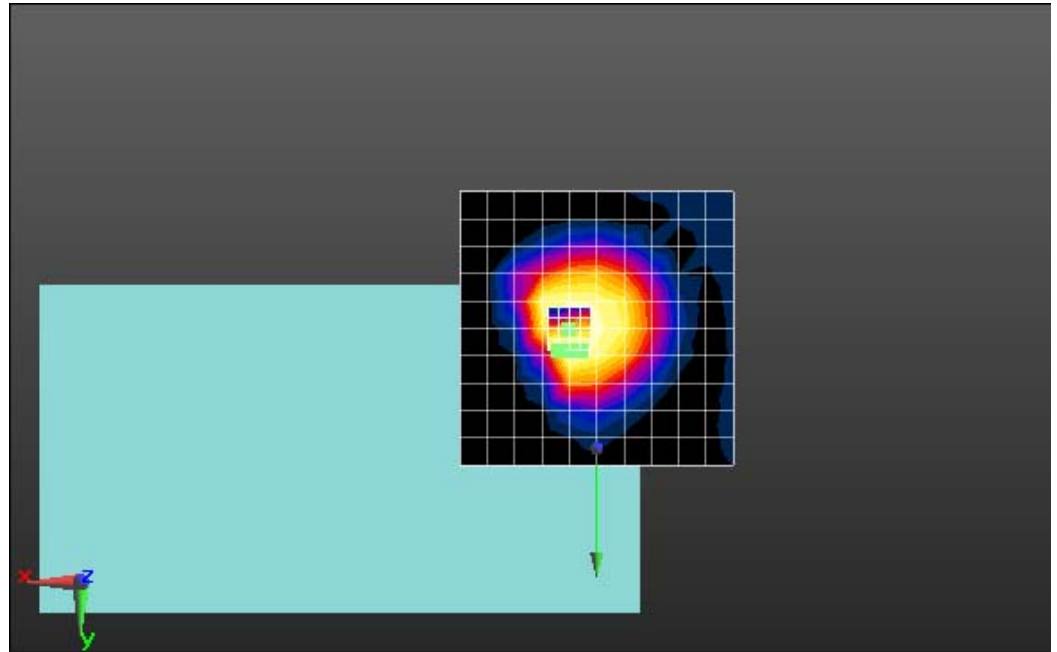
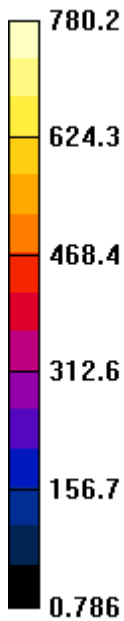
Dates of Test  
**June 19- July 06, Oct.  
01, 2012**


Report No  
**RTS-6012-1207-40B**

FCC ID  
**L6ARFF90LW  
L6ARFK120LW**

**Cursor:**

ABM1/ABM2 = 61.44 dB  
ABM1 comp = 18.46 dB A/m  
BWC Factor = 0.16 dB  
Location: 7, -18, 4.4 mm



	<b>Document</b> <b>Hearing Aid Compatibility Audio Band Magnetic (ABM) T-Coil</b> <b>Test Report for BlackBerry® Smartphone model RFF91LW,</b> <b>RFK121LW</b>		<b>Page</b> <b>48(99)</b>
	<b>Author Data</b> <b>Daoud Attayi</b>	<b>Dates of Test</b> <b>June 19- July 06, Oct.</b> <b>01, 2012</b>	<b>Report No</b> <b>RTS-6012-1207-40B</b>

Date/Time: 7/6/2012 12:55:08 PM

Test Laboratory: RIM Testing Services

### **HAC T-Coil\_UMTS\_Band\_V\_FR**

**DUT: BlackBerry; Type: Sample; Serial: 2A202C27**

Communication System: WCDMA FDD V; Frequency: 826.4 MHz, Frequency: 836.4 MHz, Frequency: 846.6 MHz

Medium parameters used:  $\sigma = 0$  mho/m,  $\epsilon_r = 1$ ;  $\rho = 0$  kg/m<sup>3</sup>

Phantom section: TCoil Section

Measurement Standard: DASYS (IEEE/IEC/ANSI C63.19-2007)

DASY Configuration:

- Probe: AM1DV3 - 3062; ; Calibrated: 1/12/2012
- Sensor-Surface: 0mm (Fix Surface), z = 3.0
- Electronics: DAE3 Sn473; Calibrated: 1/13/2012
- Phantom: HAC T-Coil Test Arch with AMCC; Type: SD HAC P01 BA
- DASYS2 52.8.0(692); SEMCAD X 14.6.4(4989)

### **T-Coil scan/General Scans 2/z (axial) wideband at best S/N/ABM Freq Resp(x,y,z,f) (1x1x1):**

Measurement grid: dx=10mm, dy=10mm

Signal Type: Audio File (.wav) 48k\_voice\_300-3000\_2s.wav

Output Gain: 69.12


Measure Window Start: 300ms

Measure Window Length: 2000ms

BWC applied: 10.80 dB

Device Reference Point: 0, 0, -6.3 mm



	<b>Document</b> <b>Hearing Aid Compatibility Audio Band Magnetic (ABM) T-Coil</b> <b>Test Report for BlackBerry® Smartphone model RFF91LW,</b> <b>RFK121LW</b>		<b>Page</b> <b>49(99)</b>
	<b>Author Data</b> <b>Daoud Attayi</b>	<b>Dates of Test</b> <b>June 19- July 06, Oct.</b> <b>01, 2012</b>	<b>Report No</b> <b>RTS-6012-1207-40B</b>

**Cursor:**

Diff = 1.58 dB

BWC Factor = 10.80 dB

Location: 5, -22, 3.7 mm

**T-Coil scan/General Scans 2 2/z (axial) wideband at best S/N/ABM Freq**

**Resp(x,y,z,f) (1x1x1):**

Measurement grid: dx=10mm, dy=10mm

Signal Type: Audio File (.wav) 48k\_voice\_300-3000\_2s.wav

Output Gain: 69.12

Measure Window Start: 300ms

Measure Window Length: 2000ms

BWC applied: 10.80 dB

Device Reference Point: 0, 0, -6.3 mm

**Cursor:**

Diff = 1.83 dB

BWC Factor = 10.80 dB

Location: 5, -22, 3.7 mm

**T-Coil scan/General Scans 2 2 2/z (axial) wideband at best S/N 2/ABM Freq**

**Resp(x,y,z,f) (1x1x1):**

Measurement grid: dx=10mm, dy=10mm

Signal Type: Audio File (.wav) 48k\_voice\_300-3000\_2s.wav

Output Gain: 69.12

Measure Window Start: 300ms

Measure Window Length: 2000ms

BWC applied: 10.80 dB

Device Reference Point: 0, 0, -6.3 mm

**Cursor:**

Diff = 1.63 dB

BWC Factor = 10.80 dB

Location: 5, -22, 3.7 mm



Document  
**Hearing Aid Compatibility Audio Band Magnetic (ABM) T-Coil  
Test Report for BlackBerry® Smartphone model RFF91LW,  
RFK121LW**

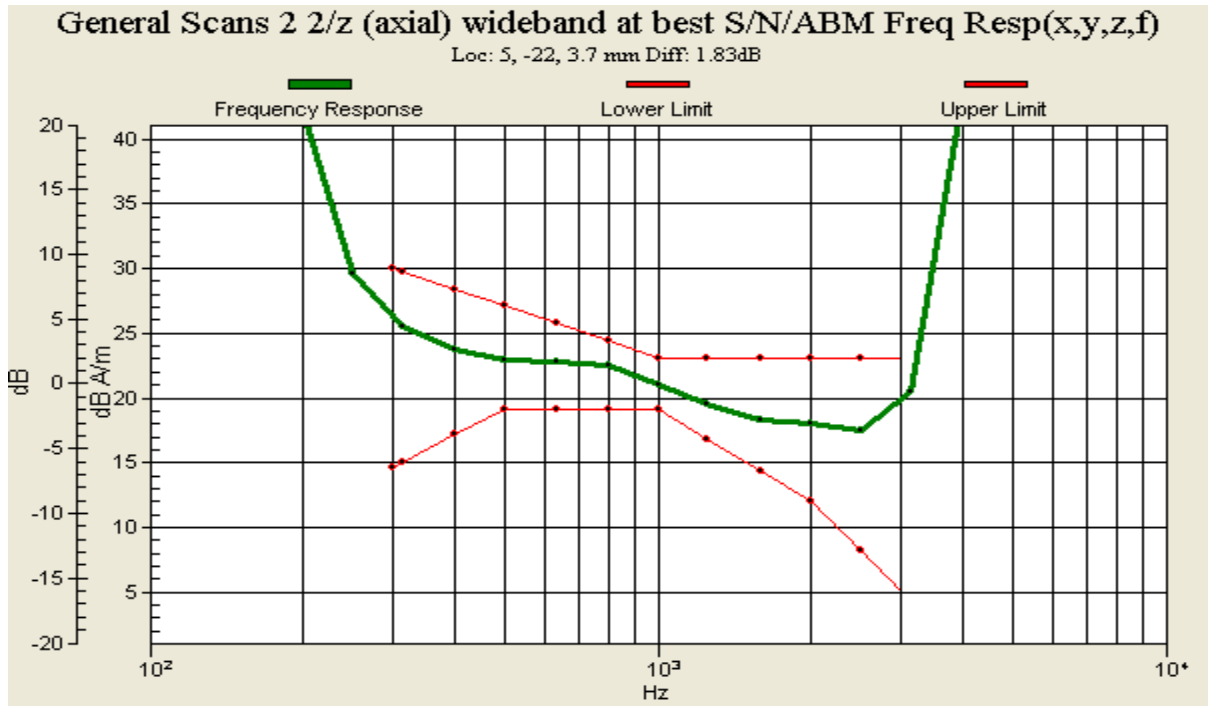
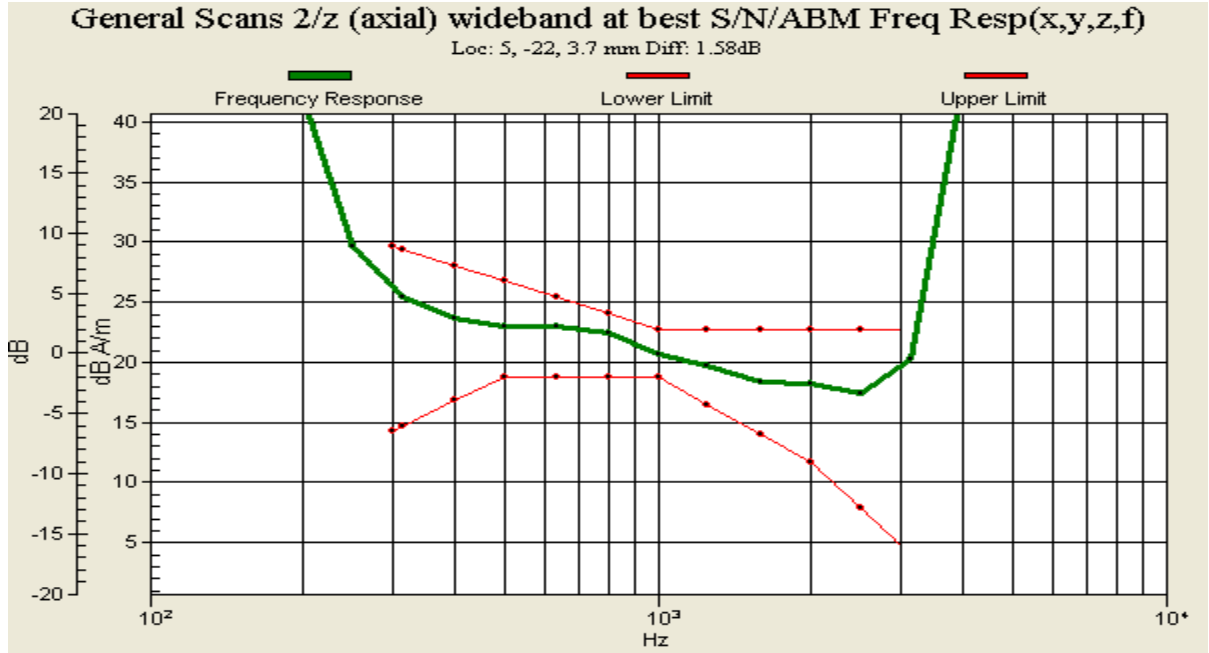
Page  
**50(99)**

Author Data  
**Daoud Attayi**

Dates of Test  
**June 19- July 06, Oct.  
01, 2012**

Report No  
**RTS-6012-1207-40B**

FCC ID  
**L6ARFF90LW  
L6ARFK120LW**





Document  
**Hearing Aid Compatibility Audio Band Magnetic (ABM) T-Coil  
Test Report for BlackBerry® Smartphone model RFF91LW,  
RFK121LW**

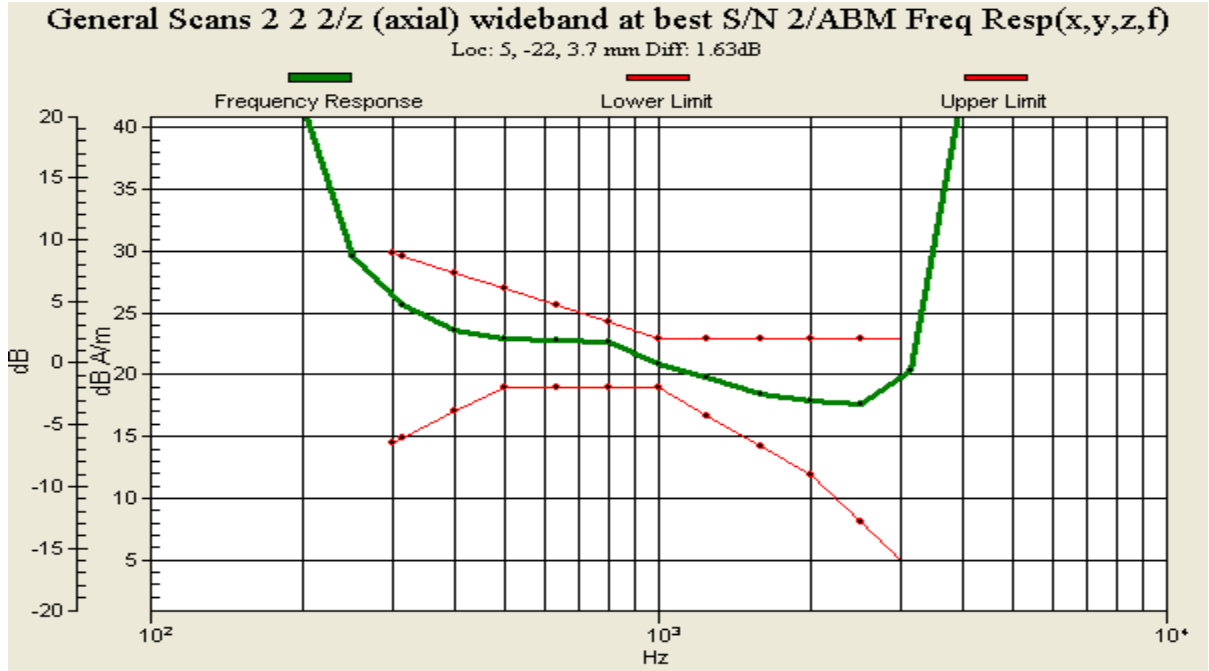
Page  
**51(99)**


Author Data  
**Daoud Attayi**

Dates of Test  
**June 19- July 06, Oct.  
01, 2012**

Report No  
**RTS-6012-1207-40B**

FCC ID  
**L6ARFF90LW  
L6ARFK120LW**



	<b>Document</b> <b>Hearing Aid Compatibility Audio Band Magnetic (ABM) T-Coil</b> <b>Test Report for BlackBerry® Smartphone model RFF91LW,</b> <b>RFK121LW</b>		<b>Page</b> <b>52(99)</b>
	<b>Author Data</b> <b>Daoud Attayi</b>	<b>Dates of Test</b> <b>June 19- July 06, Oct.</b> <b>01, 2012</b>	<b>Report No</b> <b>RTS-6012-1207-40B</b>

Date/Time: 6/27/2012 1:03:37 PM

Test Laboratory: RIM Testing Services

### **HAC T-Coil\_UMTS\_Band\_V\_Radial\_L**

**DUT: BlackBerry; Type: Sample; Serial: 2A202C27**

Communication System: WCDMA FDD V; Frequency: 826.4 MHz, Frequency: 836.4 MHz, Frequency: 846.6 MHz

Medium parameters used:  $\sigma = 0$  mho/m,  $\epsilon_r = 1$ ;  $\rho = 0$  kg/m<sup>3</sup>

Phantom section: TCoil Section

Measurement Standard: DASYS (IEEE/IEC/ANSI C63.19-2007)

DASY Configuration:

- Probe: AM1DV3 - 3062; ; Calibrated: 1/12/2012
- Sensor-Surface: 0mm (Fix Surface), z = 3.0
- Electronics: DAE3 Sn473; Calibrated: 1/13/2012
- Phantom: HAC T-Coil Test Arch with AMCC; Type: SD HAC P01 BA
- DASYS2 52.8.0(692); SEMCAD X 14.6.4(4989)

### **T-Coil scan/General Scans 2/x (longitudinal) 5.0mm 50 x 50/ABM SNR(x,y,z) (11x11x1):**

Measurement grid: dx=10mm, dy=10mm

Signal Type: Audio File (.wav) 48k\_voice\_1kHz\_1s.wav


Output Gain: 35.28

Measure Window Start: 300ms

Measure Window Length: 1000ms

BWC applied: 0.16 dB

Device Reference Point: 0, 0, -6.3 mm

	<b>Document</b> <b>Hearing Aid Compatibility Audio Band Magnetic (ABM) T-Coil</b> <b>Test Report for BlackBerry® Smartphone model RFF91LW,</b> <b>RFK121LW</b>		<b>Page</b> <b>53(99)</b>
	<b>Author Data</b> <b>Daoud Attayi</b>	<b>Dates of Test</b> <b>June 19- July 06, Oct.</b> <b>01, 2012</b>	<b>Report No</b> <b>RTS-6012-1207-40B</b>

**T-Coil scan/General Scans 2/x (longitudinal)\_low chan\_2mm 8 x 8 2 2/ABM SNR(x,y,z) (5x5x1):**

Measurement grid: dx=10mm, dy=10mm  
Signal Type: Audio File (.wav) 48k\_voice\_1kHz\_1s.wav  
Output Gain: 35.28  
Measure Window Start: 300ms  
Measure Window Length: 1000ms  
BWC applied: 0.16 dB  
Device Reference Point: 0, 0, -6.3 mm

**Cursor:**

ABM1/ABM2 = 60.51 dB  
ABM1 comp = 11.96 dB A/m  
BWC Factor = 0.16 dB  
Location: -11, -23, 4.4 mm

**T-Coil scan/General Scans 2 2/x (longitudinal)\_mid chan\_2mm 8 x 8 2 2/ABM SNR(x,y,z) (5x5x1):**

Measurement grid: dx=10mm, dy=10mm  
Signal Type: Audio File (.wav) 48k\_voice\_1kHz\_1s.wav  
Output Gain: 35.28  
Measure Window Start: 300ms  
Measure Window Length: 1000ms  
BWC applied: 0.16 dB  
Device Reference Point: 0, 0, -6.3 mm

**Cursor:**

ABM1/ABM2 = 59.86 dB  
ABM1 comp = 11.74 dB A/m  
BWC Factor = 0.16 dB  
Location: -11, -23, 4.4 mm

**T-Coil scan/General Scans 2 2 2/x (longitudinal)\_high chan\_2mm 8 x 8 2 2/ABM SNR(x,y,z) (5x5x1):**

Measurement grid: dx=10mm, dy=10mm  
Signal Type: Audio File (.wav) 48k\_voice\_1kHz\_1s.wav  
Output Gain: 35.28  
Measure Window Start: 300ms  
Measure Window Length: 1000ms  
BWC applied: 0.16 dB  
Device Reference Point: 0, 0, -6.3 mm

Author Data  
**Daoud Attayi**

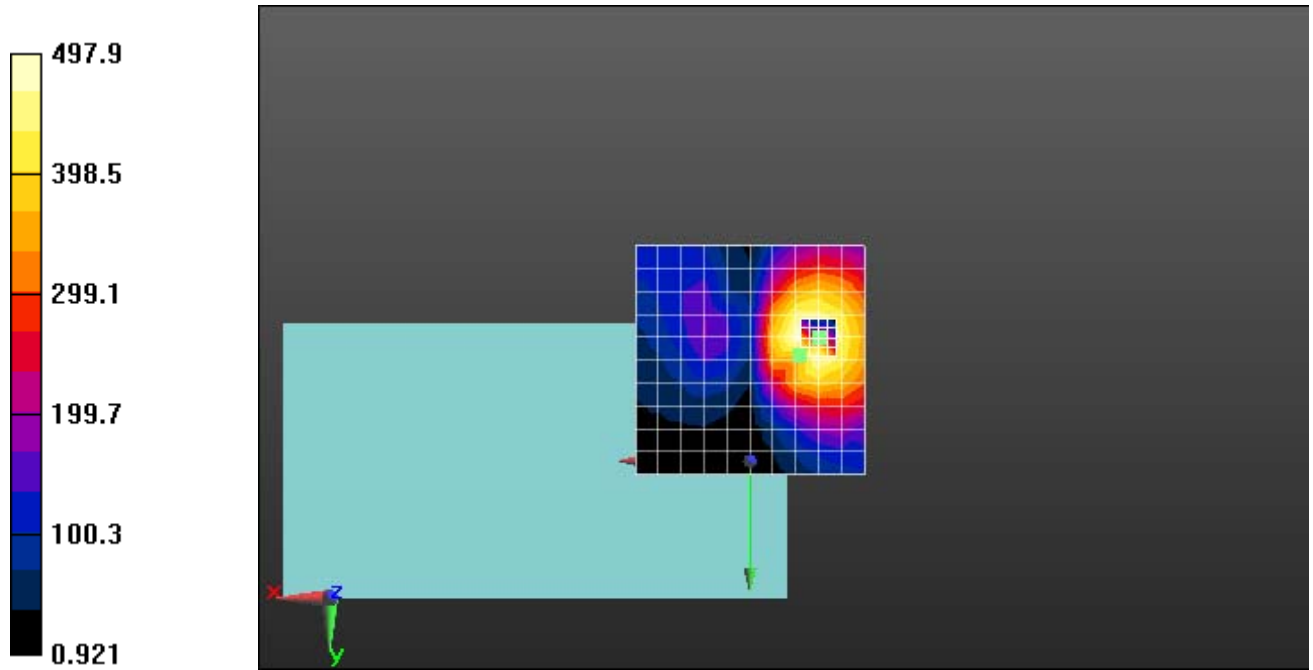
Dates of Test  
**June 19- July 06, Oct.  
01, 2012**


Report No  
**RTS-6012-1207-40B**

FCC ID  
**L6ARFF90LW  
L6ARFK120LW**

**Cursor:**

ABM1/ABM2 = 58.41 dB  
ABM1 comp = 11.65 dB A/m  
BWC Factor = 0.16 dB  
Location: -11, -23, 4.4 mm



	<b>Document</b> <b>Hearing Aid Compatibility Audio Band Magnetic (ABM) T-Coil</b> <b>Test Report for BlackBerry® Smartphone model RFF91LW,</b> <b>RFK121LW</b>		<b>Page</b> <b>55(99)</b>
	<b>Author Data</b> <b>Daoud Attayi</b>	<b>Dates of Test</b> <b>June 19- July 06, Oct.</b> <b>01, 2012</b>	<b>Report No</b> <b>RTS-6012-1207-40B</b>

Date/Time: 6/27/2012 1:17:20 PM

Test Laboratory: RIM Testing Services

### **HAC T-Coil\_UMTS\_Band\_V\_Radial\_T**

**DUT: BlackBerry; Type: Sample; Serial: 2A202C27**

Communication System: WCDMA FDD V; Frequency: 826.4 MHz, Frequency: 836.4 MHz, Frequency: 846.6 MHz

Medium parameters used:  $\sigma = 0$  mho/m,  $\epsilon_r = 1$ ;  $\rho = 0$  kg/m<sup>3</sup>

Phantom section: TCoil Section

Measurement Standard: DASYS (IEEE/IEC/ANSI C63.19-2007)

DASY Configuration:

- Probe: AM1DV3 - 3062; ; Calibrated: 1/12/2012
- Sensor-Surface: 0mm (Fix Surface), z = 3.0
- Electronics: DAE3 Sn473; Calibrated: 1/13/2012
- Phantom: HAC T-Coil Test Arch with AMCC; Type: SD HAC P01 BA
- DASYS 52.8.0(692); SEMCAD X 14.6.4(4989)

### **T-Coil scan/General Scans 2/y (transversal) 5.0mm 50 x 50/ABM SNR(x,y,z) (11x11x1):**

Measurement grid: dx=10mm, dy=10mm

Signal Type: Audio File (.wav) 48k\_voice\_1kHz\_1s.wav


Output Gain: 35.28

Measure Window Start: 300ms

Measure Window Length: 1000ms

BWC applied: 0.16 dB

Device Reference Point: 0, 0, -6.3 mm

	<b>Document</b> <b>Hearing Aid Compatibility Audio Band Magnetic (ABM) T-Coil</b> <b>Test Report for BlackBerry® Smartphone model RFF91LW,</b> <b>RFK121LW</b>		<b>Page</b> <b>56(99)</b>
	<b>Author Data</b> <b>Daoud Attayi</b>	<b>Dates of Test</b> <b>June 19- July 06, Oct.</b> <b>01, 2012</b>	<b>Report No</b> <b>RTS-6012-1207-40B</b>

**T-Coil scan/General Scans 2/y (transversal)\_low chan\_2mm 8 x 8 2 2/ABM SNR(x,y,z) (5x5x1):**

Measurement grid: dx=10mm, dy=10mm  
Signal Type: Audio File (.wav) 48k\_voice\_1kHz\_1s.wav  
Output Gain: 35.28  
Measure Window Start: 300ms  
Measure Window Length: 1000ms  
BWC applied: 0.16 dB  
Device Reference Point: 0, 0, -6.3 mm

**Cursor:**

ABM1/ABM2 = 61.56 dB  
ABM1 comp = 15.23 dB A/m  
BWC Factor = 0.16 dB  
Location: -3, -7, 4.4 mm

**T-Coil scan/General Scans 2 2/y (transversal)\_mid chan\_2mm 8 x 8 2 2/ABM SNR(x,y,z) (5x5x1):**

Measurement grid: dx=10mm, dy=10mm  
Signal Type: Audio File (.wav) 48k\_voice\_1kHz\_1s.wav  
Output Gain: 35.28  
Measure Window Start: 300ms  
Measure Window Length: 1000ms  
BWC applied: 0.16 dB  
Device Reference Point: 0, 0, -6.3 mm

**Cursor:**

ABM1/ABM2 = 60.54 dB  
ABM1 comp = 13.65 dB A/m  
BWC Factor = 0.16 dB  
Location: -5, -7, 4.4 mm

**T-Coil scan/General Scans 2 2 2/y (transversal)\_high chan\_2mm 8 x 8 2 2/ABM SNR(x,y,z) (5x5x1):**

Measurement grid: dx=10mm, dy=10mm  
Signal Type: Audio File (.wav) 48k\_voice\_1kHz\_1s.wav  
Output Gain: 35.28  
Measure Window Start: 300ms  
Measure Window Length: 1000ms  
BWC applied: 0.16 dB  
Device Reference Point: 0, 0, -6.3 mm



Author Data  
**Daoud Attayi**

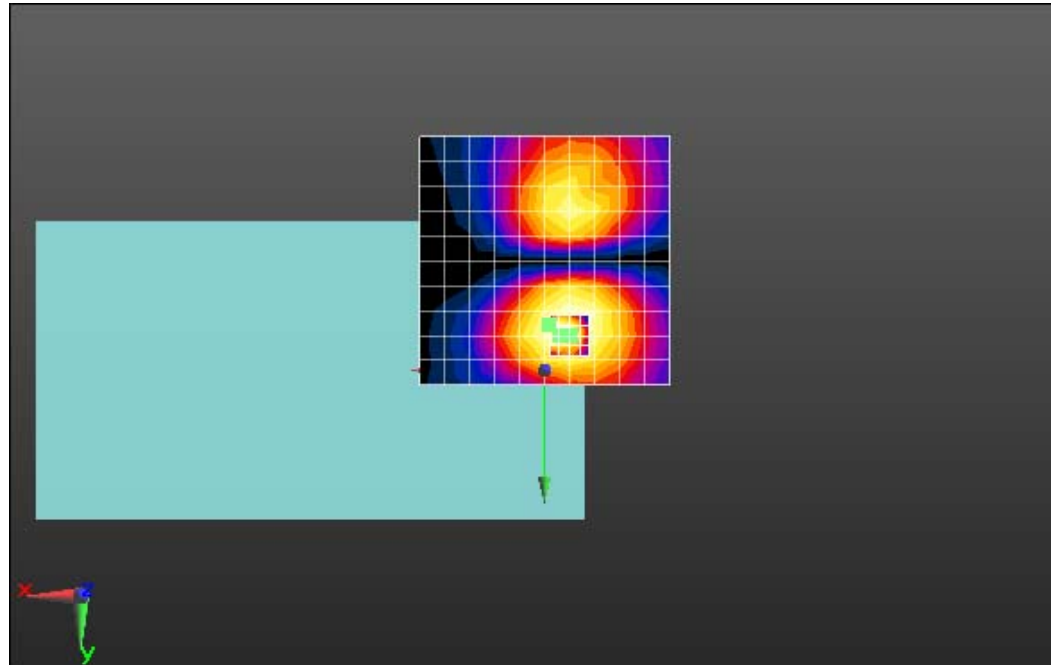
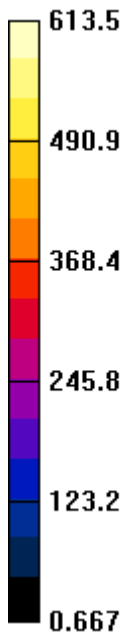
Dates of Test  
**June 19- July 06, Oct.  
01, 2012**


Report No  
**RTS-6012-1207-40B**

FCC ID  
**L6ARFF90LW  
L6ARFK120LW**

**Cursor:**

ABM1/ABM2 = 59.58 dB  
ABM1 comp = 16.21 dB A/m  
BWC Factor = 0.16 dB  
Location: -1, -9, 4.4 mm



	<b>Document</b> <b>Hearing Aid Compatibility Audio Band Magnetic (ABM) T-Coil</b> <b>Test Report for BlackBerry® Smartphone model RFF91LW,</b> <b>RFK121LW</b>		<b>Page</b> <b>58(99)</b>
	<b>Author Data</b> <b>Daoud Attayi</b>	<b>Dates of Test</b> <b>June 19- July 06, Oct.</b> <b>01, 2012</b>	<b>Report No</b> <b>RTS-6012-1207-40B</b>

Date/Time: 6/27/2012 1:59:09 PM

Test Laboratory: RIM Testing Services

### **HAC T-Coil\_UMTS\_Band\_II\_Axial**

**DUT: BlackBerry; Type: Sample; Serial: 2A202C27**

Communication System: WCDMA FDD II; Frequency: 1852.4 MHz, Frequency: 1880 MHz, Frequency: 1907.6 MHz

Medium parameters used:  $\sigma = 0$  mho/m,  $\epsilon_r = 1$ ;  $\rho = 0$  kg/m<sup>3</sup>

Phantom section: TCoil Section

Measurement Standard: DASYS (IEEE/IEC/ANSI C63.19-2007)

DASY Configuration:

- Probe: AM1DV3 - 3062; ; Calibrated: 1/12/2012
- Sensor-Surface: 0mm (Fix Surface), z = 3.0
- Electronics: DAE3 Sn473; Calibrated: 1/13/2012
- Phantom: HAC T-Coil Test Arch with AMCC; Type: SD HAC P01 BA
- DASYS 52.8.0(692); SEMCAD X 14.6.4(4989)

### **T-Coil scan/General Scans 2/z (axial) 5.0mm 50 x 50/ABM SNR(x,y,z) (11x11x1):**

Measurement grid: dx=10mm, dy=10mm

Signal Type: Audio File (.wav) 48k\_voice\_1kHz\_1s.wav


Output Gain: 35.28

Measure Window Start: 300ms

Measure Window Length: 1000ms

BWC applied: 0.16 dB

Device Reference Point: 0, 0, -6.3 mm

	<b>Document</b> <b>Hearing Aid Compatibility Audio Band Magnetic (ABM) T-Coil</b> <b>Test Report for BlackBerry® Smartphone model RFF91LW,</b> <b>RFK121LW</b>		<b>Page</b> <b>59(99)</b>
	<b>Author Data</b> <b>Daoud Attayi</b>	<b>Dates of Test</b> <b>June 19- July 06, Oct.</b> <b>01, 2012</b>	<b>Report No</b> <b>RTS-6012-1207-40B</b>

**T-Coil scan/General Scans 2/z (axial)\_low chan\_ 2mm 8 x 8 3 2/ABM**  
**SNR(x,y,z) (5x5x1):**

Measurement grid: dx=10mm, dy=10mm  
Signal Type: Audio File (.wav) 48k\_voice\_1kHz\_1s.wav  
Output Gain: 35.28  
Measure Window Start: 300ms  
Measure Window Length: 1000ms  
BWC applied: 0.16 dB  
Device Reference Point: 0, 0, -6.3 mm

**Cursor:**

ABM1/ABM2 = 60.30 dB  
ABM1 comp = 18.47 dB A/m  
BWC Factor = 0.16 dB  
Location: 7, -18, 4.4 mm

**T-Coil scan/General Scans 2 2/z (axial)\_mid chan\_2mm 8 x 8 2 2/ABM**  
**SNR(x,y,z) (5x5x1):**

Measurement grid: dx=10mm, dy=10mm  
Signal Type: Audio File (.wav) 48k\_voice\_1kHz\_1s.wav  
Output Gain: 35.28  
Measure Window Start: 300ms  
Measure Window Length: 1000ms  
BWC applied: 0.16 dB  
Device Reference Point: 0, 0, -6.3 mm

**Cursor:**

ABM1/ABM2 = 59.52 dB  
ABM1 comp = 20.94 dB A/m  
BWC Factor = 0.16 dB  
Location: 3, -18, 4.4 mm

**T-Coil scan/General Scans 2 2 2/z (axial)\_high chan\_ 2mm 8 x 8 2 2/ABM**  
**SNR(x,y,z) (5x5x1):**

Measurement grid: dx=10mm, dy=10mm  
Signal Type: Audio File (.wav) 48k\_voice\_1kHz\_1s.wav  
Output Gain: 35.28  
Measure Window Start: 300ms  
Measure Window Length: 1000ms  
BWC applied: 0.16 dB  
Device Reference Point: 0, 0, -6.3 mm

Author Data  
**Daoud Attayi**

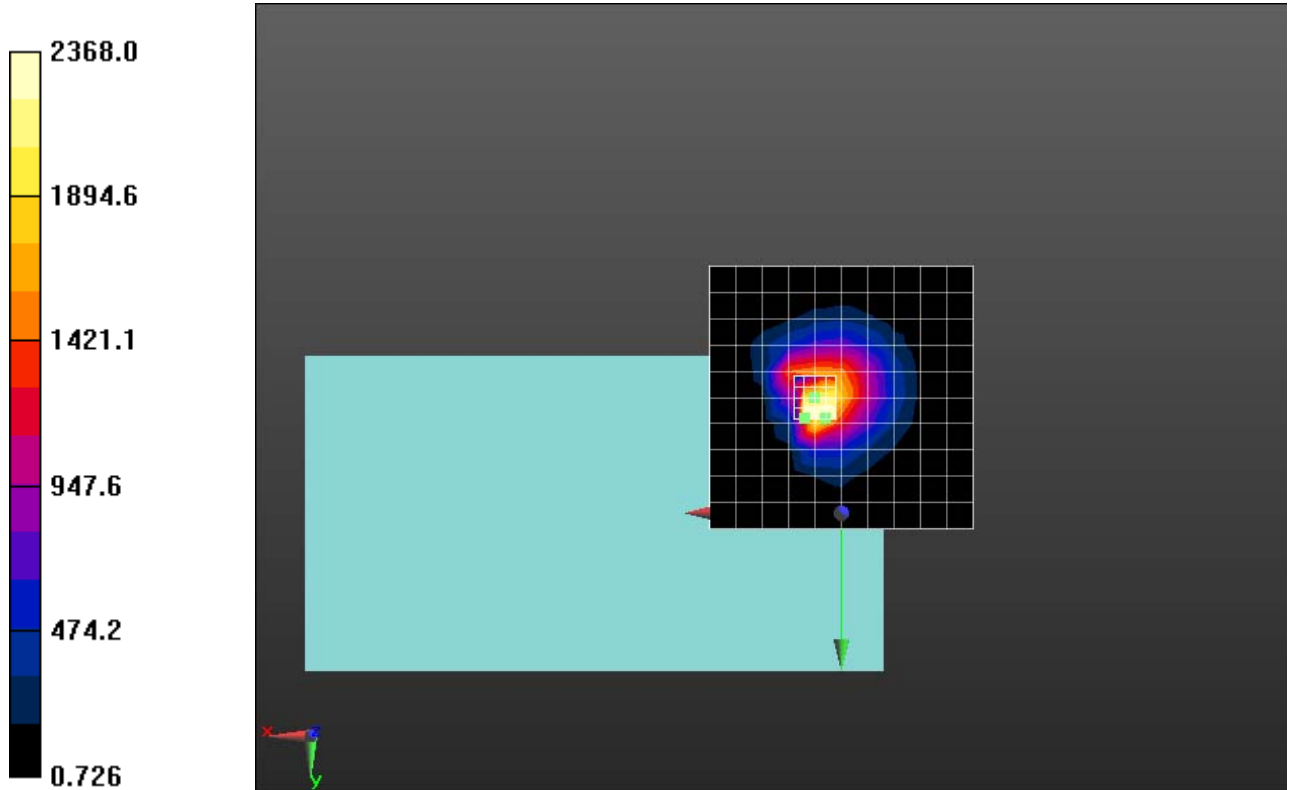
Dates of Test  
**June 19- July 06, Oct.  
01, 2012**


Report No  
**RTS-6012-1207-40B**

FCC ID  
**L6ARFF90LW  
L6ARFK120LW**

**Cursor:**

ABM1/ABM2 = 59.08 dB  
ABM1 comp = 18.34 dB A/m  
BWC Factor = 0.16 dB  
Location: 7, -18, 4.4 mm



	<b>Document</b> <b>Hearing Aid Compatibility Audio Band Magnetic (ABM) T-Coil</b> <b>Test Report for BlackBerry® Smartphone model RFF91LW,</b> <b>RFK121LW</b>		<b>Page</b> <b>61(99)</b>
	<b>Author Data</b> <b>Daoud Attayi</b>	<b>Dates of Test</b> <b>June 19- July 06, Oct.</b> <b>01, 2012</b>	<b>Report No</b> <b>RTS-6012-1207-40B</b>

Date/Time: 7/6/2012 12:59:19 PM

Test Laboratory: RIM Testing Services

## HAC T-Coil\_UMTS\_Band\_II\_FR

**DUT: BlackBerry; Type: Sample; Serial: 2A202C27**

Communication System: WCDMA FDD II; Frequency: 1852.4 MHz, Frequency: 1880 MHz, Frequency: 1907.6 MHz

Medium parameters used:  $\sigma = 0$  mho/m,  $\epsilon_r = 1$ ;  $\rho = 0$  kg/m<sup>3</sup>

Phantom section: TCoil Section

Measurement Standard: DASYS (IEEE/IEC/ANSI C63.19-2007)

DASY Configuration:

- Probe: AM1DV3 - 3062; ; Calibrated: 1/12/2012
- Sensor-Surface: 0mm (Fix Surface), z = 3.0
- Electronics: DAE3 Sn473; Calibrated: 1/13/2012
- Phantom: HAC T-Coil Test Arch with AMCC; Type: SD HAC P01 BA
- DASYS2 52.8.0(692); SEMCAD X 14.6.4(4989)

## T-Coil scan/General Scans 2/z (axial) wideband at best S/N/ABM Freq Resp(x,y,z,f) (1x1x1):

Measurement grid: dx=10mm, dy=10mm

Signal Type: Audio File (.wav) 48k\_voice\_300-3000\_2s.wav


Output Gain: 69.12

Measure Window Start: 300ms

Measure Window Length: 2000ms

BWC applied: 10.80 dB

Device Reference Point: 0, 0, -6.3 mm

	<b>Document</b> <b>Hearing Aid Compatibility Audio Band Magnetic (ABM) T-Coil</b> <b>Test Report for BlackBerry® Smartphone model RFF91LW,</b> <b>RFK121LW</b>		<b>Page</b> <b>62(99)</b>
	<b>Author Data</b> <b>Daoud Attayi</b>	<b>Dates of Test</b> <b>June 19- July 06, Oct.</b> <b>01, 2012</b>	<b>Report No</b> <b>RTS-6012-1207-40B</b>

**Cursor:**

Diff = 1.74 dB

BWC Factor = 10.80 dB

Location: 5, -22, 3.7 mm

**T-Coil scan/General Scans 2 2/z (axial) wideband at best S/N/ABM Freq**

**Resp(x,y,z,f) (1x1x1):**

Measurement grid: dx=10mm, dy=10mm

Signal Type: Audio File (.wav) 48k\_voice\_300-3000\_2s.wav

Output Gain: 69.12

Measure Window Start: 300ms

Measure Window Length: 2000ms

BWC applied: 10.81 dB

Device Reference Point: 0, 0, -6.3 mm

**Cursor:**

Diff = 1.48 dB

BWC Factor = 10.81 dB

Location: 5, -22, 3.7 mm

**T-Coil scan/General Scans 2 2 2/z (axial) wideband at best S/N 2/ABM Freq**

**Resp(x,y,z,f) (1x1x1):**

Measurement grid: dx=10mm, dy=10mm

Signal Type: Audio File (.wav) 48k\_voice\_300-3000\_2s.wav

Output Gain: 69.12

Measure Window Start: 2000ms

Measure Window Length: 4000ms

BWC applied: 10.80 dB

Device Reference Point: 0, 0, -6.3 mm



Document  
**Hearing Aid Compatibility Audio Band Magnetic (ABM) T-Coil  
Test Report for BlackBerry® Smartphone model RFF91LW,  
RFK121LW**

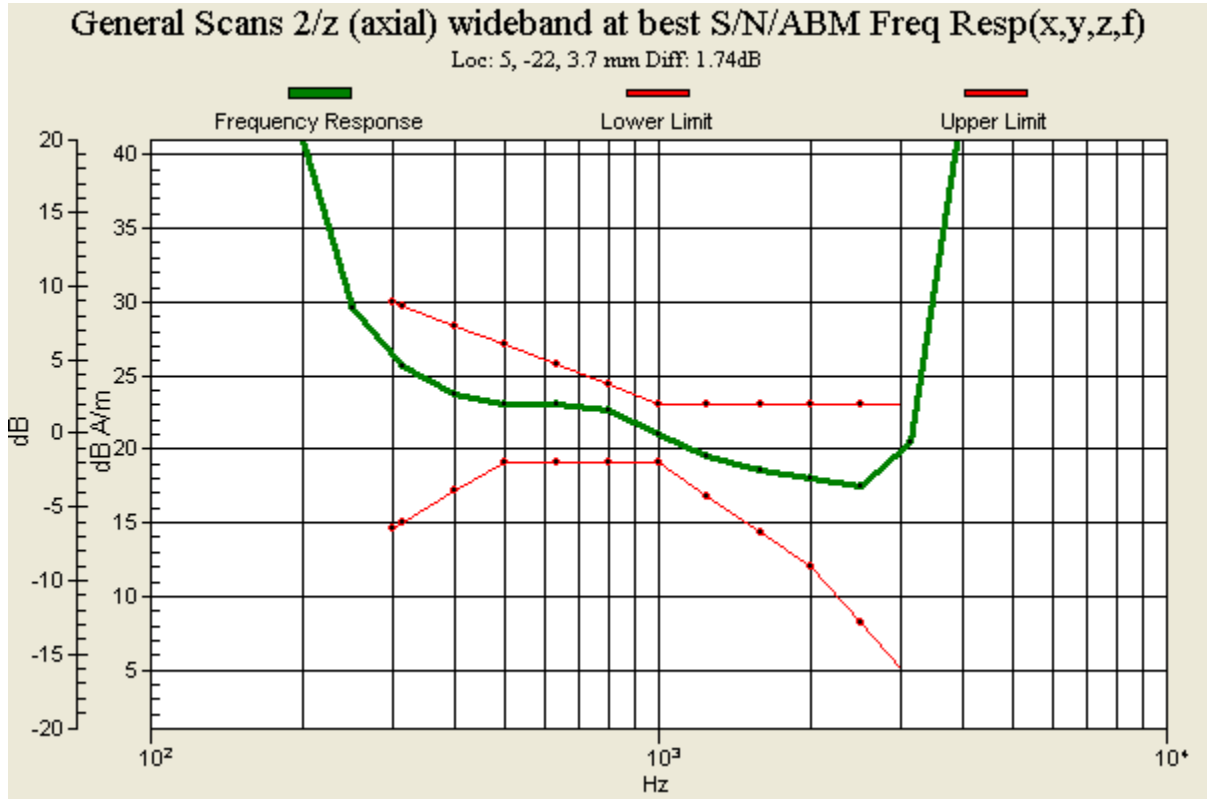
Page  
**63(99)**

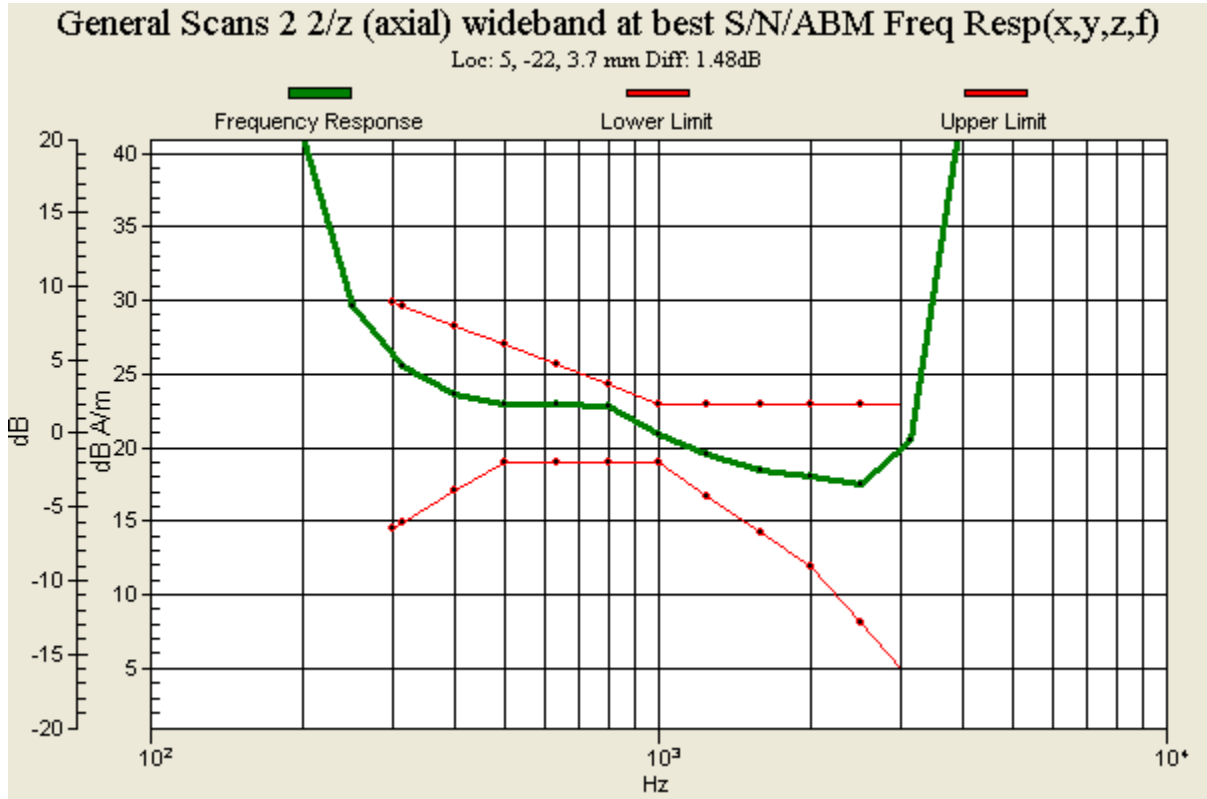
Author Data  
**Daoud Attayi**

Dates of Test  
**June 19- July 06, Oct.  
01, 2012**

Report No  
**RTS-6012-1207-40B**

FCC ID  
**L6ARFF90LW  
L6ARFK120LW**









Document  
**Hearing Aid Compatibility Audio Band Magnetic (ABM) T-Coil  
Test Report for BlackBerry® Smartphone model RFF91LW,  
RFK121LW**

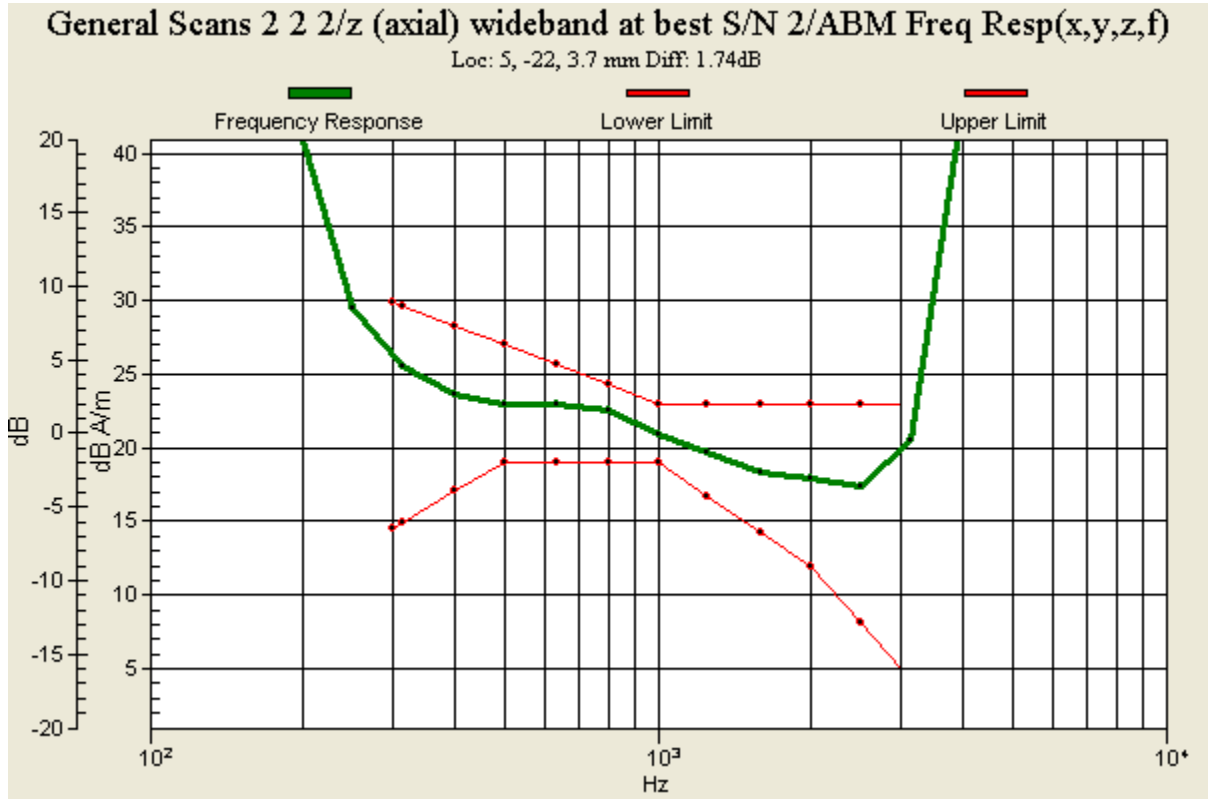
Page  
**65(99)**


Author Data  
**Daoud Attayi**

Dates of Test  
**June 19- July 06, Oct.  
01, 2012**

Report No  
**RTS-6012-1207-40B**

FCC ID  
**L6ARFF90LW  
L6ARFK120LW**



	<b>Document</b> <b>Hearing Aid Compatibility Audio Band Magnetic (ABM) T-Coil</b> <b>Test Report for BlackBerry® Smartphone model RFF91LW,</b> <b>RFK121LW</b>		<b>Page</b> <b>66(99)</b>
	<b>Author Data</b> <b>Daoud Attayi</b>	<b>Dates of Test</b> <b>June 19- July 06, Oct.</b> <b>01, 2012</b>	<b>Report No</b> <b>RTS-6012-1207-40B</b>

Date/Time: 6/27/2012 2:12:34 PM

Test Laboratory: RIM Testing Services

### **HAC T-Coil\_UMTS\_Band\_II\_Radial\_L**

**DUT: BlackBerry; Type: Sample; Serial: 2A202C27**

Communication System: WCDMA FDD II; Frequency: 1852.4 MHz, Frequency: 1880 MHz, Frequency: 1907.6 MHz

Medium parameters used:  $\sigma = 0$  mho/m,  $\epsilon_r = 1$ ;  $\rho = 0$  kg/m<sup>3</sup>

Phantom section: TCoil Section

Measurement Standard: DASYS (IEEE/IEC/ANSI C63.19-2007)

DASY Configuration:

- Probe: AM1DV3 - 3062; ; Calibrated: 1/12/2012
- Sensor-Surface: 0mm (Fix Surface),  $z = 3.0$
- Electronics: DAE3 Sn473; Calibrated: 1/13/2012
- Phantom: HAC T-Coil Test Arch with AMCC; Type: SD HAC P01 BA
- DASYS2 52.8.0(692); SEMCAD X 14.6.4(4989)

### **T-Coil scan/General Scans 2/x (longitudinal) 5.0mm 50 x 50/ABM SNR(x,y,z) (11x11x1):**

Measurement grid: dx=10mm, dy=10mm

Signal Type: Audio File (.wav) 48k\_voice\_1kHz\_1s.wav


Output Gain: 35.28

Measure Window Start: 300ms

Measure Window Length: 1000ms

BWC applied: 0.16 dB

Device Reference Point: 0, 0, -6.3 mm

	<b>Document</b> <b>Hearing Aid Compatibility Audio Band Magnetic (ABM) T-Coil</b> <b>Test Report for BlackBerry® Smartphone model RFF91LW,</b> <b>RFK121LW</b>		<b>Page</b> <b>67(99)</b>
	<b>Author Data</b> <b>Daoud Attayi</b>	<b>Dates of Test</b> <b>June 19- July 06, Oct.</b> <b>01, 2012</b>	<b>Report No</b> <b>RTS-6012-1207-40B</b>

**T-Coil scan/General Scans 2/x (longitudinal)\_low chan\_2mm 8 x 8 2 2/ABM SNR(x,y,z) (5x5x1):**

Measurement grid: dx=10mm, dy=10mm  
Signal Type: Audio File (.wav) 48k\_voice\_1kHz\_1s.wav  
Output Gain: 35.28  
Measure Window Start: 300ms  
Measure Window Length: 1000ms  
BWC applied: 0.16 dB  
Device Reference Point: 0, 0, -6.3 mm

**Cursor:**

ABM1/ABM2 = 58.83 dB  
ABM1 comp = 13.56 dB A/m  
BWC Factor = 0.16 dB  
Location: -8, -23, 4.4 mm

**T-Coil scan/General Scans 2 2/x (longitudinal)\_mid chan\_ 2mm 8 x 8 2 2/ABM SNR(x,y,z) (5x5x1):**

Measurement grid: dx=10mm, dy=10mm  
Signal Type: Audio File (.wav) 48k\_voice\_1kHz\_1s.wav  
Output Gain: 35.28  
Measure Window Start: 300ms  
Measure Window Length: 1000ms  
BWC applied: 0.16 dB  
Device Reference Point: 0, 0, -6.3 mm

**Cursor:**

ABM1/ABM2 = 58.19 dB  
ABM1 comp = 13.47 dB A/m  
BWC Factor = 0.16 dB  
Location: -8, -23, 4.4 mm

**T-Coil scan/General Scans 2 2 2/x (longitudinal)\_high chan\_2mm 8 x 8 2 2/ABM SNR(x,y,z) (5x5x1):**

Measurement grid: dx=10mm, dy=10mm  
Signal Type: Audio File (.wav) 48k\_voice\_1kHz\_1s.wav  
Output Gain: 35.28  
Measure Window Start: 300ms  
Measure Window Length: 1000ms  
BWC applied: 0.16 dB  
Device Reference Point: 0, 0, -6.3 mm

Author Data  
**Daoud Attayi**

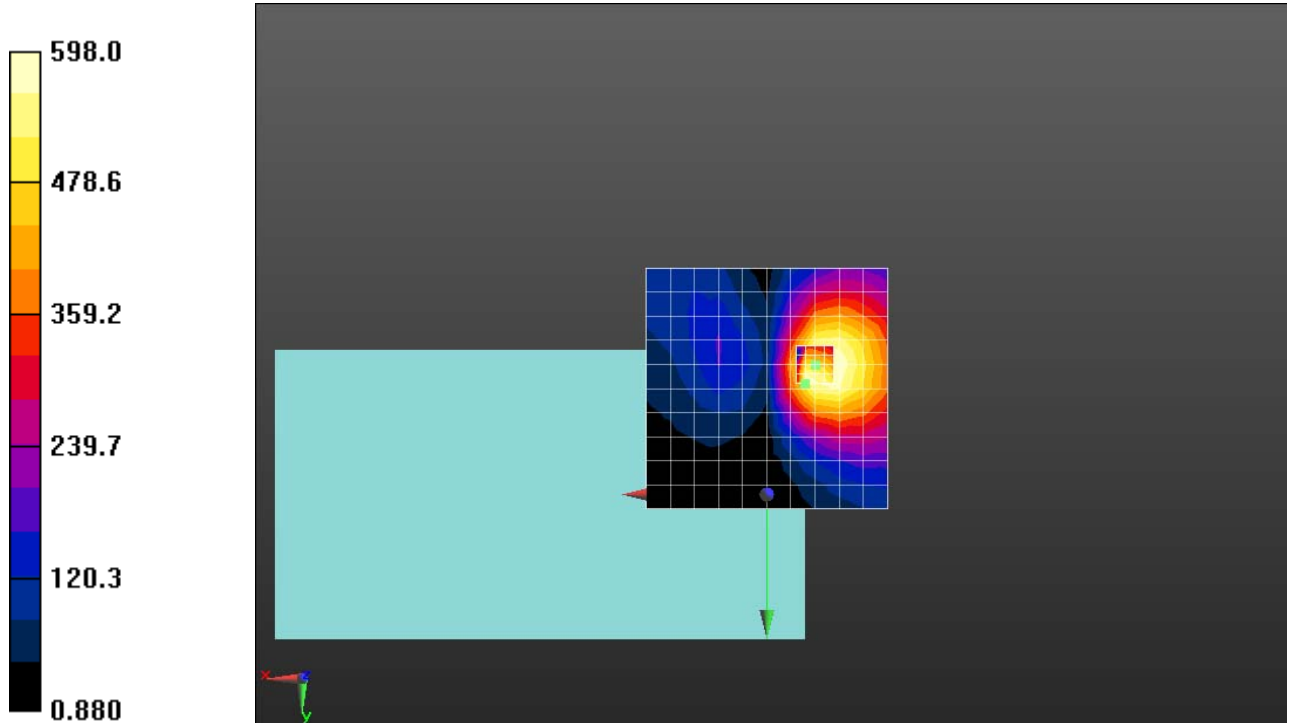
Dates of Test  
**June 19- July 06, Oct.  
01, 2012**


Report No  
**RTS-6012-1207-40B**

FCC ID  
**L6ARFF90LW  
L6ARFK120LW**

**Cursor:**

ABM1/ABM2 = 57.76 dB  
ABM1 comp = 13.42 dB A/m  
BWC Factor = 0.16 dB  
Location: -8, -23, 4.4 mm



	<b>Document</b> <b>Hearing Aid Compatibility Audio Band Magnetic (ABM) T-Coil</b> <b>Test Report for BlackBerry® Smartphone model RFF91LW,</b> <b>RFK121LW</b>		<b>Page</b> <b>69(99)</b>
	<b>Author Data</b> <b>Daoud Attayi</b>	<b>Dates of Test</b> <b>June 19- July 06, Oct.</b> <b>01, 2012</b>	<b>Report No</b> <b>RTS-6012-1207-40B</b>

Date/Time: 6/27/2012 2:26:02 PM

Test Laboratory: RIM Testing Services

### **HAC T-Coil\_UMTS\_Band\_II\_Radial\_T**

**DUT: BlackBerry; Type: Sample; Serial: 2A202C27**

Communication System: WCDMA FDD II; Frequency: 1852.4 MHz, Frequency: 1880 MHz, Frequency: 1907.6 MHz

Medium parameters used:  $\sigma = 0$  mho/m,  $\epsilon_r = 1$ ;  $\rho = 0$  kg/m<sup>3</sup>

Phantom section: TCoil Section

Measurement Standard: DASYS (IEEE/IEC/ANSI C63.19-2007)

DASY Configuration:

- Probe: AM1DV3 - 3062; ; Calibrated: 1/12/2012
- Sensor-Surface: 0mm (Fix Surface), z = 3.0
- Electronics: DAE3 Sn473; Calibrated: 1/13/2012
- Phantom: HAC T-Coil Test Arch with AMCC; Type: SD HAC P01 BA
- DASYS 52.8.0(692); SEMCAD X 14.6.4(4989)

### **T-Coil scan/General Scans 2/y (transversal) 5.0mm 50 x 50/ABM SNR(x,y,z) (11x11x1):**

Measurement grid: dx=10mm, dy=10mm

Signal Type: Audio File (.wav) 48k\_voice\_1kHz\_1s.wav


Output Gain: 35.28

Measure Window Start: 300ms

Measure Window Length: 1000ms

BWC applied: 0.16 dB

Device Reference Point: 0, 0, -6.3 mm

	<b>Document</b> <b>Hearing Aid Compatibility Audio Band Magnetic (ABM) T-Coil</b> <b>Test Report for BlackBerry® Smartphone model RFF91LW,</b> <b>RFK121LW</b>		<b>Page</b> <b>70(99)</b>
	<b>Author Data</b> <b>Daoud Attayi</b>	<b>Dates of Test</b> <b>June 19- July 06, Oct.</b> <b>01, 2012</b>	<b>Report No</b> <b>RTS-6012-1207-40B</b>

**T-Coil scan/General Scans 2/y (transversal)\_low chan\_ 2mm 8 x 8 2 2/ABM SNR(x,y,z) (5x5x1):**

Measurement grid: dx=10mm, dy=10mm  
Signal Type: Audio File (.wav) 48k\_voice\_1kHz\_1s.wav  
Output Gain: 35.28  
Measure Window Start: 300ms  
Measure Window Length: 1000ms  
BWC applied: 0.16 dB  
Device Reference Point: 0, 0, -6.3 mm

**Cursor:**

ABM1/ABM2 = 58.75 dB  
ABM1 comp = 13.54 dB A/m  
BWC Factor = 0.16 dB  
Location: -5, -7, 4.4 mm

**T-Coil scan/General Scans 2 2/y (transversal)\_mid\_chan\_ 2mm 8 x 8 2 2/ABM SNR(x,y,z) (5x5x1):**

Measurement grid: dx=10mm, dy=10mm  
Signal Type: Audio File (.wav) 48k\_voice\_1kHz\_1s.wav  
Output Gain: 35.28  
Measure Window Start: 300ms  
Measure Window Length: 1000ms  
BWC applied: 0.16 dB  
Device Reference Point: 0, 0, -6.3 mm

**Cursor:**

ABM1/ABM2 = 58.34 dB  
ABM1 comp = 14.81 dB A/m  
BWC Factor = 0.16 dB  
Location: -3, -7, 4.4 mm

**T-Coil scan/General Scans 2 2 2/y (transversal)\_high\_chan\_ 2mm 8 x 8 2 2/ABM SNR(x,y,z) (5x5x1):**

Measurement grid: dx=10mm, dy=10mm  
Signal Type: Audio File (.wav) 48k\_voice\_1kHz\_1s.wav  
Output Gain: 35.28  
Measure Window Start: 300ms  
Measure Window Length: 1000ms  
BWC applied: 0.16 dB  
Device Reference Point: 0, 0, -6.3 mm

Author Data  
**Daoud Attayi**

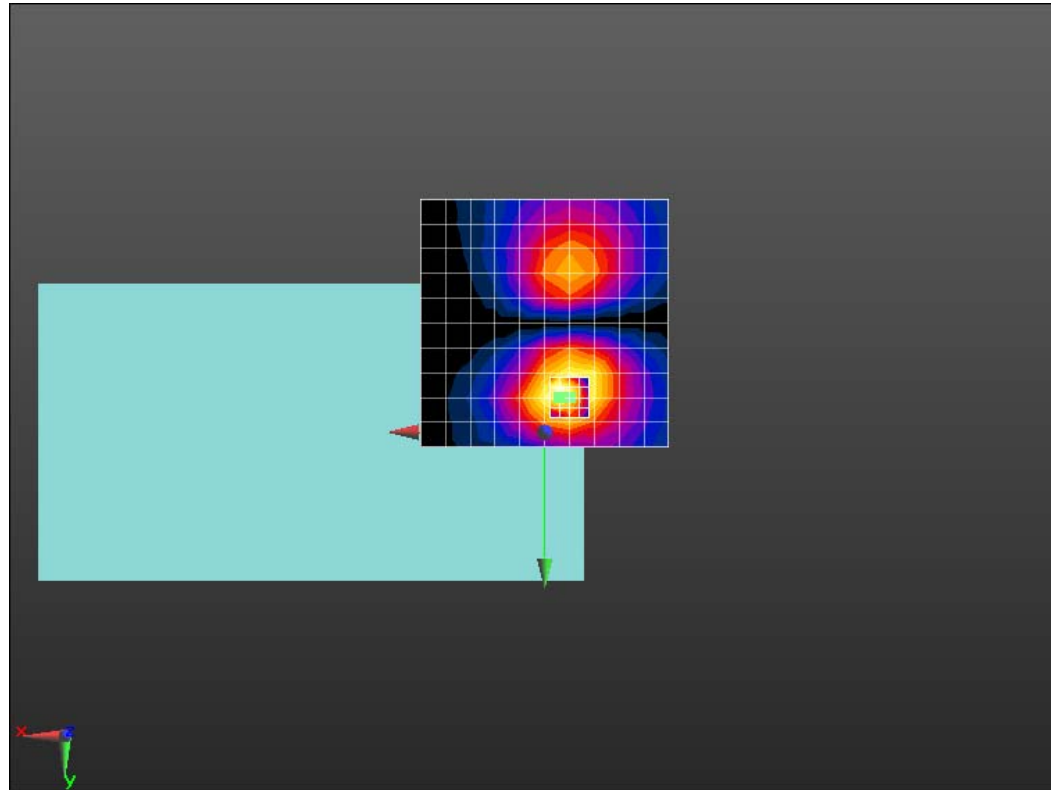
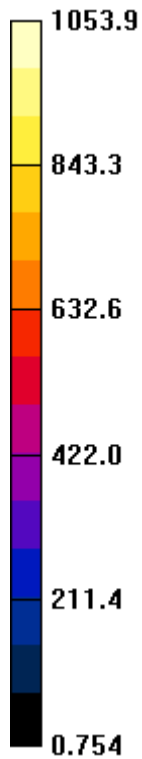
Dates of Test  
**June 19- July 06, Oct.  
01, 2012**


Report No  
**RTS-6012-1207-40B**

FCC ID  
**L6ARFF90LW  
L6ARFK120LW**

**Cursor:**

ABM1/ABM2 = 58.04 dB  
ABM1 comp = 14.74 dB A/m  
BWC Factor = 0.16 dB  
Location: -3, -7, 4.4 mm



	<b>Document</b> <b>Hearing Aid Compatibility Audio Band Magnetic (ABM) T-Coil</b> <b>Test Report for BlackBerry® Smartphone model RFF91LW,</b> <b>RFK121LW</b>		<b>Page</b> <b>72(99)</b>
	<b>Author Data</b> <b>Daoud Attayi</b>	<b>Dates of Test</b> <b>June 19- July 06, Oct.</b> <b>01, 2012</b>	<b>Report No</b> <b>RTS-6012-1207-40B</b>

Date/Time: 10/1/2012 10:41:00 AM

Test Laboratory: RIM Testing Services

### **HAC T-Coil\_UMTS\_Band\_IV\_Axial**

**DUT: BlackBerry; Type: Sample; Serial: 2A8C7031**

Communication System: WCDMA FDD IV; Frequency: 1712.4 MHz, Frequency: 1732.6 MHz, Frequency: 1752.6 MHz

Medium parameters used:  $\sigma = 0$  mho/m,  $\epsilon_r = 1$ ;  $\rho = 0$  kg/m<sup>3</sup>

Phantom section: TCoil Section

Measurement Standard: DASYS (IEEE/IEC/ANSI C63.19-2007)

DASY Configuration:

- Probe: AM1DV3 - 3062; ; Calibrated: 1/12/2012
- Sensor-Surface: 0mm (Fix Surface), z = 3.0
- Electronics: DAE3 Sn473; Calibrated: 1/13/2012
- Phantom: HAC T-Coil Test Arch with AMCC; Type: SD HAC P01 BA
- DASYS 52.8.0(692); SEMCAD X 14.6.4(4989)

### **T-Coil scan/General Scans 2/z (axial) 5.0mm 50 x 50/ABM SNR(x,y,z) (11x11x1):**

Measurement grid: dx=10mm, dy=10mm

Signal Type: Audio File (.wav) 48k\_voice\_1kHz\_1s.wav

Output Gain: 35.28


Measure Window Start: 300ms

Measure Window Length: 1000ms

BWC applied: 0.16 dB

Device Reference Point: 0, 0, -6.3 mm



	<b>Document</b> <b>Hearing Aid Compatibility Audio Band Magnetic (ABM) T-Coil</b> <b>Test Report for BlackBerry® Smartphone model RFF91LW,</b> <b>RFK121LW</b>		<b>Page</b> <b>73(99)</b>
	<b>Author Data</b> <b>Daoud Attayi</b>	<b>Dates of Test</b> <b>June 19- July 06, Oct.</b> <b>01, 2012</b>	<b>Report No</b> <b>RTS-6012-1207-40B</b>

**Cursor:**

ABM1/ABM2 = 66.12 dB  
 ABM1 comp = 24.76 dB A/m  
 BWC Factor = 0.16 dB  
 Location: 0, -27, 3.7 mm

**T-Coil scan/General Scans 2/z (axial) 2mm 8 x 8/ABM SNR(x,y,z) (5x5x1):**

Measurement grid: dx=10mm, dy=10mm  
 Signal Type: Audio File (.wav) 48k\_voice\_1kHz\_1s.wav  
 Output Gain: 35.28  
 Measure Window Start: 300ms  
 Measure Window Length: 1000ms  
 BWC applied: 0.16 dB  
 Device Reference Point: 0, 0, -6.3 mm

**Cursor:**

ABM1/ABM2 = 66.53 dB  
 ABM1 comp = 24.93 dB A/m  
 BWC Factor = 0.16 dB  
 Location: 2, -25, 4.4 mm

**T-Coil scan/General Scans 2/z (axial) wideband at best S/N/ABM Freq Resp(x,y,z,f) (1x1x1):**


Measurement grid: dx=10mm, dy=10mm  
 Signal Type: Audio File (.wav) 48k\_voice\_300-3000\_2s.wav  
 Output Gain: 69.12  
 Measure Window Start: 300ms  
 Measure Window Length: 2000ms  
 BWC applied: 10.80 dB  
 Device Reference Point: 0, 0, -6.3 mm

**Cursor:**

Diff = 1.40 dB  
 BWC Factor = 10.80 dB  
 Location: 0, -27, 3.7 mm

**T-Coil scan/General Scans 2 2/z (axial) 2mm 8 x 8/ABM SNR(x,y,z) (5x5x1):**

Measurement grid: dx=10mm, dy=10mm  
 Signal Type: Audio File (.wav) 48k\_voice\_1kHz\_1s.wav  
 Output Gain: 35.28  
 Measure Window Start: 300ms  
 Measure Window Length: 1000ms  
 BWC applied: 0.16 dB  
 Device Reference Point: 0, 0, -6.3 mm

	Document <b>Hearing Aid Compatibility Audio Band Magnetic (ABM) T-Coil  Test Report for BlackBerry® Smartphone model RFF91LW,  RFK121LW</b>		Page <b>74(99)</b>
	Author Data <b>Daoud Attayi</b>	Dates of Test <b>June 19- July 06, Oct.  01, 2012</b>	Report No <b>RTS-6012-1207-40B</b>

**Cursor:**

ABM1/ABM2 = 66.10 dB  
ABM1 comp = 24.52 dB A/m  
BWC Factor = 0.16 dB  
Location: 0, -25, 4.4 mm

**T-Coil scan/General Scans 2 2/z (axial) wideband at best S/N/ABM Freq  
Resp(x,y,z,f) (1x1x1):**

Measurement grid: dx=10mm, dy=10mm  
Signal Type: Audio File (.wav) 48k\_voice\_300-3000\_2s.wav  
Output Gain: 69.12  
Measure Window Start: 300ms  
Measure Window Length: 2000ms  
BWC applied: 10.80 dB  
Device Reference Point: 0, 0, -6.3 mm

**Cursor:**

Diff = 1.44 dB  
BWC Factor = 10.80 dB  
Location: 0, -27, 3.7 mm

**T-Coil scan/General Scans 2 2 2/z (axial) 2mm 8 x 8/ABM SNR(x,y,z) (5x5x1):**

Measurement grid: dx=10mm, dy=10mm  
Signal Type: Audio File (.wav) 48k\_voice\_1kHz\_1s.wav  
Output Gain: 35.28  
Measure Window Start: 300ms  
Measure Window Length: 1000ms  
BWC applied: 0.16 dB  
Device Reference Point: 0, 0, -6.3 mm

**Cursor:**

ABM1/ABM2 = 66.17 dB  
ABM1 comp = 25.15 dB A/m  
BWC Factor = 0.16 dB  
Location: 2, -25, 4.4 mm

**T-Coil scan/General Scans 2 2 2/z (axial) wideband at best S/N 2/ABM Freq  
Resp(x,y,z,f) (1x1x1):**

Measurement grid: dx=10mm, dy=10mm  
Signal Type: Audio File (.wav) 48k\_voice\_300-3000\_2s.wav  
Output Gain: 69.12  
Measure Window Start: 300ms  
Measure Window Length: 2000ms  
BWC applied: 10.80 dB  
Device Reference Point: 0, 0, -6.3 mm

Author Data  
**Daoud Attayi**

Dates of Test  
**June 19- July 06, Oct.  
01, 2012**

Report No  
**RTS-6012-1207-40B**

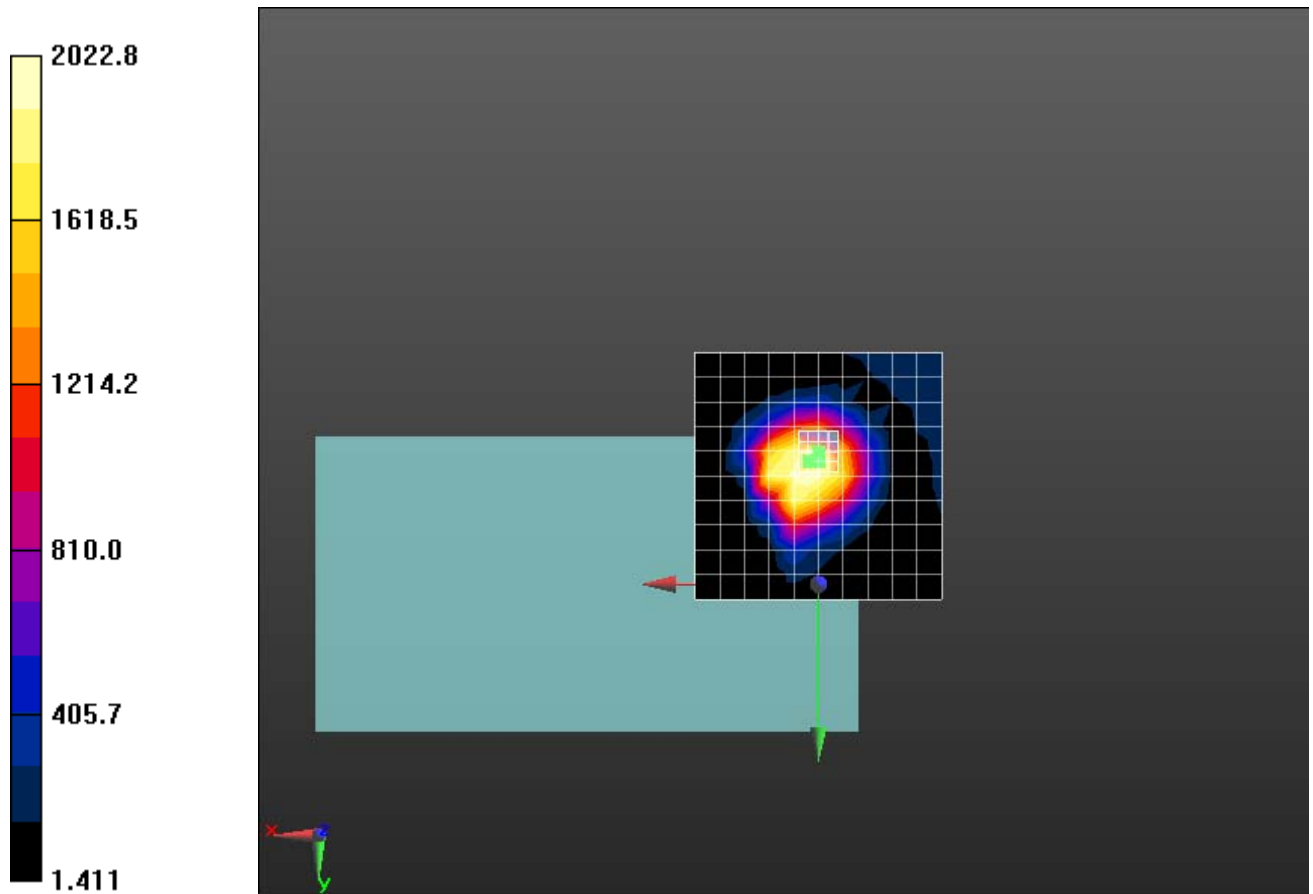
FCC ID  
**L6ARFF90LW  
L6ARFK120LW**

**Cursor:**

Diff = 1.49 dB

BWC Factor = 10.80 dB

Location: 0, -27, 3.7 mm



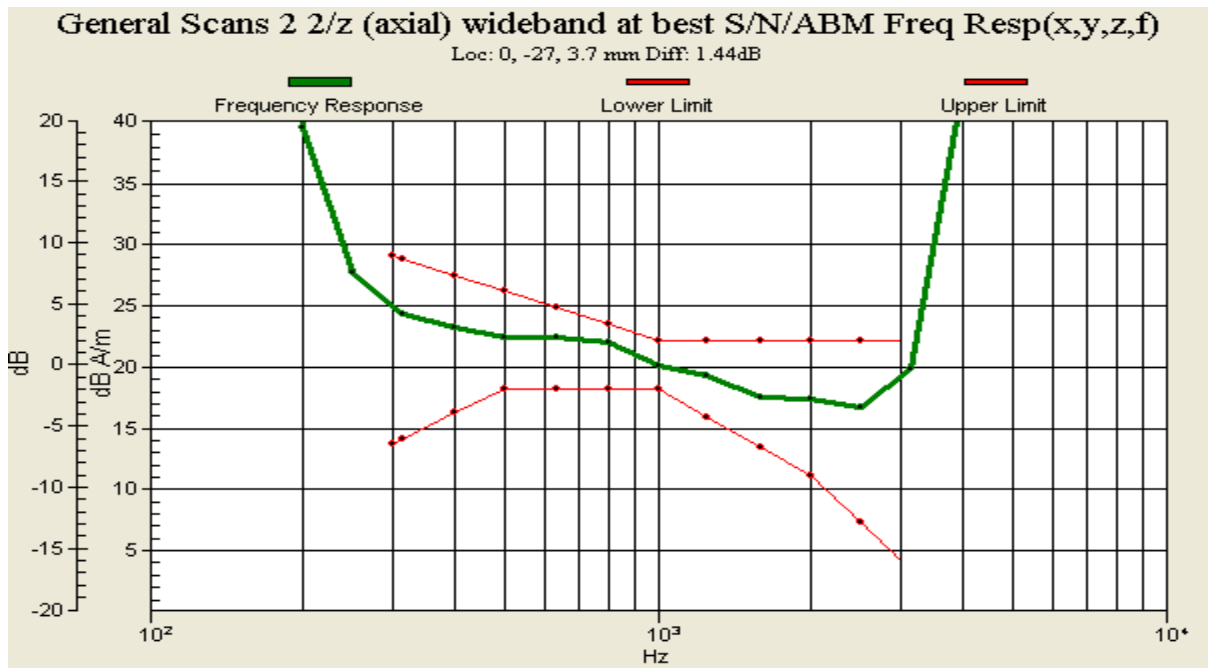
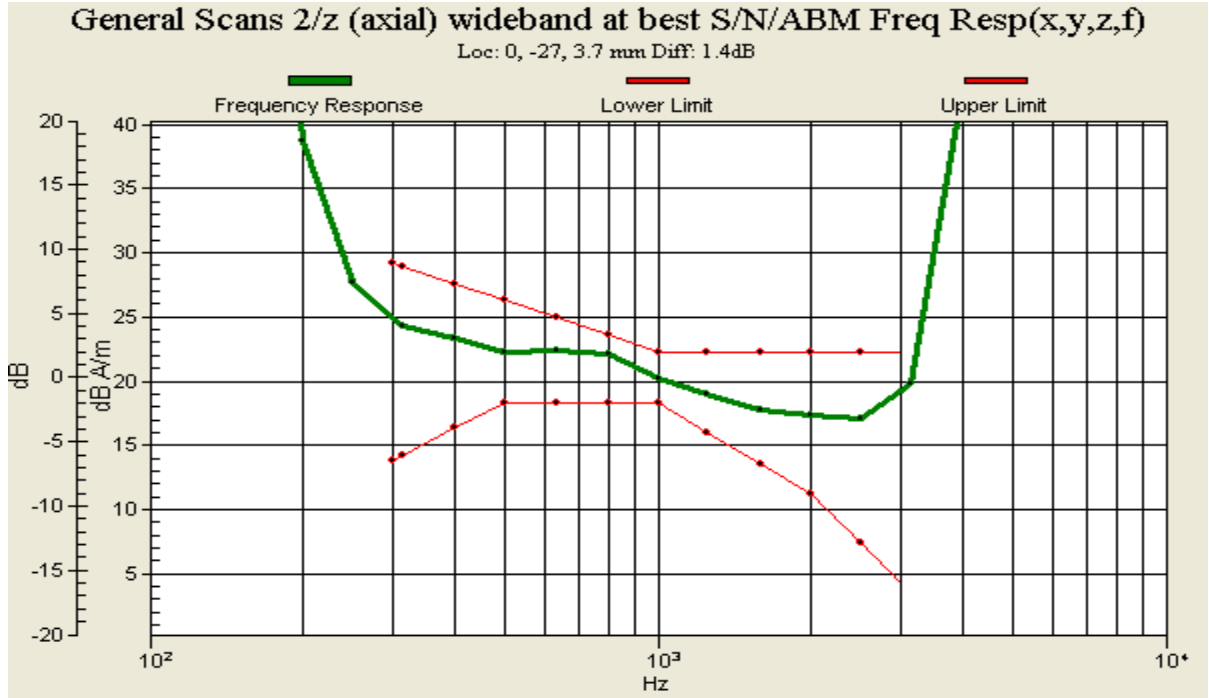


Author Data  
**Daoud Attayi**

Dates of Test  
**June 19- July 06, Oct.  
01, 2012**

Report No  
**RTS-6012-1207-40B**

FCC ID  
**L6ARFF90LW  
L6ARFK120LW**





Document  
**Hearing Aid Compatibility Audio Band Magnetic (ABM) T-Coil  
Test Report for BlackBerry® Smartphone model RFF91LW,  
RFK121LW**

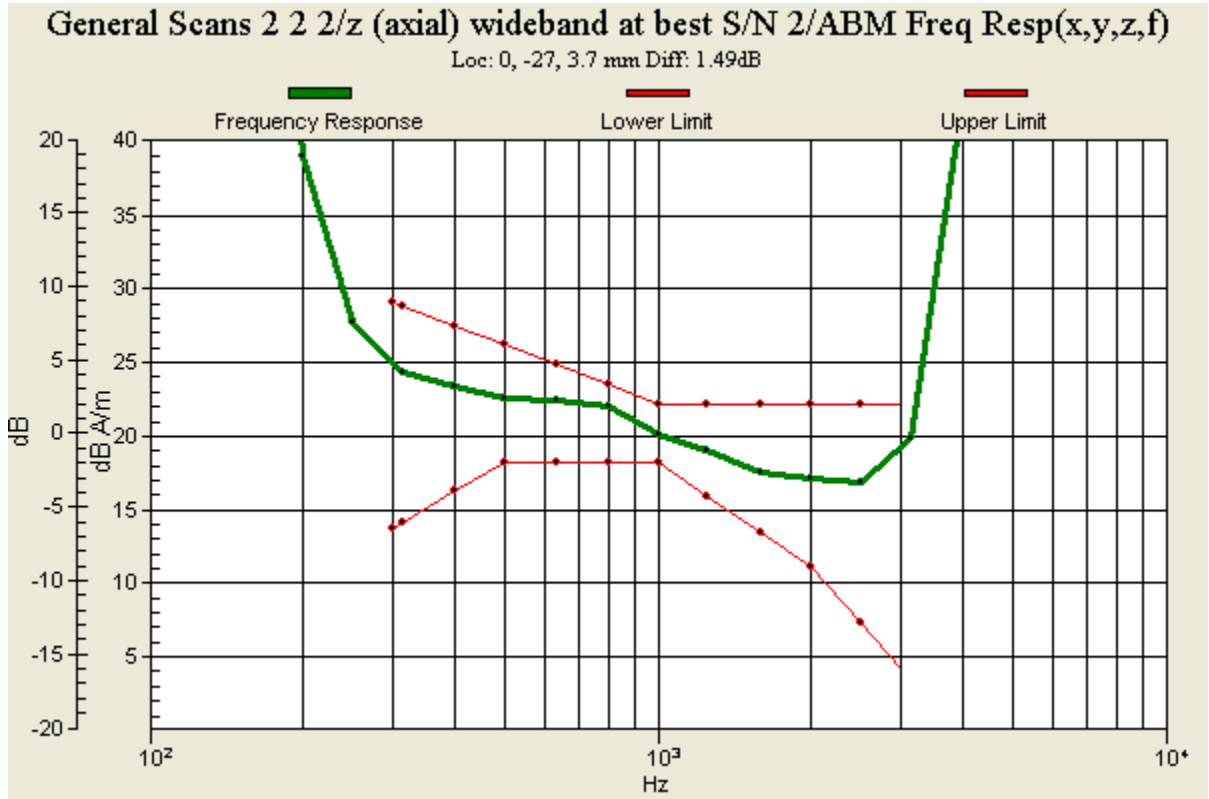
Page  
**77(99)**


Author Data  
**Daoud Attayi**

Dates of Test  
**June 19- July 06, Oct.  
01, 2012**

Report No  
**RTS-6012-1207-40B**

FCC ID  
**L6ARFF90LW  
L6ARFK120LW**



	<b>Document</b> <b>Hearing Aid Compatibility Audio Band Magnetic (ABM) T-Coil</b> <b>Test Report for BlackBerry® Smartphone model RFF91LW,</b> <b>RFK121LW</b>		<b>Page</b> <b>78(99)</b>
	<b>Author Data</b> <b>Daoud Attayi</b>	<b>Dates of Test</b> <b>June 19- July 06, Oct.</b> <b>01, 2012</b>	<b>Report No</b> <b>RTS-6012-1207-40B</b>

Date/Time: 10/1/2012 10:54:22 AM

Test Laboratory: RIM Testing Services

### **HAC T-Coil\_UMTS\_Band\_IV\_Radial\_L**

**DUT: BlackBerry; Type: Sample; Serial: 2A8C7031**

Communication System: WCDMA FDD IV; Frequency: 1712.4 MHz, Frequency: 1732.6 MHz, Frequency: 1752.6 MHz

Medium parameters used:  $\sigma = 0$  mho/m,  $\epsilon_r = 1$ ;  $\rho = 0$  kg/m<sup>3</sup>

Phantom section: TCoil Section

Measurement Standard: DASYS (IEEE/IEC/ANSI C63.19-2007)

DASY Configuration:

- Probe: AM1DV3 - 3062; ; Calibrated: 1/12/2012
- Sensor-Surface: 0mm (Fix Surface),  $z = 3.0$
- Electronics: DAE3 Sn473; Calibrated: 1/13/2012
- Phantom: HAC T-Coil Test Arch with AMCC; Type: SD HAC P01 BA
- DASYS2 52.8.0(692); SEMCAD X 14.6.4(4989)

### **T-Coil scan/General Scans 2/x (longitudinal) 5.0mm 50 x 50/ABM SNR(x,y,z) (11x11x1):**

Measurement grid: dx=10mm, dy=10mm

Signal Type: Audio File (.wav) 48k\_voice\_1kHz\_1s.wav


Output Gain: 35.28

Measure Window Start: 300ms

Measure Window Length: 1000ms

BWC applied: 0.16 dB

Device Reference Point: 0, 0, -6.3 mm

	Document <b>Hearing Aid Compatibility Audio Band Magnetic (ABM) T-Coil  Test Report for BlackBerry® Smartphone model RFF91LW,  RFK121LW</b>		Page <b>79(99)</b>
	Author Data <b>Daoud Attayi</b>	Dates of Test <b>June 19- July 06, Oct.  01, 2012</b>	Report No <b>RTS-6012-1207-40B</b>

**Cursor:**

ABM1/ABM2 = 62.43 dB  
ABM1 comp = 15.87 dB A/m  
BWC Factor = 0.16 dB  
Location: -10, -27, 3.7 mm

**T-Coil scan/General Scans 2/x (longitudinal) 2mm 8 x 8/ABM SNR(x,y,z)  
(5x5x1):**

Measurement grid: dx=10mm, dy=10mm  
Signal Type: Audio File (.wav) 48k\_voice\_1kHz\_1s.wav  
Output Gain: 35.28  
Measure Window Start: 300ms  
Measure Window Length: 1000ms  
BWC applied: 0.16 dB  
Device Reference Point: 0, 0, -6.3 mm

**Cursor:**

ABM1/ABM2 = 61.69 dB  
ABM1 comp = 12.82 dB A/m  
BWC Factor = 0.16 dB  
Location: -12, -29, 4.4 mm

**T-Coil scan/General Scans 2 2/x (longitudinal) 2mm 8 x 8/ABM SNR(x,y,z)  
(5x5x1):**

Measurement grid: dx=10mm, dy=10mm  
Signal Type: Audio File (.wav) 48k\_voice\_1kHz\_1s.wav  
Output Gain: 35.28  
Measure Window Start: 300ms  
Measure Window Length: 1000ms  
BWC applied: 0.16 dB  
Device Reference Point: 0, 0, -6.3 mm

**Cursor:**

ABM1/ABM2 = 61.27 dB  
ABM1 comp = 14.50 dB A/m  
BWC Factor = 0.16 dB  
Location: -12, -27, 4.4 mm

**T-Coil scan/General Scans 2 2 2/x (longitudinal) 2mm 8 x 8/ABM SNR(x,y,z)  
(5x5x1):**

Measurement grid: dx=10mm, dy=10mm  
Signal Type: Audio File (.wav) 48k\_voice\_1kHz\_1s.wav  
Output Gain: 35.28  
Measure Window Start: 300ms  
Measure Window Length: 1000ms  
BWC applied: 0.16 dB  
Device Reference Point: 0, 0, -6.3 mm

Author Data  
**Daoud Attayi**

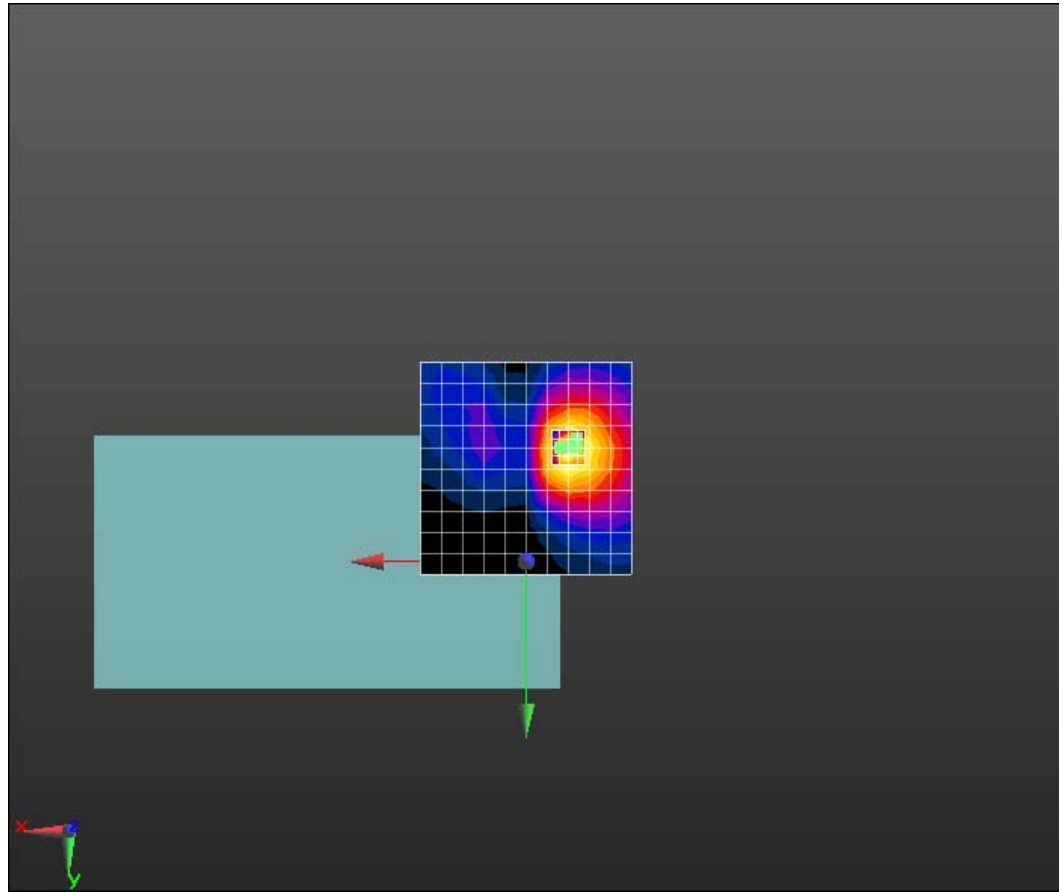

Dates of Test  
**June 19- July 06, Oct.  
01, 2012**

Report No  
**RTS-6012-1207-40B**


FCC ID  
**L6ARFF90LW  
L6ARFK120LW**

**Cursor:**

ABM1/ABM2 = 63.92 dB  
ABM1 comp = 16.50 dB A/m  
BWC Factor = 0.16 dB  
Location: -8, -27, 4.4 mm





	<b>Document</b> <b>Hearing Aid Compatibility Audio Band Magnetic (ABM) T-Coil</b> <b>Test Report for BlackBerry® Smartphone model RFF91LW,</b> <b>RFK121LW</b>		<b>Page</b> <b>81(99)</b>
	<b>Author Data</b> <b>Daoud Attayi</b>	<b>Dates of Test</b> <b>June 19- July 06, Oct.</b> <b>01, 2012</b>	<b>Report No</b> <b>RTS-6012-1207-40B</b>

Date/Time: 10/1/2012 11:07:45 AM

Test Laboratory: RIM Testing Services

### **HAC T-Coil\_UMTS\_Band\_IV\_Radial\_T**

**DUT: BlackBerry; Type: Sample; Serial: 2A8C7031**

Communication System: WCDMA FDD IV; Frequency: 1712.4 MHz, Frequency: 1732.6 MHz, Frequency: 1752.6 MHz

Medium parameters used:  $\sigma = 0$  mho/m,  $\epsilon_r = 1$ ;  $\rho = 0$  kg/m<sup>3</sup>

Phantom section: TCoil Section

Measurement Standard: DASYS (IEEE/IEC/ANSI C63.19-2007)

DASY Configuration:

- Probe: AM1DV3 - 3062; ; Calibrated: 1/12/2012
- Sensor-Surface: 0mm (Fix Surface),  $z = 3.0$
- Electronics: DAE3 Sn473; Calibrated: 1/13/2012
- Phantom: HAC T-Coil Test Arch with AMCC; Type: SD HAC P01 BA
- DASYS2 52.8.0(692); SEMCAD X 14.6.4(4989)

### **T-Coil scan/General Scans 2/y (transversal) 5.0mm 50 x 50/ABM SNR(x,y,z) (11x11x1):**

Measurement grid: dx=10mm, dy=10mm

Signal Type: Audio File (.wav) 48k\_voice\_1kHz\_1s.wav


Output Gain: 35.28

Measure Window Start: 300ms

Measure Window Length: 1000ms

BWC applied: 0.16 dB

Device Reference Point: 0, 0, -6.3 mm

	<b>Document</b> <b>Hearing Aid Compatibility Audio Band Magnetic (ABM) T-Coil</b> <b>Test Report for BlackBerry® Smartphone model RFF91LW,</b> <b>RFK121LW</b>		<b>Page</b> <b>82(99)</b>
	<b>Author Data</b> <b>Daoud Attayi</b>	<b>Dates of Test</b> <b>June 19- July 06, Oct.</b> <b>01, 2012</b>	<b>Report No</b> <b>RTS-6012-1207-40B</b>

**Cursor:**

ABM1/ABM2 = 62.94 dB  
 ABM1 comp = 14.14 dB A/m  
 BWC Factor = 0.16 dB  
 Location: -5, -12, 3.7 mm

**T-Coil scan/General Scans 2/y (transversal) 2mm 8 x 8/ABM SNR(x,y,z)**  
**(5x5x1):**

Measurement grid: dx=10mm, dy=10mm  
 Signal Type: Audio File (.wav) 48k\_voice\_1kHz\_1s.wav  
 Output Gain: 35.28  
 Measure Window Start: 300ms  
 Measure Window Length: 1000ms  
 BWC applied: 0.16 dB  
 Device Reference Point: 0, 0, -6.3 mm

**Cursor:**

ABM1/ABM2 = 62.88 dB  
 ABM1 comp = 9.45 dB A/m  
 BWC Factor = 0.16 dB  
 Location: -9, -12, 4.4 mm

**T-Coil scan/General Scans 2 2/y (transversal) 2mm 8 x 8/ABM SNR(x,y,z)**  
**(5x5x1):**

Measurement grid: dx=10mm, dy=10mm  
 Signal Type: Audio File (.wav) 48k\_voice\_1kHz\_1s.wav  
 Output Gain: 35.28  
 Measure Window Start: 300ms  
 Measure Window Length: 1000ms  
 BWC applied: 0.16 dB  
 Device Reference Point: 0, 0, -6.3 mm

**Cursor:**

ABM1/ABM2 = 64.06 dB  
 ABM1 comp = 15.49 dB A/m  
 BWC Factor = 0.16 dB  
 Location: -1, -14, 4.4 mm

**T-Coil scan/General Scans 2 2 2/y (transversal) 2mm 8 x 8/ABM SNR(x,y,z)**  
**(5x5x1):**

Measurement grid: dx=10mm, dy=10mm  
 Signal Type: Audio File (.wav) 48k\_voice\_1kHz\_1s.wav  
 Output Gain: 35.28  
 Measure Window Start: 300ms  
 Measure Window Length: 1000ms  
 BWC applied: 0.16 dB  
 Device Reference Point: 0, 0, -6.3 mm

Author Data  
**Daoud Attayi**

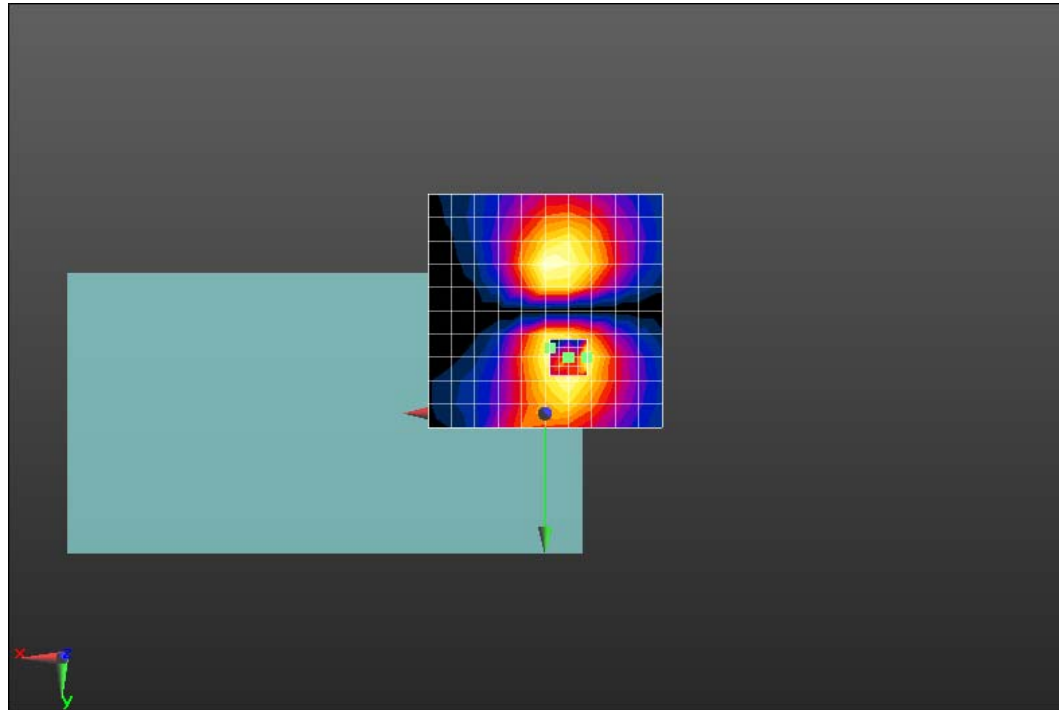
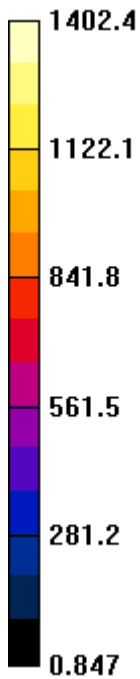
Dates of Test  
**June 19- July 06, Oct.  
01, 2012**


Report No  
**RTS-6012-1207-40B**

FCC ID  
**L6ARFF90LW  
L6ARFK120LW**


**Cursor:**

ABM1/ABM2 = 62.22 dB  
ABM1 comp = 12.86 dB A/m  
BWC Factor = 0.16 dB  
Location: -5, -12, 4.4 mm



	<b>Document</b> <b>Hearing Aid Compatibility Audio Band Magnetic (ABM) T-Coil</b> <b>Test Report for BlackBerry® Smartphone model RFF91LW,</b> <b>RFK121LW</b>		<b>Page</b> <b>84(99)</b>
	<b>Author Data</b> <b>Daoud Attayi</b>	<b>Dates of Test</b> <b>June 19- July 06, Oct.</b> <b>01, 2012</b>	<b>Report No</b> <b>RTS-6012-1207-40B</b>

**Annex D: Probe/TMFS calibration certificate**

	<b>Document</b> <b>Hearing Aid Compatibility Audio Band Magnetic (ABM) T-Coil</b> <b>Test Report for BlackBerry® Smartphone model RFF91LW,</b> <b>RFK121LW</b>		Page <b>85(99)</b>
	<b>Author Data</b> <b>Daoud Attayi</b>	<b>Dates of Test</b> <b>June 19- July 06, Oct.</b> <b>01, 2012</b>	<b>Report No</b> <b>RTS-6012-1207-40B</b>

**Calibration Laboratory of**  
**Schmid & Partner**  
**Engineering AG**  
 Zeughausstrasse 43, 8004 Zurich, Switzerland



**S** Schweizerischer Kalibrierdienst  
**S** Service suisse d'étalonnage  
**C** Servizio svizzero di taratura  
**S** Swiss Calibration Service

Accredited by the Swiss Accreditation Service (SAS)  
 The Swiss Accreditation Service is one of the signatories to the EA  
 Multilateral Agreement for the recognition of calibration certificates

Accreditation No.: **SCS 108**

Client **RTS (RIM Testing Services)**

Certificate No: **AM1DV3-3062\_Jan12**

### CALIBRATION CERTIFICATE

**Object** AM1DV3 - SN: 3062  
**Calibration procedure(s)** QA CAL-24.v3  
 Calibration procedure for AM1D magnetic field probes and TMFS in the  
 audio range  
**Calibration date:** January 12, 2012

This calibration certificate documents the traceability to national standards, which realize the physical units of measurements (SI).  
 The measurements and the uncertainties with confidence probability are given on the following pages and are part of the certificate.

All calibrations have been conducted in the closed laboratory facility: environment temperature (22 ± 3)°C and humidity < 70%.

Calibration Equipment used (M&TE critical for calibration)

Primary Standards	ID #	Cal Date (Certificate No.)	Scheduled Calibration
Keithley Multimeter Type 2001	SN: 0810278	28-Sep-11 (No:11450)	Sep-12
Reference Probe AM1DV3	SN: 3000	17-Aug-11 (No. AM1D-3000_Aug11)	Aug-12
DAE4	SN: 781	20-Apr-11 (No. DAE4-781_Apr11)	Apr-12

Secondary Standards	ID #	Check Date (in house)	Scheduled Check
AMCC	1050	12-Oct-11 (in house check Oct-11)	Oct-13


**Calibrated by:** Name: **Dimce Iliev** Function: **Laboratory Technician** Signature: *[Signature]*  
**Approved by:** **Katja Pokovic** Technical Manager *[Signature]*

Issued: January 13, 2012

This calibration certificate shall not be reproduced except in full without written approval of the laboratory.



<b>Document</b> <b>Hearing Aid Compatibility Audio Band Magnetic (ABM) T-Coil Test Report for BlackBerry® Smartphone model RFF91LW, RFK121LW</b>		<b>Page</b> <b>86(99)</b>	
<b>Author Data</b> <b>Daoud Attayi</b>	<b>Dates of Test</b> <b>June 19- July 06, Oct. 01, 2012</b>	<b>Report No</b> <b>RTS-6012-1207-40B</b>	<b>FCC ID</b> <b>L6ARFF90LW L6ARFK120LW</b>

	Document <b>Hearing Aid Compatibility Audio Band Magnetic (ABM) T-Coil  Test Report for BlackBerry® Smartphone model RFF91LW,  RFK121LW</b>		Page <b>87(99)</b>
	Author Data <b>Daoud Attayi</b>	Dates of Test <b>June 19- July 06, Oct.  01, 2012</b>	Report No <b>RTS-6012-1207-40B</b>

## References

- [1] ANSI C63.19-2007  
American National Standard for Methods of Measurement of Compatibility between Wireless Communications Devices and Hearing Aids.
- [2] DASY5 manual, Chapter: Hearing Aid Compatibility (HAC) T-Coil Extension

## Description of the AM1D probe

The AM1D Audio Magnetic Field Probe is a fully shielded magnetic field probe for the frequency range from 100 Hz to 20 kHz. The pickup coil is compliant with the dimensional requirements of [1]. The probe includes a symmetric low noise amplifier for the signal available at the shielded 3 pin connector at the side. Power is supplied via the same connector (phantom power supply) and monitored via the LED near the connector. The 7 pin connector at the end of the probe does not carry any signals, but determines the angle of the sensor when mounted on the DAE. The probe supports mechanical detection of the surface.

The single sensor in the probe is arranged in a tilt angle allowing measurement of 3 orthogonal field components when rotating the probe by 120° around its axis. It is aligned with the perpendicular component of the field, if the probe axis is tilted nominally 35.3° above the measurement plane, using the connector rotation and sensor angle stated below.

The probe is fully RF shielded when operated with the matching signal cable (shielded) and allows measurement of audio magnetic fields in the close vicinity of RF emitting wireless devices according to [1] without additional shielding.

## Handling of the item

The probe is manufactured from stainless steel. In order to maintain the performance and calibration of the probe, it must not be opened. The probe is designed for operation in air and shall not be exposed to humidity or liquids. For proper operation of the surface detection and emergency stop functions in a DASY system, the probe must be operated with the special probe cup provided (larger diameter).

## Methods Applied and Interpretation of Parameters

- *Coordinate System:* The AM1D probe is mounted in the DASY system for operation with a HAC Test Arch phantom with AMCC Helmholtz calibration coil according to [2], with the tip pointing to "southwest" orientation.
- *Functional Test:* The functional test preceding calibration includes test of Noise level  
RF immunity (1kHz AM modulated signal). The shield of the probe cable must be well connected.  
Frequency response verification from 100 Hz to 10 kHz.
- *Connector Rotation:* The connector at the end of the probe does not carry any signals and is used for fixation to the DAE only. The probe is operated in the center of the AMCC Helmholtz coil using a 1 kHz magnetic field signal. Its angle is determined from the two minima at nominally +120° and -120° rotation, so the sensor in the tip of the probe is aligned to the vertical plane in z-direction, corresponding to the field maximum in the AMCC Helmholtz calibration coil.
- *Sensor Angle:* The sensor tilting in the vertical plane from the ideal vertical direction is determined from the two minima at nominally +120° and -120°. DASY system uses this angle to align the sensor for radial measurements to the x and y axis in the horizontal plane.
- *Sensitivity:* With the probe sensor aligned to the z-field in the AMCC, the output of the probe is compared to the magnetic field in the AMCC at 1 kHz. The field in the AMCC Helmholtz coil is given by the geometry and the current through the coil, which is monitored on the precision shunt resistor of the coil.



<b>Document</b> <b>Hearing Aid Compatibility Audio Band Magnetic (ABM) T-Coil Test Report for BlackBerry® Smartphone model RFF91LW, RFK121LW</b>		<b>Page</b> <b>88(99)</b>	
<b>Author Data</b> <b>Daoud Attayi</b>	<b>Dates of Test</b> <b>June 19- July 06, Oct. 01, 2012</b>	<b>Report No</b> <b>RTS-6012-1207-40B</b>	<b>FCC ID</b> <b>L6ARFF90LW L6ARFK120LW</b>





Document <b>Hearing Aid Compatibility Audio Band Magnetic (ABM) T-Coil Test Report for BlackBerry® Smartphone model RFF91LW, RFK121LW</b>		Page <b>89(99)</b>	
Author Data <b>Daoud Attayi</b>	Dates of Test <b>June 19- July 06, Oct. 01, 2012</b>	Report No <b>RTS-6012-1207-40B</b>	FCC ID <b>L6ARFF90LW L6ARFK120LW</b>

**AM1D probe identification and configuration data**


Item	<b>AM1DV3 Audio Magnetic 1D Field Probe</b>
Type No	SP AM1 001 BA
Serial No	<b>3062</b>

Overall length	296 mm
Tip diameter	6.0 mm (at the tip)
Sensor offset	3.0 mm (centre of sensor from tip)
Internal Amplifier	20 dB

Manufacturer / Origin	Schmid & Partner Engineering AG, Zürich, Switzerland
Manufacturing date	October 30, 2008
Last calibration date	April 07, 2011

**Calibration data**

Connector rotation angle	(in DASY system)	<b>61.0 °</b>	+/- 3.6 ° (k=2)
Sensor angle	(in DASY system)	<b>0.18 °</b>	+/- 0.5 ° (k=2)
Sensitivity at 1 kHz	(in DASY system)	<b>0.00741 V / (A/m)</b>	+/- 2.2 % (k=2)

	Document <b>Hearing Aid Compatibility Audio Band Magnetic (ABM) T-Coil  Test Report for BlackBerry® Smartphone model RFF91LW,  RFK121LW</b>		Page <b>90(99)</b>
	Author Data <b>Daoud Attayi</b>	Dates of Test <b>June 19- July 06, Oct.  01, 2012</b>	Report No <b>RTS-6012-1207-40B</b>

**Calibration Laboratory of  
Schmid & Partner  
Engineering AG**  
Zeughausstrasse 43, 8004 Zurich, Switzerland



**S** Schweizerischer Kalibrierdienst  
**S** Service suisse d'étalonnage  
**C** Servizio svizzero di taratura  
**S** Swiss Calibration Service

Accredited by the Swiss Accreditation Service (SAS)  
The Swiss Accreditation Service is one of the signatories to the EA  
Multilateral Agreement for the recognition of calibration certificates

Accreditation No.: **SCS 108**

Client **RTS (RIM Testing Services)**

Certificate No: **TMFS\_1003\_Nov11**

### CALIBRATION CERTIFICATE

Object / Identification **TMFS – SN: 1003**  
  
Calibration procedure(s) **QA CAL-24.v2  
Calibration procedure for AM1D magnetic field probes and TMFS in the  
audio range**  
  
Calibration date **November 30, 2011**

This calibration certificate documents the traceability to national standards, which realize the physical units of measurements (SI).  
The calibrations have been conducted in the R&D laboratory facility: environment temperature (22 ± 3)°C and humidity < 70%.

Calibration Equipment used (M&TE critical for calibration)

Primary Standards	ID #	Cal Date (Calibrated by, Certificate No.)	Scheduled Calibration
Keithley Multimeter Type 2001	SN: 0810278	28-Sep-11 (No:11450)	Sep-12
Secondary Standards	ID #	Cal / Check Date	Scheduled Calibration Check
AMCC	1050	12-Oct-11 (in house check Oct-11)	Oct-13
Reference Probe AM1DV2	SN: 1008	18-Jan-11 (No. AM1D-1008_Jan11)	Jan-12
AMMI Audio Measuring Instrument	1062	20-Sep-10 (in house check Sep-10)	Sep-12
Agilent WF Generator 33120A	MY40005266	12-Oct-11 (in house check Oct-11)	Oct-13

Calibrated by: **Claudio Leubler**      Name: Claudio Leubler      Function: Laboratory Technician      Signature:   
Approved by: **Fin Bornholt**      Name: Fin Bornholt      Function: R&D Director      Signature: 

Issued: December 5, 2011

This calibration certificate shall not be reproduced except in full without written approval of the laboratory.



Document

**Hearing Aid Compatibility Audio Band Magnetic (ABM) T-Coil  
Test Report for BlackBerry® Smartphone model RFF91LW,  
RFK121LW**

Page

**91(99)**

Author Data

**Daoud Attayi**

Dates of Test

**June 19- July 06, Oct.  
01, 2012**

Report No

**RTS-6012-1207-40B**

FCC ID

**L6ARFF90LW  
L6ARFK120LW**

**References**

- [1] ANSI-C63.19-2007  
 American National Standard for Methods of Measurement of Compatibility between Wireless Communications Devices and Hearing Aids.
- [2] DASY manual, Chapter "Hearing Aid Compatibility (HAC) T-Coil Extension"

**Methods Applied and Interpretation of Parameters**

- **Coordinate System:** The TMFS is mounted underneath the HAC Test Arch touching equivalently to a wireless device according to [2] 29.2.2.: In "North" orientation, the TMFS signal connector is directed to the north, with x and y axes of TMFS and Test arch coinciding (see fig. 1). The rotational symmetry axis of the TMFS is aligned to the center of the HAC test Arch. For East, South and West configuration, the TMFS has been rotated clockwise in steps of 90°, so the connector looks into the specified direction. The evaluation of the radial direction is referenced to the device orientation (x equivalent to South direction).
- **Measurement Plane:** In coincidence with standard [1], the measurement plane (probe sensor center) is selected to be at a distance of 10 mm above the the surface of the TMFS touching the frame. The 50 x 50 mm scan area is aligned to the center of the unit. The scanning plane is verified to be parallel to the phantom frame before the measurements using the predefined "Geometry and signal check" procedure according to the predefined procedures described in [2].

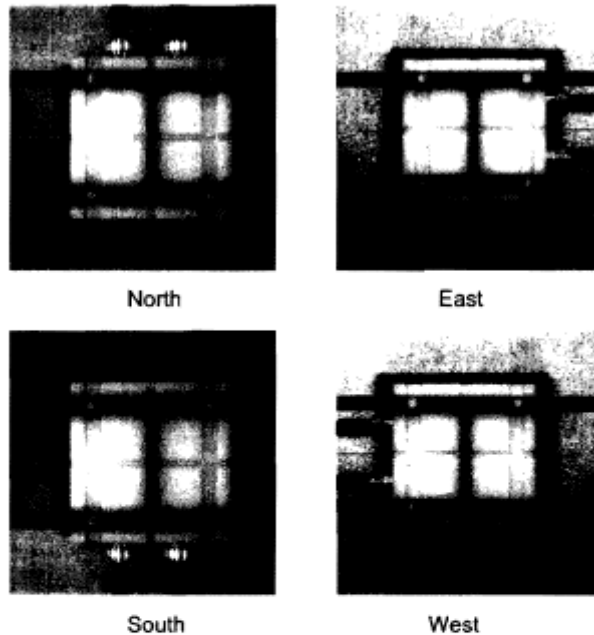



Fig. 1 TMFS scanning measurement configurations

- **Measurement Conditions:** Calibration of AM1D probe and AMMI are according to [2]. The 1 kHz sine signal for the level measurement is supplied from an external, independent generator via a BNC cable to TMFS IN and monitored at TMFS OUT with an independent RMS voltmeter or Audio Analyzer. The level is set to 0.5 Vrms and monitored during the scans.
- For the *frequency response*, a higher suppression of the background ambient magnetic field over the full frequency range was achieved by placing the TMFS in a magnetically shielded box. The AM1D probe was fixed without robot positioner near the axial maximum for this measurement. The background noise suppression was typ. 30 dB at 100 Hz (minimum) and 42 dB at 1 kHz. The predefined multisine signal (48k\_multisine\_50-10000\_10s.wav) was used and evaluated in the third-octave bands from 100 Hz to 10000 Hz.

	<b>Document</b> <b>Hearing Aid Compatibility Audio Band Magnetic (ABM) T-Coil</b> <b>Test Report for BlackBerry® Smartphone model RFF91LW,</b> <b>RFK121LW</b>		<b>Page</b> <b>93(99)</b>
	<b>Author Data</b> <b>Daoud Attayi</b>	<b>Dates of Test</b> <b>June 19- July 06, Oct.</b> <b>01, 2012</b>	<b>Report No</b> <b>RTS-6012-1207-40B</b>

### 1 Measurement Conditions

DASY system configuration, as far as not given on page 1.

<b>DASY Version</b>	DASY5	V52.6.2 (482)
<b>DASY PP Version</b>	SEMCAD	V14.4.5 (3634)
<b>Phantom</b>	HAC Test Arch	SD HAC P01 BA, #1002
<b>Distance TMFS Top - Probe Centre</b>	10 mm	
<b>Scan resolution</b>	dx, dy = 5 mm	area = 50 x 50 mm
<b>Frequency</b>	for field scans	1 kHz
<b>Signal level to TMFS</b>	for field scans	500 mV RMS
<b>Signal</b>	for frequency response	multisine signal 50-10000 Hz, each third-octave band

Table 1: System configuration

### 2 Axial Maximum Field

Configuration	East	South	West	North	Subset Average	Average
<b>Axial Max</b>	-20.36	-20.35	-20.38	-20.35		<b>-20.36</b>
TMFS Y Axis 1st Max	-26.11	-26.06	-26.11	-26.07		
TMFS Y Axis 2nd Max	-26.15	-26.15	-26.29	-26.16		
<b>Longitudinal Max Avg</b>	-26.13	-26.11	-26.20	-26.12	<b>-26.14</b>	
TMFS X Axis 1st Max	-25.95	-25.99	-26.02	-25.94		
TMFS X Axis 2nd Max	-25.91	-25.89	-25.95	-25.95		
<b>Transversal Max Avg</b>	-25.93	-25.94	-25.99	-25.95	<b>-25.95</b>	
<b>Radial Max</b>			-26.09			<b>-26.04</b>

Table 2: Axial and radial field maxima measured with probe center at 10mm distance in dB A/m

The maximum was calculated as the average from the values measured in the 4 orientations listed in table 2.

**Axial Maximum -20.36 dB A/m** (+/- 0.33dB, k=2)

### 3 Radial Maximum Field

In addition, the average from the 16 maxima of the radial field listed in table 2 (measured at 10mm) was calculated:

**Radial Maximum -26.04 dB A/m**



<b>Document</b> <b>Hearing Aid Compatibility Audio Band Magnetic (ABM) T-Coil Test Report for BlackBerry® Smartphone model RFF91LW, RFK121LW</b>		<b>Page</b> <b>95(99)</b>	
<b>Author Data</b> <b>Daoud Attayi</b>	<b>Dates of Test</b> <b>June 19- July 06, Oct. 01, 2012</b>	<b>Report No</b> <b>RTS-6012-1207-40B</b>	<b>FCC ID</b> <b>L6ARFF90LW L6ARFK120LW</b>

**4 Appendix**

**4.1 Frequency response**

Max. deviation measured, relative to 1 kHz: **min. -0.03, max. 0.01 dB**

Frequency [Hz]	Response [dB]
100	0.01
125	0.00
160	-0.03
200	0.00
250	-0.01
315	0.00
400	0.00
500	0.00
630	0.00
800	0.00
<b>1000</b>	<b>0.00</b>
1250	-0.01
1600	-0.01
2000	-0.01
2500	-0.01
3150	-0.01
4000	-0.02
5000	-0.02
6300	-0.03
8000	-0.03
10000	-0.03

Table 3: Frequency response

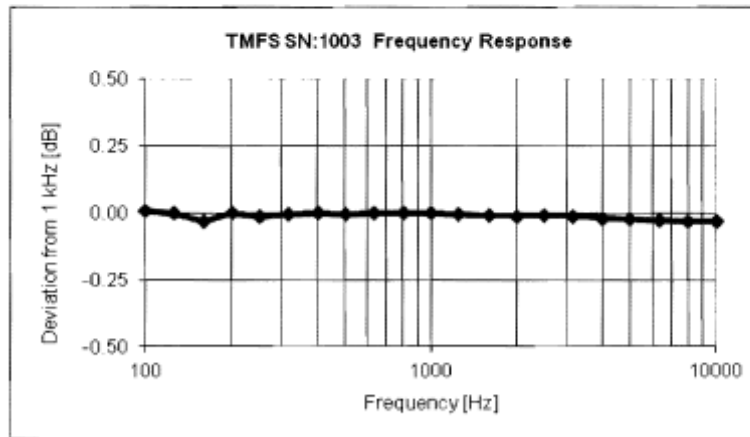


Fig. 2 Frequency response 100 to 10'000 Hz





<b>Document</b> <b>Hearing Aid Compatibility Audio Band Magnetic (ABM) T-Coil Test Report for BlackBerry® Smartphone model RFF91LW, RFK121LW</b>		<b>Page</b> <b>97(99)</b>	
<b>Author Data</b> <b>Daoud Attayi</b>	<b>Dates of Test</b> <b>June 19- July 06, Oct. 01, 2012</b>	<b>Report No</b> <b>RTS-6012-1207-40B</b>	<b>FCC ID</b> <b>L6ARFF90LW L6ARFK120LW</b>

**4.2 Field plots**

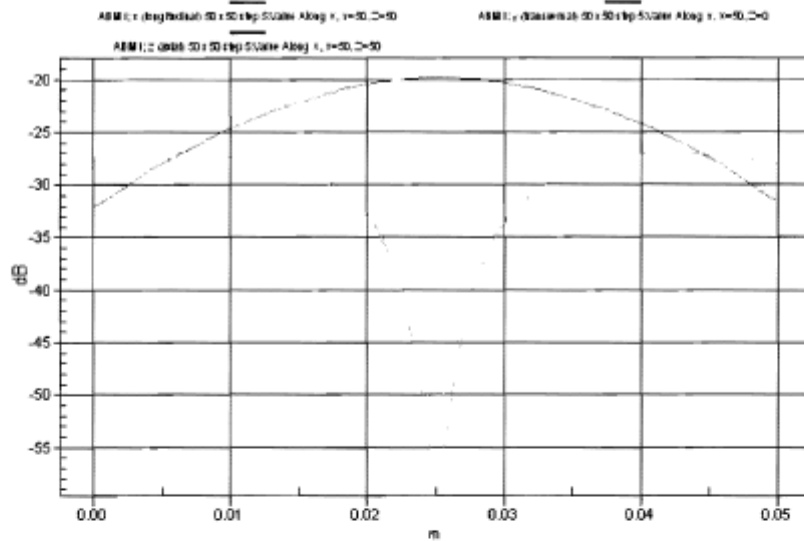


Fig. 3: Typical 2D field plots for x (red), y (green) and z (blue) components

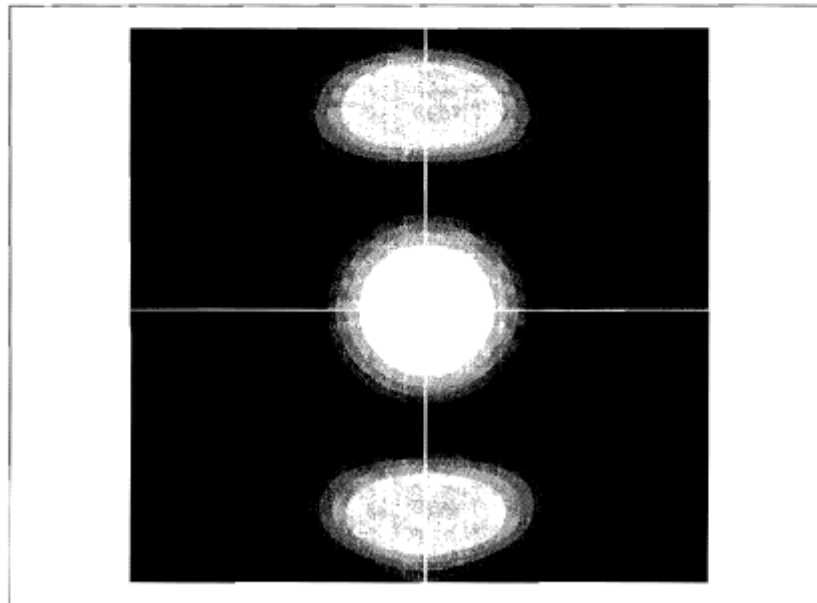



Fig. 4: Superposed field plots of z (axial), x and y radial magnetic field, 50 x 50 mm, individual scaling: white = max. field level, black = -4dB below max. The lines show the position of the 2D field plot of figure 3.

	<b>Document</b> <b>Hearing Aid Compatibility Audio Band Magnetic (ABM) T-Coil</b> <b>Test Report for BlackBerry® Smartphone model RFF91LW,</b> <b>RFK121LW</b>		<b>Page</b> <b>99(99)</b>
	<b>Author Data</b> <b>Daoud Attayi</b>	<b>Dates of Test</b> <b>June 19- July 06, Oct.</b> <b>01, 2012</b>	<b>Report No</b> <b>RTS-6012-1207-40B</b>