	Document Appendix E for the BlackBerry® Smartphone Model RFH121LW SAR Report			Page 1(18)
	Author Data Andrew Becker	Dates of Test Sept 18 – Nov 7, 2012	Test Report No RTS-6012-1211-22	FCC ID: L6ARFH120LW

APPENDIX E: PHOTOGRAPHS

Headset Jack

Audio Output



Voice Microphone

Figure E1. BlackBerry Smartphone



Figure E2. Body worn holster – front



Figure E3. Body worn holsters – back



Figure E4. Head configuration (Right Touch/Tilt)



Figure E5. Head configuration (Left Touch/Tilt)


	Document Appendix E for the BlackBerry® Smartphone Model RFH121LW SAR Report			Page 7(18)
	Author Data Andrew Becker	Dates of Test Sept 18 – Nov 7, 2012	Test Report No RTS-6012-1211-22	FCC ID: L6ARFH120LW



Figure E6. Body-worn configuration (No Holster, back side 15mm away)



Figure E7. Body-worn configuration (No Holster, front side 15mm away)



Figure E8. Body-worn configuration (Vertical Holster, back facing phantom)



Figure E9. Body-worn configuration (Vertical Holster, front facing phantom)




Figure E10. Body-worn configuration (No Holster, headset, back 15mm away)



Figure E11. Body-worn configuration (Vertical Holster, headset, back)



Figure E12. Back side MHS configuration, 10 mm away




Figure E13. Front side MHS configuration, 10 mm away




Figure E14. Right side MHS configuration, 10 mm away



Figure E15. Left side MHS configuration, 10 mm away




Figure E16. Top side MHS configuration, 10 mm away



Figure E17. Bottom side MHS configuration, 10 mm away