

# EMI Test Report

Tested in accordance with  
Federal Communications Commission (FCC)  
Personal Communications Services  
CFR 47, Parts 15, Subpart B  
&  
Industry Canada (IC), ICES-003



**A division of Research In Motion Limited**

**REPORT NO.:** RTS-5994-1203-71B

**PRODUCT MODEL NO.:** REY21CW, RFC31CW  
**TYPE NAME:** BlackBerry® smartphone  
**FCC ID:** L6AREY20CW, L6ARFC30CW  
**IC:** 2503A-REY20CW, 2503A-RFC30CW

**DATE:** April 5, 2012

	EMI Test Report for the BlackBerry® smartphone Model REY21CW, RFC31CW	
<b>Test Report No.</b> RTS-5994-1203-71B	<b>Date of Test</b> March 19 - March 21, 2012	<b>FCC ID:</b> L6AREY20CW, L6ARFC30CW <b>IC :</b> 2503A-REY20CW, 2503A-RFC30CW

**Statement of Performance:**

The BlackBerry® smartphone, model REY21CW, part number CER-48923-001 Rev. 1 and accessories when configured and operated per RIM's operation instructions, and performs within the requirements of the test standards.

The BlackBerry® smartphone, model RFC31CW, part number CER-49833-001 Rev. 1 and accessories when configured and operated per RIM's operation instructions, and performs within the requirements of the test standards.

**Declaration:**

We hereby certify that:

The test data reported herein is an accurate record of the performance of the sample(s) tested.

The test results are valid for the tested unit (s) only.

The test equipment used was suitable for the tests performed and within manufacturer's published specifications and operating parameters.

The test methods were consistent with the methods described in the relevant standards.

Documented by:

Reviewed by:

\_\_\_\_\_  
Nielven Olis  
Regulatory Compliance Specialist  
Date: April 9, 2012

\_\_\_\_\_  
Shuo Wang  
Regulatory Compliance Specialist  
Date: April 9, 2012

Reviewed and Approved by:

\_\_\_\_\_  
Masud S. Attayi, P.Eng.  
Manager, Regulatory Compliance  
Date: April 9, 2012

	EMI Test Report for the BlackBerry® smartphone Model REY21CW, RFC31CW	
<b>Test Report No.</b> RTS-5994-1203-71B	<b>Date of Test</b> March 19 - March 21, 2012	<b>FCC ID:</b> L6AREY20CW, L6ARFC30CW <b>IC :</b> 2503A-REY20CW, 2503A-RFC30CW

**Table of Contents**

A. Scope ..... 4

B. Associated Documents ..... 4

C. Product Identification ..... 4

D. Support Equipment Used for the Testing of the EUT ..... 6

E. Summary of Results ..... 6

F. Compliance Test Equipment Used ..... 10

APPENDIX 1 - AC CONDUCTED EMISSIONS TEST DATA ..... 11

APPENDIX 2 - RADIATED EMISSIONS TEST DATA ..... 25

	EMI Test Report for the BlackBerry® smartphone Model REY21CW, RFC31CW	
<b>Test Report No.</b> RTS-5994-1203-71B	<b>Date of Test</b> March 19 - March 21, 2012	<b>FCC ID:</b> L6AREY20CW, L6ARFC30CW <b>IC :</b> 2503A-REY20CW, 2503A-RFC30CW

## A. Scope

This report details the results of compliance tests that were performed in accordance with the requirements of:

- FCC CFR 47 Part 15, Subpart B, October, 2011 Class B Digital Devices, Unintentional Radiators
- IC ICES-003 Issue 4, February 2004, Class B Digital Devices, Unintentional Radiators

## B. Associated Documents

- BlackberrySystemSimilarity\_REY21CW\_RFC31CW\_rev2

## C. Product Identification

Manufactured by Research In Motion Limited whose headquarters is located at:

295 Phillip Street  
Waterloo, Ontario  
Canada, N2L 3W8  
Phone: 519 888 7465  
Fax: 519 888 6906

The equipment under test (EUT) was tested at the following locations:

RIM Testing Services EMI test facilities

305 Phillip Street	440 Phillip Street
Waterloo, Ontario	Waterloo, Ontario
Canada, N2L 3W8	Canada, N2L 5R9
Phone: 519 888 7465	Phone: 519 888 7465
Fax: 519 888 6906	Fax: 519 888 6906

The testing was performed from March 19 – March 21, 2012.

		EMI Test Report for the BlackBerry® smartphone Model REY21CW, RFC31CW
<b>Test Report No.</b> RTS-5994-1203-71B	<b>Date of Test</b> March 19 - March 21, 2012	<b>FCC ID:</b> L6AREY20CW, L6ARFC30CW <b>IC :</b> 2503A-REY20CW, 2503A-RFC30CW

The sample EUT included:

SAMPLE	MODEL	CER NUMBER	PIN	Software
1	REY21CW	CER-48923-001 Rev 1	297DF7ED	V7.1.0.282 Bundle 990 Platform: 5.1.0.246
2	REY21CW	CER-48923-001 Rev 1	297EC32C	V7.1.0.282 Bundle 990 Platform: 5.1.0.246

AC conducted testing was performed on sample 2.

Radiated Emissions testing was performed on sample 1.

Only the characteristics that may have been affected by the changes from model REY21CW to RFD31CW were re-tested. For more information, see [BlackberrySystemSimilarity\\_REY21CW\\_RFD31CW\\_rev2](#)

#### BlackBerry® smartphone Accessories Tested

- 1) Fixed Blade Charger, part number HDW-24481-001 (model number RIM-C-4ADUUS-001) with an output voltage of 5.0 Vdc and an output current of 750 mA.
- 2) Alt. Fixed Blade Charger, part number HDW-24481-001 (model number PSM04A-050QRIM) with an output voltage of 5.0 Vdc and an output current of 750 mA.
- 3) Alt.1 Fixed Blade, part number HDW-44303-001 (model number PSM03A-050Q-1 RIM), with an output voltage of 5.0 Vdc and an output current of 550 mA.
- 4) Alt.2 Fixed Blade, part number HDW-47725-001 (model number RIM-C-0004DUUS), with an output voltage of 5.0 Vdc and an output current of 850 mA.
- 5) Wired Stereo Headset, part number HDW-14322-005, 1.4 metres long.
- 6) Wired Headset, part number HDW-44306-001, with a lead length of 1.1 metres.
- 7) Alt. Wired Headset, part number HDW-44306-001, with a lead length of 1.1 metres.
- 8) Legacy Micro-USB Cable, part number HDW-06610-009, 1.0 metre long.
- 9) Micro-USB Cable T, part number HDW-48415-001, 1.0 metre long.
- 10) Micro-USB Cable T, part number HDW-46740-001, 1.2 metre long.
- 11) Micro-USB Cable TCS, part number HDW-46740-001, 1.2 metres long.
- 12) Micro-USB Cable TCRS, part number HDW-46740-001, 1.2 metres long.
- 13) Micro-USB Cable T HL, part number HDW-46740-001, 1.2 metres long.
- 14) USB Y-Cable, part number HDW-19137-002, lead lengths of 11 cm and 26 cm.
- 15) Alt. USB Y-Cable, part number HDW-19137-002, lead lengths of 11 cm and 26 cm.
- 16) External Battery Charger, part number HDW-24478-001.
- 17) JS1 Battery, part number BAT-44582-001.
- 18) Alt. JS1 Battery, part number BAT-44582-002.

		EMI Test Report for the BlackBerry® smartphone Model REY21CW, RFC31CW	
<b>Test Report No.</b> RTS-5994-1203-71B	<b>Date of Test</b> March 19 - March 21, 2012	<b>FCC ID:</b> L6AREY20CW, L6ARFC30CW <b>IC :</b> 2503A-REY20CW, 2503A-RFC30CW	

**D. Support Equipment Used for the Testing of the EUT**

- 1) IBM Thinkpad Lenovo T60p laptop, type 8742-C2U, product ID 8742C2U

**E. Summary of Results**

SPECIFICATION		TEST TYPE	Meets Requirement	Test Data APPENDIX
FCC CFR 47	IC			
Part 15, Subpart B	ICES-003	Conducted AC Line Emission	Yes	1
Part 15, Subpart B	ICES-003	Radiated Unintentional Spurious Emissions	Yes	2

		EMI Test Report for the BlackBerry® smartphone Model REY21CW, RFC31CW
<b>Test Report No.</b> RTS-5994-1203-71B	<b>Date of Test</b> March 19 - March 21, 2012	<b>FCC ID:</b> L6AREY20CW, L6ARFC30CW <b>IC :</b> 2503A-REY20CW, 2503A-RFC30CW

a) AC CONDUCTED EMISSIONS

The conducted emissions were measured using the test procedure outlined in CISPR Recommendation 22 through a 50 Ohm Line Impedance Stabilization Network (LISN), which was inserted in the power line to the equipment to provide the specified impedance for measurements. The EUT was placed on a nonconductive wooden table, 80 cm high that was positioned 40 cm from a vertical ground plane. The RF output of the network was connected to an EMI receiver system with characteristics that duplicate those of the receiver specified in CISPR Publication 16. BlackBerry® smartphone was in battery charging mode. The input voltage was 120 V, 60 Hz.

The following test configurations were measured for model REY21CW:

Test Configuration	Operating Mode(s)	Charger + Accessories
1	CDMA CELL Idle, Audio Playback	Fixed Blade, Wired Stereo Headset, 1.0m Legacy USB Cable
2	CDMA PCS Idle, Video Playback	Alt. Fixed Blade, Wired Headset, 1.0m USB Cable T
3	FM Radio	Alt.2 Fixed Blade, Alt. Wired Headset, 1.2m USB Cable T, external battery charger, Alt. USB Y-Cable
4	CDMA CELL Idle	IBM Thinkpad Lenovo T60p laptop, Alt. Wired Headset, 1.2m USB Cable TCS
5	CDMA PCS Idle	Fixed Blade, Wired Stereo Headset, 1.2m USB Cable TCRS, USB Y-Cable, external battery charger
6	CDMA CELL Idle, Audio Playback	Alt.2 Fixed Blade, Wired Headset, 1.0m USB Cable THL

The sample EUT's conducted emissions were compared with respect to the FCC CFR 47 Part 15, Subpart B, and IC ICES-003, Class B limit. The sample EUT had a worst test case margin of 8.19 dB below the QP limit at 0.407 MHz using the QP detector and 1.25 dB below the AVG limit at 0.407 MHz using the AVG detector in Test Configuration 4.

**Measurement Uncertainty ±3.0 dB**

To view the test data/plots, see APPENDIX 1.

			EMI Test Report for the BlackBerry® smartphone Model REY21CW, RFC31CW		
<b>Test Report No.</b> RTS-5994-1203-71B		<b>Date of Test</b> March 19 - March 21, 2012		<b>FCC ID:</b> L6AREY20CW, L6ARFC30CW <b>IC :</b> 2503A-REY20CW, 2503A-RFC30CW	

## b) RADIATED EMISSIONS

The radiated emissions from the EUT were measured using the methods outlined in CISPR Recommendation 22. The EUT was placed on a nonconductive Styrofoam table, 80 cm high that was positioned on a remote controlled turntable. The test distance used between the EUT and the receiving antenna was three metres. The turntable was rotated to determine the azimuth of the peak emissions. Then the emissions were maximized by elevating the antenna in the range of 1 to 4 metres. The maximum emission level was recorded. The frequency range measured was from 30 MHz to 5.0 GHz. Both the horizontal and vertical polarizations of the emissions were measured.

The measurements were done in a semi-anechoic chamber. The FCC registration number is **778487** and the Industry Canada(IC) file number is **2503B-1**. The EUT was configured and operated to produce the maximum radiated emissions while still keeping within RIM's specifications.

The BlackBerry® smartphone was in battery charging mode for all configurations. The ac input voltage was 120V, 60Hz.

The following test configurations were measured for model REY21CW:

Test Configuration	Operating Mode(s)	Charger + Accessories
1	CDMA CELL Idle, Audio Playback	Fixed Blade, Wired Stereo Headset, 1.0m Legacy USB Cable
2	CDMA PCS Idle, Video Playback	Alt. Fixed Blade, Wired Headset, 1.0m USB Cable T
3	FM Radio	Alt.2 Fixed Blade, Alt. Wired Headset, 1.2m USB Cable T, external battery charger, Alt. USB Y-Cable
4	CDMA CELL Idle	IBM Thinkpad Lenovo T60p laptop, Alt. Wired Headset, 1.2m USB Cable TCS
5	CDMA PCS Idle	Fixed Blade, Wired Stereo Headset, 1.2m USB Cable TCRS, USB Y-Cable, external battery charger
6	CDMA CELL Idle, Audio Playback	Alt.2 Fixed Blade, Wired Headset, 1.0m USB Cable THL

The system's radiated emission levels were compared with respect to the FCC CFR 47 Part 15, Subpart B, and IC ICES-003, Class B limit.

The system met the requirements with a worst test case emission margin of 6.52 dB below the QP limit at 432.0 MHz using QP detector in Test Configuration 4.

To view the test data see APPENDIX 2.



	EMI Test Report for the BlackBerry® smartphone Model REY21CW, RFC31CW	
<b>Test Report No.</b> RTS-5994-1203-71B	<b>Date of Test</b> March 19 - March 21, 2012	<b>FCC ID:</b> L6AREY20CW, L6ARFC30CW <b>IC :</b> 2503A-REY20CW, 2503A-RFC30CW

**Sample Calculation:**

Field Strength (dBµV/m) is calculated as follows:


FS = Measured Level (dBµV) + A.F. (dB/m) + Cable Loss (dB) - Preamp (dB) + Filter Loss (dB)

**Measurement Uncertainty ±4.6 dB**


		EMI Test Report for the BlackBerry® smartphone Model REY21CW, RFC31CW	
<b>Test Report No.</b> RTS-5994-1203-71B	<b>Date of Test</b> March 19 - March 21, 2012	<b>FCC ID:</b> L6AREY20CW, L6ARFC30CW <b>IC :</b> 2503A-REY20CW, 2503A-RFC30CW	

## F. Compliance Test Equipment Used

<u>UNIT</u>	<u>MANUFACTURER</u>	<u>MODEL</u>	<u>SERIAL NUMBER</u>	<u>CAL DUE DATE</u> (YY MM DD)	<u>USE</u>
Preamplifier	Sonoma	310N/11909A	185831	12-10-17	Radiated Emissions
Preamplifier system	TDK RF Solutions	PA-02	080010	12-10-17	Radiated Emissions
EMC Analyzer	Rohde & Schwarz	ESIB 40	3942A00517	12-12-08	Radiated Emissions
Digital Multimeter	Hewlett Packard	34401A	US36042324	12-11-16	Conducted/Radiated Emissions
T/RH Meter	OMEGA	iTHX-SD	0380561	12-10-20	Radiated Emission
T/RH Meter	OMEGA	iTHX-SD	0380567	12-10-20	Radiated Emission
L.I.S.N.	Rohde & Schwarz	ENV216	100060	13-10-25	Conducted Emissions
Hybrid Log Antenna	EMC Automation	HLP-3003C	017401	13-08-23	Radiated Emissions
Horn Antenna	EMC Automation	HRN-0118	030101	12-07-20	Radiated Emissions
Universal Radio Communication Tester	Rohde & Schwarz	CMU 200	112394	12-11-30	Radiated Emissions
Universal Radio Communication Tester	Rohde & Schwarz	CMU 200	112395	12-11-21	Radiated/Conducted Emissions
EMI Test Receiver	Rohde & Schwarz	ESU 40	100162	12-12-07	Radiated/Conducted Emissions
Bluetooth Tester	Rohde & Schwarz	CBT	100368	12-12-01	Radiated Emissions
Bluetooth Tester	Rohde & Schwarz	CBT	100370	12-12-01	Radiated/Conducted Emissions

	EMI Test Report for the BlackBerry® smartphone Model REY21CW, RFC31CW <b>APPENDIX 1</b>	
<b>Test Report No.</b> RTS-5994-1203-71B	<b>Date of Test</b> March 19 - March 21, 2012	<b>FCC ID:</b> L6AREY20CW, L6ARFC30CW <b>IC :</b> 2503A-REY20CW, 2503A-RFC30CW

## APPENDIX 1 - AC CONDUCTED EMISSIONS TEST DATA

	EMI Test Report for the BlackBerry® smartphone Model REY21CW, RFC31CW	
	<b>APPENDIX 1</b>	
<b>Test Report No.</b> RTS-5994-1203-71B	<b>Date of Test</b> March 19 - March 21, 2012	<b>FCC ID:</b> L6AREY20CW, L6ARFC30CW <b>IC :</b> 2503A-REY20CW, 2503A-RFC30CW

### AC Conducted Emissions Test Results

The following test configurations were measured for model REY21CW.

The following tests were performed by Shuo Wang.

#### Test Configuration 1


Date of the test: March 21, 2012

The environmental conditions were:   Temperature:   24.6 °C  
   Humidity:         44.7 %

Frequency (MHz)	Line	Reading (QP) (dBµV)	Correction Factor (dB)	Corrected Reading (QP) (dBµV)	Limit (QP) (dBµV)	Limit (AV) (dBµV)	Margin (QP) Limits (dB)
0.213	L1	34.48	10.77	45.24	63.10	53.10	-17.86
0.263	L1	30.91	10.42	41.33	61.40	51.40	-20.07
0.335	L1	33.36	10.11	43.47	59.30	49.30	-15.83
0.704	L1	29.96	9.83	39.79	56.00	46.00	-16.21
1.235	L1	30.47	9.80	40.27	56.00	46.00	-15.73
1.289	L1	30.34	9.80	40.14	56.00	46.00	-15.86
3.354	L1	28.60	9.89	38.49	56.00	46.00	-17.51
4.862	L1	26.47	9.91	36.37	56.00	46.00	-19.63
8.214	L1	25.38	9.98	35.36	60.00	50.00	-24.64
0.164	N	33.35	11.14	44.49	65.30	55.30	-20.81
0.213	N	32.13	10.79	42.92	63.10	53.10	-20.18
0.267	N	31.31	10.41	41.72	61.20	51.20	-19.48
0.641	N	22.03	9.85	31.88	56.00	46.00	-24.12
2.931	N	23.57	9.88	33.45	56.00	46.00	-22.56
3.318	N	21.90	9.89	31.79	56.00	46.00	-24.21
4.448	N	24.23	9.91	34.14	56.00	46.00	-21.86
4.934	N	24.73	9.91	34.64	56.00	46.00	-21.36
7.022	N	26.31	9.96	36.27	60.00	50.00	-23.73

All other emission levels had test margins of greater than 25 dB. Measurements were done with the quasi-peak detector.

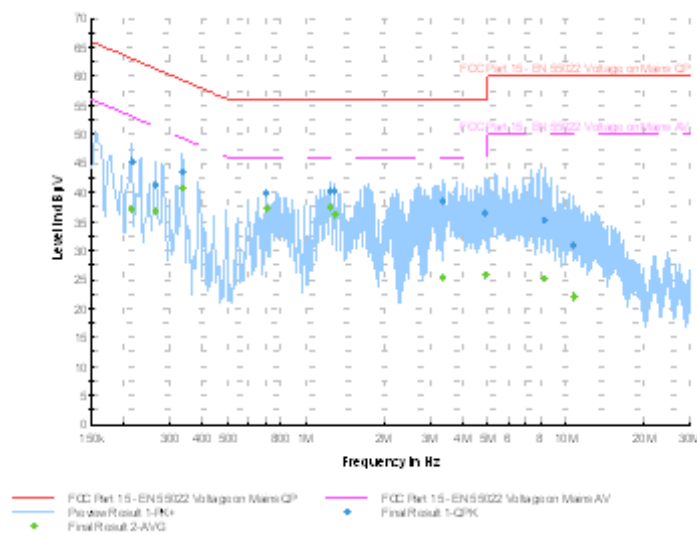
See figure 1-1 and figure 1-2 for the measurement plot of the L1 and N lines of AC power line conducted emission

	EMI Test Report for the BlackBerry® smartphone Model REY21CW, RFC31CW <b>APPENDIX 1</b>	
	<b>Test Report No.</b> RTS-5994-1203-71B	<b>Date of Test</b> March 19 - March 21, 2012

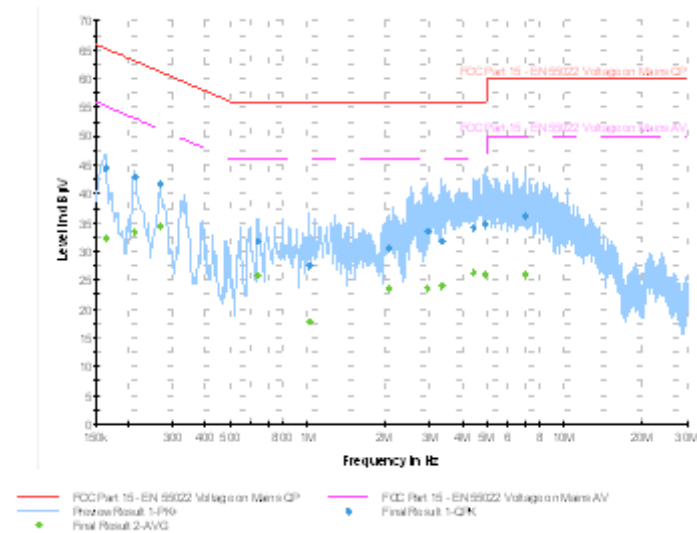
## AC Conducted Emissions Test Graphs


### Test Configuration 1

**Figure 1-1: L1 lines**



**Figure 1-2: N Lines**



	EMI Test Report for the BlackBerry® smartphone Model REY21CW, RFC31CW <b>APPENDIX 1</b>	
<b>Test Report No.</b> RTS-5994-1203-71B	<b>Date of Test</b> March 19 - March 21, 2012	<b>FCC ID:</b> L6AREY20CW, L6ARFC30CW <b>IC :</b> 2503A-REY20CW, 2503A-RFC30CW

AC Conducted Emissions Test Results cont'd

Test Configuration 2


Date of the test: March 21, 2012

The environmental conditions were: Temperature: 25.8 °C  
Humidity: 35.0 %

Frequency (MHz)	Line	Reading (QP) (dBµV)	Correction Factor (dB)	Corrected Reading (QP) (dBµV)	Limit (QP) (dBµV)	Limit (AV) (dBµV)	Margin (QP) Limits (dB)
0.209	L1	28.78	10.80	39.58	63.30	53.30	-23.72
0.272	L1	30.16	10.36	40.52	61.10	51.10	-20.58
0.339	L1	28.20	10.10	38.30	59.20	49.20	-20.90
0.542	L1	26.72	9.89	36.61	56.00	46.00	-19.40
10.721	L1	29.22	9.97	39.19	60.00	50.00	-20.81
0.402	N	27.13	10.02	37.15	57.80	47.80	-20.65
0.542	N	28.35	9.89	38.24	56.00	46.00	-17.76
0.861	N	25.38	9.82	35.20	56.00	46.00	-20.80
1.559	N	21.39	9.81	31.21	56.00	46.00	-24.80
11.373	N	25.45	10.00	35.45	60.00	50.00	-24.55

All other emission levels had test margins of greater than 25 dB. Measurements were done with the quasi-peak detector.

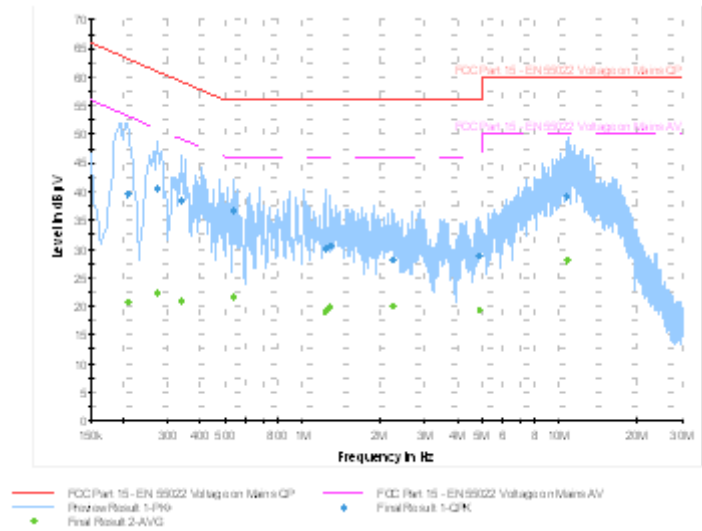
See figure 1-3 and figure 1-4 for the measurement plot of the L1 and N lines of AC power line conducted emissions.

	EMI Test Report for the BlackBerry® smartphone Model REY21CW, RFC31CW <b>APPENDIX 1</b>	
<b>Test Report No.</b> RTS-5994-1203-71B	<b>Date of Test</b> March 19 - March 21, 2012	<b>FCC ID:</b> L6AREY20CW, L6ARFC30CW <b>IC :</b> 2503A-REY20CW, 2503A-RFC30CW

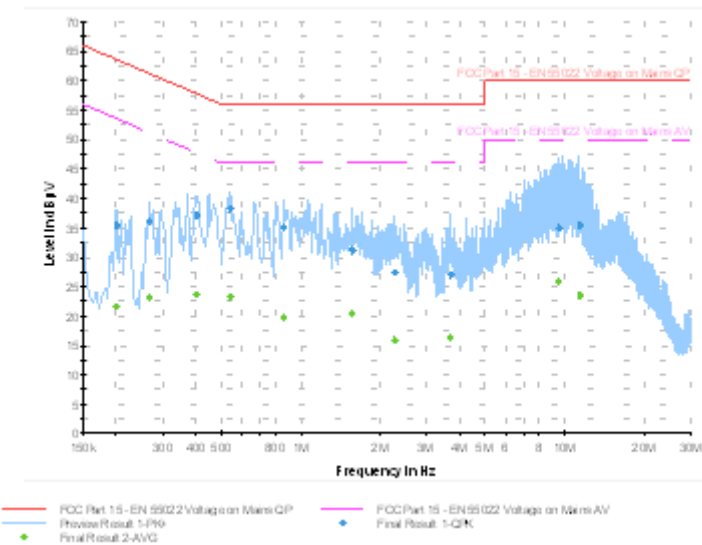
## AC Conducted Emissions Test Graphs


### Test Configuration 2

**Figure 1-3: L1 lines**



**Figure 1-4: N Lines**



		EMI Test Report for the BlackBerry® smartphone Model REY21CW, RFC31CW <b>APPENDIX 1</b>	
<b>Test Report No.</b> RTS-5994-1203-71B	<b>Date of Test</b> March 19 - March 21, 2012	<b>FCC ID:</b> L6AREY20CW, L6ARFC30CW <b>IC :</b> 2503A-REY20CW, 2503A-RFC30CW	

AC Conducted Emissions Test Results cont'd

Test Configuration 3

Date of the test: March 21, 2012


The environmental conditions were: Temperature: 27.1 °C  
Humidity: 33.7 %

Frequency (MHz)	Line	Reading (QP) (dBµV)	Correction Factor (dB)	Corrected Reading (QP) (dBµV)	Limit (QP) (dBµV)	Limit (AV) (dBµV)	Margin (QP) Limits (dB)
0.677	L1	23.65	9.84	33.49	56.00	46.00	-22.51
0.834	L1	21.49	9.82	31.31	56.00	46.00	-24.69
9.510	L1	28.13	9.97	38.10	60.00	50.00	-21.90
0.384	N	28.20	10.05	38.25	58.20	48.20	-19.95
0.461	N	28.88	9.94	38.82	56.70	46.70	-17.88
0.902	N	24.56	9.81	34.37	56.00	46.00	-21.63
1.527	N	22.58	9.81	32.39	56.00	46.00	-23.61
10.815	N	25.20	9.99	35.19	60.00	50.00	-24.81

All other emission levels had test margins of greater than 25 dB.  
Measurements were done with the quasi-peak.

See figure 1-5 and figure 1-6 for the measurement plot of the L1 and N lines of AC power line conducted emissions.

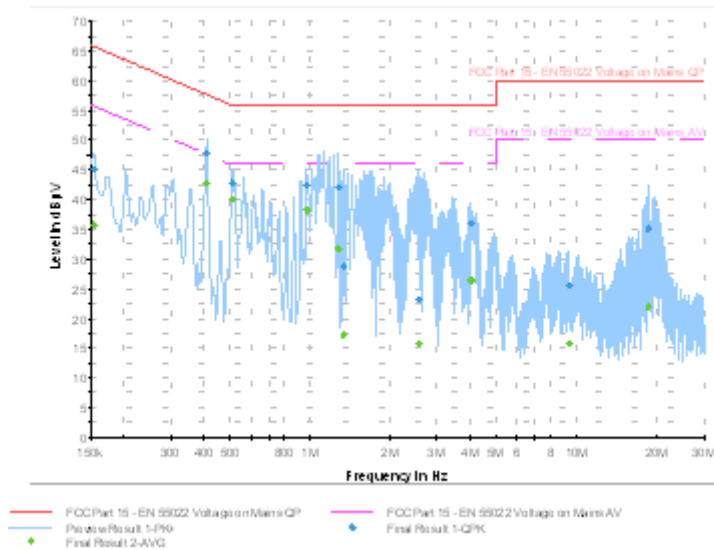


	EMI Test Report for the BlackBerry® smartphone Model REY21CW, RFC31CW <b>APPENDIX 1</b>	
<b>Test Report No.</b> RTS-5994-1203-71B	<b>Date of Test</b> March 19 - March 21, 2012	<b>FCC ID:</b> L6AREY20CW, L6ARFC30CW <b>IC :</b> 2503A-REY20CW, 2503A-RFC30CW

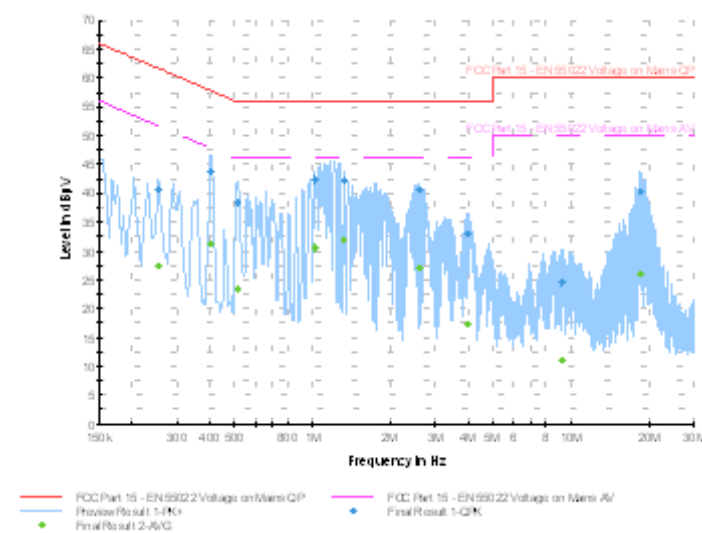
## AC Conducted Emissions Test Graphs


### Test Configuration 3

**Figure 1-5: L1 lines**



**Figure 1-6: N Lines**



		EMI Test Report for the BlackBerry® smartphone Model REY21CW, RFC31CW <b>APPENDIX 1</b>	
<b>Test Report No.</b> RTS-5994-1203-71B	<b>Date of Test</b> March 19 - March 21, 2012	<b>FCC ID:</b> L6AREY20CW, L6ARFC30CW <b>IC :</b> 2503A-REY20CW, 2503A-RFC30CW	


AC Conducted Emissions Test Results cont'd

Test Configuration 4

Date of the test: March 21, 2012

The environmental conditions were: Temperature: 27.1 °C  
Humidity: 34.1 %

Frequency (MHz)	Line	Reading (QP) (dBµV)	Correction Factor (dB)	Corrected Reading (QP) (dBµV)	Limit (QP) (dBµV)	Margin (QP) Limits (dB)
0.254	L1	30.84	10.48	41.33	61.60	-20.27
0.407	L1	39.51	10.00	49.52	57.70	<b>-8.19</b>
0.506	L1	32.40	9.91	42.31	56.00	-13.69
1.217	L1	35.67	9.80	45.47	56.00	-10.53
1.271	L1	36.27	9.80	46.07	56.00	-9.93
2.598	L1	34.39	9.86	44.24	56.00	-11.76
2.648	L1	32.82	9.86	42.68	56.00	-13.32
4.025	L1	27.42	9.90	37.32	56.00	-18.68
18.438	L1	25.76	10.22	35.98	60.00	-24.02
0.254	N	29.77	10.50	40.27	61.60	-21.33
0.402	N	34.24	10.02	44.26	57.80	-13.54
0.506	N	30.78	9.91	40.70	56.00	-15.30
1.014	N	32.45	9.81	42.26	56.00	-13.74
1.320	N	32.29	9.81	42.10	56.00	-13.90
2.589	N	30.33	9.86	40.19	56.00	-15.81
4.011	N	23.35	9.90	33.25	56.00	-22.75
18.483	N	31.25	10.23	41.49	60.00	-18.51


		EMI Test Report for the BlackBerry® smartphone Model REY21CW, RFC31CW <b>APPENDIX 1</b>	
<b>Test Report No.</b> RTS-5994-1203-71B	<b>Date of Test</b> March 19 - March 21, 2012	<b>FCC ID:</b> L6AREY20CW, L6ARFC30CW <b>IC :</b> 2503A-REY20CW, 2503A-RFC30CW	

AC Conducted Emissions Test Results cont'd

Frequency (MHz)	Line	Reading (AVG) (dBµV)	Correction Factor (dB)	Corrected Reading (AVG) (dBµV)	Limit (AV) (dBµV)	Margin (AVG) Limits (dB)
0.254	L1	27.65	10.48	38.13	51.60	-13.47
0.407	L1	36.45	10.00	46.45	47.70	<b>-1.25</b>
0.506	L1	28.92	9.91	38.82	46.00	-7.18
1.217	L1	32.94	9.80	42.74	46.00	-3.26
1.271	L1	30.52	9.80	40.33	46.00	-5.68
2.598	L1	19.70	9.86	29.55	46.00	-16.45
2.648	L1	21.39	9.86	31.25	46.00	-14.76
4.025	L1	14.51	9.90	24.41	46.00	-21.59
18.438	L1	17.28	10.22	27.49	50.00	-22.51

All other emission levels had test margins greater than 25 dB.  
Measurements were done with the quasi-peak and the average detector.

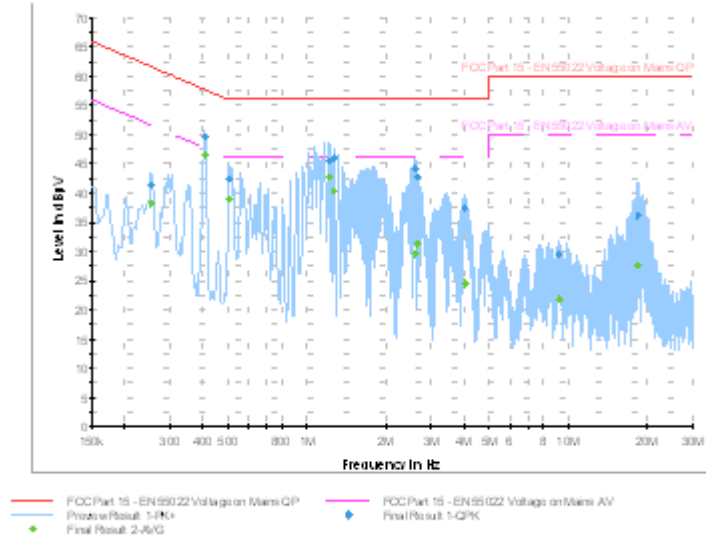
See figure 1-7 and figure 1-8 for the measurement plot of the L1 and N lines of AC power line conducted emissions.

	EMI Test Report for the BlackBerry® smartphone Model REY21CW, RFC31CW <b>APPENDIX 1</b>	
<b>Test Report No.</b> RTS-5994-1203-71B	<b>Date of Test</b> March 19 - March 21, 2012	<b>FCC ID:</b> L6AREY20CW, L6ARFC30CW <b>IC :</b> 2503A-REY20CW, 2503A-RFC30CW

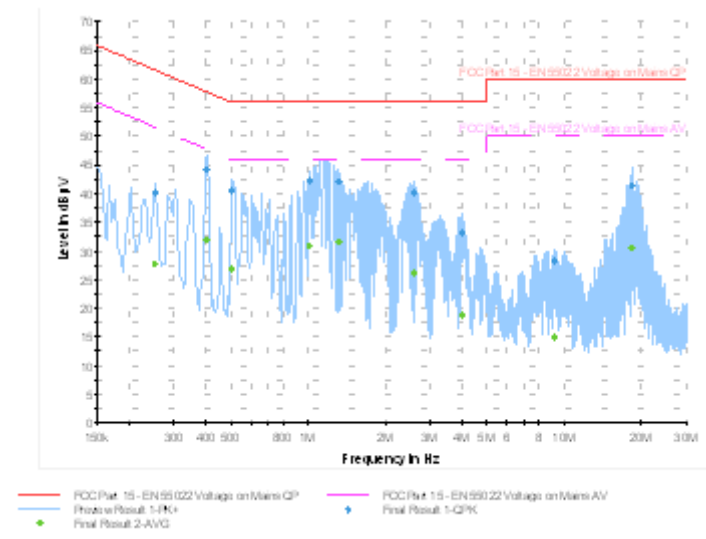
## AC Conducted Emissions Test Graphs


### Test Configuration 4

**Figure 1-7: L1 lines**



**Figure 1-8: N Lines**



		EMI Test Report for the BlackBerry® smartphone Model REY21CW, RFC31CW <b>APPENDIX 1</b>	
<b>Test Report No.</b> RTS-5994-1203-71B	<b>Date of Test</b> March 19 - March 21, 2012	<b>FCC ID:</b> L6AREY20CW, L6ARFC30CW <b>IC :</b> 2503A-REY20CW, 2503A-RFC30CW	

### AC Conducted Emissions Test Results cont'd

#### Test Configuration 5


Date of the test: March 21, 2012

The environmental conditions were: Temperature: 25.8 °C  
Humidity: 35.0 %

Frequency (MHz)	Line	Reading (QP) (dBµV)	Correction Factor (dB)	Corrected Reading (QP) (dBµV)	Limit (QP) (dBµV)	Limit (AV) (dBµV)	Margin (QP) Limits (dB)
0.164	L1	34.13	11.11	45.24	65.30	55.30	-20.06
0.357	L1	31.62	10.08	41.69	58.80	48.80	-17.11
0.623	L1	28.48	9.85	38.33	56.00	46.00	-17.67
0.933	L1	29.86	9.81	39.67	56.00	46.00	-16.33
1.343	L1	28.74	9.80	38.55	56.00	46.00	-17.46
2.540	L1	27.78	9.85	37.64	56.00	46.00	-18.37
2.594	L1	22.37	9.86	32.23	56.00	46.00	-23.77
4.574	L1	24.84	9.90	34.74	56.00	46.00	-21.26
0.164	N	32.21	11.14	43.35	65.30	55.30	-21.95
0.357	N	26.51	10.09	36.60	58.80	48.80	-22.20
0.938	N	24.35	9.81	34.16	56.00	46.00	-21.84
1.928	N	22.84	9.83	32.67	56.00	46.00	-23.33
2.396	N	25.42	9.85	35.27	56.00	46.00	-20.73
4.106	N	26.86	9.91	36.76	56.00	46.00	-19.24

All other emission levels had test margins greater than 25 dB.  
Measurements were done with the quasi-peak.

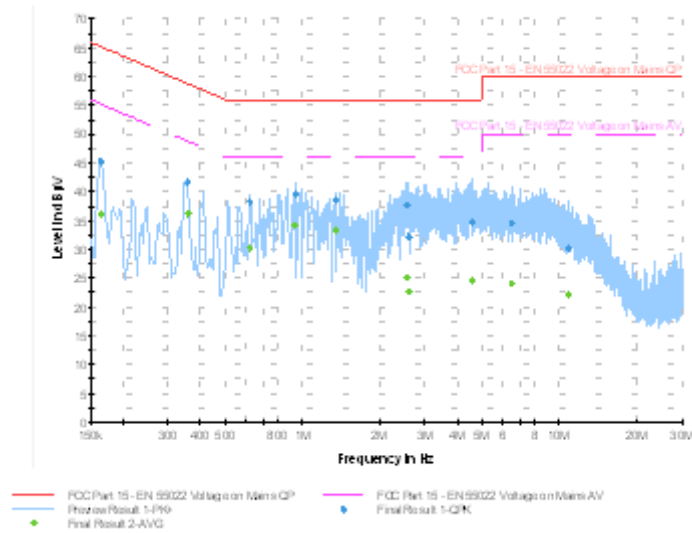
See figure 1-9 and figure 1-10 for the measurement plot of the L1 and N lines of AC power line conducted emissions.

	EMI Test Report for the BlackBerry® smartphone Model REY21CW, RFC31CW <b>APPENDIX 1</b>	
<b>Test Report No.</b> RTS-5994-1203-71B	<b>Date of Test</b> March 19 - March 21, 2012	<b>FCC ID:</b> L6AREY20CW, L6ARFC30CW <b>IC :</b> 2503A-REY20CW, 2503A-RFC30CW

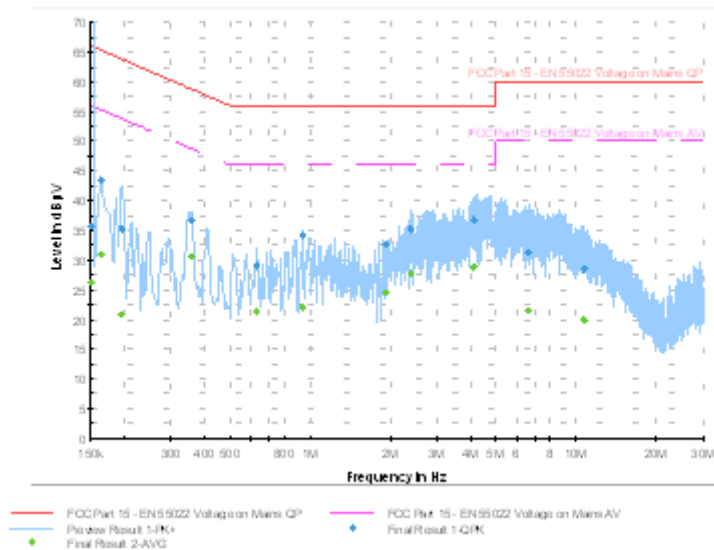
## AC Conducted Emissions Test Graphs


### Test Configuration 5

**Figure 1-9: L1 lines**



**Figure 1-10: N Lines**



		EMI Test Report for the BlackBerry® smartphone Model REY21CW, RFC31CW <b>APPENDIX 1</b>	
<b>Test Report No.</b> RTS-5994-1203-71B	<b>Date of Test</b> March 19 - March 21, 2012	<b>FCC ID:</b> L6AREY20CW, L6ARFC30CW <b>IC :</b> 2503A-REY20CW, 2503A-RFC30CW	

AC Conducted Emissions Test Results cont'd

Test Configuration 6

Date of the test: March 21, 2012

The environmental conditions were: Temperature: 26.8 °C  
Humidity: 33.9 %

Frequency (MHz)	Line	Reading (QP) (dBµV)	Correction Factor (dB)	Corrected Reading (QP) (dBµV)	Limit (QP) (dBµV)	Limit (AV) (dBµV)	Margin (QP) Limits (dB)
0.164	L1	39.11	11.11	50.22	65.30	55.30	-15.08
0.218	L1	31.02	10.73	41.75	62.90	52.90	-21.15
0.411	L1	29.73	9.99	39.72	57.60	47.60	-17.88
0.623	L1	28.43	9.85	38.29	56.00	46.00	-17.72
0.812	L1	29.29	9.82	39.11	56.00	46.00	-16.90
1.271	L1	27.29	9.80	37.09	56.00	46.00	-18.91
2.756	L1	24.81	9.86	34.68	56.00	46.00	-21.32
4.137	L1	22.70	9.90	32.60	56.00	46.00	-23.40
4.947	L1	23.34	9.91	33.25	56.00	46.00	-22.75
0.164	N	33.81	11.14	44.96	65.30	55.30	-20.35
0.348	N	24.49	10.10	34.60	59.00	49.00	-24.40
0.411	N	23.75	10.01	33.76	57.60	47.60	-23.84
4.322	N	25.00	9.91	34.91	56.00	46.00	-21.09

All other emission levels had test margins greater than 25 dB.  
Measurements were done with the quasi-peak.

See figure 1-11 and figure 1-12 for the measurement plot of the L1 and N lines of AC power line conducted emissions.

**Test Report No.**  
 RTS-5994-1203-71B

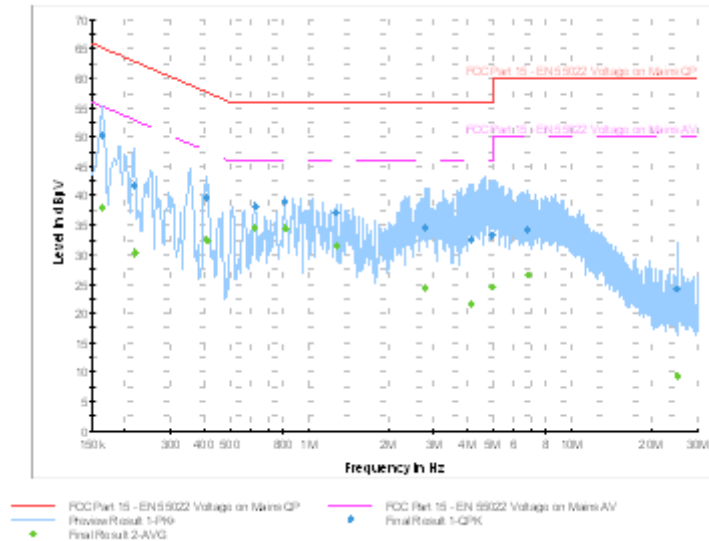
**Date of Test**  
 March 19 - March 21, 2012

**FCC ID:** L6AREY20CW, L6ARFC30CW  
**IC :** 2503A-REY20CW, 2503A-RFC30CW

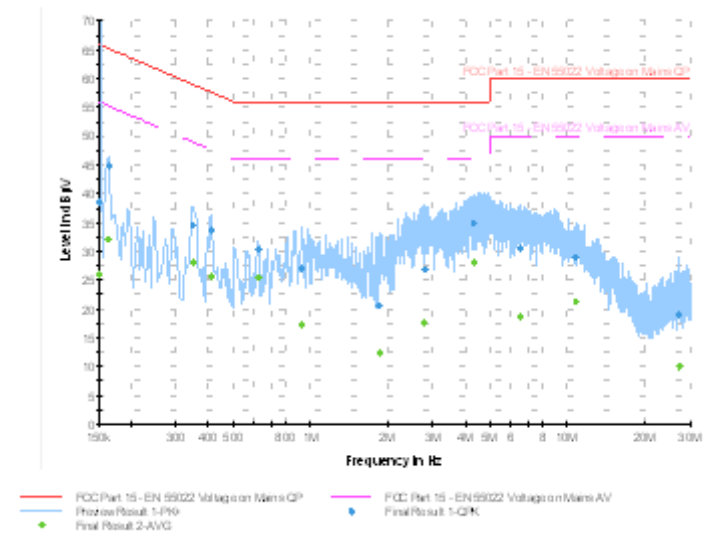
AC Conducted Emissions Test Graphs

Test Configuration 6


**Figure 1-11: L1 lines**




**Figure 1-12: N Lines**





	EMI Test Report for the BlackBerry® smartphone Model REY21CW, RFC31CW <b>APPENDIX 2</b>	
<b>Test Report No.</b> RTS-5994-1203-71B	<b>Date of Test</b> March 19 - March 21, 2012	<b>FCC ID:</b> L6AREY20CW, L6ARFC30CW <b>IC :</b> 2503A-REY20CW, 2503A-RFC30CW

## APPENDIX 2 - RADIATED EMISSIONS TEST DATA

		EMI Test Report for the BlackBerry® smartphone Model REY21CW, RFC31CW <b>APPENDIX 2</b>	
<b>Test Report No.</b> RTS-5994-1203-71B	<b>Date of Test</b> March 19 - March 21, 2012	<b>FCC ID:</b> L6AREY20CW, L6ARFC30CW <b>IC :</b> 2503A-REY20CW, 2503A-RFC30CW	

### Radiated Emissions Test Results

The following test configurations were measured for model REY21CW.

The following tests were performed by Ven Olis.


#### Test Configuration 1

Date of the test: March 20, 2011

The environmental conditions were: Temperature: 27.1 °C  
Humidity: 33.5 %

Frequency (MHz)	Antenna		Test Angle (Deg.)	Detector (Q.P. or Peak)	Measured Level (dBµV)	Correction Factor for preamp/antenna / cables/ filter (dB/m)	Field Strength Level (reading +corr) (dBµV/m)	Limit @ 3.0 m (dBµV/m)	Test Margin (dB)
	Pol. (V/H)	Height (metres)							
49.200	V	1.84	292.00	Q.P.	43.85	-15.87	27.98	40.00	-12.02
223.900	V	1.73	242.00	Q.P.	30.38	-8.01	22.37	46.00	-23.63
300.600	H	1.31	288.00	Q.P.	26.09	-4.96	21.13	46.00	-24.87
402.650	V	1.44	282.00	Q.P.	24.35	-1.22	23.13	46.00	-22.87

All other emission levels had test margins greater than 25 dB.

	EMI Test Report for the BlackBerry® smartphone Model REY21CW, RFC31CW <b>APPENDIX 2</b>	
<b>Test Report No.</b> RTS-5994-1203-71B	<b>Date of Test</b> March 19 - March 21, 2012	<b>FCC ID:</b> L6AREY20CW, L6ARFC30CW <b>IC :</b> 2503A-REY20CW, 2503A-RFC30CW


### Radiated Emissions Test Results cont'd

#### Test Configuration 2

Date of the test: March 20, 2011

The environmental conditions were:   Temperature:   25.8 °C  
  Humidity:             35.0 %

All emission levels had test margins greater than 25 dB.

		EMI Test Report for the BlackBerry® smartphone Model REY21CW, RFC31CW <b>APPENDIX 2</b>	
<b>Test Report No.</b> RTS-5994-1203-71B	<b>Date of Test</b> March 19 - March 21, 2012	<b>FCC ID:</b> L6AREY20CW, L6ARFC30CW <b>IC :</b> 2503A-REY20CW, 2503A-RFC30CW	

Radiated Emissions Test Results cont'd


Test Configuration 3

Date of the test: March 19, 2011

The environmental conditions were: Temperature: 27.1 °C  
Humidity: 33.7 %

Frequency (MHz)	Antenna		Test Angle (Deg.)	Detector (Q.P. or Peak)	Measured Level (dBµV)	Correction Factor for preamp/antenna / cables/ filter (dB/m)	Field Strength Level (reading+c orr) (dBµV/m)	Limit @ 3.0 m (dBµV/m)	Test Margin (dB)
	Pol. (V/H)	Height (metres)							
49.500	V	1.49	217.00	Q.P.	38.17	-16.01	22.16	40.00	-17.84
83.000	V	1.40	254.00	Q.P.	32.70	-13.19	19.51	40.00	-20.49
433.050	H	2.14	205.00	Q.P.	23.22	-0.32	22.90	46.00	-23.10

All other emission levels had test margins greater than 25 dB.

	EMI Test Report for the BlackBerry® smartphone Model REY21CW, RFC31CW <b>APPENDIX 2</b>	
	<b>Test Report No.</b> RTS-5994-1203-71B	<b>Date of Test</b> March 19 - March 21, 2012

Radiated Emissions Test Results cont'd


Test Configuration 4

Date of the test: March 20, 2011

The environmental conditions were: Temperature: 27.1 °C  
Humidity: 34.1 %

Frequency (MHz)	Antenna		Test Angle (Deg.)	Detector (Q.P. or Peak)	Measured Level (dBµV)	Correction Factor for preamp/antenna / cables/ filter (dB/m)	Field Strength Level (reading+c orr) (dBµV/m)	Limit @ 3.0 m (dBµV/m)	Test Margin (dB)
	Pol. (V/H)	Height (metres)							
39.200	V	1.47	164.00	Q.P.	33.06	-14.03	19.03	40.00	-20.97
144.050	H	2.42	45.00	Q.P.	41.06	-10.85	30.21	43.50	-13.29
198.900	H	1.73	57.00	Q.P.	32.22	-6.57	25.65	43.50	-17.85
240.000	H	1.44	99.00	Q.P.	43.40	-8.46	34.94	46.00	-11.06
245.900	H	1.43	93.00	Q.P.	32.28	-8.01	24.27	46.00	-21.73
432.000	V	2.04	229.00	Q.P.	39.89	-0.41	39.48	46.00	<b>-6.52</b>
480.050	H	0.98	241.00	Q.P.	32.54	1.25	33.79	46.00	-12.21

All other emission levels had test margins greater than 25 dB.

		EMI Test Report for the BlackBerry® smartphone Model REY21CW, RFC31CW <b>APPENDIX 2</b>	
<b>Test Report No.</b> RTS-5994-1203-71B	<b>Date of Test</b> March 19 - March 21, 2012	<b>FCC ID:</b> L6AREY20CW, L6ARFC30CW <b>IC :</b> 2503A-REY20CW, 2503A-RFC30CW	

Radiated Emissions Test Results cont'd

Test Configuration 5

Date of the test: March 20, 2011

The environmental conditions were: Temperature: 25.8 °C  
Humidity: 35 %

Frequency (MHz)	Antenna		Test Angle (Deg.)	Detector (Q.P. or Peak)	Measured Level (dBµV)	Correction Factor for preamp/antenna / cables/ filter (dB/m)	Field Strength Level (reading+c orr) (dBµV/m)	Limit @ 3.0 m (dBµV/m)	Test Margin (dB)
	Pol. (V/H)	Height (metres)							
39.000	V	1.52	197.00	Q.P.	29.25	-13.97	15.28	40.00	-24.72
81.450	V	1.41	267.00	Q.P.	42.08	-13.32	28.76	40.00	-11.24
142.750	V	1.67	264.00	Q.P.	35.61	-10.80	24.81	43.50	-18.69
218.900	V	1.73	173.00	Q.P.	30.01	-7.78	22.23	46.00	-23.77
412.650	V	1.41	344.00	Q.P.	30.19	-0.68	29.51	46.00	-16.49

All other emission levels had test margins greater than 25 dB.

		EMI Test Report for the BlackBerry® smartphone Model REY21CW, RFC31CW <b>APPENDIX 2</b>	
<b>Test Report No.</b> RTS-5994-1203-71B	<b>Date of Test</b> March 19 - March 21, 2012	<b>FCC ID:</b> L6AREY20CW, L6ARFC30CW <b>IC :</b> 2503A-REY20CW, 2503A-RFC30CW	

Radiated Emissions Test Results cont'd

Test Configuration 6

Date of the test: March 20, 2011

The environmental conditions were: Temperature: 26.8 °C  
Humidity: 33.9 %

Frequency (MHz)	Antenna		Test Angle (Deg.)	Detector (Q.P. or Peak)	Measured Level (dBµV)	Correction Factor for preamp/antenna / cables/ filter (dB/m)	Field Strength Level (reading+c orr) (dBµV/m)	Limit @ 3.0 m (dBµV/m)	Test Margin (dB)
	Pol. (V/H)	Height (metres)							
52.800	V	1.65	54.00	Q.P.	36.05	-16.25	19.80	40.00	-20.20
182.650	H	2.03	168.00	Q.P.	28.02	-9.17	18.85	43.50	-24.65
199.950	V	1.48	205.00	Q.P.	29.81	-6.21	23.60	43.50	-19.90
362.300	V	1.72	38.00	Q.P.	26.16	-2.74	23.42	46.00	-22.58
420.150	H	1.88	150.00	Q.P.	25.51	-0.59	24.92	46.00	-21.08
677.800	H	2.15	97.00	Q.P.	23.22	5.58	28.80	46.00	-17.20
679.900	H	2.78	33.00	Q.P.	23.42	5.66	29.08	46.00	-16.92
684.550	H	2.31	205.00	Q.P.	23.33	5.96	29.29	46.00	-16.71
696.600	H	1.20	264.00	Q.P.	23.03	6.49	29.52	46.00	-16.48

All other emission levels had test margins greater than 25 dB.