
	Document Appendix E for the BlackBerry® Smartphone Model RFA91LW SAR Report			Page 1(18)
	Author Data Andrew Becker	Dates of Test Aug 21 – Nov 23, 2012	Test Report No RTS-6012-1211-32	FCC ID: L6ARFA90LW

APPENDIX E: PHOTOGRAPHS

Headset Jack

Audio Output



Voice Microphone

Figure E1. BlackBerry Smartphone



Figure E2. Body worn holster – front



Figure E3. Body worn holsters – back



Figure E4. Head configuration (Right Touch/Tilt)



Figure E5. Head configuration (Left Touch/Tilt)


	Document Appendix E for the BlackBerry® Smartphone Model RFA91LW SAR Report			Page 7(18)
	Author Data Andrew Becker	Dates of Test Aug 21 – Nov 23, 2012	Test Report No RTS-6012-1211-32	FCC ID: L6ARFA90LW



Figure E6. Body-worn configuration (No Holster, back side 15mm away)




Figure E7. Body-worn configuration (No Holster, front side 15mm away)



Figure E8. Body-worn configuration (Vertical Holster, back facing phantom)



Figure E9. Body-worn configuration (Vertical Holster, front facing phantom)

	Document Appendix E for the BlackBerry® Smartphone Model RFA91LW SAR Report			Page 11(18)
	Author Data Andrew Becker	Dates of Test Aug 21 – Nov 23, 2012	Test Report No RTS-6012-1211-32	FCC ID: L6ARFA90LW




Figure E10. Body-worn configuration (No Holster, headset, back 15mm away)





Figure E11. Body-worn configuration (Vertical Holster, headset, back)



Figure E12. Back side MHS configuration, 10 mm away

	Document Appendix E for the BlackBerry® Smartphone Model RFA91LW SAR Report			Page 14(18)
	Author Data Andrew Becker	Dates of Test Aug 21 – Nov 23, 2012	Test Report No RTS-6012-1211-32	FCC ID: L6ARFA90LW




Figure E13. Front side MHS configuration, 10 mm away



Figure E14. Right side MHS configuration, 10 mm away



Figure E15. Left side MHS configuration, 10 mm away




Figure E16. Top side MHS configuration, 10 mm away



Figure E17. Bottom side MHS configuration, 10 mm away