
	Document			Page
	Appendix A for the BlackBerry® Smartphone Model REW71UW SAR Report			1(9)
Author Data	Dates of Test	Test Report No	FCC ID:	IC ID
Andrew Becker	February 02 – March 6 , 2012	RTS-5992-1203-29	L6AREW70UW	2503A-REW70UW

APPENDIX A: SAR DISTRIBUTION COMPARISON FOR ACCURACY VERIFICATION

	Document			Page
	Appendix A for the BlackBerry® Smartphone Model REW71UW SAR Report			2(9)
Author Data	Dates of Test	Test Report No	FCC ID:	IC ID
Andrew Becker	February 02 – March 6 , 2012	RTS-5992-1203-29	L6AREW70UW	2503A-REW70UW

Date/Time: 2/9/2012 2:38:44 PM

Test Laboratory: RIM Testing Services

DipoleValidation_835MHz_02_09_12_Amb_Tem_23.5_Liq_Tem_20.5C

DUT: Dipole 835 MHz; Type: D835V2; Serial: D835V2 - SN:446

Communication System: CW; Frequency: 835 MHz

Medium parameters used: $f = 835$ MHz; $\sigma = 0.927$ mho/m; $\epsilon_r = 40.834$; $\rho = 1000$ kg/m³

Phantom section: Flat Section

Measurement Standard: DASYS (IEEE/IEC/ANSI C63.19-2007)

DASY Configuration:

- Probe: ES3DV3 - SN3225; ConvF(6.06, 6.06, 6.06); Calibrated: 1/11/2012
- Sensor-Surface: 3mm (Mechanical Surface Detection), $z = 2.0, 32.0$
- Electronics: DAE3 Sn472; Calibrated: 3/7/2011
- Phantom: SAM 1; Type: SAM 4.0; Serial: 1076
- DASYS2 52.8.0(692); SEMCAD X 14.6.4(4989)

Configuration/d=15mm, Pin=1000mW/Area Scan (31x121x1): Measurement

grid: $dx=15$ mm, $dy=15$ mm

Maximum value of SAR (interpolated) = 11.420 mW/g

Configuration/d=15mm, Pin=1000mW/Zoom Scan (5x5x7) 2 2

(5x5x7)/Cube 0: Measurement grid: $dx=7.5$ mm, $dy=7.5$ mm, $dz=5$ mm

Reference Value = 115.5 V/m; Power Drift = -0.05 dB

Peak SAR (extrapolated) = 14.8260

SAR(1 g) = 9.93 mW/g; SAR(10 g) = 6.47 mW/g

Maximum value of SAR (measured) = 11.663 mW/g

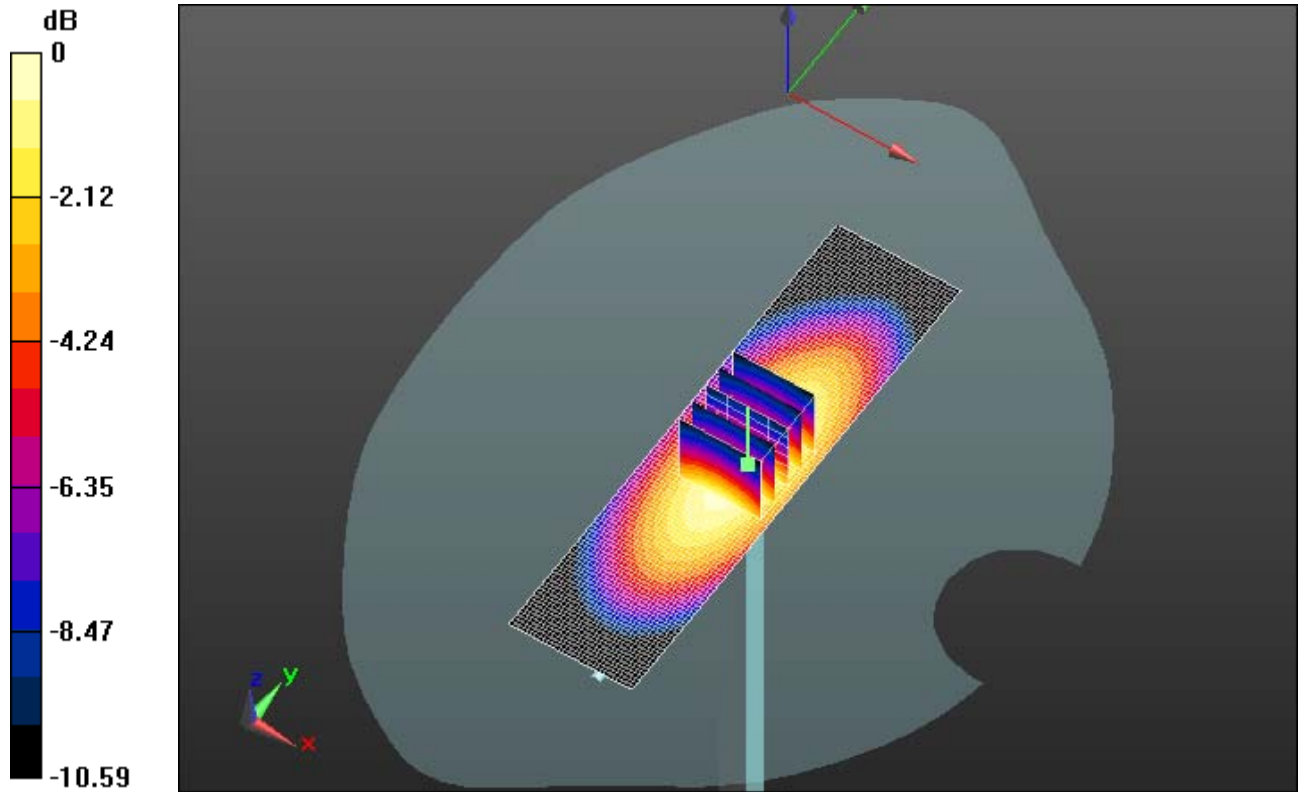
Author Data
Andrew Becker

Dates of Test
February 02 – March 6 , 2012


Test Report No
RTS-5992-1203-29

FCC ID:
L6AREW70UW

IC ID
2503A-REW70UW



0 dB = 11.660mW/g = 21.33 dB mW/g

	Document			Page
	Appendix A for the BlackBerry® Smartphone Model REW71UW SAR Report			4(9)
Author Data	Dates of Test	Test Report No	FCC ID:	IC ID
Andrew Becker	February 02 – March 6 , 2012	RTS-5992-1203-29	L6AREW70UW	2503A-REW70UW

Date/Time: 2/13/2012 9:54:06 AM

Test Laboratory: RIM Testing Services

DipoleValidation_835MHz_02_13_12_Amb_Tem_22.4_Liq_Tem_21.1C

DUT: Dipole 835 MHz; Type: D835V2; Serial: D835V2 - SN:446

Communication System: CW; Frequency: 835 MHz

Medium parameters used: $f = 835$ MHz; $\sigma = 0.896$ mho/m; $\epsilon_r = 41.426$; $\rho = 1000$ kg/m³

Phantom section: Flat Section

Measurement Standard: DASYS (IEEE/IEC/ANSI C63.19-2007)

DASY Configuration:

- Probe: ES3DV3 - SN3225; ConvF(6.06, 6.06, 6.06); Calibrated: 1/11/2012
- Sensor-Surface: 3mm (Mechanical Surface Detection), $z = 2.0, 32.0$
- Electronics: DAE3 Sn472; Calibrated: 3/7/2011
- Phantom: SAM 1; Type: SAM 4.0; Serial: 1076
- DASYS2 52.8.0(692); SEMCAD X 14.6.4(4989)

Configuration/d=15mm, Pin=1000mW/Area Scan (31x121x1): Measurement

grid: $dx=15$ mm, $dy=15$ mm

Maximum value of SAR (interpolated) = 11.268 mW/g

Configuration/d=15mm, Pin=1000mW/Zoom Scan (5x5x7) 2 2

(5x5x7)/Cube 0: Measurement grid: $dx=7.5$ mm, $dy=7.5$ mm, $dz=5$ mm

Reference Value = 115.6 V/m; Power Drift = -0.08 dB

Peak SAR (extrapolated) = 14.3100

SAR(1 g) = 9.6 mW/g; SAR(10 g) = 6.26 mW/g

Maximum value of SAR (measured) = 11.305 mW/g

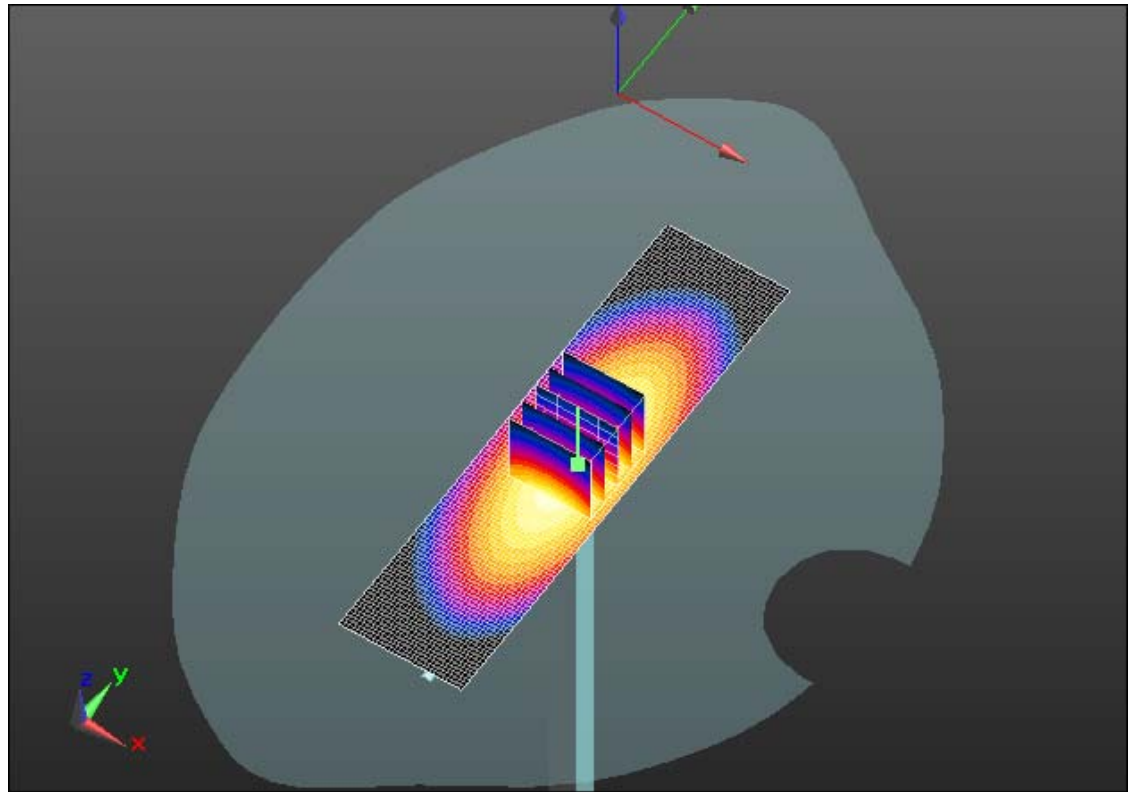
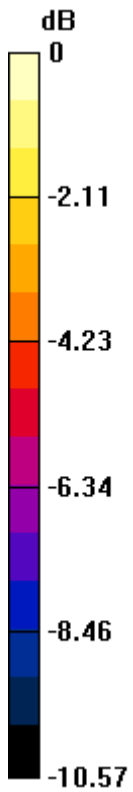
Author Data
Andrew Becker

Dates of Test
February 02 – March 6 , 2012


Test Report No
RTS-5992-1203-29

FCC ID:
L6AREW70UW

IC ID
2503A-REW70UW



0 dB = 11.300mW/g = 21.06 dB mW/g

	Document			Page
	Appendix A for the BlackBerry® Smartphone Model REW71UW SAR Report			6(9)
Author Data	Dates of Test	Test Report No	FCC ID:	IC ID
Andrew Becker	February 02 – March 6, 2012	RTS-5992-1203-29	L6AREW70UW	2503A-REW70UW

Date/Time: 2/2/2012 11:14:30 AM

Test Laboratory: RIM Testing Services

DipoleValidation_1800MHz_02_02_12_Amb_Tem_22.6_Liq_Tem_21.5C

DUT: Dipole 1800 MHz; Type: D1800V2; Serial: D1800V2 - SN:2d020

Communication System: CW; Frequency: 1800 MHz

Medium parameters used: $f = 1800$ MHz; $\sigma = 1.504$ mho/m; $\epsilon_r = 40.658$; $\rho = 1000$ kg/m³

Phantom section: Flat Section

Measurement Standard: DASYS (IEEE/IEC/ANSI C63.19-2007)

DASY Configuration:

- Probe: ET3DV6 - SN1644; ConvF(5.1, 5.1, 5.1); Calibrated: 11/15/2011
- Sensor-Surface: 4mm (Mechanical Surface Detection), $z = 2.7, 32.7$
- Electronics: DAE3 Sn472; Calibrated: 3/7/2011
- Phantom: SAM 1; Type: SAM 4.0; Serial: 1076
- DASYS2 52.8.0(692); SEMCAD X 14.6.4(4989)

Configuration/d=10mm, Pin=1000mW/Area Scan (31x61x1): Measurement

grid: $dx=15$ mm, $dy=15$ mm

Maximum value of SAR (interpolated) = 43.670 mW/g

Configuration/d=10mm, Pin=1000mW/Zoom Scan (5x5x7) 2 (5x5x7)/Cube

0: Measurement grid: $dx=7.5$ mm, $dy=7.5$ mm, $dz=5$ mm

Reference Value = 179.3 V/m; Power Drift = 0.0064 dB

Peak SAR (extrapolated) = 67.0060

SAR(1 g) = 38.4 mW/g; SAR(10 g) = 20.2 mW/g

Maximum value of SAR (measured) = 43.731 mW/g

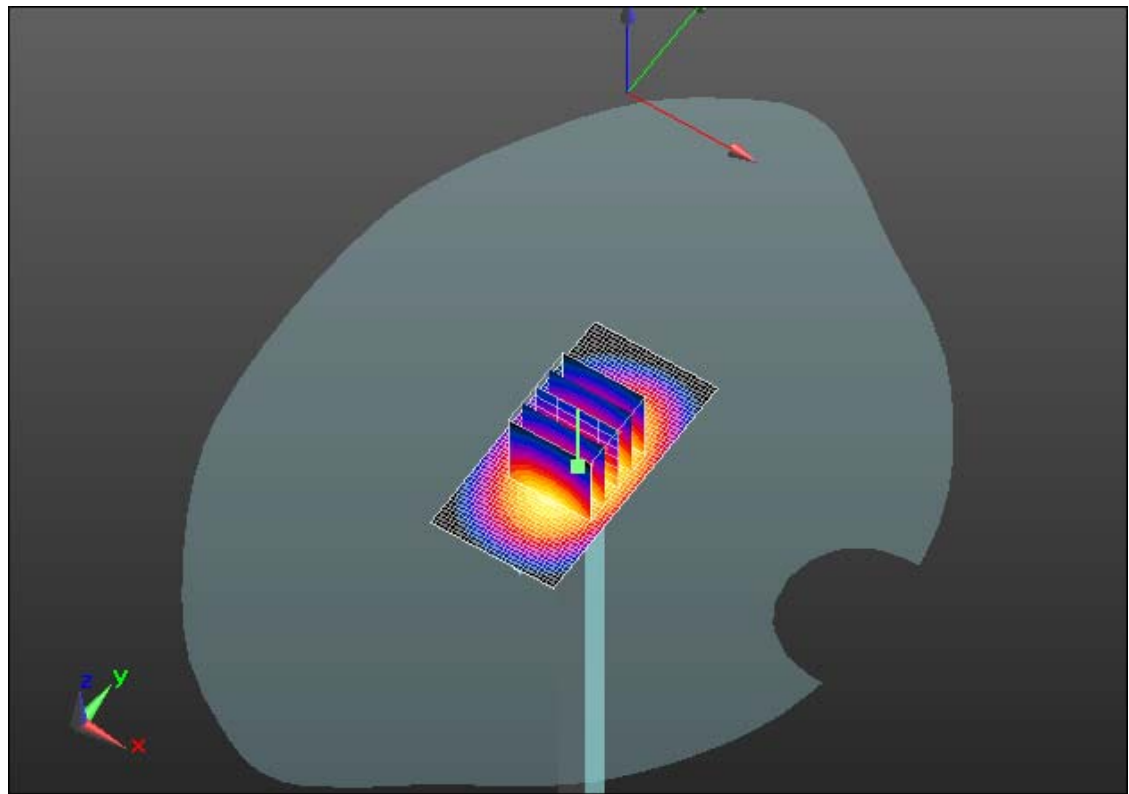
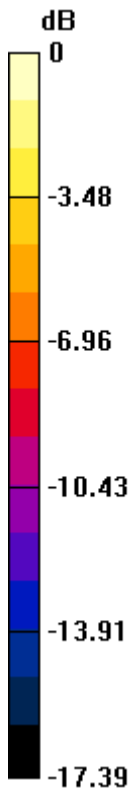
Author Data
Andrew Becker

Dates of Test
February 02 – March 6 , 2012


Test Report No
RTS-5992-1203-29

FCC ID:
L6AREW70UW

IC ID
2503A-REW70UW



0 dB = 43.730mW/g = 32.82 dB mW/g

	Document			Page
	Appendix A for the BlackBerry® Smartphone Model REW71UW SAR Report			8(9)
Author Data	Dates of Test	Test Report No	FCC ID:	IC ID
Andrew Becker	February 02 – March 6 , 2012	RTS-5992-1203-29	L6AREW70UW	2503A-REW70UW

Date/Time: 2/6/2012 10:40:17 AM

Test Laboratory: RIM Testing Services

DipoleValidation_1800MHz_02_06_12_Amb_Tem_22.8_Liq_Tem_21.0C

DUT: Dipole 1800 MHz; Type: D1800V2; Serial: D1800V2 - SN:2d020

Communication System: CW; Frequency: 1800 MHz

Medium parameters used: $f = 1800$ MHz; $\sigma = 1.455$ mho/m; $\epsilon_r = 40.622$; $\rho = 1000$ kg/m³

Phantom section: Flat Section

Measurement Standard: DASYS (IEEE/IEC/ANSI C63.19-2007)

DASY Configuration:

- Probe: ET3DV6 - SN1644; ConvF(5.1, 5.1, 5.1); Calibrated: 11/15/2011
- Sensor-Surface: 4mm (Mechanical Surface Detection), $z = 2.7, 32.7$
- Electronics: DAE3 Sn472; Calibrated: 3/7/2011
- Phantom: SAM 1; Type: SAM 4.0; Serial: 1076
- DASYS2 52.8.0(692); SEMCAD X 14.6.4(4989)

Configuration/d=10mm, Pin=1000mW/Area Scan (31x61x1): Measurement

grid: $dx=15$ mm, $dy=15$ mm

Maximum value of SAR (interpolated) = 40.097 mW/g

Configuration/d=10mm, Pin=1000mW/Zoom Scan (5x5x7) 2 (5x5x7)/Cube

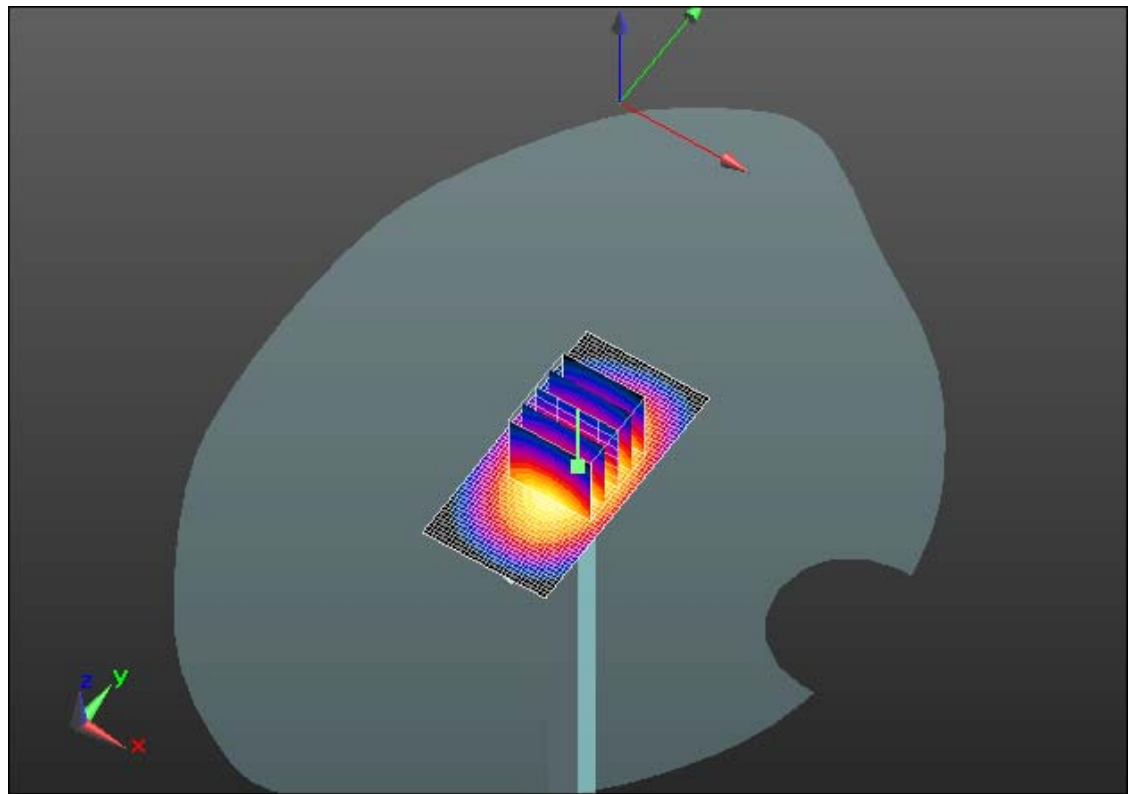
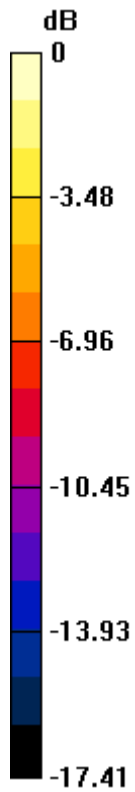
0: Measurement grid: $dx=7.5$ mm, $dy=7.5$ mm, $dz=5$ mm

Reference Value = 177.5 V/m; Power Drift = -0.05 dB

Peak SAR (extrapolated) = 61.8710

SAR(1 g) = 35.5 mW/g; SAR(10 g) = 18.7 mW/g

Maximum value of SAR (measured) = 40.400 mW/g



0 dB = 40.400mW/g = 32.13 dB mW/g