
	Document Appendix C for the BlackBerry® Smartphone Model RDD71UW/REM71UW SAR Report			Page 1(53)
	Author Data Andrew Becker	Dates of Test Apr 13 – July 4, 2011	Test Report No RTS-2579-1106-34C	FCC ID: L6ARDD70UW L6AREM70UW

APPENDIX C: SAR DISTRIBUTION PLOTS FOR BODY-WORN CONFIGURATION

	Document Appendix C for the BlackBerry® Smartphone Model RDD71UW/REM71UW SAR Report			Page 2(53)
	Author Data Andrew Becker	Dates of Test Apr 13 – July 4, 2011	Test Report No RTS-2579-1106-34C	FCC ID: L6ARDD70UW L6AREM70UW

Date/Time: 6/7/2011 5:53:29 PM, Date/Time: 6/7/2011 6:00:43 PM

Test Laboratory: RIM Testing Services

15mm_Spacer_Back_GPRS850_low_chan_amb_temp_23.5_liq_temp_2

2.2C

DUT: BlackBerry Smartphone; Type: Sample ; Serial: 279CCF51

Communication System: GPRS 850; Communication System Band: GPRS 850;
Frequency: 824.2 MHz; Communication System PAR: 6.232 dB
Medium parameters used: $f = 825 \text{ MHz}$; $\sigma = 0.98 \text{ mho/m}$; $\epsilon_r = 53.791$; $\rho = 1000 \text{ kg/m}^3$
Phantom section: Flat Section
Measurement Standard: DASYS (IEEE/IEC/ANSI C63.19-2007)

DASY5 Configuration:

- Probe: ES3DV3 - SN3225; ConvF(6.3, 6.3, 6.3); Calibrated: 1/13/2011
- Sensor-Surface: 4mm (Mechanical Surface Detection)
- Electronics: DAE3 Sn472; Calibrated: 3/7/2011
- Phantom: SAM 2; Type: SAM 4.0; Serial: 1080
- Measurement SW: DASY52, Version 52.6 (2); SEMCAD X Version 14.4.4 (2829)

Configuration/Touch position -/Area Scan (61x91x1): Measurement grid:

$dx=15\text{mm}$, $dy=15\text{mm}$

Maximum value of SAR (interpolated) = 0.775 mW/g

Configuration/Touch position -/Zoom Scan (5x5x7) (5x5x5)/Cube 0:

Measurement grid: $dx=7.5\text{mm}$, $dy=7.5\text{mm}$, $dz=5\text{mm}$

Reference Value = 26.473 V/m; Power Drift = -0.06 dB

Peak SAR (extrapolated) = 0.956 W/kg

SAR(1 g) = 0.725 mW/g; SAR(10 g) = 0.520 mW/g

Maximum value of SAR (measured) = 0.765 mW/g


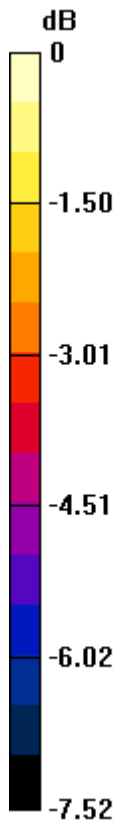
Author Data
Andrew Becker

Dates of Test
Apr 13 – July 4, 2011


Test Report No
RTS-2579-1106-34C

FCC ID:
L6ARDD70UW
L6AREM70UW

IC ID
2503A-RDD70UW
2503A-REM70UW



0 dB = 0.760mW/g

	Document Appendix C for the BlackBerry® Smartphone Model RDD71UW/REM71UW SAR Report			Page 4(53)
	Author Data Andrew Becker	Dates of Test Apr 13 – July 4, 2011	Test Report No RTS-2579-1106-34C	FCC ID: L6ARDD70UW L6AREM70UW

Date/Time: 6/7/2011 5:33:28 PM, Date/Time: 6/7/2011 5:40:45 PM

Test Laboratory: RIM Testing Services

15mm_Spacer_Back_GPRS850_mid_chan_amb_temp_23.5_liq_temp_2 2.2C

DUT: BlackBerry Smartphone; Type: Sample ; Serial: 279CCF51

Communication System: GPRS 850; Communication System Band: GPRS 850;
Frequency: 836.8 MHz; Communication System PAR: 6.232 dB
Medium parameters used (interpolated): $f = 836.8$ MHz; $\sigma = 0.994$ mho/m; $\epsilon_r = 53.676$; $\rho = 1000$ kg/m³
Phantom section: Flat Section
Measurement Standard: DASYS (IEEE/IEC/ANSI C63.19-2007)

DASY5 Configuration:

- Probe: ES3DV3 - SN3225; ConvF(6.3, 6.3, 6.3); Calibrated: 1/13/2011
- Sensor-Surface: 4mm (Mechanical Surface Detection)
- Electronics: DAE3 Sn472; Calibrated: 3/7/2011
- Phantom: SAM 2; Type: SAM 4.0; Serial: 1080
- Measurement SW: DASYS2, Version 52.6 (2); SEMCAD X Version 14.4.4 (2829)

Configuration/Touch position -/Area Scan (61x91x1): Measurement grid:
dx=15mm, dy=15mm

[Info: Interpolated medium parameters used for SAR evaluation.](#)

Maximum value of SAR (interpolated) = 1.084 mW/g

Configuration/Touch position -/Zoom Scan (5x5x7) (5x5x5)/Cube 0:

Measurement grid: dx=7.5mm, dy=7.5mm, dz=5mm

Reference Value = 30.091 V/m; Power Drift = 0.02 dB

Peak SAR (extrapolated) = 1.327 W/kg

SAR(1 g) = 1.01 mW/g; SAR(10 g) = 0.727 mW/g

[Info: Interpolated medium parameters used for SAR evaluation.](#)

Maximum value of SAR (measured) = 1.070 mW/g


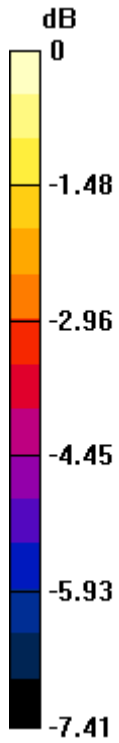
Author Data
Andrew Becker

Dates of Test
Apr 13 – July 4, 2011


Test Report No
RTS-2579-1106-34C

FCC ID:
L6ARDD70UW
L6AREM70UW

IC ID
2503A-RDD70UW
2503A-REM70UW



0 dB = 1.070mW/g

	Document Appendix C for the BlackBerry® Smartphone Model RDD71UW/REM71UW SAR Report			Page 6(53)
	Author Data Andrew Becker	Dates of Test Apr 13 – July 4, 2011	Test Report No RTS-2579-1106-34C	FCC ID: L6ARDD70UW L6AREM70UW

Date/Time: 6/7/2011 6:06:59 PM, Date/Time: 6/7/2011 6:14:11 PM

Test Laboratory: RIM Testing Services

15mm_Spacer_Back_GPRS850_high_chan_amb_temp_23.6_liq_temp_22.4C

DUT: BlackBerry Smartphone; Type: Sample ; Serial: 279CCF51

Communication System: GPRS 850; Communication System Band: GPRS 850;
Frequency: 848.8 MHz; Communication System PAR: 6.232 dB
Medium parameters used (interpolated): $f = 848.8$ MHz; $\sigma = 1.004$ mho/m; $\epsilon_r = 53.541$; $\rho = 1000$ kg/m³
Phantom section: Flat Section
Measurement Standard: DASYS (IEEE/IEC/ANSI C63.19-2007)

DASY5 Configuration:

- Probe: ES3DV3 - SN3225; ConvF(6.3, 6.3, 6.3); Calibrated: 1/13/2011
- Sensor-Surface: 4mm (Mechanical Surface Detection)
- Electronics: DAE3 Sn472; Calibrated: 3/7/2011
- Phantom: SAM 2; Type: SAM 4.0; Serial: 1080
- Measurement SW: DASY52, Version 52.6 (2); SEMCAD X Version 14.4.4 (2829)

Configuration/Touch position -/Area Scan (61x91x1): Measurement grid:
dx=15mm, dy=15mm

[Info: Interpolated medium parameters used for SAR evaluation.](#)

Maximum value of SAR (interpolated) = 1.129 mW/g

Configuration/Touch position -/Zoom Scan (5x5x7) (5x5x5)/Cube 0:

Measurement grid: dx=7.5mm, dy=7.5mm, dz=5mm

Reference Value = 31.961 V/m; Power Drift = -0.06 dB

Peak SAR (extrapolated) = 1.421 W/kg

SAR(1 g) = 1.06 mW/g; SAR(10 g) = 0.757 mW/g

[Info: Interpolated medium parameters used for SAR evaluation.](#)

Maximum value of SAR (measured) = 1.130 mW/g


Author Data
Andrew Becker

Dates of Test
Apr 13 – July 4, 2011


Test Report No
RTS-2579-1106-34C

FCC ID:
L6ARDD70UW
L6AREM70UW

IC ID
2503A-RDD70UW
2503A-REM70UW



0 dB = 1.130mW/g

	Document Appendix C for the BlackBerry® Smartphone Model RDD71UW/REM71UW SAR Report			Page 8(53)
	Author Data Andrew Becker	Dates of Test Apr 13 – July 4, 2011	Test Report No RTS-2579-1106-34C	FCC ID: L6ARDD70UW L6AREM70UW

Date/Time: 6/7/2011 6:23:21 PM, Date/Time: 6/7/2011 6:30:35 PM

Test Laboratory: RIM Testing Services

Vertical_Holster_Back_GPRS850_mid_chan_amb_temp_23.3_liq_temp_22.1C

DUT: BlackBerry Smartphone; Type: Sample ; Serial: 279CCF51

Communication System: GPRS 850; Communication System Band: GPRS 850;
Frequency: 836.8 MHz; Communication System PAR: 6.232 dB
Medium parameters used (interpolated): $f = 836.8$ MHz; $\sigma = 0.994$ mho/m; $\epsilon_r = 53.676$; $\rho = 1000$ kg/m³
Phantom section: Flat Section
Measurement Standard: DASYS (IEEE/IEC/ANSI C63.19-2007)

DASY5 Configuration:

- Probe: ES3DV3 - SN3225; ConvF(6.3, 6.3, 6.3); Calibrated: 1/13/2011
- Sensor-Surface: 4mm (Mechanical Surface Detection)
- Electronics: DAE3 Sn472; Calibrated: 3/7/2011
- Phantom: SAM 2; Type: SAM 4.0; Serial: 1080
- Measurement SW: DASY52, Version 52.6 (2); SEMCAD X Version 14.4.4 (2829)

Configuration/Touch position -/Area Scan (61x91x1): Measurement grid:
dx=15mm, dy=15mm

[Info: Interpolated medium parameters used for SAR evaluation.](#)

Maximum value of SAR (interpolated) = 0.942 mW/g

Configuration/Touch position -/Zoom Scan (5x5x7) (5x5x5)/Cube 0:

Measurement grid: dx=7.5mm, dy=7.5mm, dz=5mm

Reference Value = 29.903 V/m; Power Drift = -0.06 dB

Peak SAR (extrapolated) = 1.115 W/kg

SAR(1 g) = 0.879 mW/g; SAR(10 g) = 0.645 mW/g

[Info: Interpolated medium parameters used for SAR evaluation.](#)

Maximum value of SAR (measured) = 0.932 mW/g


Author Data
Andrew Becker

Dates of Test
Apr 13 – July 4, 2011


Test Report No
RTS-2579-1106-34C

FCC ID:
L6ARDD70UW
L6AREM70UW

IC ID
2503A-RDD70UW
2503A-REM70UW



0 dB = 0.930mW/g

	Document Appendix C for the BlackBerry® Smartphone Model RDD71UW/REM71UW SAR Report			Page 10(53)
	Author Data Andrew Becker	Dates of Test Apr 13 – July 4, 2011	Test Report No RTS-2579-1106-34C	FCC ID: L6ARDD70UW L6AREM70UW

Date/Time: 6/7/2011 6:43:33 PM, Date/Time: 6/7/2011 6:50:46 PM

Test Laboratory: RIM Testing Services

15mm_Spacer_Front_GPRS850_mid_chan_amb_temp_23.1_liq_temp_2 1.9C

DUT: BlackBerry Smartphone; Type: Sample ; Serial: 279CCF51

Communication System: GPRS 850; Communication System Band: GPRS 850;
Frequency: 836.8 MHz; Communication System PAR: 6.232 dB
Medium parameters used (interpolated): $f = 836.8$ MHz; $\sigma = 0.994$ mho/m; $\epsilon_r = 53.676$; $\rho = 1000$ kg/m³
Phantom section: Flat Section
Measurement Standard: DASYS (IEEE/IEC/ANSI C63.19-2007)

DASY5 Configuration:

- Probe: ES3DV3 - SN3225; ConvF(6.3, 6.3, 6.3); Calibrated: 1/13/2011
- Sensor-Surface: 4mm (Mechanical Surface Detection)
- Electronics: DAE3 Sn472; Calibrated: 3/7/2011
- Phantom: SAM 2; Type: SAM 4.0; Serial: 1080
- Measurement SW: DASY52, Version 52.6 (2); SEMCAD X Version 14.4.4 (2829)

Configuration/Touch position -/Area Scan (61x91x1): Measurement grid:
dx=15mm, dy=15mm

[Info: Interpolated medium parameters used for SAR evaluation.](#)

Maximum value of SAR (interpolated) = 0.751 mW/g

Configuration/Touch position -/Zoom Scan (5x5x7) (5x5x5)/Cube 0:

Measurement grid: dx=7.5mm, dy=7.5mm, dz=5mm
Reference Value = 23.394 V/m; Power Drift = 0.02 dB
Peak SAR (extrapolated) = 0.930 W/kg
SAR(1 g) = 0.701 mW/g; SAR(10 g) = 0.504 mW/g

[Info: Interpolated medium parameters used for SAR evaluation.](#)

Maximum value of SAR (measured) = 0.752 mW/g


Author Data
Andrew Becker

Dates of Test
Apr 13 – July 4, 2011


Test Report No
RTS-2579-1106-34C

FCC ID:
L6ARDD70UW
L6AREM70UW

IC ID
2503A-RDD70UW
2503A-REM70UW



0 dB = 0.750mW/g

	Document Appendix C for the BlackBerry® Smartphone Model RDD71UW/REM71UW SAR Report			Page 12(53)
	Author Data Andrew Becker	Dates of Test Apr 13 – July 4, 2011	Test Report No RTS-2579-1106-34C	FCC ID: L6ARDD70UW L6AREM70UW

Date/Time: 6/7/2011 7:00:23 PM, Date/Time: 6/7/2011 7:07:37 PM

Test Laboratory: RIM Testing Services

**15mm_Spacer_Back_Headset_GPRS850_high_chan_amb_temp_23.1_I
iq_temp_22.0C**

DUT: BlackBerry Smartphone; Type: Sample ; Serial: 279CCF51

Communication System: GPRS 850; Communication System Band: GPRS 850;
Frequency: 848.8 MHz; Communication System PAR: 6.232 dB
Medium parameters used (interpolated): $f = 848.8$ MHz; $\sigma = 1.004$ mho/m; $\epsilon_r = 53.541$; $\rho = 1000$ kg/m³
Phantom section: Flat Section
Measurement Standard: DASYS (IEEE/IEC/ANSI C63.19-2007)

DASY5 Configuration:

- Probe: ES3DV3 - SN3225; ConvF(6.3, 6.3, 6.3); Calibrated: 1/13/2011
- Sensor-Surface: 4mm (Mechanical Surface Detection)
- Electronics: DAE3 Sn472; Calibrated: 3/7/2011
- Phantom: SAM 2; Type: SAM 4.0; Serial: 1080
- Measurement SW: DASY52, Version 52.6 (2); SEMCAD X Version 14.4.4 (2829)

Configuration/Touch position -/Area Scan (61x91x1): Measurement grid:
dx=15mm, dy=15mm

[Info: Interpolated medium parameters used for SAR evaluation.](#)

Maximum value of SAR (interpolated) = 0.816 mW/g

Configuration/Touch position -/Zoom Scan (5x5x7) (5x5x5)/Cube 0:

Measurement grid: dx=7.5mm, dy=7.5mm, dz=5mm
Reference Value = 26.663 V/m; Power Drift = -0.17 dB
Peak SAR (extrapolated) = 1.016 W/kg
SAR(1 g) = 0.753 mW/g; SAR(10 g) = 0.538 mW/g

[Info: Interpolated medium parameters used for SAR evaluation.](#)

Maximum value of SAR (measured) = 0.803 mW/g


Author Data
Andrew Becker

Dates of Test
Apr 13 – July 4, 2011


Test Report No
RTS-2579-1106-34C

FCC ID:
L6ARDD70UW
L6AREM70UW

IC ID
2503A-RDD70UW
2503A-REM70UW



0 dB = 0.800mW/g

	Document Appendix C for the BlackBerry® Smartphone Model RDD71UW/REM71UW SAR Report			Page 14(53)
	Author Data Andrew Becker	Dates of Test Apr 13 – July 4, 2011	Test Report No RTS-2579-1106-34C	FCC ID: L6ARDD70UW L6AREM70UW

Date/Time: 5/3/2011 12:54:51 PM, Date/Time: 5/3/2011 1:01:44 PM

Test Laboratory: RIM Testing Services

15mm_Spacer_Back_GSM1900_mid_chan_amb_temp_23.2_liq_temp_2 2.3C

DUT: BlackBerry Smartphone; Type: Sample ; Serial: 27269EDE

Communication System: GSM 1900; Frequency: 1880 MHz; Communication System

PAR: 9.191 dB

Medium parameters used: $f = 1880$ MHz; $\sigma = 1.494$ mho/m; $\epsilon_r = 51.549$; $\rho = 1000$ kg/m³

Phantom section: Flat Section

Measurement Standard: DASYS (IEEE/IEC/ANSI C63.19-2007)

DASY5 Configuration:

- Probe: ES3DV3 - SN3225; ConvF(4.88, 4.88, 4.88); Calibrated: 1/13/2011
- Sensor-Surface: 4mm (Mechanical Surface Detection)
- Electronics: DAE3 Sn473; Calibrated: 1/21/2011
- Phantom: SAM 2; Type: SAM 4.0; Serial: 1080
- Measurement SW: DASYS2, Version 52.6 (2); SEMCAD X Version 14.4.4 (2829)

Configuration/Touch position -/Area Scan (61x91x1): Measurement grid:

dx=15mm, dy=15mm

Maximum value of SAR (interpolated) = 0.262 mW/g

Configuration/Touch position -/Zoom Scan (5x5x7) (5x5x7)/Cube 0:

Measurement grid: dx=7.5mm, dy=7.5mm, dz=5mm

Reference Value = 8.890 V/m; Power Drift = -0.11 dB

Peak SAR (extrapolated) = 0.356 W/kg

SAR(1 g) = 0.237 mW/g; SAR(10 g) = 0.149 mW/g

Maximum value of SAR (measured) = 0.256 mW/g


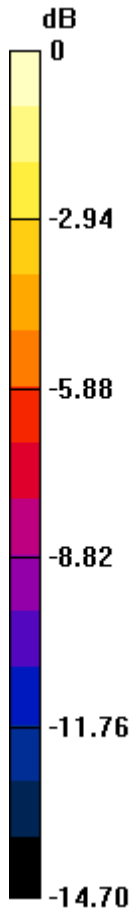
Author Data
Andrew Becker

Dates of Test
Apr 13 – July 4, 2011


Test Report No
RTS-2579-1106-34C

FCC ID:
L6ARDD70UW
L6AREM70UW

IC ID
2503A-RDD70UW
2503A-REM70UW



0 dB = 0.260mW/g

	Document Appendix C for the BlackBerry® Smartphone Model RDD71UW/REM71UW SAR Report			Page 16(53)
	Author Data Andrew Becker	Dates of Test Apr 13 – July 4, 2011	Test Report No RTS-2579-1106-34C	FCC ID: L6ARDD70UW L6AREM70UW

Date/Time: 5/3/2011 1:38:58 PM, Date/Time: 5/3/2011 1:45:52 PM

Test Laboratory: RIM Testing Services

Vertical_Holster_Back_GSM1900_mid_chan_amb_temp_23.1_liq_temp_22.2C

DUT: BlackBerry Smartphone; Type: Sample ; Serial: 27269EDE

Communication System: GSM 1900; Frequency: 1880 MHz; Communication System

PAR: 9.191 dB

Medium parameters used: $f = 1880$ MHz; $\sigma = 1.494$ mho/m; $\epsilon_r = 51.549$; $\rho = 1000$ kg/m³

Phantom section: Flat Section

Measurement Standard: DASYS (IEEE/IEC/ANSI C63.19-2007)

DASY5 Configuration:

- Probe: ES3DV3 - SN3225; ConvF(4.88, 4.88, 4.88); Calibrated: 1/13/2011
- Sensor-Surface: 4mm (Mechanical Surface Detection)
- Electronics: DAE3 Sn473; Calibrated: 1/21/2011
- Phantom: SAM 2; Type: SAM 4.0; Serial: 1080
- Measurement SW: DASYS2, Version 52.6 (2); SEMCAD X Version 14.4.4 (2829)

Configuration/Touch position -/Area Scan (61x91x1): Measurement grid:

dx=15mm, dy=15mm

Maximum value of SAR (interpolated) = 0.202 mW/g

Configuration/Touch position -/Zoom Scan (5x5x7) (5x5x5)/Cube 0:

Measurement grid: dx=7.5mm, dy=7.5mm, dz=5mm

Reference Value = 5.974 V/m; Power Drift = 0.03 dB

Peak SAR (extrapolated) = 0.268 W/kg

SAR(1 g) = 0.185 mW/g; SAR(10 g) = 0.119 mW/g

Maximum value of SAR (measured) = 0.198 mW/g


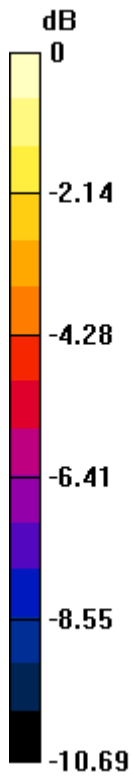
Author Data
Andrew Becker

Dates of Test
Apr 13 – July 4, 2011


Test Report No
RTS-2579-1106-34C

FCC ID:
L6ARDD70UW
L6AREM70UW

IC ID
2503A-RDD70UW
2503A-REM70UW



0 dB = 0.200mW/g

	Document Appendix C for the BlackBerry® Smartphone Model RDD71UW/REM71UW SAR Report			Page 18(53)
	Author Data Andrew Becker	Dates of Test Apr 13 – July 4, 2011	Test Report No RTS-2579-1106-34C	FCC ID: L6ARDD70UW L6AREM70UW

Date/Time: 5/3/2011 1:22:38 PM, Date/Time: 5/3/2011 1:29:31 PM

Test Laboratory: RIM Testing Services

15mm_Spacer_Front_GSM1900_mid_chan_amb_temp_23.2_liq_temp_2 2.3C

DUT: BlackBerry Smartphone; Type: Sample ; Serial: 27269EDE

Communication System: GSM 1900; Frequency: 1880 MHz; Communication System

PAR: 9.191 dB

Medium parameters used: $f = 1880$ MHz; $\sigma = 1.494$ mho/m; $\epsilon_r = 51.549$; $\rho = 1000$ kg/m³

Phantom section: Flat Section

Measurement Standard: DASYS (IEEE/IEC/ANSI C63.19-2007)

DASY5 Configuration:

- Probe: ES3DV3 - SN3225; ConvF(4.88, 4.88, 4.88); Calibrated: 1/13/2011
- Sensor-Surface: 4mm (Mechanical Surface Detection)
- Electronics: DAE3 Sn473; Calibrated: 1/21/2011
- Phantom: SAM 2; Type: SAM 4.0; Serial: 1080
- Measurement SW: DASYS2, Version 52.6 (2); SEMCAD X Version 14.4.4 (2829)

Configuration/Touch position -/Area Scan (61x91x1): Measurement grid:

$dx=15$ mm, $dy=15$ mm

Maximum value of SAR (interpolated) = 0.235 mW/g

Configuration/Touch position -/Zoom Scan (5x5x7) (5x5x5)/Cube 0:

Measurement grid: $dx=7.5$ mm, $dy=7.5$ mm, $dz=5$ mm

Reference Value = 7.800 V/m; Power Drift = 0.0085 dB

Peak SAR (extrapolated) = 0.324 W/kg

SAR(1 g) = 0.214 mW/g; SAR(10 g) = 0.131 mW/g

Maximum value of SAR (measured) = 0.234 mW/g


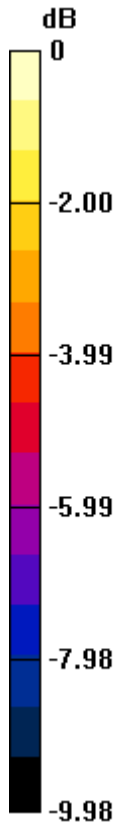
Author Data
Andrew Becker

Dates of Test
Apr 13 – July 4, 2011


Test Report No
RTS-2579-1106-34C

FCC ID:
L6ARDD70UW
L6AREM70UW

IC ID
2503A-RDD70UW
2503A-REM70UW



0 dB = 0.230mW/g

	Document Appendix C for the BlackBerry® Smartphone Model RDD71UW/REM71UW SAR Report			Page 20(53)
	Author Data Andrew Becker	Dates of Test Apr 13 – July 4, 2011	Test Report No RTS-2579-1106-34C	FCC ID: L6ARDD70UW L6AREM70UW

Date/Time: 5/3/2011 1:52:40 PM, Date/Time: 5/3/2011 1:59:36 PM

Test Laboratory: RIM Testing Services

**15mm_Spacer_Back_Headset_GSM1900_mid_chan_amb_temp_23.1_li
q_temp_22.2C**

DUT: BlackBerry Smartphone; Type: Sample ; Serial: 27269EDE

Communication System: GSM 1900; Frequency: 1880 MHz; Communication System

PAR: 9.191 dB

Medium parameters used: $f = 1880$ MHz; $\sigma = 1.494$ mho/m; $\epsilon_r = 51.549$; $\rho = 1000$ kg/m³

Phantom section: Flat Section

Measurement Standard: DASYS (IEEE/IEC/ANSI C63.19-2007)

DASY5 Configuration:

- Probe: ES3DV3 - SN3225; ConvF(4.88, 4.88, 4.88); Calibrated: 1/13/2011
- Sensor-Surface: 4mm (Mechanical Surface Detection)
- Electronics: DAE3 Sn473; Calibrated: 1/21/2011
- Phantom: SAM 2; Type: SAM 4.0; Serial: 1080
- Measurement SW: DASYS2, Version 52.6 (2); SEMCAD X Version 14.4.4 (2829)

Configuration/Touch position -/Area Scan (61x91x1): Measurement grid:

dx=15mm, dy=15mm

Maximum value of SAR (interpolated) = 0.336 mW/g

Configuration/Touch position -/Zoom Scan (5x5x7) (5x5x5)/Cube 0:

Measurement grid: dx=7.5mm, dy=7.5mm, dz=5mm

Reference Value = 10.175 V/m; Power Drift = 0.02 dB

Peak SAR (extrapolated) = 0.431 W/kg

SAR(1 g) = 0.292 mW/g; SAR(10 g) = 0.183 mW/g

Maximum value of SAR (measured) = 0.320 mW/g


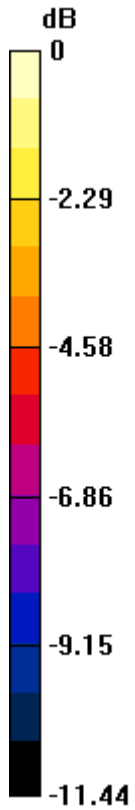
Author Data
Andrew Becker

Dates of Test
Apr 13 – July 4, 2011


Test Report No
RTS-2579-1106-34C

FCC ID:
L6ARDD70UW
L6AREM70UW

IC ID
2503A-RDD70UW
2503A-REM70UW



0 dB = 0.320mW/g

	Document Appendix C for the BlackBerry® Smartphone Model RDD71UW/REM71UW SAR Report			Page 22(53)
	Author Data Andrew Becker	Dates of Test Apr 13 – July 4, 2011	Test Report No RTS-2579-1106-34C	FCC ID: L6ARDD70UW L6AREM70UW

Date/Time: 5/6/2011 12:13:34 PM, Date/Time: 5/6/2011 12:43:29 PM

Test Laboratory: RIM Testing Services

15mm_Spacer_Back_Headset_GPRS1900_mid_chan_amb_temp_23.3_liq_temp_22.4C

DUT: BlackBerry Smartphone; Type: Sample ; Serial: 27269EDE

Communication System: GPRS 1900; Frequency: 1880 MHz; Communication System PAR: 6.232 dB

Medium parameters used: $f = 1880$ MHz; $\sigma = 1.329$ mho/m; $\epsilon_r = 38.5$; $\rho = 1000$ kg/m³

Phantom section: Flat Section

Measurement Standard: DASYS (IEEE/IEC/ANSI C63.19-2007)

DASY5 Configuration:

- Probe: ES3DV3 - SN3225; ConvF(5.26, 5.26, 5.26); Calibrated: 1/13/2011
- Sensor-Surface: 4mm (Mechanical Surface Detection)
- Electronics: DAE3 Sn473; Calibrated: 1/21/2011
- Phantom: SAM 2; Type: SAM 4.0; Serial: 1080
- Measurement SW: DASYS2, Version 52.6 (2); SEMCAD X Version 14.4.4 (2829)

Configuration/Touch position -/Area Scan (61x91x1): Measurement grid:

dx=15mm, dy=15mm

Maximum value of SAR (interpolated) = 0.294 mW/g

Configuration/Touch position -/Zoom Scan (5x5x7) (5x5x7)/Cube 0:

Measurement grid: dx=7.5mm, dy=7.5mm, dz=5mm

Reference Value = 8.763 V/m; Power Drift = 0.53 dB

Peak SAR (extrapolated) = 0.441 W/kg

SAR(1 g) = 0.282 mW/g; SAR(10 g) = 0.175 mW/g

Maximum value of SAR (measured) = 0.303 mW/g

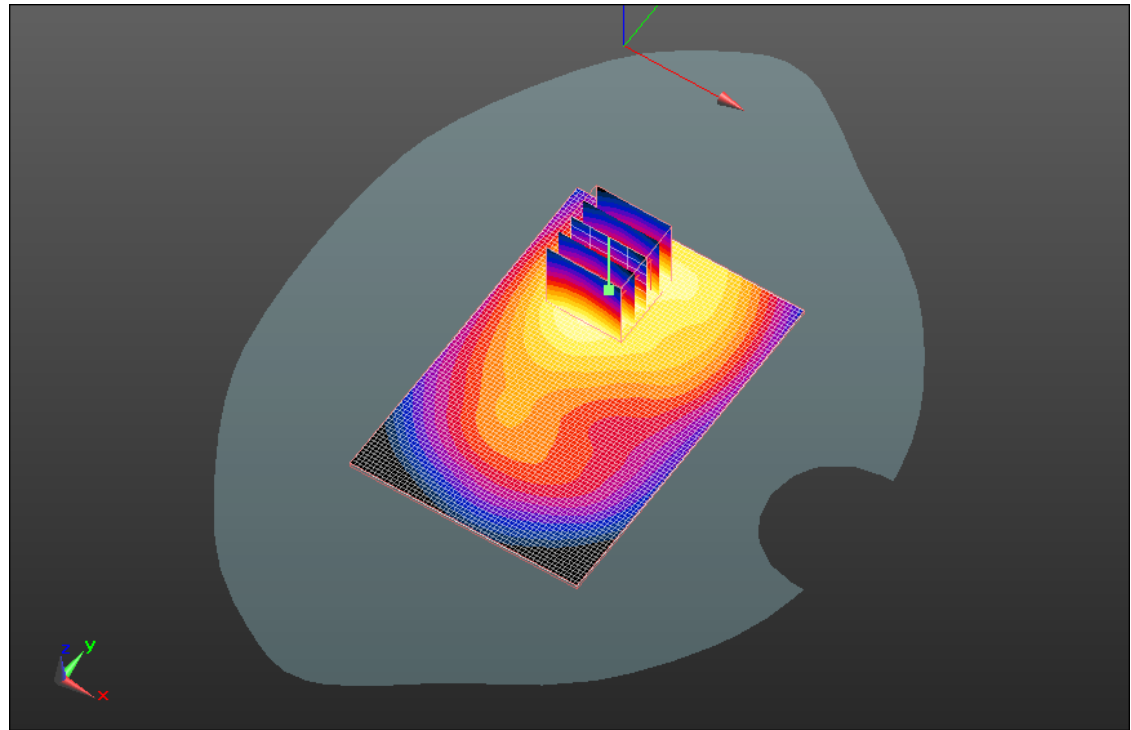
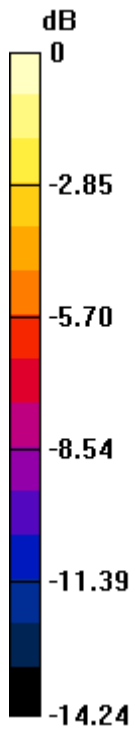
Author Data
Andrew Becker

Dates of Test
Apr 13 – July 4, 2011


Test Report No
RTS-2579-1106-34C

FCC ID:
L6ARDD70UW
L6AREM70UW

IC ID
2503A-RDD70UW
2503A-REM70UW



0 dB = 0.300mW/g

	Document Appendix C for the BlackBerry® Smartphone Model RDD71UW/REM71UW SAR Report			Page 24(53)
	Author Data Andrew Becker	Dates of Test Apr 13 – July 4, 2011	Test Report No RTS-2579-1106-34C	FCC ID: L6ARDD70UW L6AREM70UW

Date/Time: 6/8/2011 10:08:42 PM, Date/Time: 6/8/2011 10:15:33 PM

Test Laboratory: RIM Testing Services

15mm_Spacer_Back_Headset_GPRS1900_mid_chan_amb_temp_23.2_
liq_temp_22.3C

DUT: BlackBerry Smartphone; Type: Sample ; Serial: 279CCF51

Communication System: GPRS 1900; Communication System Band: GPRS 1900;
Frequency: 1880 MHz; Communication System PAR: 6.232 dB
Medium parameters used: $f = 1880$ MHz; $\sigma = 1.507$ mho/m; $\epsilon_r = 50.934$; $\rho = 1000$ kg/m³
Phantom section: Flat Section
Measurement Standard: DASYS (IEEE/IEC/ANSI C63.19-2007)

DASY5 Configuration:

- Probe: ES3DV3 - SN3225; ConvF(4.88, 4.88, 4.88); Calibrated: 1/13/2011
- Sensor-Surface: 4mm (Mechanical Surface Detection)
- Electronics: DAE3 Sn472; Calibrated: 3/7/2011
- Phantom: SAM 2; Type: SAM 4.0; Serial: 1080
- Measurement SW: DASYS2, Version 52.6 (2); SEMCAD X Version 14.4.4 (2829)

Configuration/Touch position -/Area Scan (61x91x1): Measurement grid:
dx=15mm, dy=15mm
Maximum value of SAR (interpolated) = 0.352 mW/g

Configuration/Touch position -/Zoom Scan (5x5x7) (5x5x5)/Cube 0:
Measurement grid: dx=7.5mm, dy=7.5mm, dz=5mm
Reference Value = 10.055 V/m; Power Drift = -0.11 dB
Peak SAR (extrapolated) = 0.461 W/kg
SAR(1 g) = 0.311 mW/g; SAR(10 g) = 0.194 mW/g
Maximum value of SAR (measured) = 0.339 mW/g

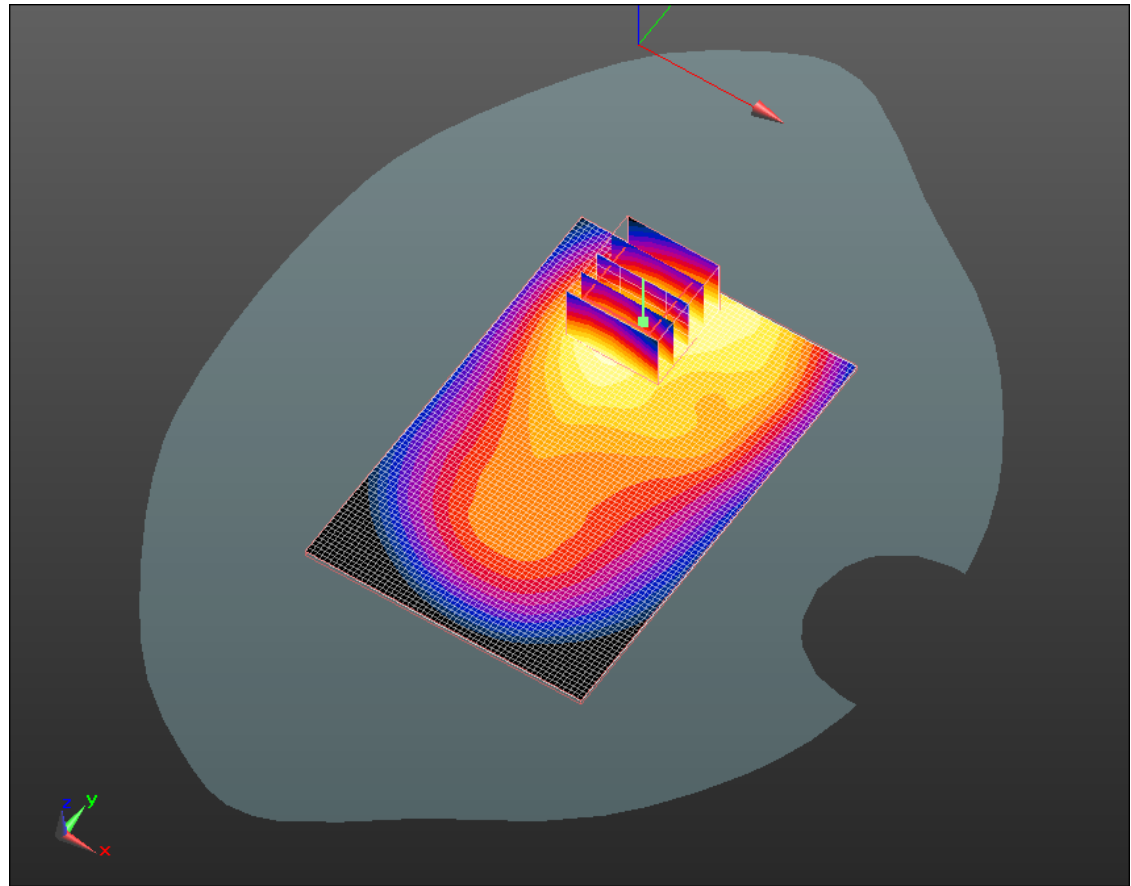
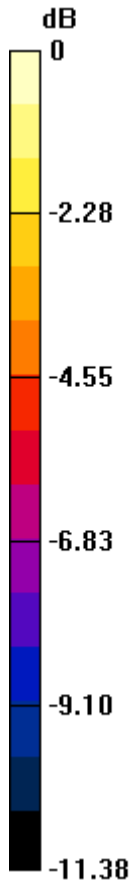
Author Data
Andrew Becker

Dates of Test
Apr 13 – July 4, 2011


Test Report No
RTS-2579-1106-34C

FCC ID:
L6ARDD70UW
L6AREM70UW

IC ID
2503A-RDD70UW
2503A-REM70UW



0 dB = 0.340mW/g

	Document Appendix C for the BlackBerry® Smartphone Model RDD71UW/REM71UW SAR Report			Page 26(53)
	Author Data Andrew Becker	Dates of Test Apr 13 – July 4, 2011	Test Report No RTS-2579-1106-34C	FCC ID: L6ARDD70UW L6AREM70UW

Date/Time: 4/13/2011 7:50:30 PM, Date/Time: 4/13/2011 7:55:50 PM

Test Laboratory: RIM Testing Services

15mm_Spacer_Back_UMTS_band_IV_mid_chan_amb_temp_24.0_liq_temperatures_22.5C

DUT: BlackBerry Smartphone; Type: Sample ; Serial: 27269EDE

Communication System: WCDMA FDD IV; Frequency: 1732.6 MHz; Communication System PAR: 0 dB

Medium parameters used (interpolated): $f = 1732.6$ MHz; $\sigma = 1.351$ mho/m; $\epsilon_r = 52.572$; $\rho = 1000$ kg/m³

Phantom section: Flat Section

Measurement Standard: DASYS (IEEE/IEC/ANSI C63.19-2007)

DASY5 Configuration:

- Probe: ES3DV3 - SN3225; ConvF(4.88, 4.88, 4.88); Calibrated: 1/13/2011
- Sensor-Surface: 4mm (Mechanical Surface Detection)
- Electronics: DAE3 Sn473; Calibrated: 1/21/2011
- Phantom: SAM 2; Type: SAM 4.0; Serial: 1080
- Measurement SW: DASY52, Version 52.6 (2); SEMCAD X Version 14.4.4 (2829)

Configuration/Touch position -/Area Scan (51x81x1): Measurement grid: dx=15mm, dy=15mm

[Info: Interpolated medium parameters used for SAR evaluation.](#)

Maximum value of SAR (interpolated) = 0.424 mW/g

Configuration/Touch position -/Zoom Scan (5x5x7) (5x5x7)/Cube 0:

Measurement grid: dx=7.5mm, dy=7.5mm, dz=5mm

Reference Value = 9.912 V/m; Power Drift = -0.03 dB

Peak SAR (extrapolated) = 0.575 W/kg

SAR(1 g) = 0.388 mW/g; SAR(10 g) = 0.244 mW/g

[Info: Interpolated medium parameters used for SAR evaluation.](#)

Maximum value of SAR (measured) = 0.418 mW/g


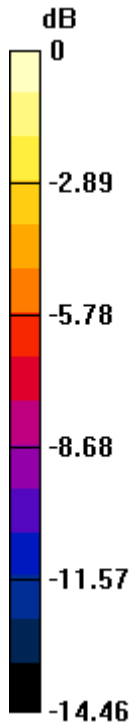
Author Data
Andrew Becker

Dates of Test
Apr 13 – July 4, 2011


Test Report No
RTS-2579-1106-34C

FCC ID:
L6ARDD70UW
L6AREM70UW

IC ID
2503A-RDD70UW
2503A-REM70UW



0 dB = 0.420mW/g

	Document Appendix C for the BlackBerry® Smartphone Model RDD71UW/REM71UW SAR Report			Page 28(53)
	Author Data Andrew Becker	Dates of Test Apr 13 – July 4, 2011	Test Report No RTS-2579-1106-34C	FCC ID: L6ARDD70UW L6AREM70UW

Date/Time: 4/13/2011 8:05:03 PM, Date/Time: 4/13/2011 8:10:24 PM

Test Laboratory: RIM Testing Services

Vertical_Holster_Back_UMTS_band_IV_mid_chan_amb_temp_24.1_liq_t emp_22.6C

DUT: BlackBerry Smartphone; Type: Sample ; Serial: 27269EDE

Communication System: WCDMA FDD IV; Frequency: 1732.6 MHz; Communication System PAR: 0 dB

Medium parameters used (interpolated): $f = 1732.6$ MHz; $\sigma = 1.351$ mho/m; $\epsilon_r = 52.572$; $\rho = 1000$ kg/m³

Phantom section: Flat Section

Measurement Standard: DASYS (IEEE/IEC/ANSI C63.19-2007)

DASY5 Configuration:

- Probe: ES3DV3 - SN3225; ConvF(4.88, 4.88, 4.88); Calibrated: 1/13/2011
- Sensor-Surface: 4mm (Mechanical Surface Detection)
- Electronics: DAE3 Sn473; Calibrated: 1/21/2011
- Phantom: SAM 2; Type: SAM 4.0; Serial: 1080
- Measurement SW: DASY52, Version 52.6 (2); SEMCAD X Version 14.4.4 (2829)

Configuration/Touch position -/Area Scan (51x81x1): Measurement grid: dx=15mm, dy=15mm

[Info: Interpolated medium parameters used for SAR evaluation.](#)

Maximum value of SAR (interpolated) = 0.281 mW/g

Configuration/Touch position -/Zoom Scan (5x5x7) (5x5x7)/Cube 0:

Measurement grid: dx=7.5mm, dy=7.5mm, dz=5mm

Reference Value = 7.958 V/m; Power Drift = -0.05 dB

Peak SAR (extrapolated) = 0.379 W/kg

SAR(1 g) = 0.256 mW/g; SAR(10 g) = 0.162 mW/g

[Info: Interpolated medium parameters used for SAR evaluation.](#)

Maximum value of SAR (measured) = 0.278 mW/g

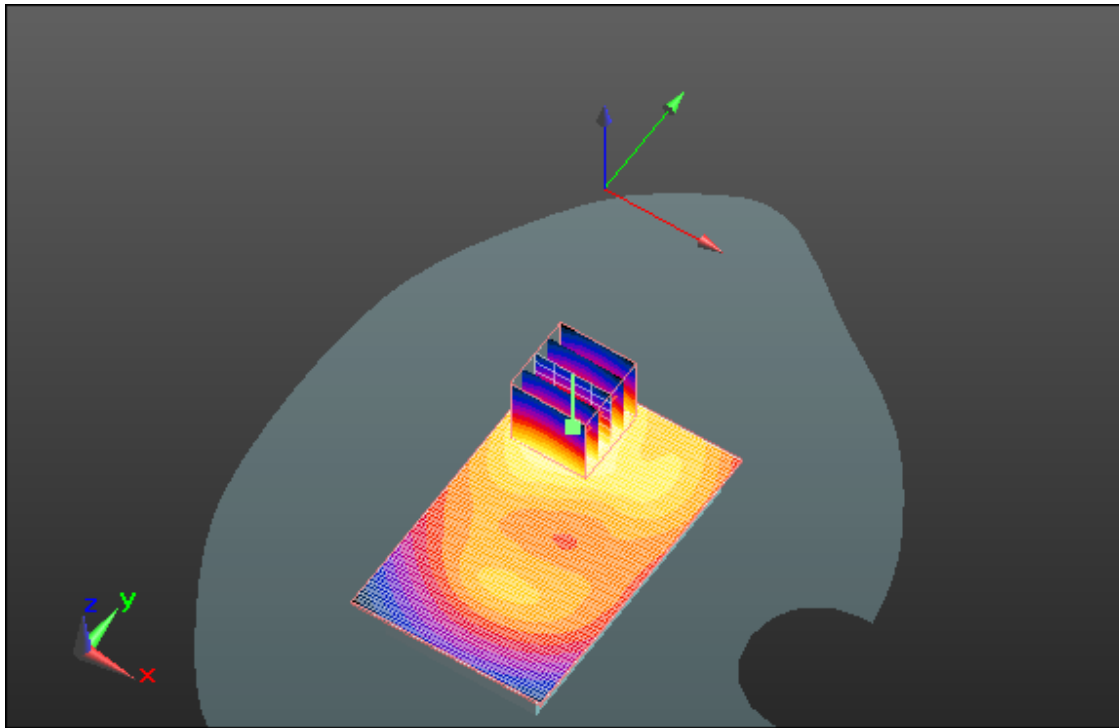
Author Data
Andrew Becker

Dates of Test
Apr 13 – July 4, 2011


Test Report No
RTS-2579-1106-34C

FCC ID:
**L6ARDD70UW
L6AREM70UW**

IC ID
**2503A-RDD70UW
2503A-REM70UW**



0 dB = 0.280mW/g

	Document Appendix C for the BlackBerry® Smartphone Model RDD71UW/REM71UW SAR Report			Page 30(53)
	Author Data Andrew Becker	Dates of Test Apr 13 – July 4, 2011	Test Report No RTS-2579-1106-34C	FCC ID: L6ARDD70UW L6AREM70UW

Date/Time: 4/13/2011 8:20:48 PM, Date/Time: 4/13/2011 8:26:10 PM

Test Laboratory: RIM Testing Services

**15mm_Spacer_Front_UMTS_band_IV_mid_chan_amb_temp_24.1_liq_t
emp_22.6C**

DUT: BlackBerry Smartphone; Type: Sample ; Serial: 27269EDE

Communication System: WCDMA FDD IV; Frequency: 1732.6 MHz; Communication System PAR: 0 dB

Medium parameters used (interpolated): $f = 1732.6$ MHz; $\sigma = 1.351$ mho/m; $\epsilon_r = 52.572$; $\rho = 1000$ kg/m³

Phantom section: Flat Section

Measurement Standard: DASYS (IEEE/IEC/ANSI C63.19-2007)

DASY5 Configuration:

- Probe: ES3DV3 - SN3225; ConvF(4.88, 4.88, 4.88); Calibrated: 1/13/2011
- Sensor-Surface: 4mm (Mechanical Surface Detection)
- Electronics: DAE3 Sn473; Calibrated: 1/21/2011
- Phantom: SAM 2; Type: SAM 4.0; Serial: 1080
- Measurement SW: DASY52, Version 52.6 (2); SEMCAD X Version 14.4.4 (2829)

Configuration/Touch position -/Area Scan (51x81x1): Measurement grid: dx=15mm, dy=15mm

[Info: Interpolated medium parameters used for SAR evaluation.](#)

Maximum value of SAR (interpolated) = 0.506 mW/g

Configuration/Touch position -/Zoom Scan (5x5x7) (5x5x7)/Cube 0:

Measurement grid: dx=7.5mm, dy=7.5mm, dz=5mm

Reference Value = 10.058 V/m; Power Drift = 0.12 dB

Peak SAR (extrapolated) = 0.721 W/kg

SAR(1 g) = 0.470 mW/g; SAR(10 g) = 0.286 mW/g

[Info: Interpolated medium parameters used for SAR evaluation.](#)

Maximum value of SAR (measured) = 0.514 mW/g

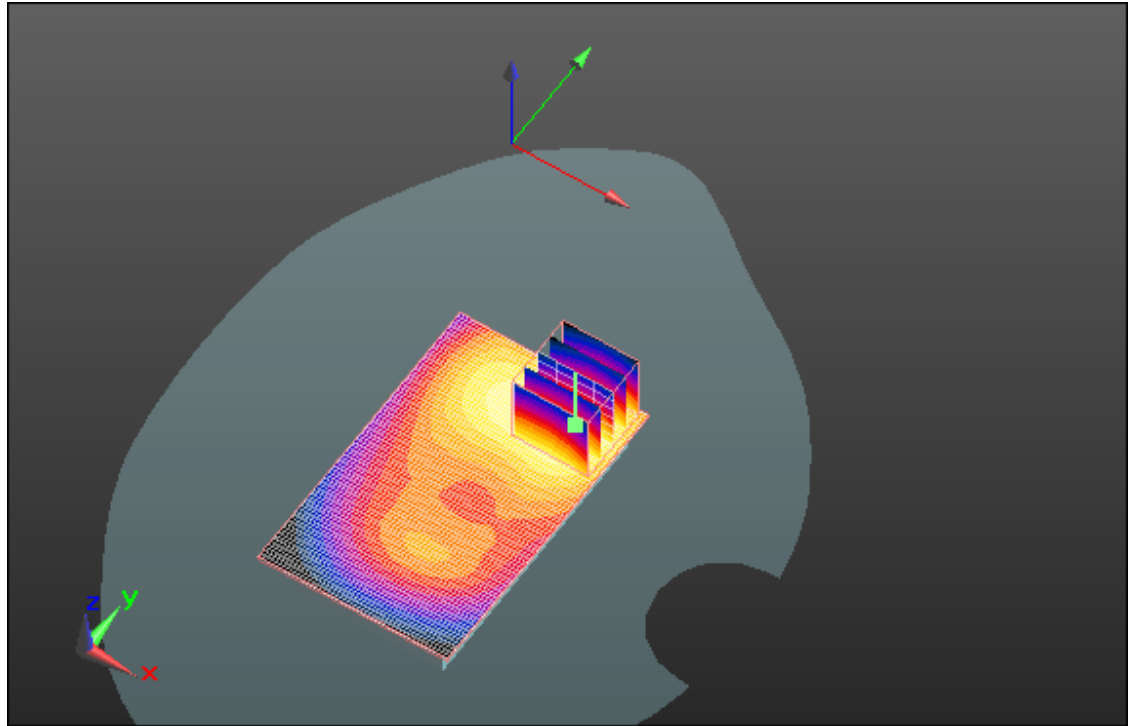
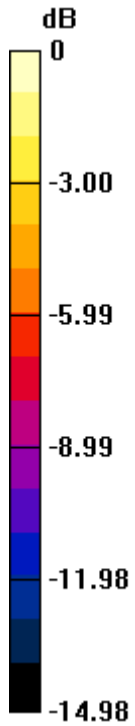
Author Data
Andrew Becker

Dates of Test
Apr 13 – July 4, 2011


Test Report No
RTS-2579-1106-34C

FCC ID:
L6ARDD70UW
L6AREM70UW

IC ID
2503A-RDD70UW
2503A-REM70UW



0 dB = 0.510mW/g

	Document Appendix C for the BlackBerry® Smartphone Model RDD71UW/REM71UW SAR Report			Page 32(53)
	Author Data Andrew Becker	Dates of Test Apr 13 – July 4, 2011	Test Report No RTS-2579-1106-34C	FCC ID: L6ARDD70UW L6AREM70UW

Date/Time: 4/13/2011 8:35:41 PM, Date/Time: 4/13/2011 8:40:59 PM

Test Laboratory: RIM Testing Services

15mm_Spacer_Front_Headset_UMTS_band_IV_mid_chan_amb_temp_24.0_liq_temp_22.5C

DUT: BlackBerry Smartphone; Type: Sample ; Serial: 27269EDE

Communication System: WCDMA FDD IV; Frequency: 1732.6 MHz; Communication System PAR: 0 dB

Medium parameters used (interpolated): $f = 1732.6$ MHz; $\sigma = 1.351$ mho/m; $\epsilon_r = 52.572$; $\rho = 1000$ kg/m³

Phantom section: Flat Section

Measurement Standard: DASYS (IEEE/IEC/ANSI C63.19-2007)

DASY5 Configuration:

- Probe: ES3DV3 - SN3225; ConvF(4.88, 4.88, 4.88); Calibrated: 1/13/2011
- Sensor-Surface: 4mm (Mechanical Surface Detection)
- Electronics: DAE3 Sn473; Calibrated: 1/21/2011
- Phantom: SAM 2; Type: SAM 4.0; Serial: 1080
- Measurement SW: DASY52, Version 52.6 (2); SEMCAD X Version 14.4.4 (2829)

Configuration/Touch position -/Area Scan (51x81x1): Measurement grid: dx=15mm, dy=15mm

[Info: Interpolated medium parameters used for SAR evaluation.](#)

Maximum value of SAR (interpolated) = 0.583 mW/g

Configuration/Touch position -/Zoom Scan (5x5x7) (5x5x7)/Cube 0:

Measurement grid: dx=7.5mm, dy=7.5mm, dz=5mm

Reference Value = 11.536 V/m; Power Drift = 0.06 dB

Peak SAR (extrapolated) = 0.821 W/kg

SAR(1 g) = 0.534 mW/g; SAR(10 g) = 0.324 mW/g

[Info: Interpolated medium parameters used for SAR evaluation.](#)

Maximum value of SAR (measured) = 0.577 mW/g

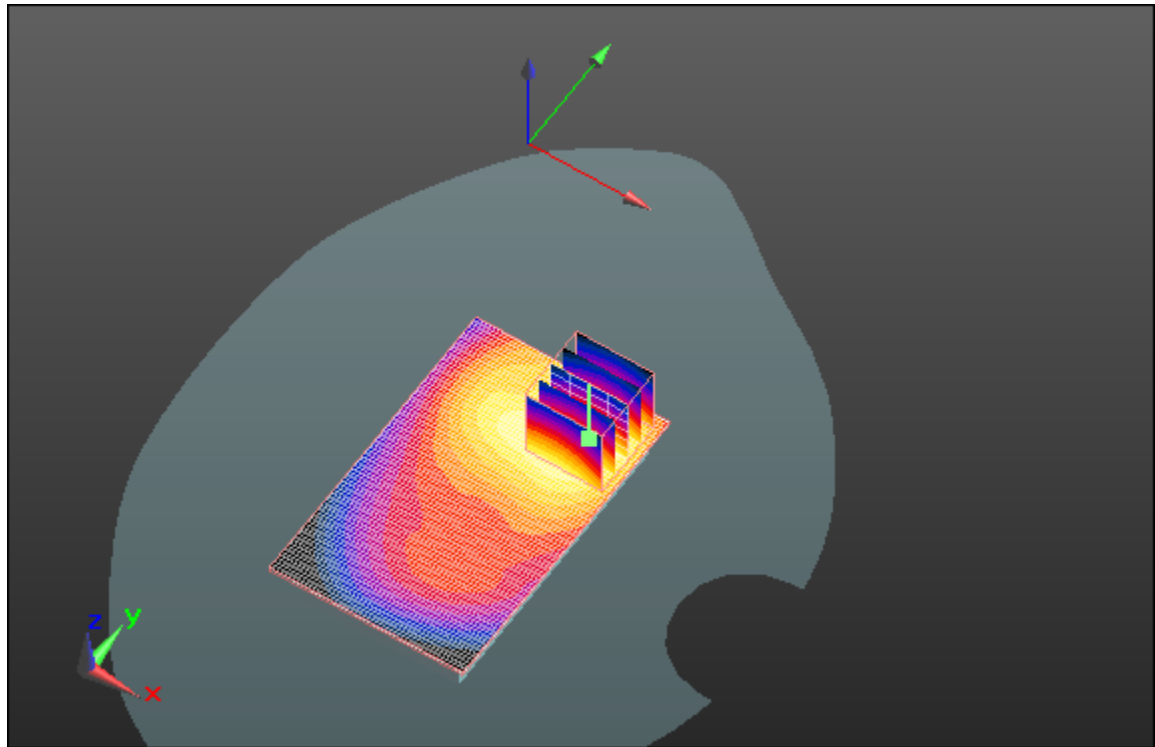
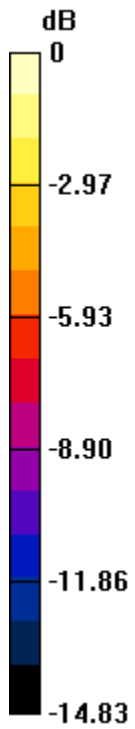
Author Data
Andrew Becker

Dates of Test
Apr 13 – July 4, 2011


Test Report No
RTS-2579-1106-34C

FCC ID:
L6ARDD70UW
L6AREM70UW

IC ID
2503A-RDD70UW
2503A-REM70UW



0 dB = 0.580mW/g

	Document Appendix C for the BlackBerry® Smartphone Model RDD71UW/REM71UW SAR Report			Page 34(53)
	Author Data Andrew Becker	Dates of Test Apr 13 – July 4, 2011	Test Report No RTS-2579-1106-34C	FCC ID: L6ARDD70UW L6AREM70UW

Date/Time: 4/27/2011 6:26:47 PM, Date/Time: 4/27/2011 6:33:43 PM

Test Laboratory: RIM Testing Services

15mm_Spacer_Back_802.11b_low_chan_amb_temp_23.2_liq_temp_22.3C

DUT: BlackBerry Smartphone; Type: Sample ; Serial: 27269EDE

Communication System: 802.11 b (2450); Frequency: 2412 MHz; Communication System PAR: 0 dB

Medium parameters used (interpolated): $f = 2412$ MHz; $\sigma = 1.98$ mho/m; $\epsilon_r = 50.261$; $\rho = 1000$ kg/m³

Phantom section: Flat Section

Measurement Standard: DASYS (IEEE/IEC/ANSI C63.19-2007)

DASY5 Configuration:

- Probe: ES3DV3 - SN3225; ConvF(4.43, 4.43, 4.43); Calibrated: 1/13/2011
- Sensor-Surface: 4mm (Mechanical Surface Detection)
- Electronics: DAE3 Sn473; Calibrated: 1/21/2011
- Phantom: SAM 2; Type: SAM 4.0; Serial: 1080
- Measurement SW: DASY52, Version 52.6 (2); SEMCAD X Version 14.4.4 (2829)

Configuration/Touch position -/Area Scan (61x91x1): Measurement grid: dx=15mm, dy=15mm

[Info: Interpolated medium parameters used for SAR evaluation.](#)

Maximum value of SAR (interpolated) = 0.162 mW/g

Configuration/Touch position -/Zoom Scan (5x5x7) (5x5x7)/Cube 0:

Measurement grid: dx=7.5mm, dy=7.5mm, dz=5mm

Reference Value = 3.844 V/m; Power Drift = 0.41 dB

Peak SAR (extrapolated) = 0.273 W/kg

SAR(1 g) = 0.148 mW/g; SAR(10 g) = 0.080 mW/g

[Info: Interpolated medium parameters used for SAR evaluation.](#)

Maximum value of SAR (measured) = 0.161 mW/g


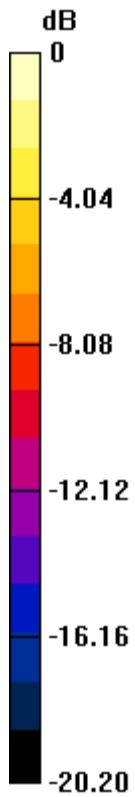
Author Data
Andrew Becker

Dates of Test
Apr 13 – July 4, 2011


Test Report No
RTS-2579-1106-34C

FCC ID:
L6ARDD70UW
L6AREM70UW

IC ID
2503A-RDD70UW
2503A-REM70UW



0 dB = 0.160mW/g

	Document Appendix C for the BlackBerry® Smartphone Model RDD71UW/REM71UW SAR Report			Page 36(53)
	Author Data Andrew Becker	Dates of Test Apr 13 – July 4, 2011	Test Report No RTS-2579-1106-34C	FCC ID: L6ARDD70UW L6AREM70UW

Date/Time: 4/27/2011 7:01:30 PM, Date/Time: 4/27/2011 7:08:25 PM

Test Laboratory: RIM Testing Services

Vertical_Holster_Back_802.11b_low_chan_amb_temp_23.1_liq_temp_22 .2C

DUT: BlackBerry Smartphone; Type: Sample ; Serial: 27269EDE

Communication System: 802.11 b (2450); Frequency: 2412 MHz; Communication System PAR: 0 dB

Medium parameters used (interpolated): $f = 2412$ MHz; $\sigma = 1.98$ mho/m; $\epsilon_r = 50.261$; $\rho = 1000$ kg/m³

Phantom section: Flat Section

Measurement Standard: DASYS (IEEE/IEC/ANSI C63.19-2007)

DASY5 Configuration:

- Probe: ES3DV3 - SN3225; ConvF(4.43, 4.43, 4.43); Calibrated: 1/13/2011
- Sensor-Surface: 4mm (Mechanical Surface Detection)
- Electronics: DAE3 Sn473; Calibrated: 1/21/2011
- Phantom: SAM 2; Type: SAM 4.0; Serial: 1080
- Measurement SW: DASY52, Version 52.6 (2); SEMCAD X Version 14.4.4 (2829)

Configuration/Touch position -/Area Scan (61x91x1): Measurement grid: dx=15mm, dy=15mm

[Info: Interpolated medium parameters used for SAR evaluation.](#)

Maximum value of SAR (interpolated) = 0.124 mW/g

Configuration/Touch position -/Zoom Scan (5x5x7) (5x5x7)/Cube 0:

Measurement grid: dx=7.5mm, dy=7.5mm, dz=5mm

Reference Value = 4.126 V/m; Power Drift = 0.20 dB

Peak SAR (extrapolated) = 0.205 W/kg

SAR(1 g) = 0.114 mW/g; SAR(10 g) = 0.065 mW/g

[Info: Interpolated medium parameters used for SAR evaluation.](#)

Maximum value of SAR (measured) = 0.125 mW/g


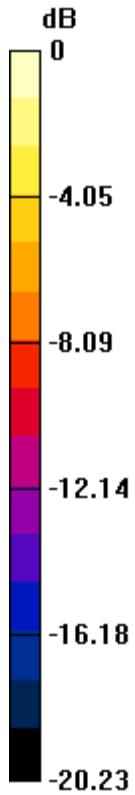
Author Data
Andrew Becker

Dates of Test
Apr 13 – July 4, 2011


Test Report No
RTS-2579-1106-34C

FCC ID:
L6ARDD70UW
L6AREM70UW

IC ID
2503A-RDD70UW
2503A-REM70UW



0 dB = 0.120mW/g

	Document Appendix C for the BlackBerry® Smartphone Model RDD71UW/REM71UW SAR Report			Page 38(53)
	Author Data Andrew Becker	Dates of Test Apr 13 – July 4, 2011	Test Report No RTS-2579-1106-34C	FCC ID: L6ARDD70UW L6AREM70UW

Date/Time: 4/27/2011 6:45:04 PM, Date/Time: 4/27/2011 6:52:01 PM

Test Laboratory: RIM Testing Services

15mm_Spacer_Front_802.11b_low_chan_amb_temp_23.1_liq_temp_22.2C

DUT: BlackBerry Smartphone; Type: Sample ; Serial: 27269EDE

Communication System: 802.11 b (2450); Frequency: 2412 MHz; Communication System PAR: 0 dB
Medium parameters used (interpolated): $f = 2412$ MHz; $\sigma = 1.98$ mho/m; $\epsilon_r = 50.261$; $\rho = 1000$ kg/m³
Phantom section: Flat Section
Measurement Standard: DASYS (IEEE/IEC/ANSI C63.19-2007)

DASY5 Configuration:

- Probe: ES3DV3 - SN3225; ConvF(4.43, 4.43, 4.43); Calibrated: 1/13/2011
- Sensor-Surface: 4mm (Mechanical Surface Detection)
- Electronics: DAE3 Sn473; Calibrated: 1/21/2011
- Phantom: SAM 2; Type: SAM 4.0; Serial: 1080
- Measurement SW: DASYS2, Version 52.6 (2); SEMCAD X Version 14.4.4 (2829)

Configuration/Touch position -/Area Scan (61x91x1): Measurement grid: dx=15mm, dy=15mm

[Info: Interpolated medium parameters used for SAR evaluation.](#)

Maximum value of SAR (interpolated) = 0.085 mW/g

Configuration/Touch position -/Zoom Scan (5x5x7) (5x5x7)/Cube 0:

Measurement grid: dx=7.5mm, dy=7.5mm, dz=5mm

Reference Value = 3.350 V/m; Power Drift = 0.28 dB

Peak SAR (extrapolated) = 0.144 W/kg

SAR(1 g) = 0.080 mW/g; SAR(10 g) = 0.045 mW/g

[Info: Interpolated medium parameters used for SAR evaluation.](#)

Maximum value of SAR (measured) = 0.086 mW/g

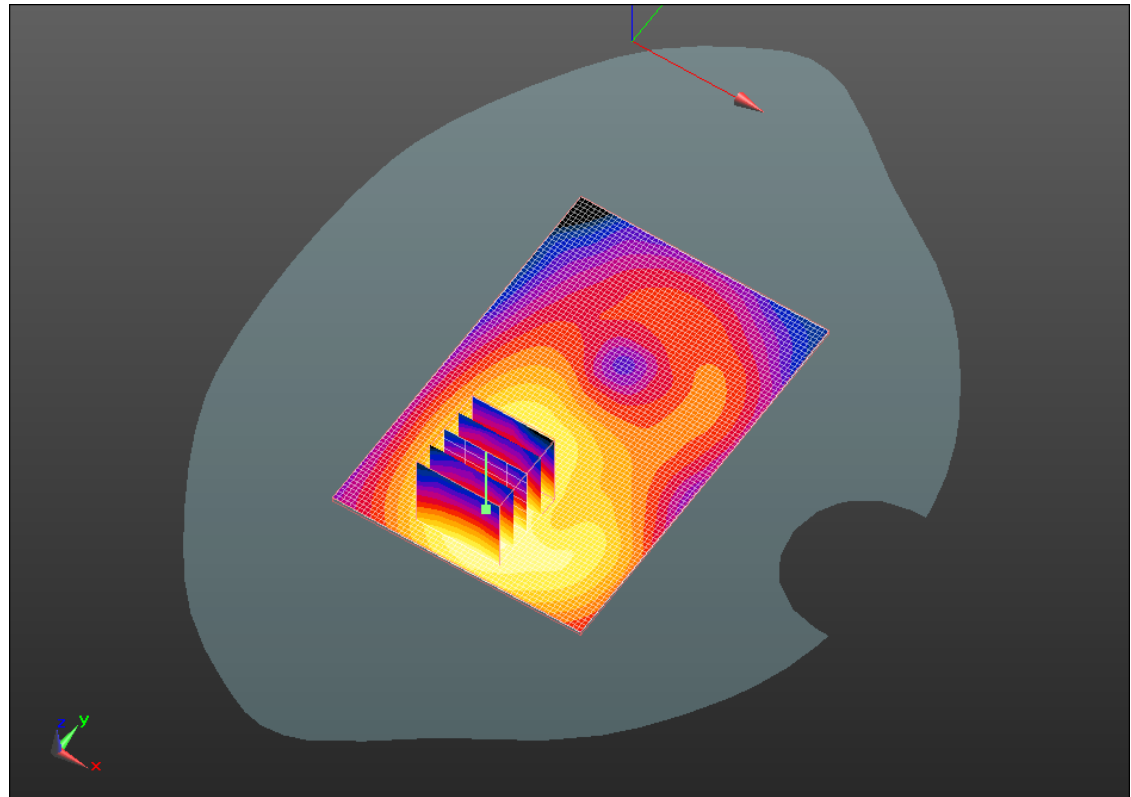
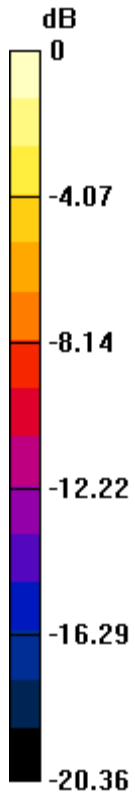
Author Data
Andrew Becker

Dates of Test
Apr 13 – July 4, 2011


Test Report No
RTS-2579-1106-34C

FCC ID:
L6ARDD70UW
L6AREM70UW

IC ID
2503A-RDD70UW
2503A-REM70UW



0 dB = 0.090mW/g

	Document Appendix C for the BlackBerry® Smartphone Model RDD71UW/REM71UW SAR Report			Page 40(53)
	Author Data Andrew Becker	Dates of Test Apr 13 – July 4, 2011	Test Report No RTS-2579-1106-34C	FCC ID: L6ARDD70UW L6AREM70UW

Date/Time: 4/27/2011 9:13:29 PM, Date/Time: 4/27/2011 9:20:56 PM

Test Laboratory: RIM Testing Services

**15mm_Spacer_Back_Headset_802.11b_low_chan_amb_temp_23.1_liq_
temp_22.1C**

DUT: BlackBerry Smartphone; Type: Sample ; Serial: 27269EDE

Communication System: 802.11 b (2450); Frequency: 2412 MHz; Communication System PAR: 0 dB

Medium parameters used (interpolated): $f = 2412$ MHz; $\sigma = 1.98$ mho/m; $\epsilon_r = 50.261$; $\rho = 1000$ kg/m³

Phantom section: Flat Section

Measurement Standard: DASYS (IEEE/IEC/ANSI C63.19-2007)

DASY5 Configuration:

- Probe: ES3DV3 - SN3225; ConvF(4.43, 4.43, 4.43); Calibrated: 1/13/2011
- Sensor-Surface: 4mm (Mechanical Surface Detection)
- Electronics: DAE3 Sn473; Calibrated: 1/21/2011
- Phantom: SAM 2; Type: SAM 4.0; Serial: 1080
- Measurement SW: DASYS2, Version 52.6 (2); SEMCAD X Version 14.4.4 (2829)

Configuration/Touch position -/Area Scan (61x91x1): Measurement grid: dx=15mm, dy=15mm

[Info: Interpolated medium parameters used for SAR evaluation.](#)

Maximum value of SAR (interpolated) = 0.073 mW/g

Configuration/Touch position -/Zoom Scan (5x5x7) (5x5x7)/Cube 0:

Measurement grid: dx=7.5mm, dy=7.5mm, dz=5mm

Reference Value = 2.347 V/m; Power Drift = 0.63 dB

Peak SAR (extrapolated) = 0.135 W/kg

SAR(1 g) = 0.068 mW/g; SAR(10 g) = 0.035 mW/g

[Info: Interpolated medium parameters used for SAR evaluation.](#)

Maximum value of SAR (measured) = 0.077 mW/g

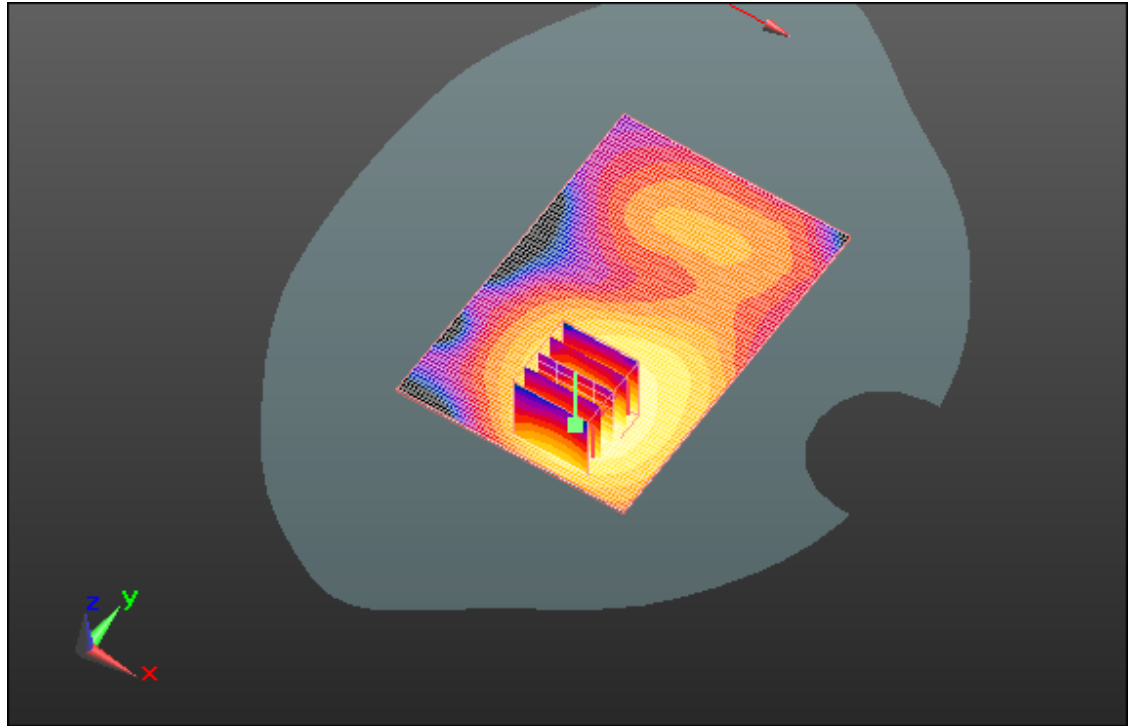
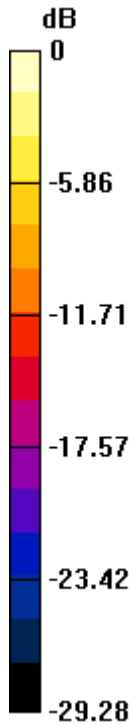
Author Data
Andrew Becker

Dates of Test
Apr 13 – July 4, 2011


Test Report No
RTS-2579-1106-34C

FCC ID:
L6ARDD70UW
L6AREM70UW

IC ID
2503A-RDD70UW
2503A-REM70UW



0 dB = 0.080mW/g

	Document Appendix C for the BlackBerry® Smartphone Model RDD71UW/REM71UW SAR Report			Page 42(53)
	Author Data Andrew Becker	Dates of Test Apr 13 – July 4, 2011	Test Report No RTS-2579-1106-34C	FCC ID: L6ARDD70UW L6AREM70UW

Date/Time: 6/16/2011 10:22:37 AM, Date/Time: 6/16/2011 10:29:30 AM

Test Laboratory: RIM Testing Services

15mm_Spacer_Back_BT_mid_chan_amb_temp_23.3_liq_temp_22.1C

DUT: BlackBerry Smartphone; Type: Sample ; Serial: 279CCF51

Communication System: Bluetooth; Communication System Band: Bluetooth;
Frequency: 2441 MHz; Communication System PAR: 0 dB
Medium parameters used (interpolated): $f = 2441$ MHz; $\sigma = 2.021$ mho/m; $\epsilon_r = 50.158$; $\rho = 1000$ kg/m³
Phantom section: Flat Section
Measurement Standard: DASYS (IEEE/IEC/ANSI C63.19-2007)

DASY5 Configuration:

- Probe: ES3DV3 - SN3225; ConvF(4.43, 4.43, 4.43); Calibrated: 1/13/2011
- Sensor-Surface: 4mm (Mechanical Surface Detection)
- Electronics: DAE3 Sn472; Calibrated: 3/7/2011
- Phantom: SAM 2; Type: SAM 4.0; Serial: 1080
- Measurement SW: DASYS2, Version 52.6 (2); SEMCAD X Version 14.4.4 (2829)

Configuration/Touch position -/Area Scan (61x91x1): Measurement grid:
dx=15mm, dy=15mm

[Info: Interpolated medium parameters used for SAR evaluation.](#)

Maximum value of SAR (interpolated) = 0.00187 mW/g

Configuration/Touch position -/Zoom Scan (5x5x7) (7x7x7)/Cube 0:

Measurement grid: dx=7.5mm, dy=7.5mm, dz=5mm

Reference Value = 0.986 V/m; Power Drift = -0.0067 dB

Peak SAR (extrapolated) = 0.00448 W/kg

SAR(1 g) = 0.0015 mW/g; SAR(10 g) = 0.000873 mW/g

[Info: Interpolated medium parameters used for SAR evaluation.](#)

Maximum value of SAR (measured) = 0.00178 mW/g


Author Data
Andrew Becker

Dates of Test
Apr 13 – July 4, 2011

Test Report No
RTS-2579-1106-34C

FCC ID:
L6ARDD70UW
L6AREM70UW

IC ID
2503A-RDD70UW
2503A-REM70UW



0 dB = 0.0018mW/g



Author Data
Andrew Becker

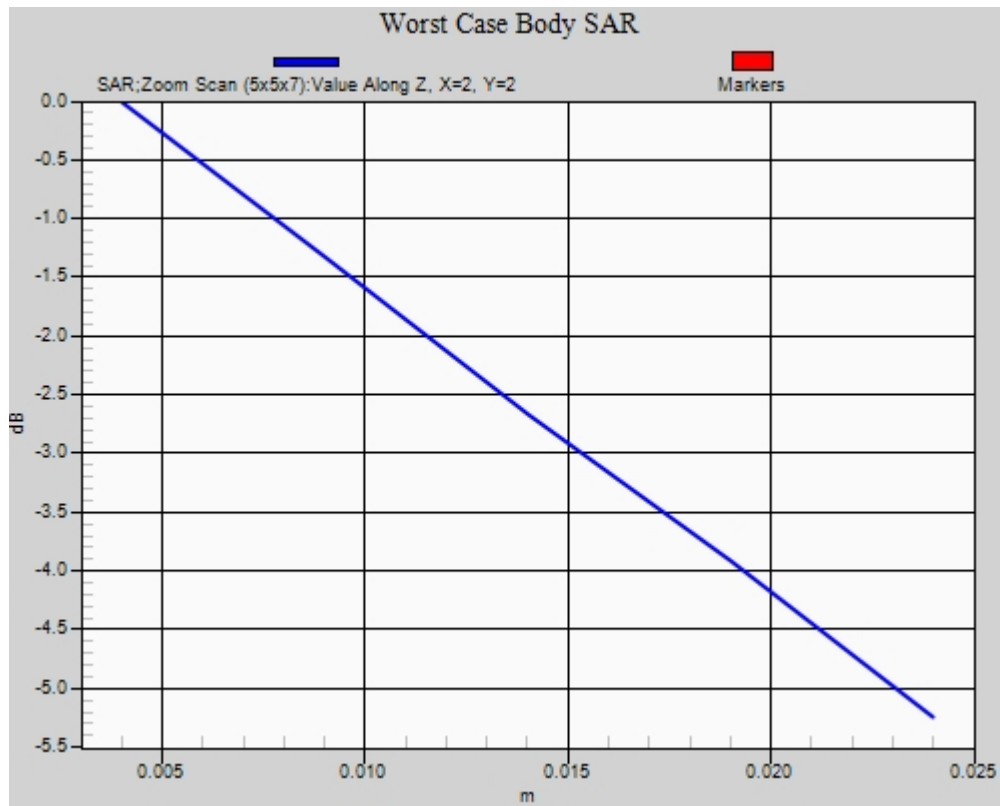
Dates of Test
Apr 13 – July 4, 2011


Test Report No
RTS-2579-1106-34C

FCC ID:
L6ARDD70UW
L6AREM70UW

IC ID
2503A-RDD70UW
2503A-REM70UW

Z axis plot for the worst case body configuration:



	Document Appendix C for the BlackBerry® Smartphone Model RDD71UW/REM71UW SAR Report			Page 45(53)
	Author Data Andrew Becker	Dates of Test Apr 13 – July 4, 2011	Test Report No RTS-2579-1106-34C	FCC ID: L6ARDD70UW L6AREM70UW

Date/Time: 7/4/2011 6:00:19 PM, Date/Time: 7/4/2011 6:05:39 PM

Test Laboratory: RIM Testing Services

**15mm_Spacer_Back_UMTS_band_IV_mid_chan_amb_temp_23.3_liq_tem
mp_22.5C**

DUT: BlackBerry Smartphone; Type: Sample ; Serial: 27BC66F6

Communication System: WCDMA FDD IV; Communication System Band: UMTS band IV; Frequency: 1732.6 MHz; Communication System PAR: 0 dB
Medium parameters used (interpolated): $f = 1732.6$ MHz; $\sigma = 1.491$ mho/m; $\epsilon_r = 53.93$; $\rho = 1000$ kg/m³
Phantom section: Flat Section
Measurement Standard: DASYS (IEEE/IEC/ANSI C63.19-2007)

DASY5 Configuration:

- Probe: ES3DV3 - SN3225; ConvF(4.88, 4.88, 4.88); Calibrated: 1/13/2011
- Sensor-Surface: 4mm (Mechanical Surface Detection)
- Electronics: DAE3 Sn472; Calibrated: 3/7/2011
- Phantom: SAM 2; Type: SAM 4.0; Serial: 1080
- Measurement SW: DASY52, Version 52.6 (2); SEMCAD X Version 14.4.4 (2829)


Configuration/Touch position -/Area Scan (51x81x1): Measurement grid: dx=15mm, dy=15mm

Info: Interpolated medium parameters used for SAR evaluation.

Maximum value of SAR (interpolated) = 0.405 mW/g

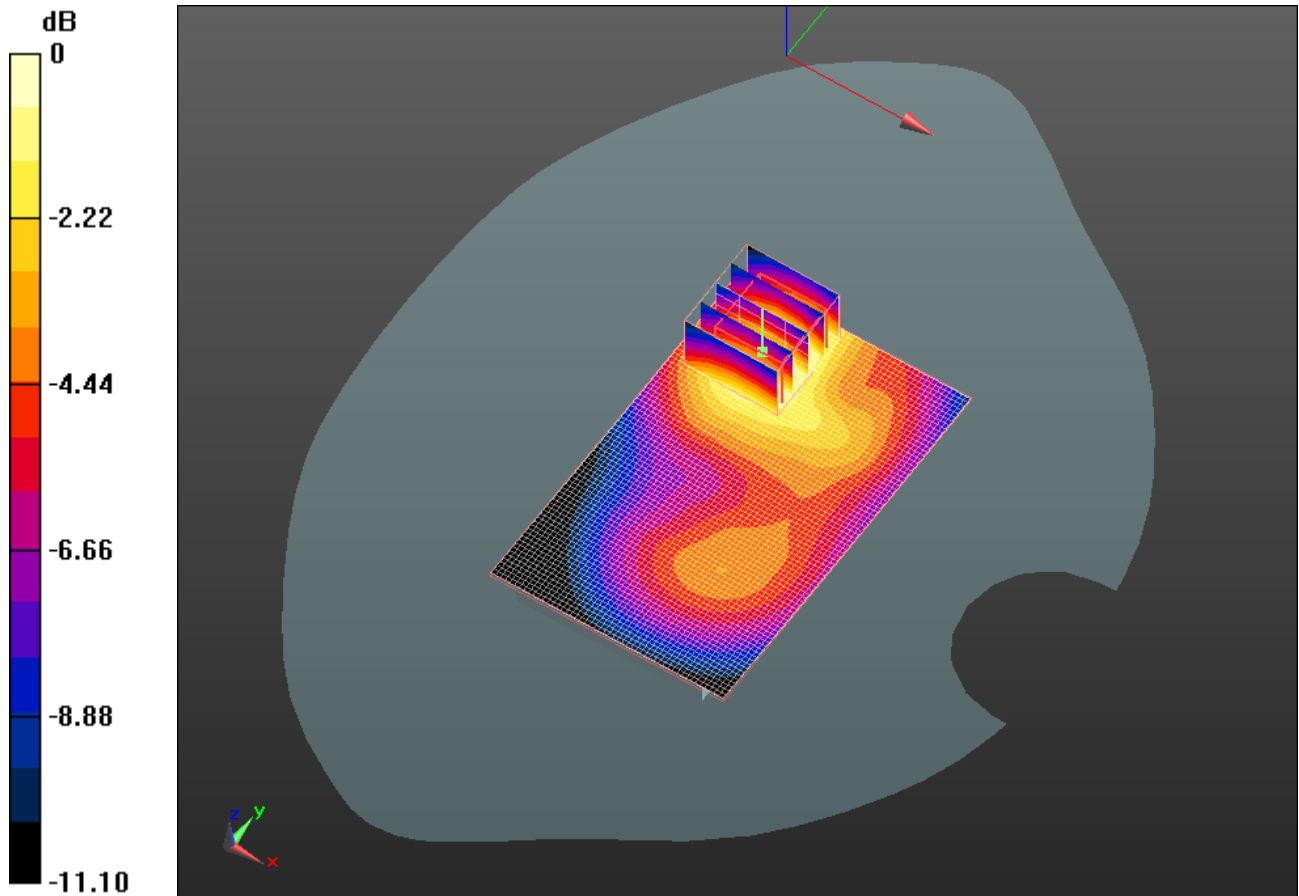
Configuration/Touch position -/Zoom Scan (5x5x7) (5x5x5)/Cube 0:

Measurement grid: dx=7.5mm, dy=7.5mm, dz=5mm
Reference Value = 9.126 V/m; Power Drift = -0.02 dB
Peak SAR (extrapolated) = 0.543 W/kg
SAR(1 g) = 0.368 mW/g; SAR(10 g) = 0.226 mW/g


	Document Appendix C for the BlackBerry® Smartphone Model RDD71UW/REM71UW SAR Report			Page 46(53)
	Author Data Andrew Becker	Dates of Test Apr 13 – July 4, 2011	Test Report No RTS-2579-1106-34C	FCC ID: L6ARDD70UW L6AREM70UW

Info: Interpolated medium parameters used for SAR evaluation.

Maximum value of SAR (measured) = 0.397 mW/g



0 dB = 0.400mW/g

	Document Appendix C for the BlackBerry® Smartphone Model RDD71UW/REM71UW SAR Report			Page 47(53)
	Author Data Andrew Becker	Dates of Test Apr 13 – July 4, 2011	Test Report No RTS-2579-1106-34C	FCC ID: L6ARDD70UW L6AREM70UW

Date/Time: 7/4/2011 6:36:07 PM, Date/Time: 7/4/2011 6:41:27 PM

Test Laboratory: RIM Testing Services

15mm_Spacer_Front_UMTS_band_IV_mid_chan_amb_temp_23.2_liq_t emp_22.4C

DUT: BlackBerry Smartphone; Type: Sample ; Serial: 27BC66F6

Communication System: WCDMA FDD IV; Communication System Band: UMTS band IV; Frequency: 1732.6 MHz; Communication System PAR: 0 dB
Medium parameters used (interpolated): $f = 1732.6$ MHz; $\sigma = 1.491$ mho/m; $\epsilon_r = 53.93$; $\rho = 1000$ kg/m³
Phantom section: Flat Section
Measurement Standard: DASYS (IEEE/IEC/ANSI C63.19-2007)

DASY5 Configuration:

- Probe: ES3DV3 - SN3225; ConvF(4.88, 4.88, 4.88); Calibrated: 1/13/2011
- Sensor-Surface: 4mm (Mechanical Surface Detection)
- Electronics: DAE3 Sn472; Calibrated: 3/7/2011
- Phantom: SAM 2; Type: SAM 4.0; Serial: 1080
- Measurement SW: DASYS2, Version 52.6 (2); SEMCAD X Version 14.4.4 (2829)

Configuration/Touch position -/Area Scan (51x81x1): Measurement grid:
dx=15mm, dy=15mm

[Info: Interpolated medium parameters used for SAR evaluation.](#)

Maximum value of SAR (interpolated) = 0.376 mW/g

Configuration/Touch position -/Zoom Scan (5x5x7) (5x5x5)/Cube 0:

Measurement grid: dx=7.5mm, dy=7.5mm, dz=5mm

Reference Value = 9.495 V/m; Power Drift = 0.08 dB

Peak SAR (extrapolated) = 0.542 W/kg

SAR(1 g) = 0.356 mW/g; SAR(10 g) = 0.217 mW/g

[Info: Interpolated medium parameters used for SAR evaluation.](#)

Maximum value of SAR (measured) = 0.389 mW/g


Author Data
Andrew Becker

Dates of Test
Apr 13 – July 4, 2011


Test Report No
RTS-2579-1106-34C

FCC ID:
L6ARDD70UW
L6AREM70UW

IC ID
2503A-RDD70UW
2503A-REM70UW



0 dB = 0.390mW/g

	Document Appendix C for the BlackBerry® Smartphone Model RDD71UW/REM71UW SAR Report			Page 49(53)
	Author Data Andrew Becker	Dates of Test Apr 13 – July 4, 2011	Test Report No RTS-2579-1106-34C	FCC ID: L6ARDD70UW L6AREM70UW

Date/Time: 7/4/2011 6:23:52 PM, Date/Time: 7/4/2011 6:29:10 PM

Test Laboratory: RIM Testing Services

Vertical_Holster_Back_UMTS_band_IV_mid_chan_amb_temp_23.2_liq_t emp_22.4C

DUT: BlackBerry Smartphone; Type: Sample ; Serial: 27BC66F6

Communication System: WCDMA FDD IV; Communication System Band: UMTS band IV; Frequency: 1732.6 MHz; Communication System PAR: 0 dB
Medium parameters used (interpolated): $f = 1732.6$ MHz; $\sigma = 1.491$ mho/m; $\epsilon_r = 53.93$; $\rho = 1000$ kg/m³
Phantom section: Flat Section
Measurement Standard: DASYS (IEEE/IEC/ANSI C63.19-2007)

DASY5 Configuration:

- Probe: ES3DV3 - SN3225; ConvF(4.88, 4.88, 4.88); Calibrated: 1/13/2011
- Sensor-Surface: 4mm (Mechanical Surface Detection)
- Electronics: DAE3 Sn472; Calibrated: 3/7/2011
- Phantom: SAM 2; Type: SAM 4.0; Serial: 1080
- Measurement SW: DASYS2, Version 52.6 (2); SEMCAD X Version 14.4.4 (2829)

Configuration/Touch position -/Area Scan (51x81x1): Measurement grid: dx=15mm, dy=15mm

[Info: Interpolated medium parameters used for SAR evaluation.](#)

Maximum value of SAR (interpolated) = 0.334 mW/g

Configuration/Touch position -/Zoom Scan (5x5x7) (5x5x5)/Cube 0:

Measurement grid: dx=7.5mm, dy=7.5mm, dz=5mm

Reference Value = 7.550 V/m; Power Drift = 0.10 dB

Peak SAR (extrapolated) = 0.442 W/kg

SAR(1 g) = 0.303 mW/g; SAR(10 g) = 0.189 mW/g

[Info: Interpolated medium parameters used for SAR evaluation.](#)

Maximum value of SAR (measured) = 0.332 mW/g

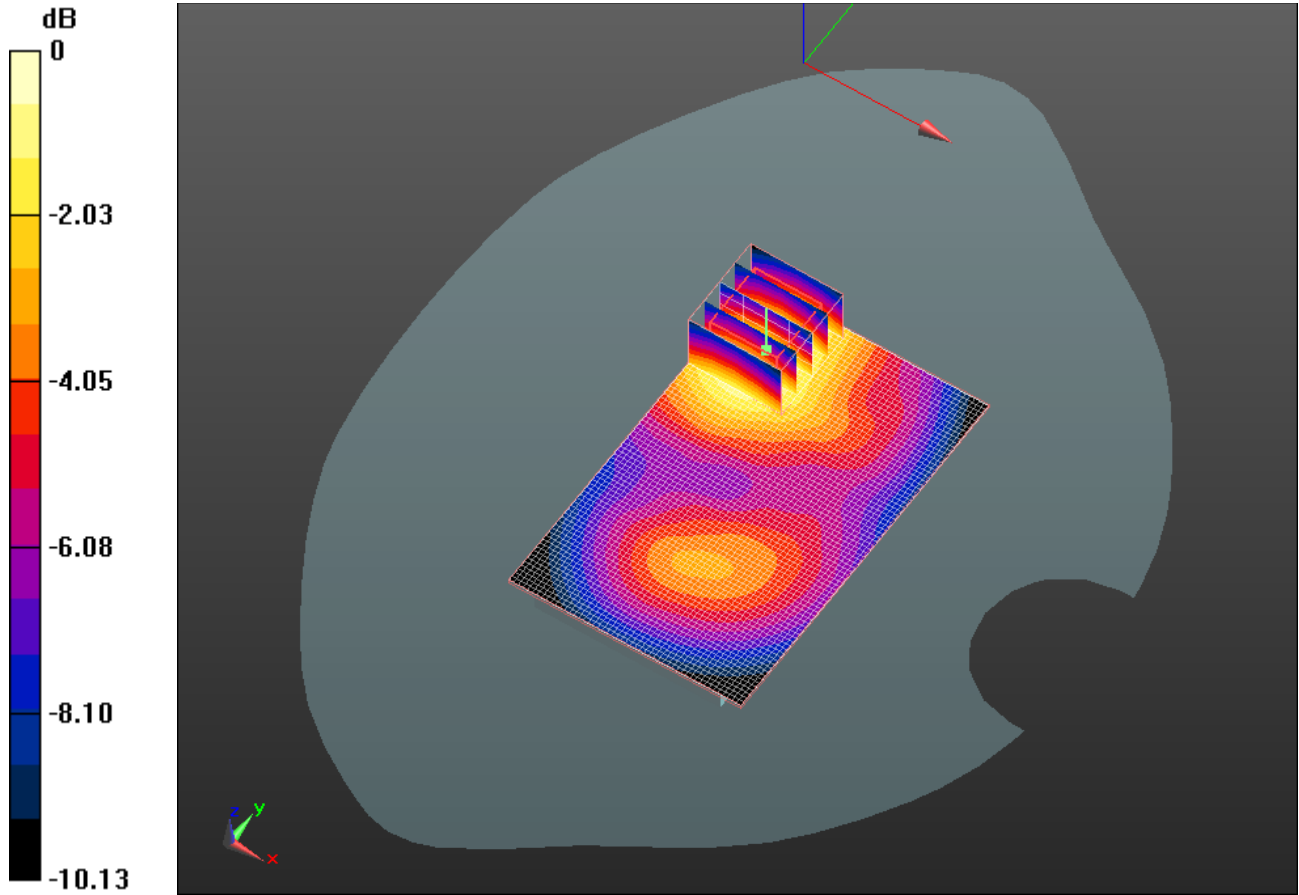
Author Data
Andrew Becker

Dates of Test
Apr 13 – July 4, 2011


Test Report No
RTS-2579-1106-34C

FCC ID:
L6ARDD70UW
L6AREM70UW

IC ID
2503A-RDD70UW
2503A-REM70UW



0 dB = 0.330mW/g

	Document Appendix C for the BlackBerry® Smartphone Model RDD71UW/REM71UW SAR Report			Page 51(53)
	Author Data Andrew Becker	Dates of Test Apr 13 – July 4, 2011	Test Report No RTS-2579-1106-34C	FCC ID: L6ARDD70UW L6AREM70UW

Date/Time: 7/4/2011 6:11:50 PM, Date/Time: 7/4/2011 6:17:07 PM

Test Laboratory: RIM Testing Services

**15mm_Spacer_Back_HS_UMTS_band_IV_mid_chan_amb_temp_23.3_li
q_temp_22.5C**

DUT: BlackBerry Smartphone; Type: Sample ; Serial: 27BC66F6

Communication System: WCDMA FDD IV; Communication System Band: UMTS band IV; Frequency: 1732.6 MHz; Communication System PAR: 0 dB
Medium parameters used (interpolated): $f = 1732.6$ MHz; $\sigma = 1.491$ mho/m; $\epsilon_r = 53.93$; $\rho = 1000$ kg/m³
Phantom section: Flat Section
Measurement Standard: DASYS (IEEE/IEC/ANSI C63.19-2007)

DASY5 Configuration:

- Probe: ES3DV3 - SN3225; ConvF(4.88, 4.88, 4.88); Calibrated: 1/13/2011
- Sensor-Surface: 4mm (Mechanical Surface Detection)
- Electronics: DAE3 Sn472; Calibrated: 3/7/2011
- Phantom: SAM 2; Type: SAM 4.0; Serial: 1080
- Measurement SW: DASYS2, Version 52.6 (2); SEMCAD X Version 14.4.4 (2829)

Configuration/Touch position -/Area Scan (51x81x1): Measurement grid:
dx=15mm, dy=15mm

[Info: Interpolated medium parameters used for SAR evaluation.](#)

Maximum value of SAR (interpolated) = 0.407 mW/g

Configuration/Touch position -/Zoom Scan (5x5x7) (5x5x5)/Cube 0:

Measurement grid: dx=7.5mm, dy=7.5mm, dz=5mm

Reference Value = 9.707 V/m; Power Drift = 0.11 dB

Peak SAR (extrapolated) = 0.549 W/kg

SAR(1 g) = 0.373 mW/g; SAR(10 g) = 0.231 mW/g

[Info: Interpolated medium parameters used for SAR evaluation.](#)

Maximum value of SAR (measured) = 0.401 mW/g


Author Data
Andrew Becker

Dates of Test
Apr 13 – July 4, 2011

Test Report No
RTS-2579-1106-34C

FCC ID:
L6ARDD70UW
L6AREM70UW

IC ID
2503A-RDD70UW
2503A-REM70UW



0 dB = 0.400mW/g



Author Data
Andrew Becker

Dates of Test
Apr 13 – July 4, 2011

Test Report No
RTS-2579-1106-34C

FCC ID:
L6ARDD70UW
L6AREM70UW

IC ID
2503A-RDD70UW
2503A-REM70UW

Z axis plot for the worst case body configuration:

