
	Document Appendix B for the BlackBerry® Smartphone Model RDD71UW/REM71UW SAR Report			Page 1(85)
	Author Data Andrew Becker	Dates of Test Apr 13 – July 4, 2011	Test Report No RTS-2579-1106-34C	FCC ID: L6ARDD70UW L6AREM70UW

APPENDIX B: SAR DISTRIBUTION PLOTS FOR HEAD CONFIGURATION

	Document Appendix B for the BlackBerry® Smartphone Model RDD71UW/REM71UW SAR Report			Page 2(85)
	Author Data Andrew Becker	Dates of Test Apr 13 – July 4, 2011	Test Report No RTS-2579-1106-34C	FCC ID: L6ARDD70UW L6AREM70UW

Date/Time: 5/10/2011 3:40:50 PM, Date/Time: 5/10/2011 3:46:11 PM

Test Laboratory: RIM Testing Services

RightHandSide_EDGE835_low_chan_amb_temp_22..8_liq_temp_22.0C

DUT: BlackBerry Smartphone; Type: Sample ; Serial: 27269EDE

Communication System: EDGE 850 (2slots); Frequency: 824.2 MHz; Communication System PAR: 6.232 dB

Medium parameters used: $f = 825$ MHz; $\sigma = 0.912$ mho/m; $\epsilon_r = 42.389$; $\rho = 1000$ kg/m³

Phantom section: Right Section

Measurement Standard: DASYS (IEEE/IEC/ANSI C63.19-2007)

DASY5 Configuration:

- Probe: ES3DV3 - SN3225; ConvF(6.47, 6.47, 6.47); Calibrated: 1/13/2011
- Sensor-Surface: 4mm (Mechanical Surface Detection)
- Electronics: DAE3 Sn473; Calibrated: 1/21/2011
- Phantom: SAM 1; Type: SAM 4.0; Serial: 1076
- Measurement SW: DASY52, Version 52.6 (2); SEMCAD X Version 14.4.4 (2829)

Configuration/Touch position -/Area Scan (51x81x1): Measurement grid:
dx=15mm, dy=15mm

Maximum value of SAR (interpolated) = 0.917 mW/g

Configuration/Touch position -/Zoom Scan (5x5x7) (6x6x7)/Cube 0:

Measurement grid: dx=7.5mm, dy=7.5mm, dz=5mm

Reference Value = 8.960 V/m; Power Drift = 0.10 dB

Peak SAR (extrapolated) = 1.092 W/kg

SAR(1 g) = 0.838 mW/g; SAR(10 g) = 0.605 mW/g

Maximum value of SAR (measured) = 0.877 mW/g

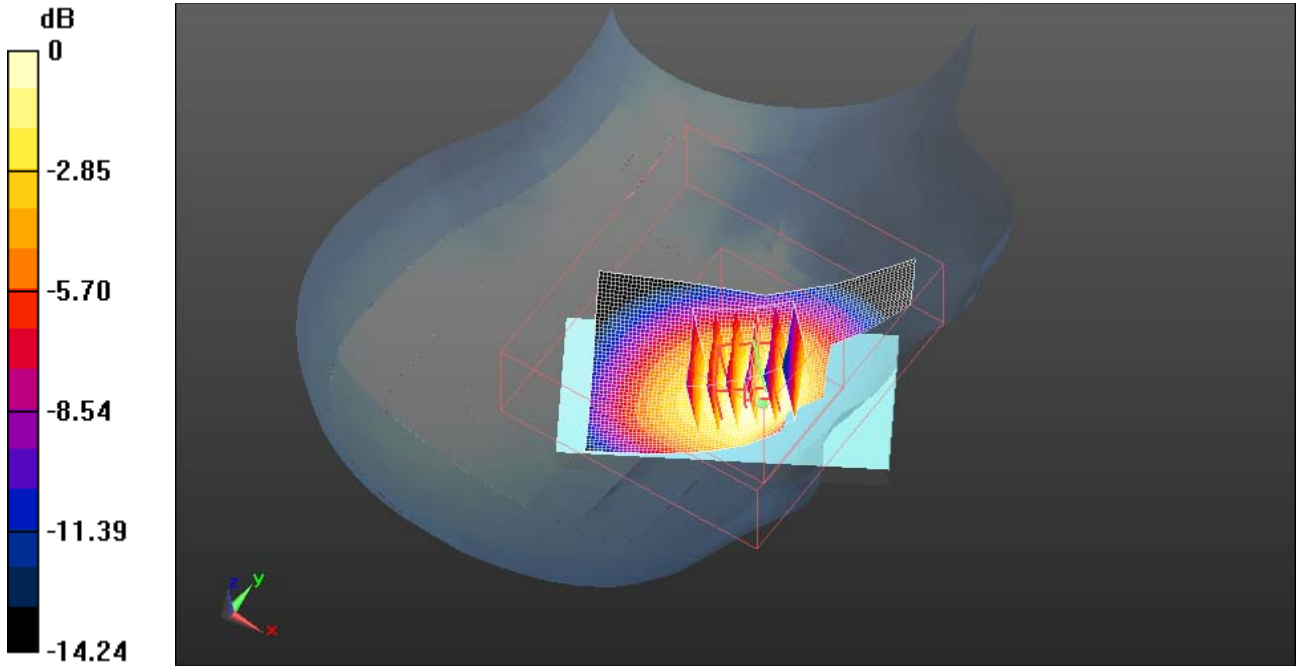
Author Data
Andrew Becker

Dates of Test
Apr 13 – July 4, 2011


Test Report No
RTS-2579-1106-34C

FCC ID:
**L6ARDD70UW
L6AREM70UW**

IC ID
**2503A-RDD70UW
2503A-REM70UW**



0 dB = 0.880mW/g

	Document Appendix B for the BlackBerry® Smartphone Model RDD71UW/REM71UW SAR Report			Page 4(85)
	Author Data Andrew Becker	Dates of Test Apr 13 – July 4, 2011	Test Report No RTS-2579-1106-34C	FCC ID: L6ARDD70UW L6AREM70UW

Date/Time: 5/10/2011 3:19:46 PM, Date/Time: 5/10/2011 3:25:07 PM

Test Laboratory: RIM Testing Services

RightHandSide_EDGE835_mid_chan_amb_temp_23.0_liq_temp_22.2C

DUT: BlackBerry Smartphone; Type: Sample ; Serial: 27269EDE

Communication System: EDGE 850 (2slots); Frequency: 836.8 MHz; Communication System PAR: 6.232 dB

Medium parameters used (interpolated): $f = 836.8$ MHz; $\sigma = 0.923$ mho/m; $\epsilon_r = 42.256$; $\rho = 1000$ kg/m³

Phantom section: Right Section

Measurement Standard: DASYS5 (IEEE/IEC/ANSI C63.19-2007)

DASY5 Configuration:

- Probe: ES3DV3 - SN3225; ConvF(6.47, 6.47, 6.47); Calibrated: 1/13/2011
- Sensor-Surface: 4mm (Mechanical Surface Detection)
- Electronics: DAE3 Sn473; Calibrated: 1/21/2011
- Phantom: SAM 1; Type: SAM 4.0; Serial: 1076
- Measurement SW: DASY52, Version 52.6 (2); SEMCAD X Version 14.4.4 (2829)

Configuration/Touch position -/Area Scan (51x81x1): Measurement grid: dx=15mm, dy=15mm

[Info: Interpolated medium parameters used for SAR evaluation.](#)

Maximum value of SAR (interpolated) = 1.313 mW/g

Configuration/Touch position -/Zoom Scan (5x5x7) (6x6x7)/Cube 0:

Measurement grid: dx=7.5mm, dy=7.5mm, dz=5mm


Reference Value = 10.741 V/m; Power Drift = 0.08 dB

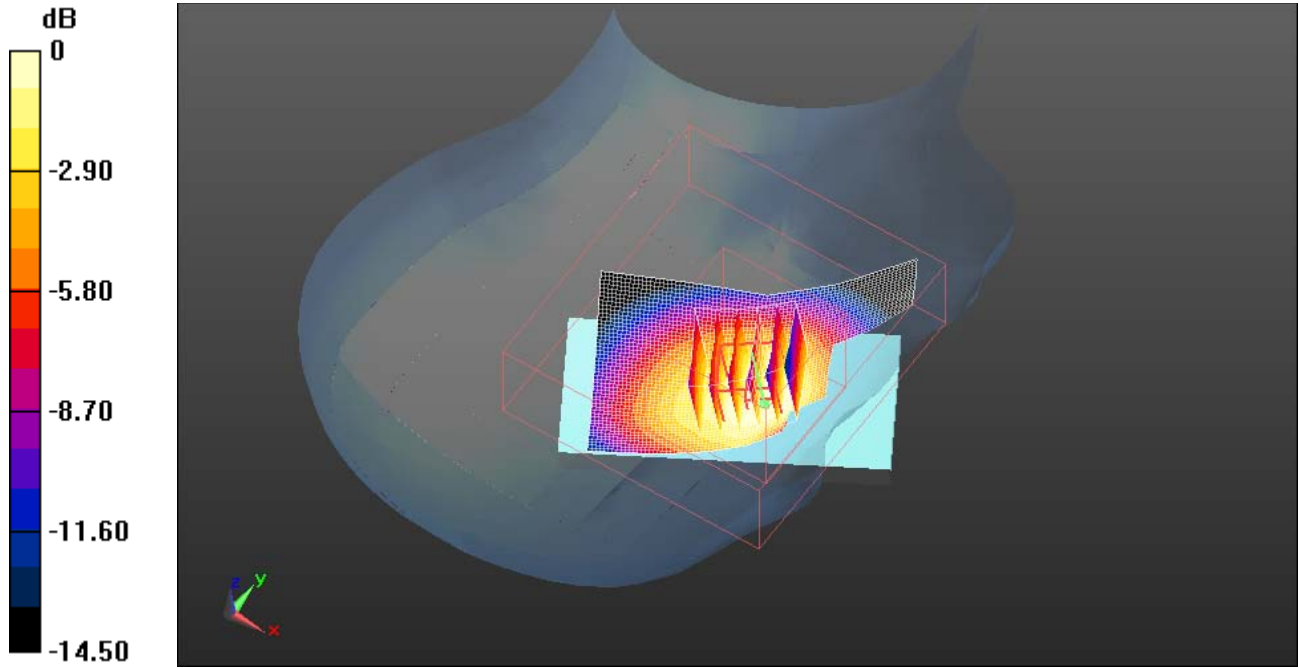
Peak SAR (extrapolated) = 1.617 W/kg

SAR(1 g) = 1.21 mW/g; SAR(10 g) = 0.871 mW/g


[Info: Interpolated medium parameters used for SAR evaluation.](#)

Maximum value of SAR (measured) = 1.253 mW/g

	Document Appendix B for the BlackBerry® Smartphone Model RDD71UW/REM71UW SAR Report			Page 5(85)
	Author Data Andrew Becker	Dates of Test Apr 13 – July 4, 2011	Test Report No RTS-2579-1106-34C	FCC ID: L6ARDD70UW L6AREM70UW



0 dB = 1.250mW/g

	Document Appendix B for the BlackBerry® Smartphone Model RDD71UW/REM71UW SAR Report			Page 6(85)
	Author Data Andrew Becker	Dates of Test Apr 13 – July 4, 2011	Test Report No RTS-2579-1106-34C	FCC ID: L6ARDD70UW L6AREM70UW

Date/Time: 5/10/2011 5:06:36 PM, Date/Time: 5/10/2011 5:11:51 PM

Test Laboratory: RIM Testing Services

RightHandSide_Tilt_EDGE835_mid_chan_amb_temp_23.0_liq_temp_22
.0C

DUT: BlackBerry Smartphone; Type: Sample ; Serial: 27269EDE

Communication System: EDGE 850 (2slots); Frequency: 836.8 MHz; Communication System PAR: 6.232 dB

Medium parameters used (interpolated): $f = 836.8$ MHz; $\sigma = 0.923$ mho/m; $\epsilon_r = 42.256$; $\rho = 1000$ kg/m³

Phantom section: Right Section

Measurement Standard: DASY5 (IEEE/IEC/ANSI C63.19-2007)

DASY5 Configuration:

- Probe: ES3DV3 - SN3225; ConvF(6.47, 6.47, 6.47); Calibrated: 1/13/2011
- Sensor-Surface: 4mm (Mechanical Surface Detection)
- Electronics: DAE3 Sn473; Calibrated: 1/21/2011
- Phantom: SAM 1; Type: SAM 4.0; Serial: 1076
- Measurement SW: DASY52, Version 52.6 (2); SEMCAD X Version 14.4.4 (2829)

Configuration/Touch position -/Area Scan (51x81x1): Measurement grid: dx=15mm, dy=15mm

[Info: Interpolated medium parameters used for SAR evaluation.](#)

Maximum value of SAR (interpolated) = 0.747 mW/g


Configuration/Touch position -/Zoom Scan (5x5x7) (5x5x5)/Cube 0:

Measurement grid: dx=7.5mm, dy=7.5mm, dz=5mm

Reference Value = 18.616 V/m; Power Drift = -0.21 dB

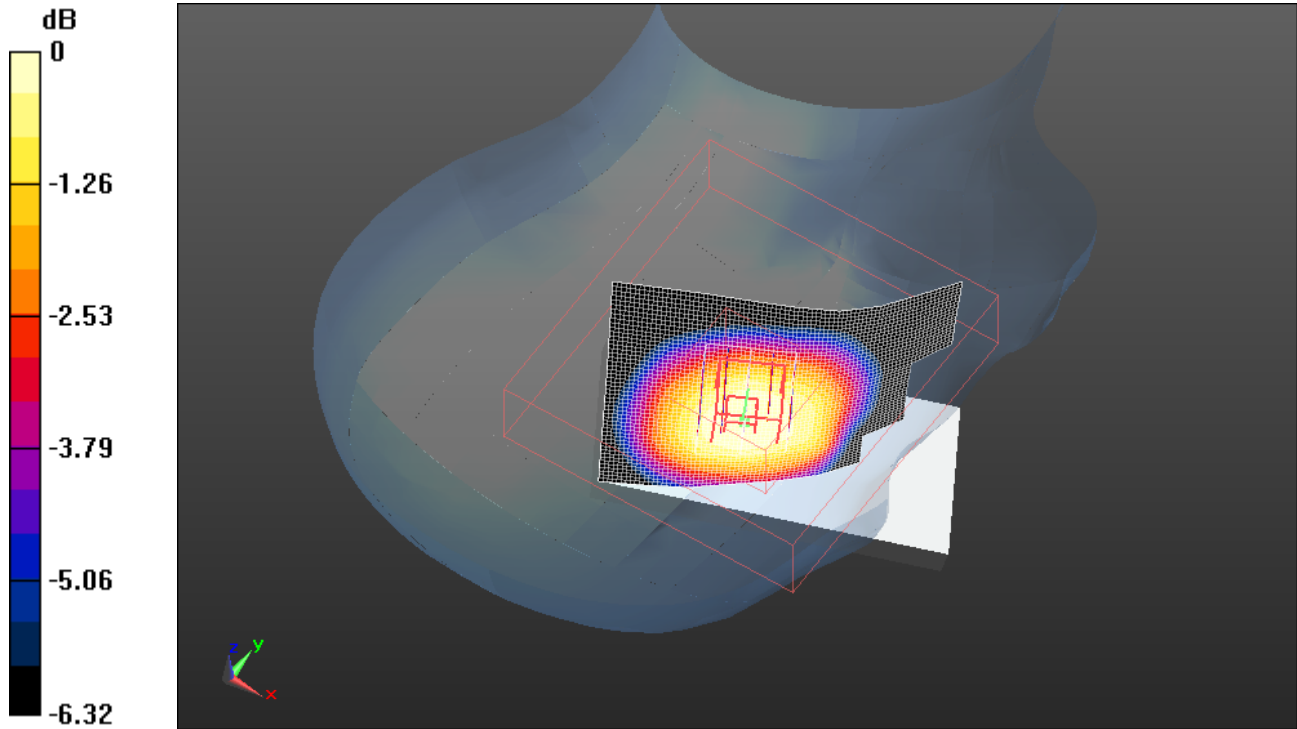
Peak SAR (extrapolated) = 0.835 W/kg

SAR(1 g) = 0.677 mW/g; SAR(10 g) = 0.511 mW/g


	Document Appendix B for the BlackBerry® Smartphone Model RDD71UW/REM71UW SAR Report			Page 7(85)
	Author Data Andrew Becker	Dates of Test Apr 13 – July 4, 2011	Test Report No RTS-2579-1106-34C	FCC ID: L6ARDD70UW L6AREM70UW

Info: Interpolated medium parameters used for SAR evaluation.

Maximum value of SAR (measured) = 0.715 mW/g



0 dB = 0.720mW/g

	Document Appendix B for the BlackBerry® Smartphone Model RDD71UW/REM71UW SAR Report			Page 8(85)
	Author Data Andrew Becker	Dates of Test Apr 13 – July 4, 2011	Test Report No RTS-2579-1106-34C	FCC ID: L6ARDD70UW L6AREM70UW

Date/Time: 5/10/2011 5:36:28 PM, Date/Time: 5/10/2011 5:42:48 PM

Test Laboratory: RIM Testing Services

LeftHandSide_EDGE850_low_chan_amb_temp_23.3_liq_temp_22.3C

DUT: BlackBerry Smartphone; Type: Sample ; Serial: 27269EDE

Communication System: EDGE 850 (2slots); Frequency: 824.2 MHz; Communication System PAR: 6.232 dB

Medium parameters used: $f = 825$ MHz; $\sigma = 0.912$ mho/m; $\epsilon_r = 42.389$; $\rho = 1000$ kg/m³

Phantom section: Left Section

Measurement Standard: DASYS (IEEE/IEC/ANSI C63.19-2007)

DASY5 Configuration:

- Probe: ES3DV3 - SN3225; ConvF(6.47, 6.47, 6.47); Calibrated: 1/13/2011
- Sensor-Surface: 4mm (Mechanical Surface Detection)
- Electronics: DAE3 Sn473; Calibrated: 1/21/2011
- Phantom: SAM 1; Type: SAM 4.0; Serial: 1076
- Measurement SW: DASY52, Version 52.6 (2); SEMCAD X Version 14.4.4 (2829)

Configuration/Touch position -/Area Scan (61x81x1): Measurement grid:

dx=15mm, dy=15mm

Maximum value of SAR (interpolated) = 1.048 mW/g

Configuration/Touch position -/Zoom Scan (5x5x7) (5x5x5)/Cube 0:


Measurement grid: dx=7.5mm, dy=7.5mm, dz=5mm


Reference Value = 10.209 V/m; Power Drift = -0.0051 dB

Peak SAR (extrapolated) = 1.419 W/kg


SAR(1 g) = 0.935 mW/g; SAR(10 g) = 0.624 mW/g

Maximum value of SAR (measured) = 1.014 mW/g

	Document Appendix B for the BlackBerry® Smartphone Model RDD71UW/REM71UW SAR Report			Page 9(85)
	Author Data Andrew Becker	Dates of Test Apr 13 – July 4, 2011	Test Report No RTS-2579-1106-34C	FCC ID: L6ARDD70UW L6AREM70UW



0 dB = 1.010mW/g

	Document Appendix B for the BlackBerry® Smartphone Model RDD71UW/REM71UW SAR Report			Page 10(85)
	Author Data Andrew Becker	Dates of Test Apr 13 – July 4, 2011	Test Report No RTS-2579-1106-34C	FCC ID: L6ARDD70UW L6AREM70UW

Date/Time: 5/10/2011 5:22:17 PM, Date/Time: 5/10/2011 5:28:36 PM

Test Laboratory: RIM Testing Services

LeftHandSide_EDGE850_mid_chan_amb_temp_23.9_liq_temp_22.5C

DUT: BlackBerry Smartphone; Type: Sample ; Serial: 27269EDE

Communication System: EDGE 850 (2slots); Frequency: 836.8 MHz; Communication System PAR: 6.232 dB

Medium parameters used (interpolated): $f = 836.8$ MHz; $\sigma = 0.923$ mho/m; $\epsilon_r = 42.256$; $\rho = 1000$ kg/m³

Phantom section: Left Section

Measurement Standard: DASYS5 (IEEE/IEC/ANSI C63.19-2007)

DASY5 Configuration:

- Probe: ES3DV3 - SN3225; ConvF(6.47, 6.47, 6.47); Calibrated: 1/13/2011
- Sensor-Surface: 4mm (Mechanical Surface Detection)
- Electronics: DAE3 Sn473; Calibrated: 1/21/2011
- Phantom: SAM 1; Type: SAM 4.0; Serial: 1076
- Measurement SW: DASYS2, Version 52.6 (2); SEMCAD X Version 14.4.4 (2829)

Configuration/Touch position -/Area Scan (61x81x1): Measurement grid: dx=15mm, dy=15mm

[Info: Interpolated medium parameters used for SAR evaluation.](#)

Maximum value of SAR (interpolated) = 1.374 mW/g

Configuration/Touch position -/Zoom Scan (5x5x7) (5x5x5)/Cube 0:

Measurement grid: dx=7.5mm, dy=7.5mm, dz=5mm

Reference Value = 11.524 V/m; Power Drift = -0.08 dB

Peak SAR (extrapolated) = 1.836 W/kg

SAR(1 g) = 1.22 mW/g; SAR(10 g) = 0.818 mW/g

[Info: Interpolated medium parameters used for SAR evaluation.](#)

Maximum value of SAR (measured) = 1.331 mW/g


Author Data
Andrew Becker

Dates of Test
Apr 13 – July 4, 2011


Test Report No
RTS-2579-1106-34C

FCC ID:
**L6ARDD70UW
L6AREM70UW**

IC ID
**2503A-RDD70UW
2503A-REM70UW**



0 dB = 1.330mW/g

	Document Appendix B for the BlackBerry® Smartphone Model RDD71UW/REM71UW SAR Report			Page 12(85)
	Author Data Andrew Becker	Dates of Test Apr 13 – July 4, 2011	Test Report No RTS-2579-1106-34C	FCC ID: L6ARDD70UW L6AREM70UW

Date/Time: 5/10/2011 6:20:54 PM, Date/Time: 5/10/2011 6:26:49 PM

Test Laboratory: RIM Testing Services

LeftHandSide_GSM850_mid_chan_amb_temp_23.3_liq_temp_22.3C

DUT: BlackBerry Smartphone; Type: Sample ; Serial: 27269EDE

Communication System: Generic GSM; Communication System Band: GSM 850 (824.0 - 849.0 MHz); Frequency: 836.6 MHz; Communication System PAR: 9.191 dB

Medium parameters used (interpolated): $f = 836.6$ MHz; $\sigma = 0.923$ mho/m; $\epsilon_r = 42.258$; $\rho = 1000$ kg/m³

Phantom section: Left Section

Measurement Standard: DASYS5 (IEEE/IEC/ANSI C63.19-2007)

DASY5 Configuration:

- Probe: ES3DV3 - SN3225; ConvF(6.47, 6.47, 6.47); Calibrated: 1/13/2011
- Sensor-Surface: 4mm (Mechanical Surface Detection)
- Electronics: DAE3 Sn473; Calibrated: 1/21/2011
- Phantom: SAM 1; Type: SAM 4.0; Serial: 1076
- Measurement SW: DASYS2, Version 52.6 (2); SEMCAD X Version 14.4.4 (2829)

Configuration/Touch position -/Area Scan (61x81x1): Measurement grid: dx=15mm, dy=15mm

[Info: Interpolated medium parameters used for SAR evaluation.](#)

Maximum value of SAR (interpolated) = 1.096 mW/g

Configuration/Touch position -/Zoom Scan (5x5x7) (5x5x5)/Cube 0:

Measurement grid: dx=7.5mm, dy=7.5mm, dz=5mm

Reference Value = 9.616 V/m; Power Drift = -0.15 dB

Peak SAR (extrapolated) = 1.611 W/kg

SAR(1 g) = 0.988 mW/g; SAR(10 g) = 0.642 mW/g

[Info: Interpolated medium parameters used for SAR evaluation.](#)

Maximum value of SAR (measured) = 1.061 mW/g


Author Data
Andrew Becker

Dates of Test
Apr 13 – July 4, 2011


Test Report No
RTS-2579-1106-34C

FCC ID:
**L6ARDD70UW
L6AREM70UW**

IC ID
**2503A-RDD70UW
2503A-REM70UW**



0 dB = 1.060mW/g

	Document Appendix B for the BlackBerry® Smartphone Model RDD71UW/REM71UW SAR Report			Page 14(85)
	Author Data Andrew Becker	Dates of Test Apr 13 – July 4, 2011	Test Report No RTS-2579-1106-34C	FCC ID: L6ARDD70UW L6AREM70UW

Date/Time: 5/10/2011 6:07:12 PM, Date/Time: 5/10/2011 6:13:31 PM

Test Laboratory: RIM Testing Services

LeftHandSide_Tilt_EDGE850_mid_chan_amb_temp_23.3_liq_temp_22.3

C

DUT: BlackBerry Smartphone; Type: Sample ; Serial: 27269EDE

Communication System: EDGE 850 (2slots); Frequency: 848.8 MHz; Communication System PAR: 6.232 dB

Medium parameters used (interpolated): $f = 848.8$ MHz; $\sigma = 0.933$ mho/m; $\epsilon_r = 42.09$; $\rho = 1000$ kg/m³

Phantom section: Left Section

Measurement Standard: DASYS5 (IEEE/IEC/ANSI C63.19-2007)

DASY5 Configuration:

- Probe: ES3DV3 - SN3225; ConvF(6.11, 6.11, 6.11); Calibrated: 1/13/2011
- Sensor-Surface: 4mm (Mechanical Surface Detection)
- Electronics: DAE3 Sn473; Calibrated: 1/21/2011
- Phantom: SAM 1; Type: SAM 4.0; Serial: 1076
- Measurement SW: DASYS2, Version 52.6 (2); SEMCAD X Version 14.4.4 (2829)

Configuration/Touch position -/Area Scan (61x81x1): Measurement grid: dx=15mm, dy=15mm

Info: Interpolated medium parameters used for SAR evaluation.

Maximum value of SAR (interpolated) = 0.749 mW/g


Configuration/Touch position -/Zoom Scan (5x5x7) (5x5x5)/Cube 0:

Measurement grid: dx=7.5mm, dy=7.5mm, dz=5mm

Reference Value = 17.991 V/m; Power Drift = -0.04 dB


Peak SAR (extrapolated) = 0.861 W/kg

SAR(1 g) = 0.705 mW/g; SAR(10 g) = 0.534 mW/g


	Document Appendix B for the BlackBerry® Smartphone Model RDD71UW/REM71UW SAR Report			Page 15(85)
	Author Data Andrew Becker	Dates of Test Apr 13 – July 4, 2011	Test Report No RTS-2579-1106-34C	FCC ID: L6ARDD70UW L6AREM70UW

Info: Interpolated medium parameters used for SAR evaluation.

Maximum value of SAR (measured) = 0.737 mW/g



0 dB = 0.740mW/g

	Document Appendix B for the BlackBerry® Smartphone Model RDD71UW/REM71UW SAR Report			Page 16(85)
	Author Data Andrew Becker	Dates of Test Apr 13 – July 4, 2011	Test Report No RTS-2579-1106-34C	FCC ID: L6ARDD70UW L6AREM70UW

Date/Time: 6/7/2011 11:20:02 PM, Date/Time: 6/7/2011 11:25:29 PM

Test Laboratory: RIM Testing Services

RightHandSide_EDGE850_high_chan_amb_temp_23.0_liq_temp_22.2C

DUT: BlackBerry Smartphone; Type: Sample ; Serial: 279CCF51

Communication System: EDGE 850 (2slots); Communication System Band: EDGE 850;
Frequency: 848.8 MHz; Communication System PAR: 6.232 dB
Medium parameters used (interpolated): $f = 848.8$ MHz; $\sigma = 0.906$ mho/m; $\epsilon_r = 39.971$; $\rho = 1000$ kg/m³
Phantom section: Right Section
Measurement Standard: DASYS5 (IEEE/IEC/ANSI C63.19-2007)

DASY5 Configuration:

- Probe: ES3DV3 - SN3225; ConvF(6.47, 6.47, 6.47); Calibrated: 1/13/2011
- Sensor-Surface: 4mm (Mechanical Surface Detection)
- Electronics: DAE3 Sn472; Calibrated: 3/7/2011
- Phantom: SAM 1; Type: SAM 4.0; Serial: 1076
- Measurement SW: DASYS2, Version 52.6 (2); SEMCAD X Version 14.4.4 (2829)

Configuration/Touch position -/Area Scan (51x81x1): Measurement grid:
dx=15mm, dy=15mm

[Info: Interpolated medium parameters used for SAR evaluation.](#)


Maximum value of SAR (interpolated) = 1.222 mW/g


Configuration/Touch position -/Zoom Scan (5x5x7) (5x5x5)/Cube 0:

Measurement grid: dx=7.5mm, dy=7.5mm, dz=5mm
Reference Value = 11.827 V/m; Power Drift = -0.07 dB
Peak SAR (extrapolated) = 1.497 W/kg
SAR(1 g) = 1.14 mW/g; SAR(10 g) = 0.817 mW/g


[Info: Interpolated medium parameters used for SAR evaluation.](#)

Maximum value of SAR (measured) = 1.189 mW/g

	Document Appendix B for the BlackBerry® Smartphone Model RDD71UW/REM71UW SAR Report			Page 17(85)
	Author Data Andrew Becker	Dates of Test Apr 13 – July 4, 2011	Test Report No RTS-2579-1106-34C	FCC ID: L6ARDD70UW L6AREM70UW



0 dB = 1.190mW/g

	Document Appendix B for the BlackBerry® Smartphone Model RDD71UW/REM71UW SAR Report			Page 18(85)
	Author Data Andrew Becker	Dates of Test Apr 13 – July 4, 2011	Test Report No RTS-2579-1106-34C	FCC ID: L6ARDD70UW L6AREM70UW

Date/Time: 6/7/2011 11:02:44 PM, Date/Time: 6/7/2011 11:08:00 PM

Test Laboratory: RIM Testing Services

LeftHandSide_EDGE850_high_chan_amb_temp_23.2_liq_temp_22.1C

DUT: BlackBerry Smartphone; Type: Sample ; Serial: 279CCF51

Communication System: EDGE 850 (2slots); Communication System Band: EDGE 850;
Frequency: 848.8 MHz; Communication System PAR: 6.232 dB
Medium parameters used (interpolated): $f = 848.8$ MHz; $\sigma = 0.906$ mho/m; $\epsilon_r = 39.971$; $\rho = 1000$ kg/m³
Phantom section: Left Section
Measurement Standard: DASYS5 (IEEE/IEC/ANSI C63.19-2007)

DASY5 Configuration:

- Probe: ES3DV3 - SN3225; ConvF(6.47, 6.47, 6.47); Calibrated: 1/13/2011
- Sensor-Surface: 4mm (Mechanical Surface Detection)
- Electronics: DAE3 Sn472; Calibrated: 3/7/2011
- Phantom: SAM 1; Type: SAM 4.0; Serial: 1076
- Measurement SW: DASYS2, Version 52.6 (2); SEMCAD X Version 14.4.4 (2829)

Configuration/Touch position -/Area Scan (51x81x1): Measurement grid:
dx=15mm, dy=15mm

[Info: Interpolated medium parameters used for SAR evaluation.](#)


Maximum value of SAR (interpolated) = 1.312 mW/g


Configuration/Touch position -/Zoom Scan (5x5x7) (6x6x5)/Cube 0:

Measurement grid: dx=7.5mm, dy=7.5mm, dz=5mm
Reference Value = 11.643 V/m; Power Drift = -0.18 dB
Peak SAR (extrapolated) = 1.806 W/kg
SAR(1 g) = 1.2 mW/g; SAR(10 g) = 0.817 mW/g


[Info: Interpolated medium parameters used for SAR evaluation.](#)

Maximum value of SAR (measured) = 1.269 mW/g

	Document Appendix B for the BlackBerry® Smartphone Model RDD71UW/REM71UW SAR Report			Page 19(85)
	Author Data Andrew Becker	Dates of Test Apr 13 – July 4, 2011	Test Report No RTS-2579-1106-34C	FCC ID: L6ARDD70UW L6AREM70UW



0 dB = 1.270mW/g

	Document Appendix B for the BlackBerry® Smartphone Model RDD71UW/REM71UW SAR Report			Page 20(85)
	Author Data Andrew Becker	Dates of Test Apr 13 – July 4, 2011	Test Report No RTS-2579-1106-34C	FCC ID: L6ARDD70UW L6AREM70UW

Date/Time: 5/6/2011 10:21:03 AM, Date/Time: 5/6/2011 10:26:45 AM, Date/Time: 5/6/2011 10:33:55 AM

Test Laboratory: RIM Testing Services

RightHandSide_EDGE1900_low_chan_amb_temp_23.1_liq_temp_22.1C

DUT: BlackBerry Smartphone; Type: Sample ; Serial: 27269EDE

Communication System: EDGE 1900; Frequency: 1850.2 MHz; Communication System PAR: 6.232 dB

Medium parameters used (interpolated): $f = 1850.2$ MHz; $\sigma = 1.3$ mho/m; $\epsilon_r = 38.629$; $\rho = 1000$ kg/m³

Phantom section: Right Section

Measurement Standard: DASYS (IEEE/IEC/ANSI C63.19-2007)

DASY5 Configuration:

- Probe: ES3DV3 - SN3225; ConvF(5.26, 5.26, 5.26); Calibrated: 1/13/2011
- Sensor-Surface: 4mm (Mechanical Surface Detection)
- Electronics: DAE3 Sn473; Calibrated: 1/21/2011
- Phantom: SAM 1; Type: SAM 4.0; Serial: 1076
- Measurement SW: DASYS2, Version 52.6 (2); SEMCAD X Version 14.4.4 (2829)

Configuration/Touch position -/Area Scan (51x81x1): Measurement grid: dx=15mm, dy=15mm

[Info: Interpolated medium parameters used for SAR evaluation.](#)

Maximum value of SAR (interpolated) = 0.977 mW/g

Configuration/Touch position -/Zoom Scan (5x5x7) (6x6x5)/Cube 0:


Measurement grid: dx=7.5mm, dy=7.5mm, dz=5mm

Reference Value = 10.694 V/m; Power Drift = -0.08 dB

Peak SAR (extrapolated) = 1.386 W/kg

SAR(1 g) = 0.867 mW/g; SAR(10 g) = 0.524 mW/g

[Info: Interpolated medium parameters used for SAR evaluation.](#)

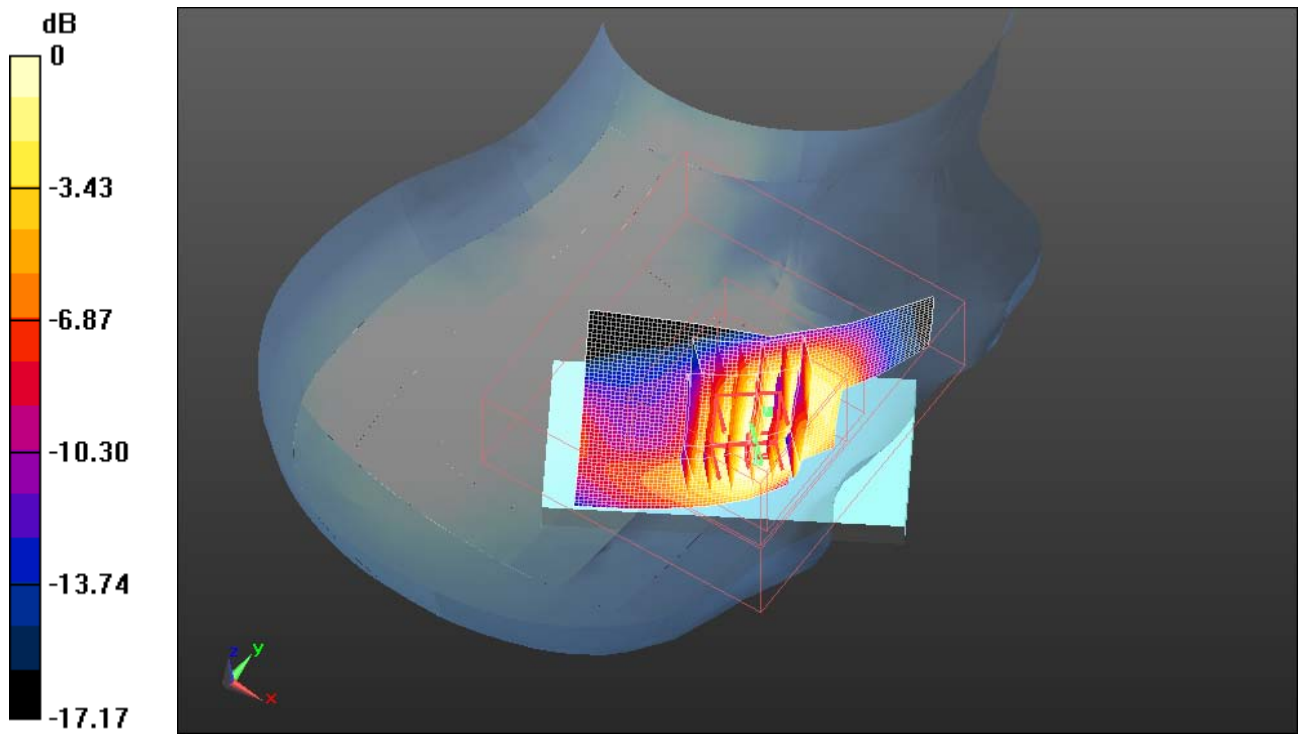
	Document Appendix B for the BlackBerry® Smartphone Model RDD71UW/REM71UW SAR Report			Page 21(85)
	Author Data Andrew Becker	Dates of Test Apr 13 – July 4, 2011	Test Report No RTS-2579-1106-34C	FCC ID: L6ARDD70UW L6AREM70UW

Maximum value of SAR (measured) = 0.919 mW/g


Configuration/Touch position -/Zoom Scan (5x5x7) 2 (7x6x5)/Cube 0:

Measurement grid: dx=7.5mm, dy=7.5mm, dz=5mm
 Reference Value = 10.694 V/m; Power Drift = -0.12 dB
 Peak SAR (extrapolated) = 1.396 W/kg
SAR(1 g) = 0.872 mW/g; SAR(10 g) = 0.528 mW/g

Info: Interpolated medium parameters used for SAR evaluation.



0 dB = 0.920mW/g

	Document Appendix B for the BlackBerry® Smartphone Model RDD71UW/REM71UW SAR Report			Page 22(85)
	Author Data Andrew Becker	Dates of Test Apr 13 – July 4, 2011	Test Report No RTS-2579-1106-34C	FCC ID: L6ARDD70UW L6AREM70UW

Date/Time: 5/6/2011 9:52:37 AM, Date/Time: 5/6/2011 9:57:57 AM, Date/Time:
5/6/2011 10:06:47 AM

Test Laboratory: RIM Testing Services

RightHandSide_EDGE1900_mid_chan_amb_temp_23.0_liq_temp_22.0

C

DUT: BlackBerry Smartphone; Type: Sample ; Serial: 27269EDE

Communication System: EDGE 1900; Frequency: 1880 MHz; Communication System
PAR: 6.232 dB

Medium parameters used: $f = 1880$ MHz; $\sigma = 1.329$ mho/m; $\epsilon_r = 38.5$; $\rho = 1000$ kg/m³

Phantom section: Right Section

Measurement Standard: DASYS5 (IEEE/IEC/ANSI C63.19-2007)

DASY5 Configuration:

- Probe: ES3DV3 - SN3225; ConvF(5.26, 5.26, 5.26); Calibrated: 1/13/2011
- Sensor-Surface: 4mm (Mechanical Surface Detection)
- Electronics: DAE3 Sn473; Calibrated: 1/21/2011
- Phantom: SAM 1; Type: SAM 4.0; Serial: 1076
- Measurement SW: DASYS2, Version 52.6 (2); SEMCAD X Version 14.4.4 (2829)

Configuration/Touch position -/Area Scan (51x81x1): Measurement grid:

dx=15mm, dy=15mm

Maximum value of SAR (interpolated) = 0.882 mW/g

Configuration/Touch position -/Zoom Scan (5x5x7) (6x6x7)/Cube 0:

Measurement grid: dx=7.5mm, dy=7.5mm, dz=5mm

Reference Value = 9.551 V/m; Power Drift = 0.22 dB


Peak SAR (extrapolated) = 1.321 W/kg

SAR(1 g) = 0.827 mW/g; SAR(10 g) = 0.501 mW/g

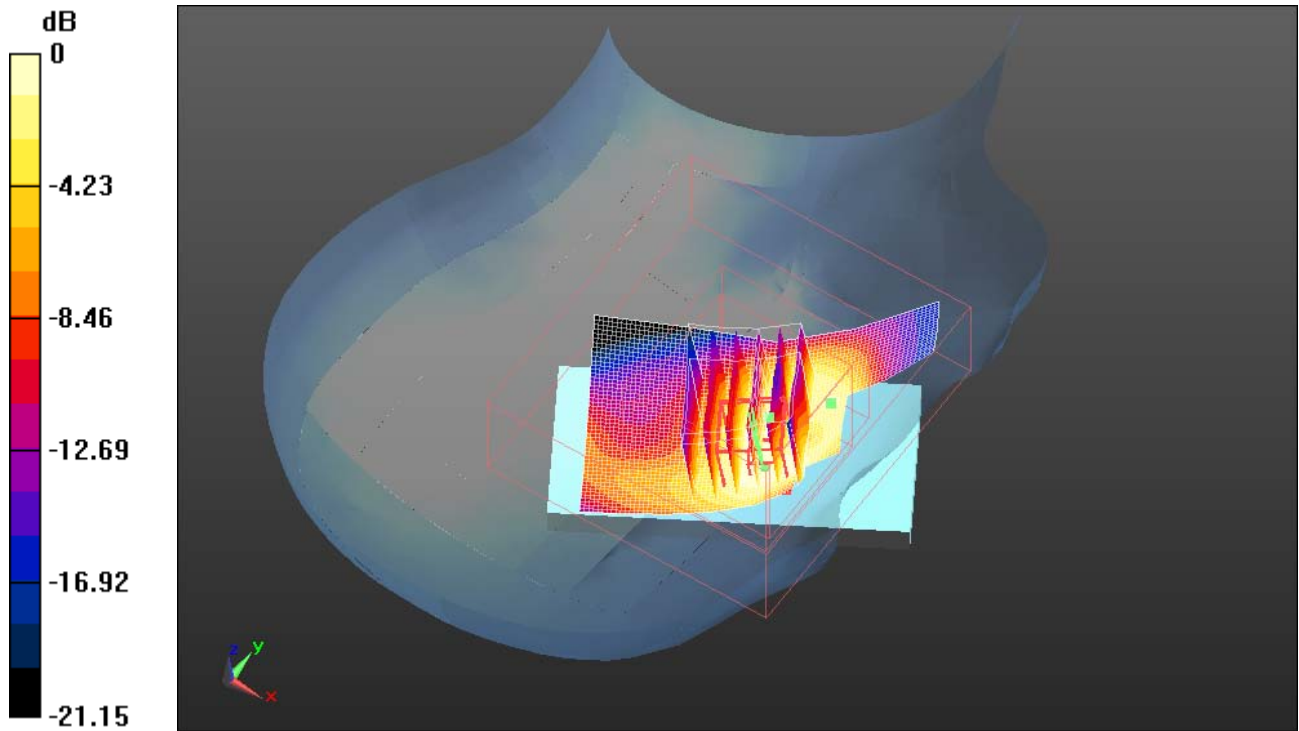
Maximum value of SAR (measured) = 0.880 mW/g

Configuration/Touch position -/Zoom Scan (5x5x7) 2 (7x6x7)/Cube 0:


Measurement grid: dx=7.5mm, dy=7.5mm, dz=5mm

	Document Appendix B for the BlackBerry® Smartphone Model RDD71UW/REM71UW SAR Report			Page 23(85)
	Author Data Andrew Becker	Dates of Test Apr 13 – July 4, 2011	Test Report No RTS-2579-1106-34C	FCC ID: L6ARDD70UW L6AREM70UW

Reference Value = 9.551 V/m; Power Drift = 0.16 dB
 Peak SAR (extrapolated) = 1.283 W/kg
SAR(1 g) = 0.821 mW/g; SAR(10 g) = 0.497 mW/g
 Maximum value of SAR (measured) = 0.862 mW/g



0 dB = 0.860mW/g

	Document Appendix B for the BlackBerry® Smartphone Model RDD71UW/REM71UW SAR Report			Page 24(85)
	Author Data Andrew Becker	Dates of Test Apr 13 – July 4, 2011	Test Report No RTS-2579-1106-34C	FCC ID: L6ARDD70UW L6AREM70UW

Date/Time: 5/6/2011 10:44:26 AM, Date/Time: 5/6/2011 10:52:30 AM, Date/Time:
5/6/2011 10:59:49 AM

Test Laboratory: RIM Testing Services

RightHandSide_EDGE1900_high_chan_amb_temp_23.2_liq_temp_22.2
C

DUT: BlackBerry Smartphone; Type: Sample ; Serial: 27269EDE

Communication System: EDGE 1900; Frequency: 1909.8 MHz; Communication System
PAR: 6.232 dB

Medium parameters used: $f = 1910$ MHz; $\sigma = 1.356$ mho/m; $\epsilon_r = 38.402$; $\rho = 1000$ kg/m³

Phantom section: Right Section

Measurement Standard: DASYS (IEEE/IEC/ANSI C63.19-2007)

DASY5 Configuration:

- Probe: ES3DV3 - SN3225; ConvF(5.26, 5.26, 5.26); Calibrated: 1/13/2011
- Sensor-Surface: 4mm (Mechanical Surface Detection)
- Electronics: DAE3 Sn473; Calibrated: 1/21/2011
- Phantom: SAM 1; Type: SAM 4.0; Serial: 1076
- Measurement SW: DASY52, Version 52.6 (2); SEMCAD X Version 14.4.4 (2829)

Configuration/Touch position -/Area Scan (51x81x1): Measurement grid:

dx=15mm, dy=15mm

Maximum value of SAR (interpolated) = 0.805 mW/g

Configuration/Touch position -/Zoom Scan (5x5x7) (6x6x5)/Cube 0:

Measurement grid: dx=7.5mm, dy=7.5mm, dz=5mm

Reference Value = 9.443 V/m; Power Drift = 0.09 dB


Peak SAR (extrapolated) = 1.153 W/kg

SAR(1 g) = 0.728 mW/g; SAR(10 g) = 0.440 mW/g

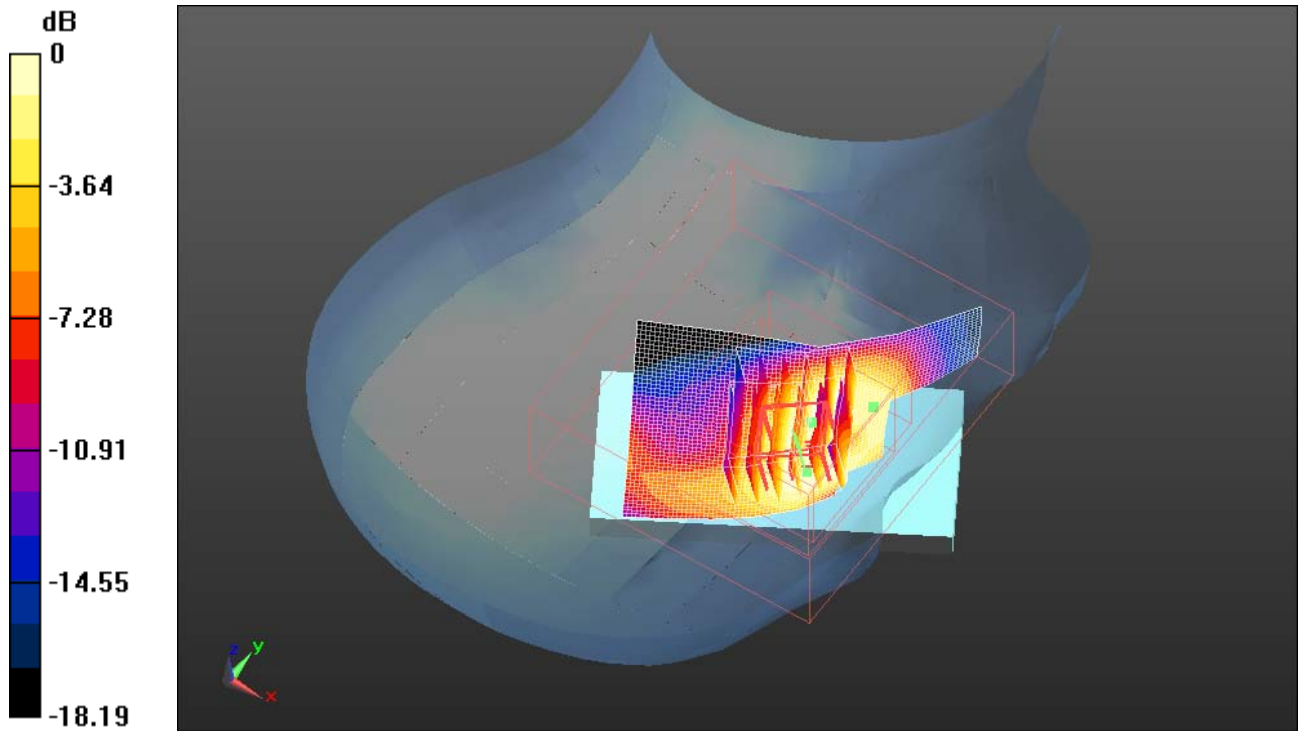
Maximum value of SAR (measured) = 0.778 mW/g

Configuration/Touch position -/Zoom Scan (5x5x7) 2 (7x6x5)/Cube 0:


Measurement grid: dx=7.5mm, dy=7.5mm, dz=5mm

	Document Appendix B for the BlackBerry® Smartphone Model RDD71UW/REM71UW SAR Report			Page 25(85)
	Author Data Andrew Becker	Dates of Test Apr 13 – July 4, 2011	Test Report No RTS-2579-1106-34C	FCC ID: L6ARDD70UW L6AREM70UW

Reference Value = 9.443 V/m; Power Drift = 0.06 dB
 Peak SAR (extrapolated) = 1.158 W/kg
SAR(1 g) = 0.732 mW/g; SAR(10 g) = 0.442 mW/g
 Maximum value of SAR (measured) = 0.767 mW/g



0 dB = 0.770mW/g

	Document Appendix B for the BlackBerry® Smartphone Model RDD71UW/REM71UW SAR Report			Page 26(85)
	Author Data Andrew Becker	Dates of Test Apr 13 – July 4, 2011	Test Report No RTS-2579-1106-34C	FCC ID: L6ARDD70UW L6AREM70UW

Date/Time: 5/3/2011 10:57:47 AM, Date/Time: 5/3/2011 11:07:56 AM, Date/Time:
5/3/2011 11:14:44 AM

Test Laboratory: RIM Testing Services

RightHandSide_GSM1900_mid_chan_amb_temp_23.0_liq_temp_22.0C

DUT: BlackBerry Smartphone; Type: Sample ; Serial: 27269EDE

Communication System: GSM 1900; Frequency: 1880 MHz; Communication System

PAR: 9.191 dB

Medium parameters used: $f = 1880$ MHz; $\sigma = 1.335$ mho/m; $\epsilon_r = 38.14$; $\rho = 1000$ kg/m³

Phantom section: Right Section

Measurement Standard: DASYS (IEEE/IEC/ANSI C63.19-2007)

DASY5 Configuration:

- Probe: ES3DV3 - SN3225; ConvF(5.26, 5.26, 5.26); Calibrated: 1/13/2011
- Sensor-Surface: 4mm (Mechanical Surface Detection)
- Electronics: DAE3 Sn473; Calibrated: 1/21/2011
- Phantom: SAM 1; Type: SAM 4.0; Serial: 1076
- Measurement SW: DASY52, Version 52.6 (2); SEMCAD X Version 14.4.4 (2829)

Configuration/Touch position -/Area Scan (51x81x1): Measurement grid:

dx=15mm, dy=15mm

Maximum value of SAR (interpolated) = 0.631 mW/g

Configuration/Touch position -/Zoom Scan (5x5x7) (5x5x7)/Cube 0:

Measurement grid: dx=7.5mm, dy=7.5mm, dz=5mm

Reference Value = 8.470 V/m; Power Drift = -0.32 dB

Peak SAR (extrapolated) = 0.887 W/kg

SAR(1 g) = 0.568 mW/g; SAR(10 g) = 0.349 mW/g


Maximum value of SAR (measured) = 0.605 mW/g

Configuration/Touch position -/Zoom Scan (5x5x7) 2 (8x7x7)/Cube 0:

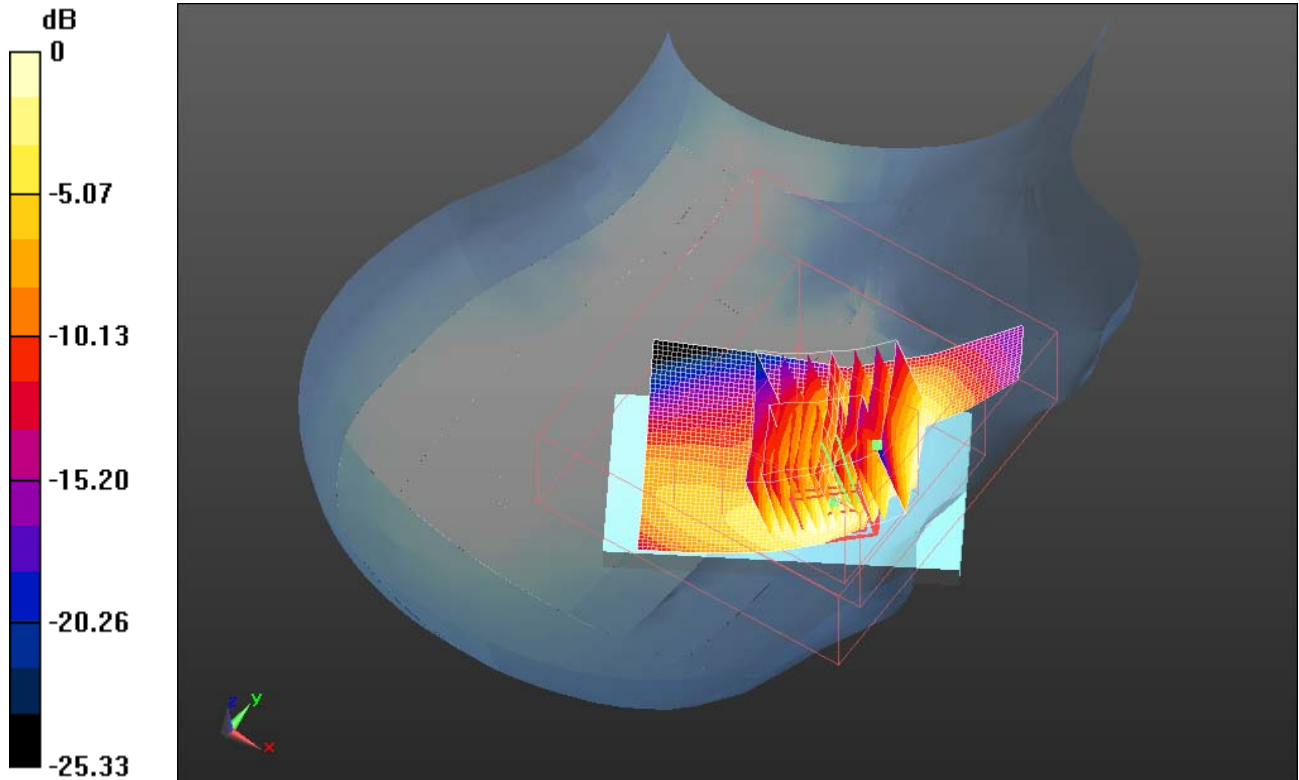
Measurement grid: dx=7.5mm, dy=7.5mm, dz=5mm

Reference Value = 8.470 V/m; Power Drift = -0.54 dB


Peak SAR (extrapolated) = 0.860 W/kg

	Document Appendix B for the BlackBerry® Smartphone Model RDD71UW/REM71UW SAR Report			Page 27(85)
	Author Data Andrew Becker	Dates of Test Apr 13 – July 4, 2011	Test Report No RTS-2579-1106-34C	FCC ID: L6ARDD70UW L6AREM70UW

SAR(1 g) = 0.576 mW/g; SAR(10 g) = 0.356 mW/g
Maximum value of SAR (measured) = 0.613 mW/g



0 dB = 0.610mW/g

	Document Appendix B for the BlackBerry® Smartphone Model RDD71UW/REM71UW SAR Report			Page 28(85)
	Author Data Andrew Becker	Dates of Test Apr 13 – July 4, 2011	Test Report No RTS-2579-1106-34C	FCC ID: L6ARDD70UW L6AREM70UW

Date/Time: 5/3/2011 11:31:47 AM, Date/Time: 5/3/2011 11:37:26 AM

Test Laboratory: RIM Testing Services

RightHandSide_Tilt_GSM1900_mid_chan_amb_temp_23.1_liq_temp_22 .1C

DUT: BlackBerry Smartphone; Type: Sample ; Serial: 27269EDE

Communication System: GSM 1900; Frequency: 1880 MHz; Communication System

PAR: 9.191 dB

Medium parameters used: $f = 1880$ MHz; $\sigma = 1.335$ mho/m; $\epsilon_r = 38.14$; $\rho = 1000$ kg/m³

Phantom section: Right Section

Measurement Standard: DASYS5 (IEEE/IEC/ANSI C63.19-2007)

DASY5 Configuration:

- Probe: ES3DV3 - SN3225; ConvF(5.26, 5.26, 5.26); Calibrated: 1/13/2011
- Sensor-Surface: 4mm (Mechanical Surface Detection)
- Electronics: DAE3 Sn473; Calibrated: 1/21/2011
- Phantom: SAM 1; Type: SAM 4.0; Serial: 1076
- Measurement SW: DASY52, Version 52.6 (2); SEMCAD X Version 14.4.4 (2829)

Configuration/Touch position -/Area Scan (51x81x1): Measurement grid:

dx=15mm, dy=15mm

Maximum value of SAR (interpolated) = 0.335 mW/g

Configuration/Touch position -/Zoom Scan (5x5x7) (5x5x5)/Cube 0:


Measurement grid: dx=7.5mm, dy=7.5mm, dz=5mm

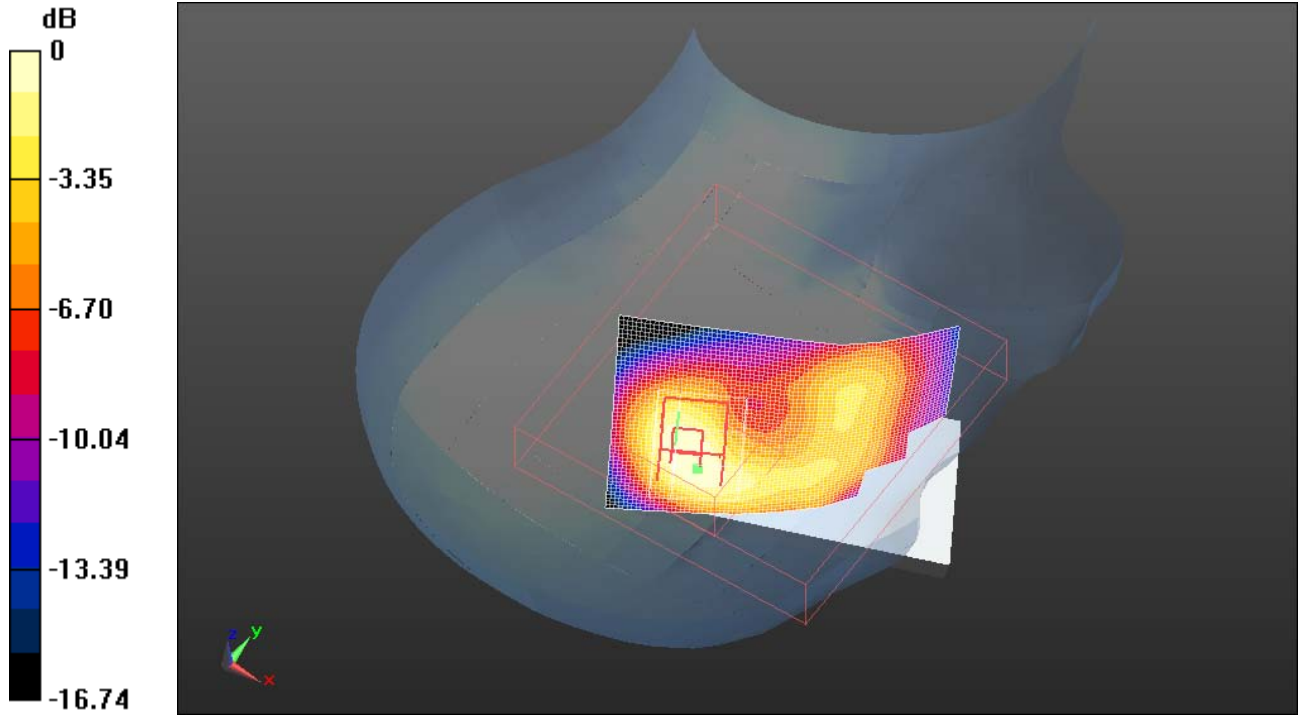
Reference Value = 13.377 V/m; Power Drift = 0.10 dB

Peak SAR (extrapolated) = 0.473 W/kg


SAR(1 g) = 0.295 mW/g; SAR(10 g) = 0.171 mW/g

Maximum value of SAR (measured) = 0.317 mW/g

	Document Appendix B for the BlackBerry® Smartphone Model RDD71UW/REM71UW SAR Report			Page 29(85)
	Author Data Andrew Becker	Dates of Test Apr 13 – July 4, 2011	Test Report No RTS-2579-1106-34C	FCC ID: L6ARDD70UW L6AREM70UW



0 dB = 0.320mW/g

	Document Appendix B for the BlackBerry® Smartphone Model RDD71UW/REM71UW SAR Report			Page 30(85)
	Author Data Andrew Becker	Dates of Test Apr 13 – July 4, 2011	Test Report No RTS-2579-1106-34C	FCC ID: L6ARDD70UW L6AREM70UW

Date/Time: 5/6/2011 11:11:53 AM, Date/Time: 5/6/2011 11:16:56 AM

Test Laboratory: RIM Testing Services

LeftHandSide_EDGE1900_low_chan_amb_temp_23.3_liq_temp_22.3C

DUT: BlackBerry Smartphone; Type: Sample ; Serial: 27269EDE

Communication System: EDGE 1900; Frequency: 1850.2 MHz; Communication System
PAR: 6.232 dB

Medium parameters used (interpolated): $f = 1850.2$ MHz; $\sigma = 1.3$ mho/m; $\epsilon_r = 38.629$; $\rho = 1000$ kg/m³

Phantom section: Left Section

Measurement Standard: DASYS (IEEE/IEC/ANSI C63.19-2007)

DASY5 Configuration:

- Probe: ES3DV3 - SN3225; ConvF(5.26, 5.26, 5.26); Calibrated: 1/13/2011
- Sensor-Surface: 4mm (Mechanical Surface Detection)
- Electronics: DAE3 Sn473; Calibrated: 1/21/2011
- Phantom: SAM 1; Type: SAM 4.0; Serial: 1076
- Measurement SW: DASY52, Version 52.6 (2); SEMCAD X Version 14.4.4 (2829)

Configuration/Touch position -/Area Scan (51x81x1): Measurement grid:
dx=15mm, dy=15mm

[Info: Interpolated medium parameters used for SAR evaluation.](#)

Maximum value of SAR (interpolated) = 1.001 mW/g

Configuration/Touch position -/Zoom Scan (5x5x7) (5x5x5)/Cube 0:

Measurement grid: dx=7.5mm, dy=7.5mm, dz=5mm

Reference Value = 9.252 V/m; Power Drift = -0.09 dB

Peak SAR (extrapolated) = 1.432 W/kg

SAR(1 g) = 0.906 mW/g; SAR(10 g) = 0.523 mW/g

[Info: Interpolated medium parameters used for SAR evaluation.](#)

Maximum value of SAR (measured) = 0.966 mW/g


Author Data
Andrew Becker

Dates of Test
Apr 13 – July 4, 2011


Test Report No
RTS-2579-1106-34C

FCC ID:
**L6ARDD70UW
L6AREM70UW**

IC ID
**2503A-RDD70UW
2503A-REM70UW**



0 dB = 0.970mW/g

	Document Appendix B for the BlackBerry® Smartphone Model RDD71UW/REM71UW SAR Report			Page 32(85)
	Author Data Andrew Becker	Dates of Test Apr 13 – July 4, 2011	Test Report No RTS-2579-1106-34C	FCC ID: L6ARDD70UW L6AREM70UW

Date/Time: 5/3/2011 11:58:13 AM, Date/Time: 5/3/2011 12:03:17 PM

Test Laboratory: RIM Testing Services

LeftHandSide_GSM1900_low_chan_amb_temp_23.3_liq_temp_22.3C

DUT: BlackBerry Smartphone; Type: Sample ; Serial: 27269EDE

Communication System: GSM 1900; Frequency: 1850.2 MHz; Communication System

PAR: 9.191 dB

Medium parameters used (interpolated): $f = 1850.2$ MHz; $\sigma = 1.304$ mho/m; $\epsilon_r = 38.282$;

$\rho = 1000$ kg/m³

Phantom section: Left Section

Measurement Standard: DASYS5 (IEEE/IEC/ANSI C63.19-2007)

DASY5 Configuration:

- Probe: ES3DV3 - SN3225; ConvF(5.26, 5.26, 5.26); Calibrated: 1/13/2011
- Sensor-Surface: 4mm (Mechanical Surface Detection)
- Electronics: DAE3 Sn473; Calibrated: 1/21/2011
- Phantom: SAM 1; Type: SAM 4.0; Serial: 1076
- Measurement SW: DASYS2, Version 52.6 (2); SEMCAD X Version 14.4.4 (2829)

Configuration/Touch position -/Area Scan (51x81x1): Measurement grid:
dx=15mm, dy=15mm

[Info: Interpolated medium parameters used for SAR evaluation.](#)

Maximum value of SAR (interpolated) = 1.330 mW/g

Configuration/Touch position -/Zoom Scan (5x5x7) (5x5x5)/Cube 0:

Measurement grid: dx=7.5mm, dy=7.5mm, dz=5mm


Reference Value = 9.597 V/m; Power Drift = -0.03 dB

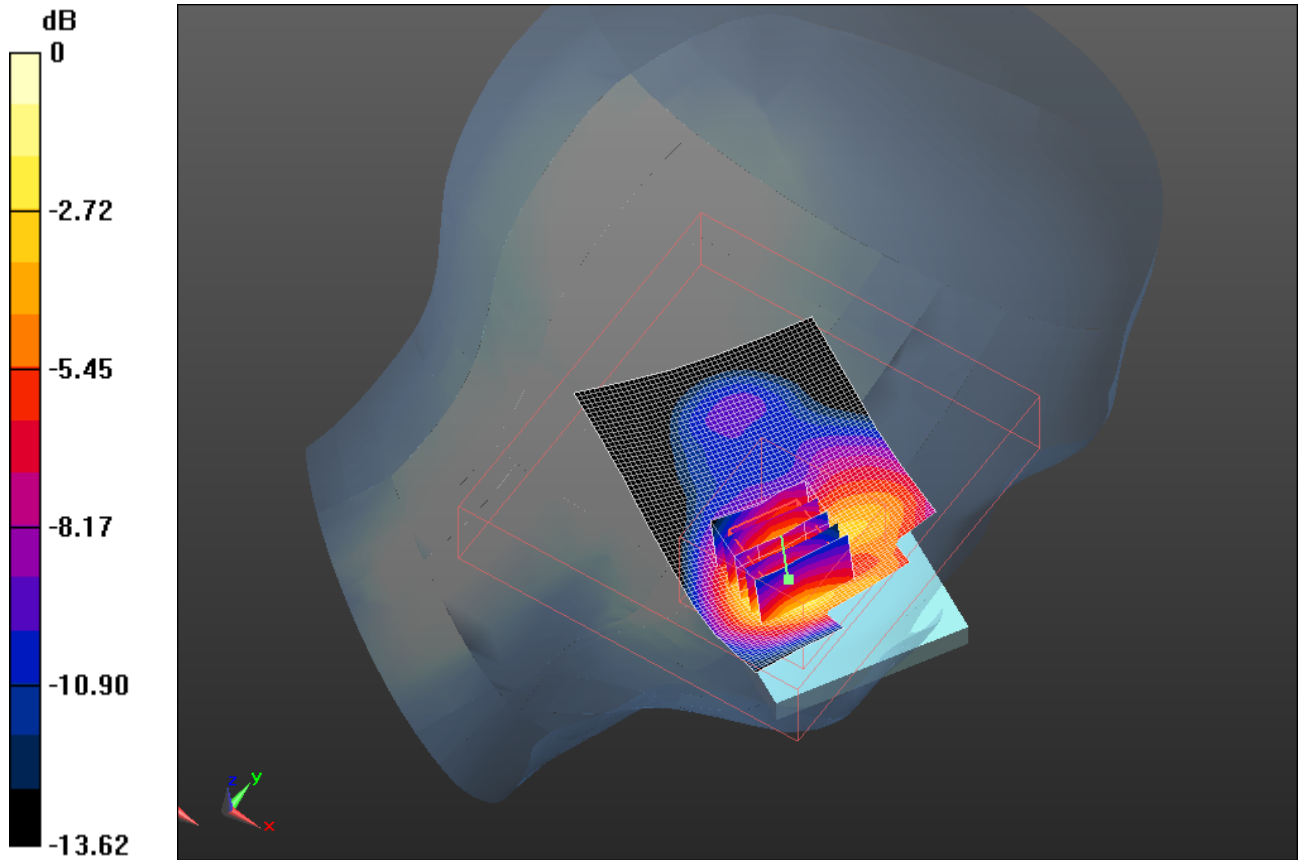
Peak SAR (extrapolated) = 1.990 W/kg

SAR(1 g) = 1.25 mW/g; SAR(10 g) = 0.701 mW/g


[Info: Interpolated medium parameters used for SAR evaluation.](#)

Maximum value of SAR (measured) = 1.388 mW/g

	Document Appendix B for the BlackBerry® Smartphone Model RDD71UW/REM71UW SAR Report			Page 33(85)
	Author Data Andrew Becker	Dates of Test Apr 13 – July 4, 2011	Test Report No RTS-2579-1106-34C	FCC ID: L6ARDD70UW L6AREM70UW



0 dB = 1.390mW/g

	Document Appendix B for the BlackBerry® Smartphone Model RDD71UW/REM71UW SAR Report			Page 34(85)
	Author Data Andrew Becker	Dates of Test Apr 13 – July 4, 2011	Test Report No RTS-2579-1106-34C	FCC ID: L6ARDD70UW L6AREM70UW

Date/Time: 5/3/2011 11:46:38 AM, Date/Time: 5/3/2011 11:51:41 AM

Test Laboratory: RIM Testing Services

LeftHandSide_GSM1900_mid_chan_amb_temp_23.1_liq_temp_22.1C

DUT: BlackBerry Smartphone; Type: Sample ; Serial: 27269EDE

Communication System: GSM 1900; Frequency: 1880 MHz; Communication System

PAR: 9.191 dB

Medium parameters used: $f = 1880$ MHz; $\sigma = 1.335$ mho/m; $\epsilon_r = 38.14$; $\rho = 1000$ kg/m³

Phantom section: Left Section

Measurement Standard: DASYS (IEEE/IEC/ANSI C63.19-2007)

DASY5 Configuration:

- Probe: ES3DV3 - SN3225; ConvF(5.26, 5.26, 5.26); Calibrated: 1/13/2011
- Sensor-Surface: 4mm (Mechanical Surface Detection)
- Electronics: DAE3 Sn473; Calibrated: 1/21/2011
- Phantom: SAM 1; Type: SAM 4.0; Serial: 1076
- Measurement SW: DASY52, Version 52.6 (2); SEMCAD X Version 14.4.4 (2829)

Configuration/Touch position -/Area Scan (51x81x1): Measurement grid:

dx=15mm, dy=15mm

Maximum value of SAR (interpolated) = 0.947 mW/g

Configuration/Touch position -/Zoom Scan (5x5x7) (5x5x5)/Cube 0:


Measurement grid: dx=7.5mm, dy=7.5mm, dz=5mm

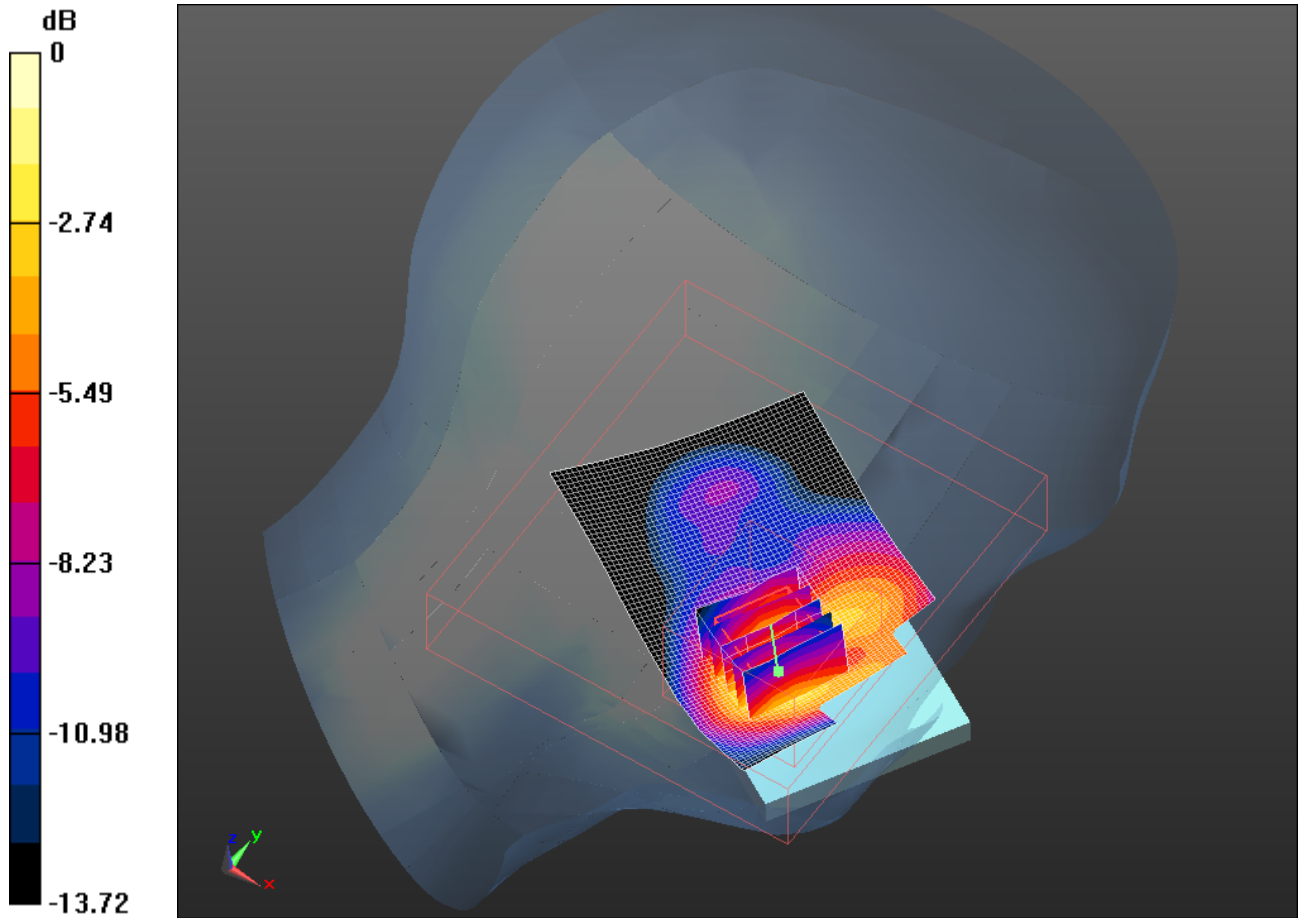
Reference Value = 8.622 V/m; Power Drift = -0.09 dB

Peak SAR (extrapolated) = 1.454 W/kg


SAR(1 g) = 0.912 mW/g; SAR(10 g) = 0.506 mW/g

Maximum value of SAR (measured) = 1.009 mW/g

	Document Appendix B for the BlackBerry® Smartphone Model RDD71UW/REM71UW SAR Report			Page 35(85)
	Author Data Andrew Becker	Dates of Test Apr 13 – July 4, 2011	Test Report No RTS-2579-1106-34C	FCC ID: L6ARDD70UW L6AREM70UW



0 dB = 1.010mW/g

	Document Appendix B for the BlackBerry® Smartphone Model RDD71UW/REM71UW SAR Report			Page 36(85)
	Author Data Andrew Becker	Dates of Test Apr 13 – July 4, 2011	Test Report No RTS-2579-1106-34C	FCC ID: L6ARDD70UW L6AREM70UW

Date/Time: 5/3/2011 12:10:24 PM, Date/Time: 5/3/2011 12:15:28 PM

Test Laboratory: RIM Testing Services

LeftHandSide_GSM1900_high_chan_amb_temp_23.4_liq_temp_22.4C

DUT: BlackBerry Smartphone; Type: Sample ; Serial: 27269EDE

Communication System: GSM 1900; Frequency: 1909.8 MHz; Communication System
PAR: 9.191 dB

Medium parameters used: $f = 1910$ MHz; $\sigma = 1.364$ mho/m; $\epsilon_r = 38.041$; $\rho = 1000$ kg/m³

Phantom section: Left Section

Measurement Standard: DASYS (IEEE/IEC/ANSI C63.19-2007)

DASY5 Configuration:

- Probe: ES3DV3 - SN3225; ConvF(5.26, 5.26, 5.26); Calibrated: 1/13/2011
- Sensor-Surface: 4mm (Mechanical Surface Detection)
- Electronics: DAE3 Sn473; Calibrated: 1/21/2011
- Phantom: SAM 1; Type: SAM 4.0; Serial: 1076
- Measurement SW: DASY52, Version 52.6 (2); SEMCAD X Version 14.4.4 (2829)

Configuration/Touch position -/Area Scan (51x81x1): Measurement grid:
dx=15mm, dy=15mm

Maximum value of SAR (interpolated) = 0.759 mW/g

Configuration/Touch position -/Zoom Scan (5x5x7) (5x5x5)/Cube 0:


Measurement grid: dx=7.5mm, dy=7.5mm, dz=5mm

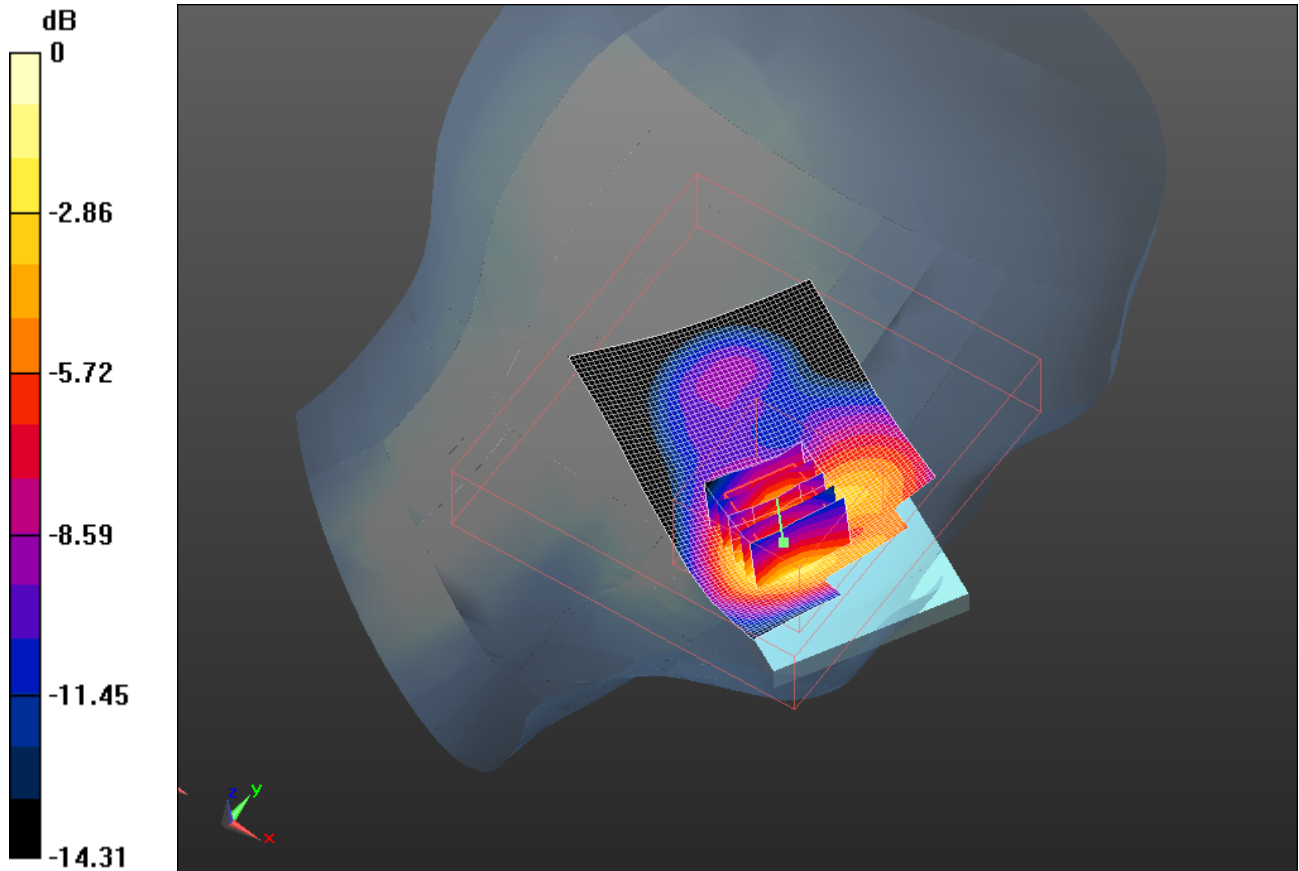
Reference Value = 7.541 V/m; Power Drift = 0.06 dB

Peak SAR (extrapolated) = 1.154 W/kg


SAR(1 g) = 0.723 mW/g; SAR(10 g) = 0.400 mW/g

Maximum value of SAR (measured) = 0.799 mW/g

	Document Appendix B for the BlackBerry® Smartphone Model RDD71UW/REM71UW SAR Report			Page 37(85)
	Author Data Andrew Becker	Dates of Test Apr 13 – July 4, 2011	Test Report No RTS-2579-1106-34C	FCC ID: L6ARDD70UW L6AREM70UW



0 dB = 0.800mW/g

	Document Appendix B for the BlackBerry® Smartphone Model RDD71UW/REM71UW SAR Report			Page 38(85)
	Author Data Andrew Becker	Dates of Test Apr 13 – July 4, 2011	Test Report No RTS-2579-1106-34C	FCC ID: L6ARDD70UW L6AREM70UW

Date/Time: 5/3/2011 12:34:30 PM, Date/Time: 5/3/2011 12:39:40 PM

Test Laboratory: RIM Testing Services

LeftHandSide_Tilt_GSM1900_mid_chan_amb_temp_23.3_liq_temp_22.3

C

DUT: BlackBerry Smartphone; Type: Sample ; Serial: 27269EDE

Communication System: GSM 1900; Frequency: 1880 MHz; Communication System

PAR: 9.191 dB

Medium parameters used: $f = 1880$ MHz; $\sigma = 1.335$ mho/m; $\epsilon_r = 38.14$; $\rho = 1000$ kg/m³

Phantom section: Left Section

Measurement Standard: DASYS5 (IEEE/IEC/ANSI C63.19-2007)

DASY5 Configuration:

- Probe: ES3DV3 - SN3225; ConvF(5.26, 5.26, 5.26); Calibrated: 1/13/2011
- Sensor-Surface: 4mm (Mechanical Surface Detection)
- Electronics: DAE3 Sn473; Calibrated: 1/21/2011
- Phantom: SAM 1; Type: SAM 4.0; Serial: 1076
- Measurement SW: DASY52, Version 52.6 (2); SEMCAD X Version 14.4.4 (2829)

Configuration/Touch position -/Area Scan (51x81x1): Measurement grid:

dx=15mm, dy=15mm

Maximum value of SAR (interpolated) = 0.317 mW/g

Configuration/Touch position -/Zoom Scan (5x5x7) (5x5x5)/Cube 0:


Measurement grid: dx=7.5mm, dy=7.5mm, dz=5mm

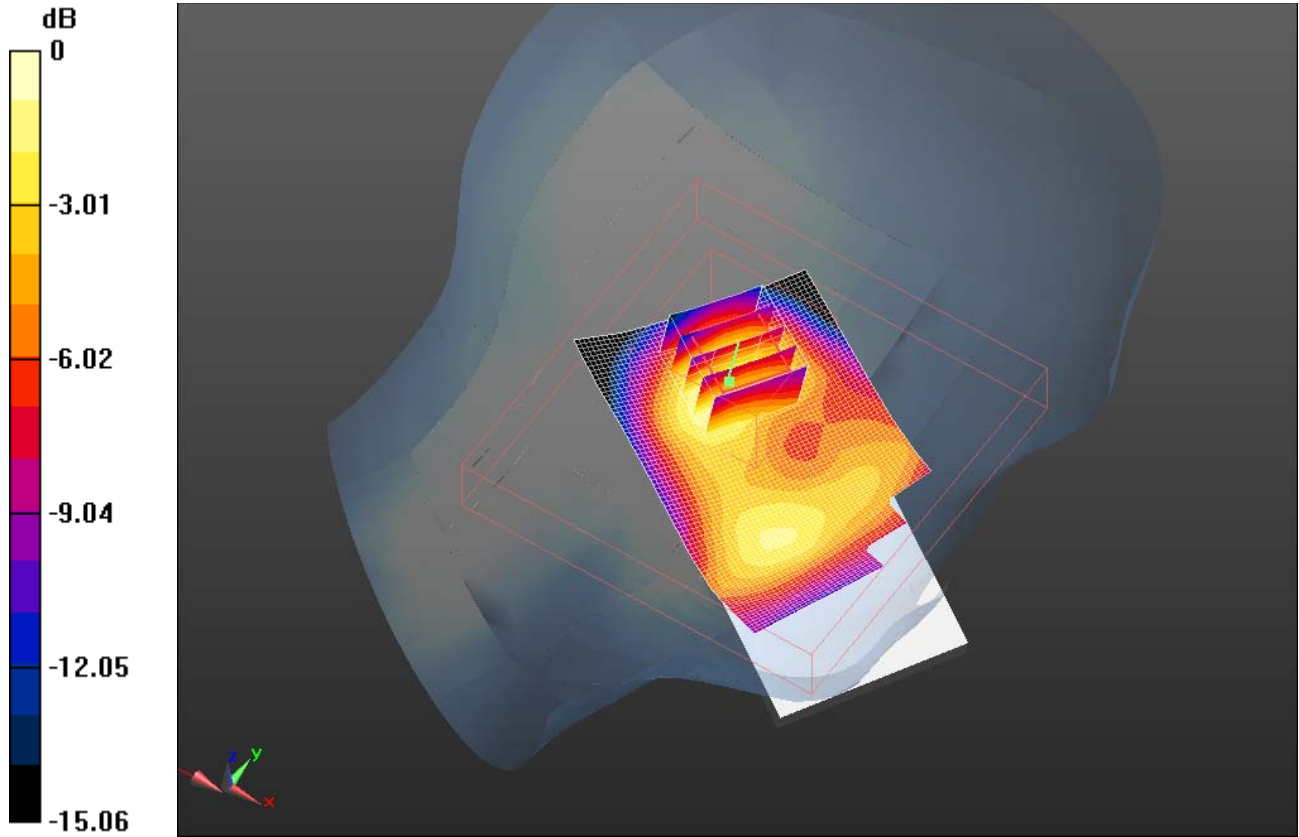
Reference Value = 14.858 V/m; Power Drift = 0.03 dB

Peak SAR (extrapolated) = 0.455 W/kg


SAR(1 g) = 0.290 mW/g; SAR(10 g) = 0.168 mW/g

Maximum value of SAR (measured) = 0.322 mW/g

	Document Appendix B for the BlackBerry® Smartphone Model RDD71UW/REM71UW SAR Report			Page 39(85)
	Author Data Andrew Becker	Dates of Test Apr 13 – July 4, 2011	Test Report No RTS-2579-1106-34C	FCC ID: L6ARDD70UW L6AREM70UW



0 dB = 0.320mW/g

	Document Appendix B for the BlackBerry® Smartphone Model RDD71UW/REM71UW SAR Report			Page 40(85)
	Author Data Andrew Becker	Dates of Test Apr 13 – July 4, 2011	Test Report No RTS-2579-1106-34C	FCC ID: L6ARDD70UW L6AREM70UW

Date/Time: 6/8/2011 9:15:42 PM, Date/Time: 6/8/2011 9:20:50 PM, Date/Time:
6/8/2011 9:28:15 PM

Test Laboratory: RIM Testing Services

RightHandSide_EDGE1900_low_chan_amb_temp_23.5_liq_temp_22.6C

DUT: BlackBerry Smartphone; Type: Sample ; Serial: 279CCF51

Communication System: EDGE 1900; Communication System Band: EDGE 1900;
Frequency: 1850.2 MHz; Communication System PAR: 6.232 dB
Medium parameters used (interpolated): $f = 1850.2$ MHz; $\sigma = 1.321$ mho/m; $\epsilon_r = 40$; $\rho = 1000$ kg/m³
Phantom section: Right Section
Measurement Standard: DASYS (IEEE/IEC/ANSI C63.19-2007)

DASY5 Configuration:

- Probe: ES3DV3 - SN3225; ConvF(5.26, 5.26, 5.26); Calibrated: 1/13/2011
- Sensor-Surface: 4mm (Mechanical Surface Detection)
- Electronics: DAE3 Sn472; Calibrated: 3/7/2011
- Phantom: SAM 1; Type: SAM 4.0; Serial: 1076
- Measurement SW: DASYS2, Version 52.6 (2); SEMCAD X Version 14.4.4 (2829)

Configuration/Touch position -/Area Scan (51x81x1): Measurement grid:
dx=15mm, dy=15mm

[Info: Interpolated medium parameters used for SAR evaluation.](#)


Maximum value of SAR (interpolated) = 1.038 mW/g

Configuration/Touch position -/Zoom Scan (5x5x7) (6x6x5)/Cube 0:

Measurement grid: dx=7.5mm, dy=7.5mm, dz=5mm
Reference Value = 10.089 V/m; Power Drift = -0.10 dB
Peak SAR (extrapolated) = 1.596 W/kg
SAR(1 g) = 0.964 mW/g; SAR(10 g) = 0.572 mW/g

[Info: Interpolated medium parameters used for SAR evaluation.](#)

Maximum value of SAR (measured) = 1.070 mW/g

	Document Appendix B for the BlackBerry® Smartphone Model RDD71UW/REM71UW SAR Report			Page 41(85)
	Author Data Andrew Becker	Dates of Test Apr 13 – July 4, 2011	Test Report No RTS-2579-1106-34C	FCC ID: L6ARDD70UW L6AREM70UW

Configuration/Touch position -/Zoom Scan (5x5x7) 2 (6x6x5)/Cube 0:

Measurement grid: dx=7.5mm, dy=7.5mm, dz=5mm

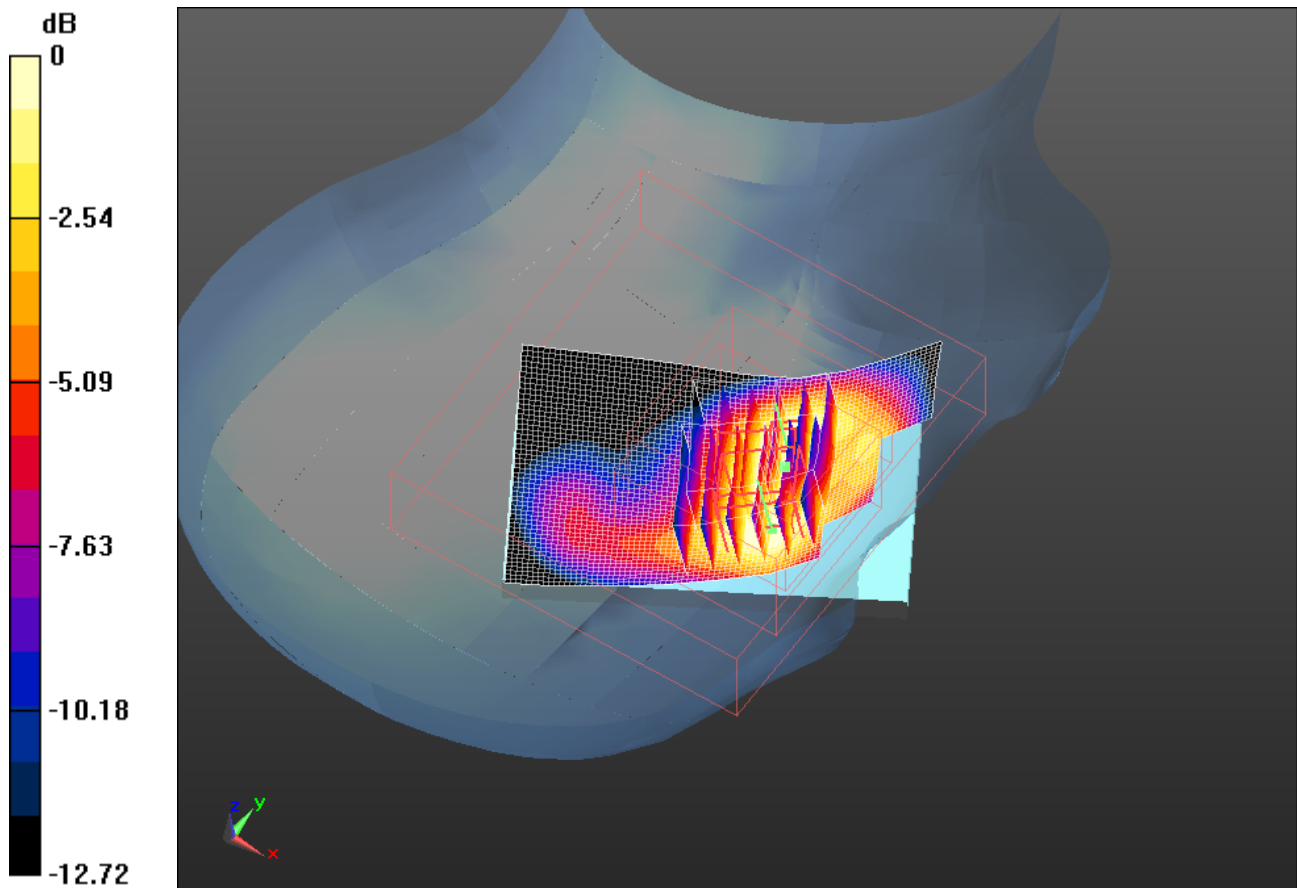
Reference Value = 10.089 V/m; Power Drift = -0.06 dB

Peak SAR (extrapolated) = 1.395 W/kg


SAR(1 g) = 0.927 mW/g; SAR(10 g) = 0.585 mW/g

[Info: Interpolated medium parameters used for SAR evaluation.](#)

Maximum value of SAR (measured) = 0.975 mW/g



0 dB = 0.980mW/g

	Document Appendix B for the BlackBerry® Smartphone Model RDD71UW/REM71UW SAR Report			Page 42(85)
	Author Data Andrew Becker	Dates of Test Apr 13 – July 4, 2011	Test Report No RTS-2579-1106-34C	FCC ID: L6ARDD70UW L6AREM70UW

Date/Time: 6/8/2011 9:39:21 PM, Date/Time: 6/8/2011 9:44:23 PM

Test Laboratory: RIM Testing Services

LeftHandSide_EDGE1900_low_chan_amb_temp_23.2_liq_temp_22.4C

DUT: BlackBerry Smartphone; Type: Sample ; Serial: 279CCF51

Communication System: EDGE 1900; Communication System Band: EDGE 1900;
Frequency: 1850.2 MHz; Communication System PAR: 6.232 dB
Medium parameters used (interpolated): $f = 1850.2$ MHz; $\sigma = 1.321$ mho/m; $\epsilon_r = 40$; $\rho = 1000$ kg/m³
Phantom section: Left Section
Measurement Standard: DASYS5 (IEEE/IEC/ANSI C63.19-2007)

DASY5 Configuration:

- Probe: ES3DV3 - SN3225; ConvF(5.26, 5.26, 5.26); Calibrated: 1/13/2011
- Sensor-Surface: 4mm (Mechanical Surface Detection)
- Electronics: DAE3 Sn472; Calibrated: 3/7/2011
- Phantom: SAM 1; Type: SAM 4.0; Serial: 1076
- Measurement SW: DASYS2, Version 52.6 (2); SEMCAD X Version 14.4.4 (2829)

Configuration/Touch position -/Area Scan (51x81x1): Measurement grid:
dx=15mm, dy=15mm

[Info: Interpolated medium parameters used for SAR evaluation.](#)


Maximum value of SAR (interpolated) = 1.477 mW/g


Configuration/Touch position -/Zoom Scan (5x5x7) (6x6x5)/Cube 0:

Measurement grid: dx=7.5mm, dy=7.5mm, dz=5mm
Reference Value = 10.928 V/m; Power Drift = -0.11 dB
Peak SAR (extrapolated) = 2.194 W/kg
SAR(1 g) = 1.41 mW/g; SAR(10 g) = 0.802 mW/g


[Info: Interpolated medium parameters used for SAR evaluation.](#)

Maximum value of SAR (measured) = 1.514 mW/g

	Document Appendix B for the BlackBerry® Smartphone Model RDD71UW/REM71UW SAR Report			Page 43(85)
	Author Data Andrew Becker	Dates of Test Apr 13 – July 4, 2011	Test Report No RTS-2579-1106-34C	FCC ID: L6ARDD70UW L6AREM70UW



0 dB = 1.510mW/g

	Document Appendix B for the BlackBerry® Smartphone Model RDD71UW/REM71UW SAR Report			Page 44(85)
	Author Data Andrew Becker	Dates of Test Apr 13 – July 4, 2011	Test Report No RTS-2579-1106-34C	FCC ID: L6ARDD70UW L6AREM70UW

Date/Time: 4/13/2011 5:36:45 PM, Date/Time: 4/13/2011 5:42:04 PM, Date/Time:
4/13/2011 5:52:59 PM

Test Laboratory: RIM Testing Services

RightHandSide_UMTS_band_IV_low_chan_amb_temp_23.6_liq_temp_2 2.4C

DUT: BlackBerry Smartphone; Type: Sample ; Serial: 27269EDE

Communication System: WCDMA FDD IV; Frequency: 1712.4 MHz; Communication
System PAR: 0 dB

Medium parameters used (interpolated): $f = 1712.4$ MHz; $\sigma = 1.22$ mho/m; $\epsilon_r = 38.676$; $\rho = 1000$ kg/m³

Phantom section: Right Section

Measurement Standard: DASYS (IEEE/IEC/ANSI C63.19-2007)

DASY5 Configuration:

- Probe: ES3DV3 - SN3225; ConvF(5.26, 5.26, 5.26); Calibrated: 1/13/2011
- Sensor-Surface: 4mm (Mechanical Surface Detection)
- Electronics: DAE3 Sn473; Calibrated: 1/21/2011
- Phantom: SAM 1; Type: SAM 4.0; Serial: 1076
- Measurement SW: DASY52, Version 52.6 (2); SEMCAD X Version 14.4.4 (2829)

Configuration/Touch position -/Area Scan (51x81x1): Measurement grid:
dx=15mm, dy=15mm

[Info: Interpolated medium parameters used for SAR evaluation.](#)

Maximum value of SAR (interpolated) = 1.075 mW/g


Configuration/Touch position -/Zoom Scan (5x5x7) (6x6x7)/Cube 0:

Measurement grid: dx=7.5mm, dy=7.5mm, dz=5mm

Reference Value = 11.207 V/m; Power Drift = 0.16 dB

Peak SAR (extrapolated) = 1.470 W/kg

SAR(1 g) = 0.920 mW/g; SAR(10 g) = 0.561 mW/g

	Document Appendix B for the BlackBerry® Smartphone Model RDD71UW/REM71UW SAR Report			Page 45(85)
	Author Data Andrew Becker	Dates of Test Apr 13 – July 4, 2011	Test Report No RTS-2579-1106-34C	FCC ID: L6ARDD70UW L6AREM70UW

Info: Interpolated medium parameters used for SAR evaluation.

Maximum value of SAR (measured) = 0.961 mW/g

Configuration/Touch position -/Zoom Scan (5x5x7) 2 (8x6x7)/Cube 0:

Measurement grid: dx=7.5mm, dy=7.5mm, dz=5mm

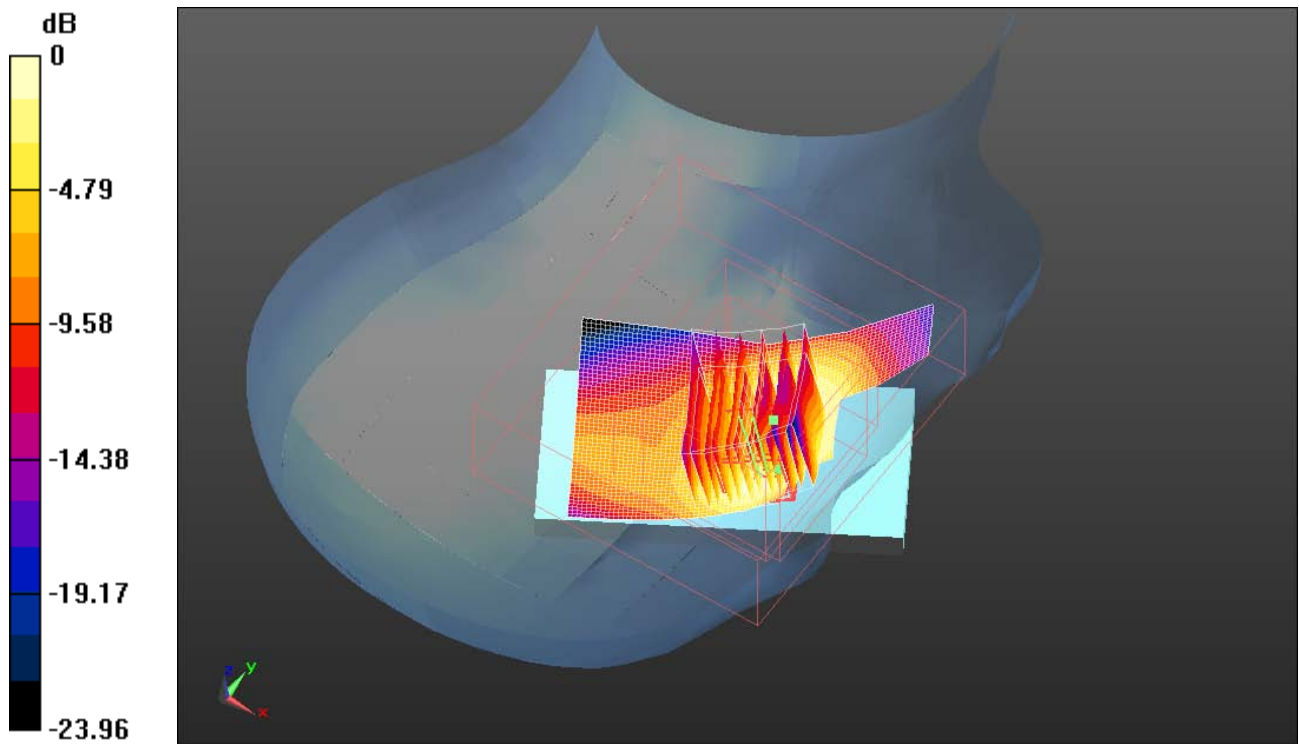
Reference Value = 11.207 V/m; Power Drift = 0.01 dB

Peak SAR (extrapolated) = 1.446 W/kg


SAR(1 g) = 0.937 mW/g; SAR(10 g) = 0.576 mW/g

Info: Interpolated medium parameters used for SAR evaluation.

Maximum value of SAR (measured) = 1.012 mW/g



0 dB = 1.010mW/g

	Document Appendix B for the BlackBerry® Smartphone Model RDD71UW/REM71UW SAR Report			Page 46(85)
	Author Data Andrew Becker	Dates of Test Apr 13 – July 4, 2011	Test Report No RTS-2579-1106-34C	FCC ID: L6ARDD70UW L6AREM70UW

Date/Time: 4/13/2011 5:03:12 PM, Date/Time: 4/13/2011 5:08:32 PM, Date/Time:
4/13/2011 5:22:20 PM

Test Laboratory: RIM Testing Services

RightHandSide_UMTS_band_IV_mid_chan_amb_temp_23.5_liq_temp_2

2.3C

DUT: BlackBerry Smartphone; Type: Sample ; Serial: 27269EDE

Communication System: WCDMA FDD IV; Frequency: 1732.6 MHz; Communication System PAR: 0 dB

Medium parameters used (interpolated): $f = 1732.6$ MHz; $\sigma = 1.215$ mho/m; $\epsilon_r = 38.53$; $\rho = 1000$ kg/m³

Phantom section: Right Section

Measurement Standard: DASYS (IEEE/IEC/ANSI C63.19-2007)

DASY5 Configuration:

- Probe: ES3DV3 - SN3225; ConvF(5.26, 5.26, 5.26); Calibrated: 1/13/2011
- Sensor-Surface: 4mm (Mechanical Surface Detection)
- Electronics: DAE3 Sn473; Calibrated: 1/21/2011
- Phantom: SAM 1; Type: SAM 4.0; Serial: 1076
- Measurement SW: DASYS2, Version 52.6 (2); SEMCAD X Version 14.4.4 (2829)

Configuration/Touch position -/Area Scan (51x81x1): Measurement grid: dx=15mm, dy=15mm

[Info: Interpolated medium parameters used for SAR evaluation.](#)

Maximum value of SAR (interpolated) = 1.034 mW/g

Configuration/Touch position -/Zoom Scan (5x5x7) (6x6x7)/Cube 0:


Measurement grid: dx=7.5mm, dy=7.5mm, dz=5mm

Reference Value = 10.973 V/m; Power Drift = -0.08 dB

Peak SAR (extrapolated) = 1.465 W/kg

SAR(1 g) = 0.916 mW/g; SAR(10 g) = 0.554 mW/g

[Info: Interpolated medium parameters used for SAR evaluation.](#)

	Document Appendix B for the BlackBerry® Smartphone Model RDD71UW/REM71UW SAR Report			Page 47(85)
	Author Data Andrew Becker	Dates of Test Apr 13 – July 4, 2011	Test Report No RTS-2579-1106-34C	FCC ID: L6ARDD70UW L6AREM70UW


Maximum value of SAR (measured) = 0.952 mW/g

Configuration/Touch position -/Zoom Scan (5x5x7) 2 (8x6x7)/Cube 0:


Measurement grid: dx=7.5mm, dy=7.5mm, dz=5mm
 Reference Value = 10.973 V/m; Power Drift = -0.26 dB
 Peak SAR (extrapolated) = 1.471 W/kg
SAR(1 g) = 0.916 mW/g; SAR(10 g) = 0.567 mW/g

[Info: Interpolated medium parameters used for SAR evaluation.](#)

Maximum value of SAR (measured) = 0.984 mW/g



0 dB = 0.980mW/g

	Document Appendix B for the BlackBerry® Smartphone Model RDD71UW/REM71UW SAR Report			Page 48(85)
	Author Data Andrew Becker	Dates of Test Apr 13 – July 4, 2011	Test Report No RTS-2579-1106-34C	FCC ID: L6ARDD70UW L6AREM70UW

Date/Time: 4/13/2011 6:24:25 PM, Date/Time: 4/13/2011 6:29:44 PM, Date/Time:
4/13/2011 6:38:19 PM

Test Laboratory: RIM Testing Services

RightHandSide_UMTS_band_IV_high_chan_amb_temp_23.7_liq_temp_22.5C

DUT: BlackBerry Smartphone; Type: Sample ; Serial: 27269EDE

Communication System: WCDMA FDD IV; Frequency: 1752.6 MHz; Communication System PAR: 0 dB

Medium parameters used (interpolated): $f = 1752.6$ MHz; $\sigma = 1.264$ mho/m; $\epsilon_r = 38.243$; $\rho = 1000$ kg/m³

Phantom section: Right Section

Measurement Standard: DASYS5 (IEEE/IEC/ANSI C63.19-2007)

DASY5 Configuration:

- Probe: ES3DV3 - SN3225; ConvF(5.26, 5.26, 5.26); Calibrated: 1/13/2011
- Sensor-Surface: 4mm (Mechanical Surface Detection)
- Electronics: DAE3 Sn473; Calibrated: 1/21/2011
- Phantom: SAM 1; Type: SAM 4.0; Serial: 1076
- Measurement SW: DASYS2, Version 52.6 (2); SEMCAD X Version 14.4.4 (2829)

Configuration/Touch position -/Area Scan (51x81x1): Measurement grid: dx=15mm, dy=15mm

[Info: Interpolated medium parameters used for SAR evaluation.](#)

Maximum value of SAR (interpolated) = 1.025 mW/g

Configuration/Touch position -/Zoom Scan (5x5x7) (6x6x7)/Cube 0:


Measurement grid: dx=7.5mm, dy=7.5mm, dz=5mm

Reference Value = 9.862 V/m; Power Drift = -0.22 dB

Peak SAR (extrapolated) = 1.436 W/kg

SAR(1 g) = 0.881 mW/g; SAR(10 g) = 0.544 mW/g

[Info: Interpolated medium parameters used for SAR evaluation.](#)

	Document Appendix B for the BlackBerry® Smartphone Model RDD71UW/REM71UW SAR Report			Page 49(85)
	Author Data Andrew Becker	Dates of Test Apr 13 – July 4, 2011	Test Report No RTS-2579-1106-34C	FCC ID: L6ARDD70UW L6AREM70UW

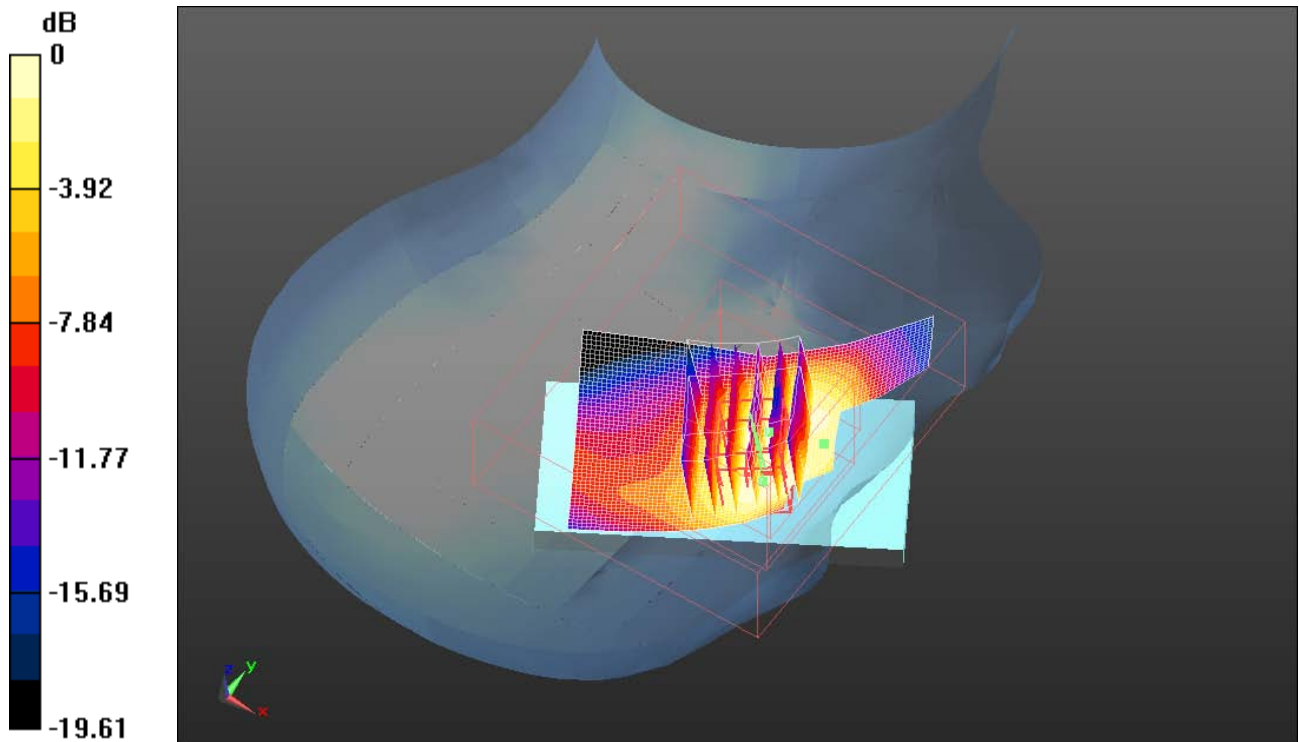
Maximum value of SAR (measured) = 0.951 mW/g

Configuration/Touch position -/Zoom Scan (5x5x7) 2 (6x6x7)/Cube 0:


Measurement grid: dx=7.5mm, dy=7.5mm, dz=5mm
 Reference Value = 9.862 V/m; Power Drift = -0.21 dB
 Peak SAR (extrapolated) = 1.429 W/kg
SAR(1 g) = 0.878 mW/g; SAR(10 g) = 0.531 mW/g

[Info: Interpolated medium parameters used for SAR evaluation.](#)

Maximum value of SAR (measured) = 0.946 mW/g



0 dB = 0.950mW/g

	Document Appendix B for the BlackBerry® Smartphone Model RDD71UW/REM71UW SAR Report			Page 50(85)
	Author Data Andrew Becker	Dates of Test Apr 13 – July 4, 2011	Test Report No RTS-2579-1106-34C	FCC ID: L6ARDD70UW L6AREM70UW

Date/Time: 4/13/2011 6:55:17 PM, Date/Time: 4/13/2011 7:00:35 PM

Test Laboratory: RIM Testing Services

RightHandSide_Tilt_UMTS_band_IV_mid_chan_amb_temp_23.7_liq_temperatures_22.5C

DUT: BlackBerry Smartphone; Type: Sample ; Serial: 27269EDE

Communication System: WCDMA FDD IV; Frequency: 1752.6 MHz; Communication System PAR: 0 dB

Medium parameters used (interpolated): $f = 1752.6$ MHz; $\sigma = 1.264$ mho/m; $\epsilon_r = 38.243$; $\rho = 1000$ kg/m³

Phantom section: Right Section

Measurement Standard: DASYS (IEEE/IEC/ANSI C63.19-2007)

DASY5 Configuration:

- Probe: ES3DV3 - SN3225; ConvF(5.26, 5.26, 5.26); Calibrated: 1/13/2011
- Sensor-Surface: 4mm (Mechanical Surface Detection)
- Electronics: DAE3 Sn473; Calibrated: 1/21/2011
- Phantom: SAM 1; Type: SAM 4.0; Serial: 1076
- Measurement SW: DASY52, Version 52.6 (2); SEMCAD X Version 14.4.4 (2829)

Configuration/Touch position -/Area Scan (51x81x1): Measurement grid: dx=15mm, dy=15mm

[Info: Interpolated medium parameters used for SAR evaluation.](#)

Maximum value of SAR (interpolated) = 0.272 mW/g

Configuration/Touch position -/Zoom Scan (5x5x7) (6x6x7)/Cube 0:

Measurement grid: dx=7.5mm, dy=7.5mm, dz=5mm


Reference Value = 14.029 V/m; Power Drift = -0.0052 dB

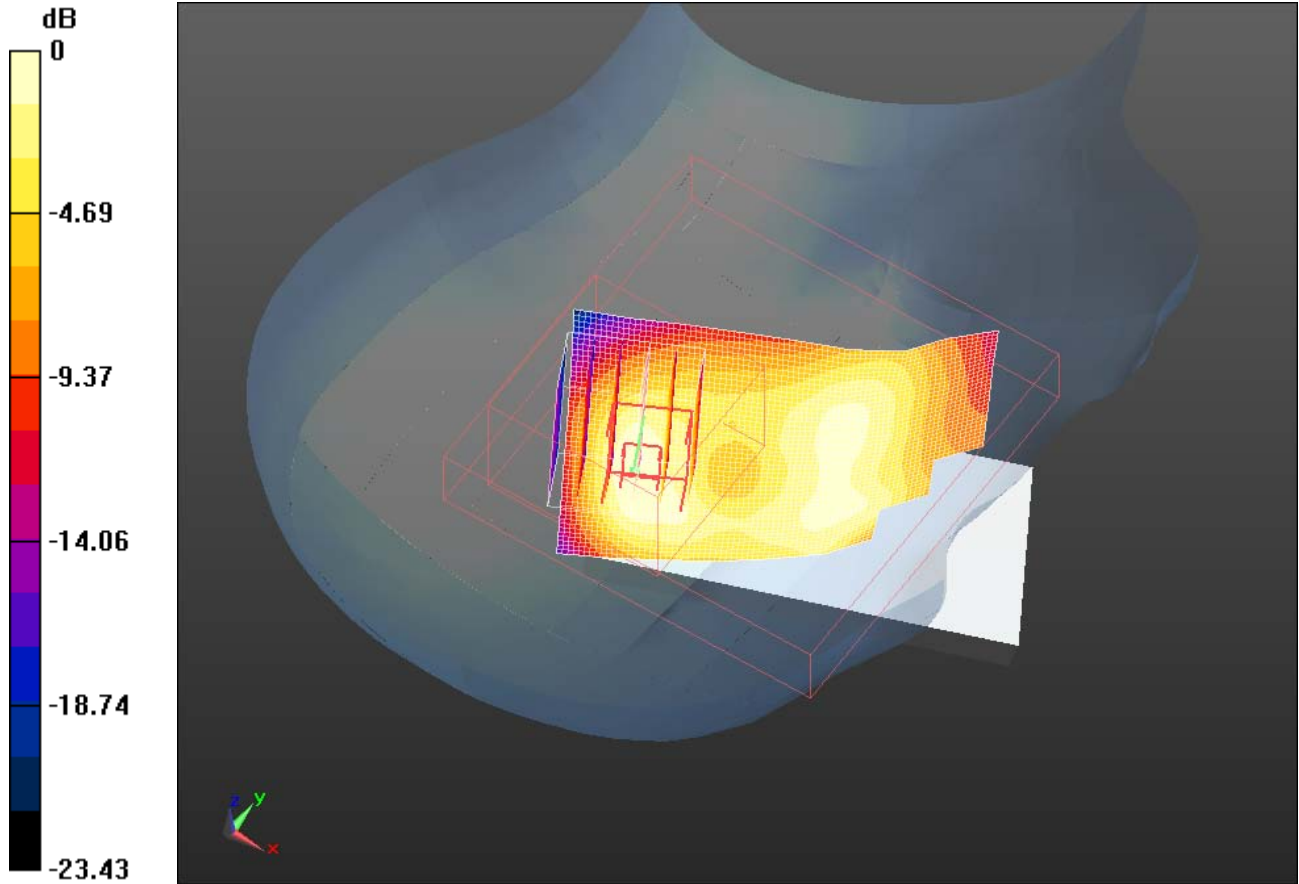
Peak SAR (extrapolated) = 0.358 W/kg

SAR(1 g) = 0.224 mW/g; SAR(10 g) = 0.128 mW/g


[Info: Interpolated medium parameters used for SAR evaluation.](#)

Maximum value of SAR (measured) = 0.248 mW/g

	Document Appendix B for the BlackBerry® Smartphone Model RDD71UW/REM71UW SAR Report			Page 51(85)
	Author Data Andrew Becker	Dates of Test Apr 13 – July 4, 2011	Test Report No RTS-2579-1106-34C	FCC ID: L6ARDD70UW L6AREM70UW



0 dB = 0.250mW/g

	Document Appendix B for the BlackBerry® Smartphone Model RDD71UW/REM71UW SAR Report			Page 52(85)
	Author Data Andrew Becker	Dates of Test Apr 13 – July 4, 2011	Test Report No RTS-2579-1106-34C	FCC ID: L6ARDD70UW L6AREM70UW

Date/Time: 4/13/2011 3:54:59 PM, Date/Time: 4/13/2011 3:59:39 PM

Test Laboratory: RIM Testing Services

LeftHandSide_UMTS_band_IV_low_chan_amb_temp_24.4_liq_temp_22.5C

DUT: BlackBerry Smartphone; Type: Sample ; Serial: 27269EDE

Communication System: WCDMA FDD IV; Frequency: 1712.4 MHz; Communication System PAR: 0 dB

Medium parameters used (interpolated): $f = 1712.4$ MHz; $\sigma = 1.22$ mho/m; $\epsilon_r = 38.676$; $\rho = 1000$ kg/m³

Phantom section: Left Section

Measurement Standard: DASYS5 (IEEE/IEC/ANSI C63.19-2007)

DASY5 Configuration:

- Probe: ES3DV3 - SN3225; ConvF(5.26, 5.26, 5.26); Calibrated: 1/13/2011
- Sensor-Surface: 4mm (Mechanical Surface Detection)
- Electronics: DAE3 Sn473; Calibrated: 1/21/2011
- Phantom: SAM 1; Type: SAM 4.0; Serial: 1076
- Measurement SW: DASY52, Version 52.6 (2); SEMCAD X Version 14.4.4 (2829)

Configuration/Touch position - Low/Area Scan (51x81x1): Measurement grid: dx=15mm, dy=15mm

[Info: Interpolated medium parameters used for SAR evaluation.](#)

Maximum value of SAR (interpolated) = 1.529 mW/g

Configuration/Touch position - Low/Zoom Scan (5x5x7) (5x5x7)/Cube 0:

Measurement grid: dx=7.5mm, dy=7.5mm, dz=5mm


Reference Value = 9.878 V/m; Power Drift = -0.11 dB

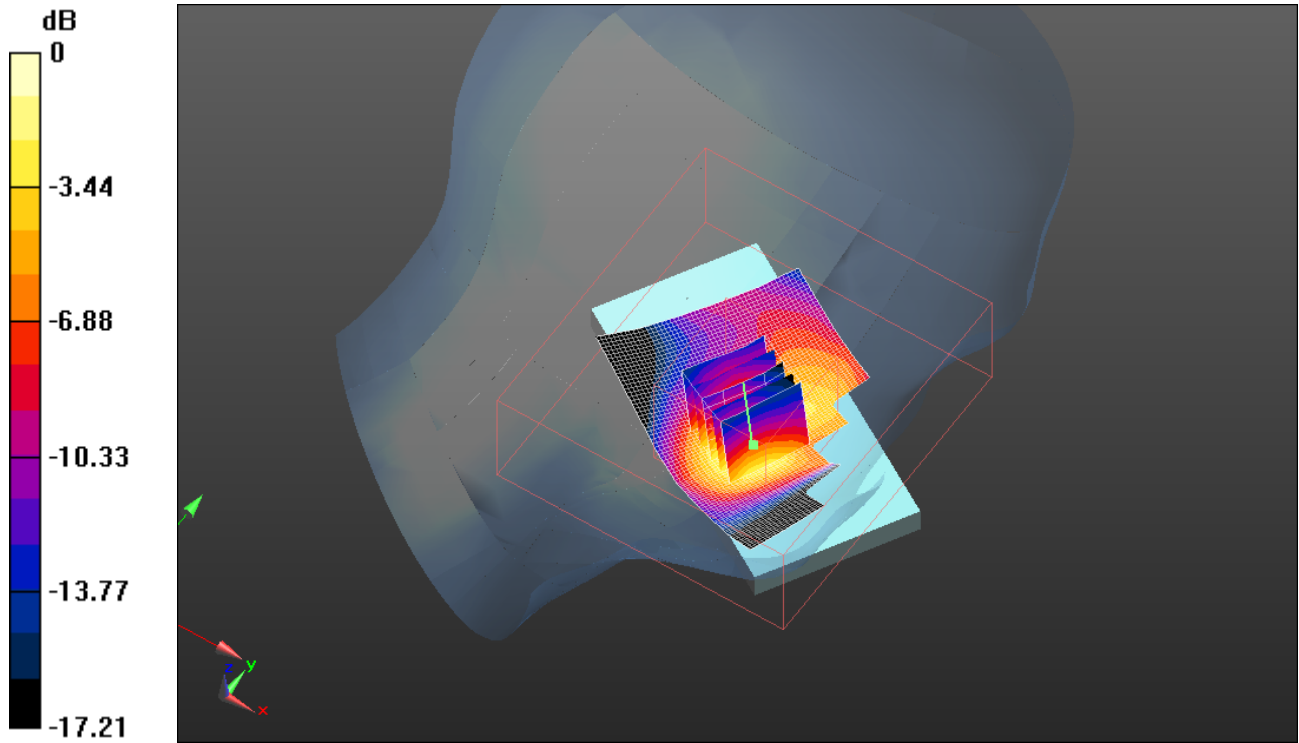
Peak SAR (extrapolated) = 2.256 W/kg

SAR(1 g) = 1.42 mW/g; SAR(10 g) = 0.788 mW/g


[Info: Interpolated medium parameters used for SAR evaluation.](#)

Maximum value of SAR (measured) = 1.477 mW/g

	Document Appendix B for the BlackBerry® Smartphone Model RDD71UW/REM71UW SAR Report			Page 53(85)
	Author Data Andrew Becker	Dates of Test Apr 13 – July 4, 2011	Test Report No RTS-2579-1106-34C	FCC ID: L6ARDD70UW L6AREM70UW



0 dB = 1.480mW/g

	Document Appendix B for the BlackBerry® Smartphone Model RDD71UW/REM71UW SAR Report			Page 54(85)
	Author Data Andrew Becker	Dates of Test Apr 13 – July 4, 2011	Test Report No RTS-2579-1106-34C	FCC ID: L6ARDD70UW L6AREM70UW

Date/Time: 4/13/2011 3:37:02 PM, Date/Time: 4/13/2011 3:43:25 PM

Test Laboratory: RIM Testing Services

LeftHandSide_UMTS_band_IV_mid_chan_amb_temp_24.6_liq_temp_22 .7C

DUT: BlackBerry Smartphone; Type: Sample ; Serial: 27269EDE

Communication System: WCDMA FDD IV; Frequency: 1732.6 MHz; Communication System PAR: 0 dB

Medium parameters used (interpolated): $f = 1732.6$ MHz; $\sigma = 1.215$ mho/m; $\epsilon_r = 38.53$; $\rho = 1000$ kg/m³

Phantom section: Left Section

Measurement Standard: DASYS (IEEE/IEC/ANSI C63.19-2007)

DASY5 Configuration:

- Probe: ES3DV3 - SN3225; ConvF(5.26, 5.26, 5.26); Calibrated: 1/13/2011
- Sensor-Surface: 4mm (Mechanical Surface Detection)
- Electronics: DAE3 Sn473; Calibrated: 1/21/2011
- Phantom: SAM 1; Type: SAM 4.0; Serial: 1076
- Measurement SW: DASY52, Version 52.6 (2); SEMCAD X Version 14.4.4 (2829)

Configuration/Touch position - Mid/Area Scan (51x81x1): Measurement grid: dx=15mm, dy=15mm

[Info: Interpolated medium parameters used for SAR evaluation.](#)

Maximum value of SAR (interpolated) = 1.502 mW/g

Configuration/Touch position - Mid/Zoom Scan (5x5x7) (5x5x7)/Cube 0:

Measurement grid: dx=7.5mm, dy=7.5mm, dz=5mm


Reference Value = 10.039 V/m; Power Drift = -0.30 dB

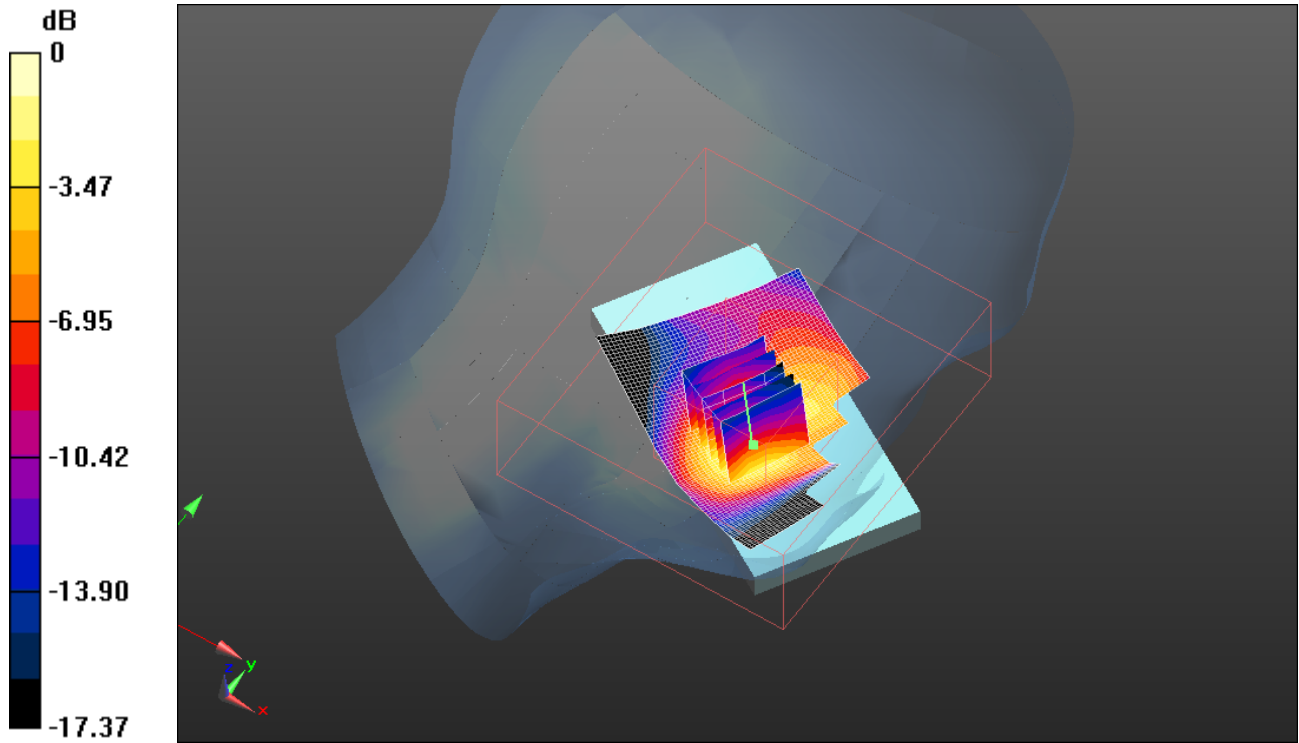
Peak SAR (extrapolated) = 2.190 W/kg

SAR(1 g) = 1.37 mW/g; SAR(10 g) = 0.762 mW/g


[Info: Interpolated medium parameters used for SAR evaluation.](#)

Maximum value of SAR (measured) = 1.453 mW/g

	Document Appendix B for the BlackBerry® Smartphone Model RDD71UW/REM71UW SAR Report			Page 55(85)
	Author Data Andrew Becker	Dates of Test Apr 13 – July 4, 2011	Test Report No RTS-2579-1106-34C	FCC ID: L6ARDD70UW L6AREM70UW



0 dB = 1.450mW/g

	Document Appendix B for the BlackBerry® Smartphone Model RDD71UW/REM71UW SAR Report			Page 56(85)
	Author Data Andrew Becker	Dates of Test Apr 13 – July 4, 2011	Test Report No RTS-2579-1106-34C	FCC ID: L6ARDD70UW L6AREM70UW

Date/Time: 4/13/2011 4:25:52 PM, Date/Time: 4/13/2011 4:30:34 PM

Test Laboratory: RIM Testing Services

LeftHandSide_UMTS_band_IV_high_chan_amb_temp_24.6_liq_temp_2 2.4C

DUT: BlackBerry Smartphone; Type: Sample ; Serial: 27269EDE

Communication System: WCDMA FDD IV; Frequency: 1752.6 MHz; Communication System PAR: 0 dB

Medium parameters used (interpolated): $f = 1752.6$ MHz; $\sigma = 1.264$ mho/m; $\epsilon_r = 38.243$; $\rho = 1000$ kg/m³

Phantom section: Left Section

Measurement Standard: DASYS (IEEE/IEC/ANSI C63.19-2007)

DASY5 Configuration:

- Probe: ES3DV3 - SN3225; ConvF(5.26, 5.26, 5.26); Calibrated: 1/13/2011
- Sensor-Surface: 4mm (Mechanical Surface Detection)
- Electronics: DAE3 Sn473; Calibrated: 1/21/2011
- Phantom: SAM 1; Type: SAM 4.0; Serial: 1076
- Measurement SW: DASY52, Version 52.6 (2); SEMCAD X Version 14.4.4 (2829)

Configuration/Touch position -/Area Scan (51x81x1): Measurement grid: dx=15mm, dy=15mm

[Info: Interpolated medium parameters used for SAR evaluation.](#)

Maximum value of SAR (interpolated) = 1.319 mW/g

Configuration/Touch position -/Zoom Scan (5x5x7) (5x5x7)/Cube 0:

Measurement grid: dx=7.5mm, dy=7.5mm, dz=5mm


Reference Value = 8.940 V/m; Power Drift = -0.05 dB

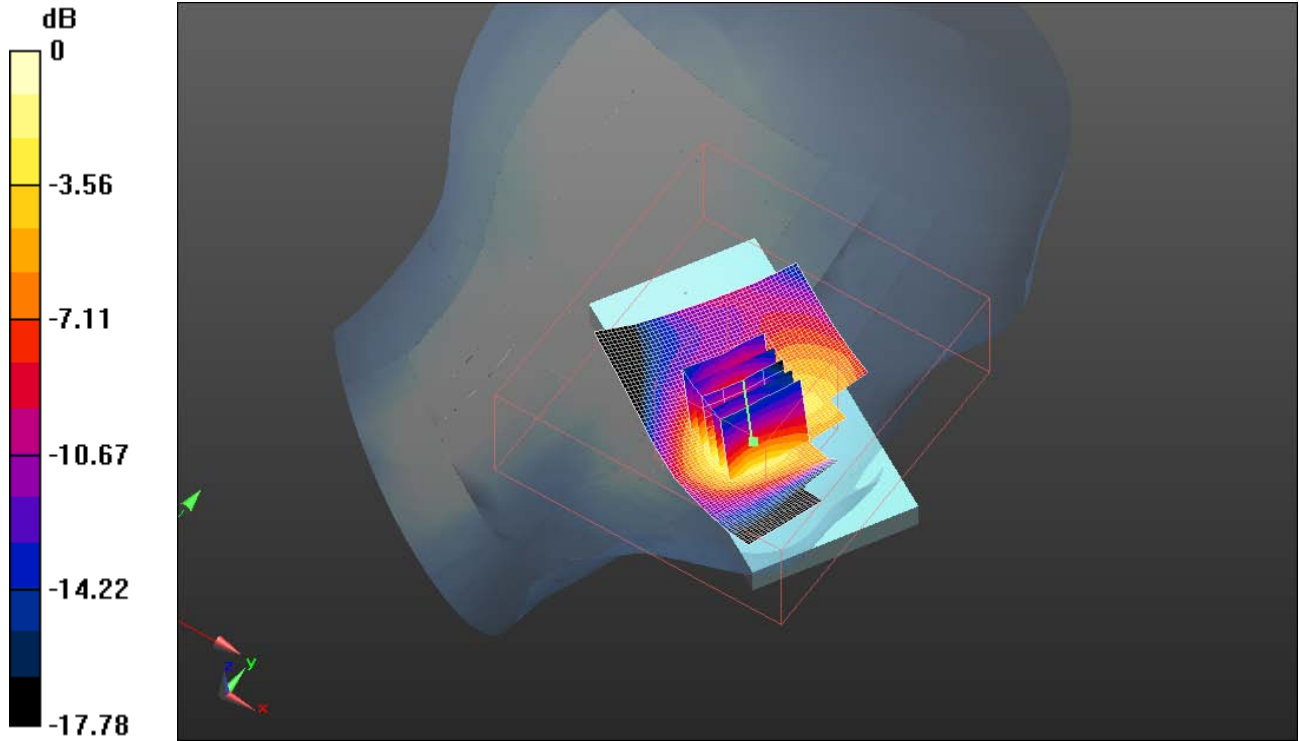
Peak SAR (extrapolated) = 1.963 W/kg

SAR(1 g) = 1.23 mW/g; SAR(10 g) = 0.678 mW/g


[Info: Interpolated medium parameters used for SAR evaluation.](#)

Maximum value of SAR (measured) = 1.282 mW/g

	Document Appendix B for the BlackBerry® Smartphone Model RDD71UW/REM71UW SAR Report			Page 57(85)
	Author Data Andrew Becker	Dates of Test Apr 13 – July 4, 2011	Test Report No RTS-2579-1106-34C	FCC ID: L6ARDD70UW L6AREM70UW



0 dB = 1.280mW/g

	Document Appendix B for the BlackBerry® Smartphone Model RDD71UW/REM71UW SAR Report			Page 58(85)
	Author Data Andrew Becker	Dates of Test Apr 13 – July 4, 2011	Test Report No RTS-2579-1106-34C	FCC ID: L6ARDD70UW L6AREM70UW

Date/Time: 4/13/2011 4:45:16 PM, Date/Time: 4/13/2011 4:50:25 PM

Test Laboratory: RIM Testing Services

LeftHandSide_Tilt_UMTS_band_IV_mid_chan_amb_temp_24.9_liq_tem p_22.6C

DUT: BlackBerry Smartphone; Type: Sample ; Serial: 27269EDE

Communication System: Frequency: 1732.6 MHz; Communication System PAR: 0 dB
Medium parameters used (interpolated): $f = 1732.6$ MHz; $\sigma = 1.215$ mho/m; $\epsilon_r = 38.53$; $\rho = 1000$ kg/m³

Phantom section: Left Section

Measurement Standard: DASYS (IEEE/IEC/ANSI C63.19-2007)

DASY5 Configuration:

- Probe: ES3DV3 - SN3225; ConvF(5.26, 5.26, 5.26); Calibrated: 1/13/2011
- Sensor-Surface: 4mm (Mechanical Surface Detection)
- Electronics: DAE3 Sn473; Calibrated: 1/21/2011
- Phantom: SAM 1; Type: SAM 4.0; Serial: 1076
- Measurement SW: DASY52, Version 52.6 (2); SEMCAD X Version 14.4.4 (2829)

Configuration/Touch position -/Area Scan (51x81x1): Measurement grid:
dx=15mm, dy=15mm

[Info: Interpolated medium parameters used for SAR evaluation.](#)

Maximum value of SAR (interpolated) = 0.353 mW/g

Configuration/Touch position -/Zoom Scan (5x5x7) (5x5x7)/Cube 0:

Measurement grid: dx=7.5mm, dy=7.5mm, dz=5mm


Reference Value = 16.577 V/m; Power Drift = -0.05 dB

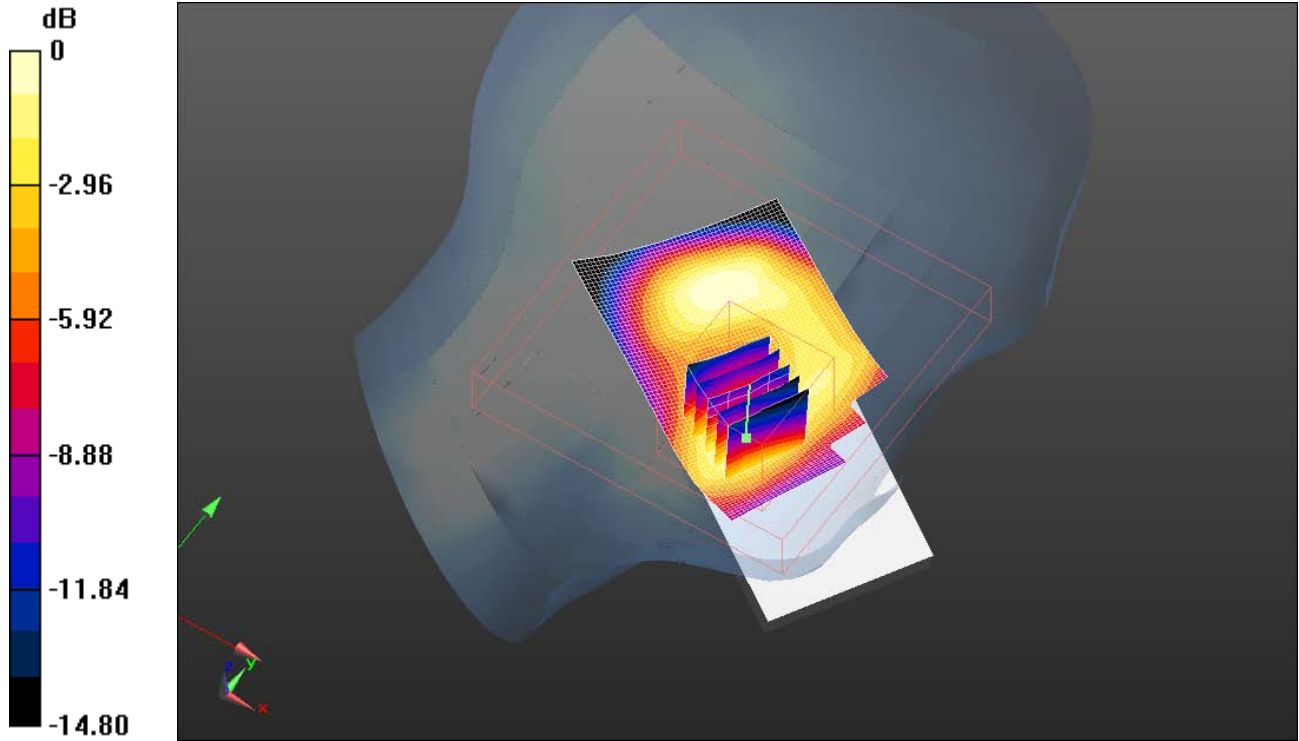
Peak SAR (extrapolated) = 0.480 W/kg

SAR(1 g) = 0.321 mW/g; SAR(10 g) = 0.196 mW/g


[Info: Interpolated medium parameters used for SAR evaluation.](#)

Maximum value of SAR (measured) = 0.352 mW/g

	Document Appendix B for the BlackBerry® Smartphone Model RDD71UW/REM71UW SAR Report			Page 59(85)
	Author Data Andrew Becker	Dates of Test Apr 13 – July 4, 2011	Test Report No RTS-2579-1106-34C	FCC ID: L6ARDD70UW L6AREM70UW



0 dB = 0.350mW/g

	Document Appendix B for the BlackBerry® Smartphone Model RDD71UW/REM71UW SAR Report			Page 60(85)
	Author Data Andrew Becker	Dates of Test Apr 13 – July 4, 2011	Test Report No RTS-2579-1106-34C	FCC ID: L6ARDD70UW L6AREM70UW

Date/Time: 4/27/2011 5:08:17 PM, Date/Time: 4/27/2011 5:17:14 PM

Test Laboratory: RIM Testing Services

RightHandSide_802.11b_low_chan_amb_temp_23.1_liq_temp_21.9C

DUT: BlackBerry Smartphone; Type: Sample ; Serial: 27269EDE

Communication System: 802.11 b (2450); Frequency: 2412 MHz; Communication System PAR: 0 dB

Medium parameters used (interpolated): $f = 2412$ MHz; $\sigma = 1.846$ mho/m; $\epsilon_r = 39.148$; $\rho = 1000$ kg/m³

Phantom section: Right Section

Measurement Standard: DASYS (IEEE/IEC/ANSI C63.19-2007)

DASY5 Configuration:

- Probe: ES3DV3 - SN3225; ConvF(4.6, 4.6, 4.6); Calibrated: 1/13/2011
- Sensor-Surface: 4mm (Mechanical Surface Detection)
- Electronics: DAE3 Sn473; Calibrated: 1/21/2011
- Phantom: SAM 1; Type: SAM 4.0; Serial: 1076
- Measurement SW: DASYS2, Version 52.6 (2); SEMCAD X Version 14.4.4 (2829)

Configuration/Touch position -/Area Scan (51x81x1): Measurement grid: dx=15mm, dy=15mm

[Info: Interpolated medium parameters used for SAR evaluation.](#)

Maximum value of SAR (interpolated) = 0.454 mW/g

Configuration/Touch position -/Zoom Scan (5x5x7) (5x6x7)/Cube 0:

Measurement grid: dx=7.5mm, dy=7.5mm, dz=5mm

Reference Value = 15.509 V/m; Power Drift = -0.01 dB

Peak SAR (extrapolated) = 0.982 W/kg

SAR(1 g) = 0.471 mW/g; SAR(10 g) = 0.228 mW/g

[Info: Interpolated medium parameters used for SAR evaluation.](#)

Maximum value of SAR (measured) = 0.550 mW/g


Author Data
Andrew Becker

Dates of Test
Apr 13 – July 4, 2011


Test Report No
RTS-2579-1106-34C

FCC ID:
**L6ARDD70UW
L6AREM70UW**

IC ID
**2503A-RDD70UW
2503A-REM70UW**



0 dB = 0.550mW/g

	Document Appendix B for the BlackBerry® Smartphone Model RDD71UW/REM71UW SAR Report			Page 62(85)
	Author Data Andrew Becker	Dates of Test Apr 13 – July 4, 2011	Test Report No RTS-2579-1106-34C	FCC ID: L6ARDD70UW L6AREM70UW

Date/Time: 4/27/2011 5:27:14 PM, Date/Time: 4/27/2011 5:32:33 PM

Test Laboratory: RIM Testing Services

RightHandSide_Tilt_802.11b_low_chan_amb_temp_23.1_liq_temp_22.0

C

DUT: BlackBerry Smartphone; Type: Sample ; Serial: 27269EDE

Communication System: 802.11 b (2450); Frequency: 2412 MHz; Communication System PAR: 0 dB

Medium parameters used (interpolated): $f = 2412$ MHz; $\sigma = 1.846$ mho/m; $\epsilon_r = 39.148$; $\rho = 1000$ kg/m³

Phantom section: Right Section

Measurement Standard: DASY5 (IEEE/IEC/ANSI C63.19-2007)

DASY5 Configuration:

- Probe: ES3DV3 - SN3225; ConvF(4.6, 4.6, 4.6); Calibrated: 1/13/2011
- Sensor-Surface: 4mm (Mechanical Surface Detection)
- Electronics: DAE3 Sn473; Calibrated: 1/21/2011
- Phantom: SAM 1; Type: SAM 4.0; Serial: 1076
- Measurement SW: DASY52, Version 52.6 (2); SEMCAD X Version 14.4.4 (2829)

Configuration/Touch position -/Area Scan (51x81x1): Measurement grid: dx=15mm, dy=15mm

Info: [Interpolated medium parameters used for SAR evaluation.](#)

Maximum value of SAR (interpolated) = 0.544 mW/g


Configuration/Touch position -/Zoom Scan (5x5x7) (5x5x7)/Cube 0:

Measurement grid: dx=7.5mm, dy=7.5mm, dz=5mm

Reference Value = 15.478 V/m; Power Drift = -0.06 dB

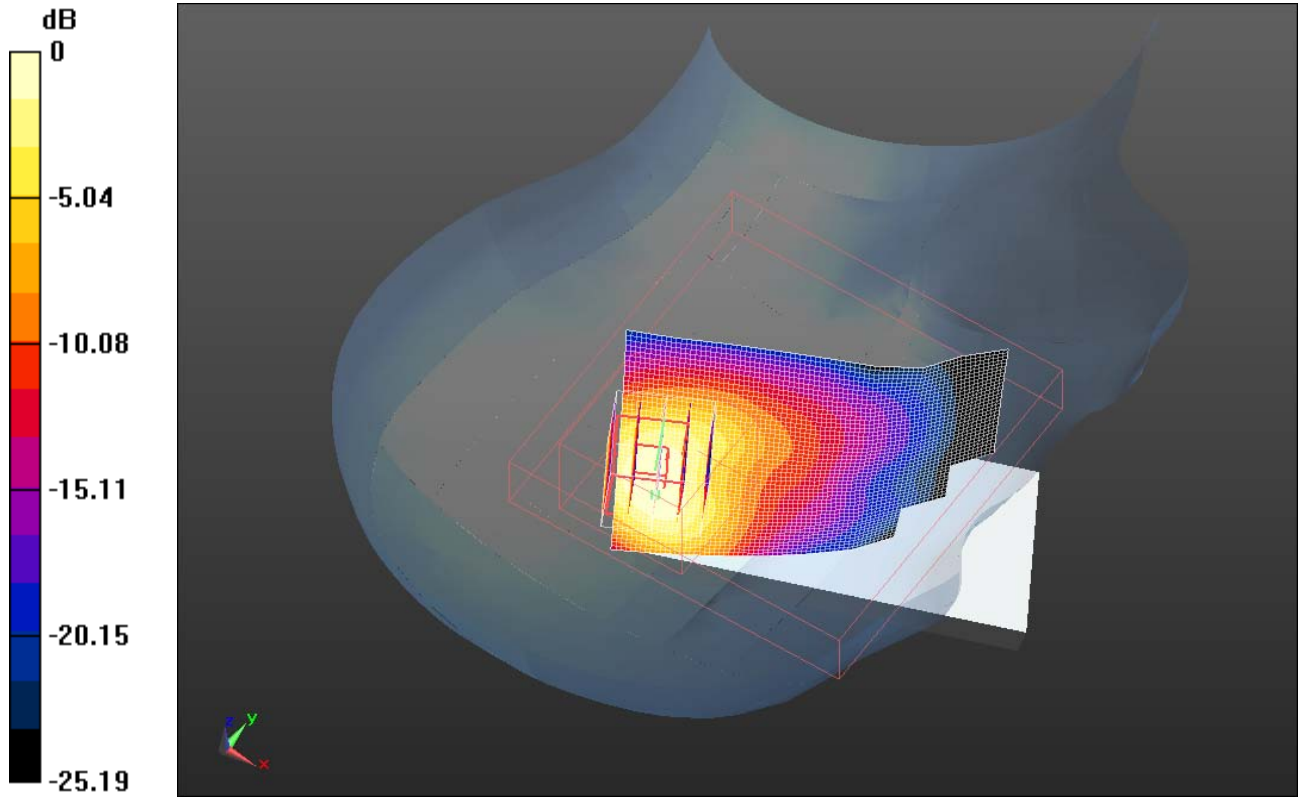
Peak SAR (extrapolated) = 0.958 W/kg

SAR(1 g) = 0.487 mW/g; SAR(10 g) = 0.235 mW/g


	Document Appendix B for the BlackBerry® Smartphone Model RDD71UW/REM71UW SAR Report			Page 63(85)
	Author Data Andrew Becker	Dates of Test Apr 13 – July 4, 2011	Test Report No RTS-2579-1106-34C	FCC ID: L6ARDD70UW L6AREM70UW

Info: Interpolated medium parameters used for SAR evaluation.

Maximum value of SAR (measured) = 0.548 mW/g



0 dB = 0.550mW/g

	Document Appendix B for the BlackBerry® Smartphone Model RDD71UW/REM71UW SAR Report			Page 64(85)
	Author Data Andrew Becker	Dates of Test Apr 13 – July 4, 2011	Test Report No RTS-2579-1106-34C	FCC ID: L6ARDD70UW L6AREM70UW

Date/Time: 4/27/2011 5:44:56 PM, Date/Time: 4/27/2011 5:51:06 PM

Test Laboratory: RIM Testing Services

LeftHandSide_802.11b_low_chan_amb_temp_22.9_liq_temp_22.0C

DUT: BlackBerry Smartphone; Type: Sample ; Serial: 27269EDE

Communication System: 802.11 b (2450); Frequency: 2412 MHz; Communication System PAR: 0 dB

Medium parameters used (interpolated): $f = 2412$ MHz; $\sigma = 1.846$ mho/m; $\epsilon_r = 39.148$; $\rho = 1000$ kg/m³

Phantom section: Left Section

Measurement Standard: DASYS5 (IEEE/IEC/ANSI C63.19-2007)

DASY5 Configuration:

- Probe: ES3DV3 - SN3225; ConvF(4.6, 4.6, 4.6); Calibrated: 1/13/2011
- Sensor-Surface: 4mm (Mechanical Surface Detection)
- Electronics: DAE3 Sn473; Calibrated: 1/21/2011
- Phantom: SAM 1; Type: SAM 4.0; Serial: 1076
- Measurement SW: DASYS2, Version 52.6 (2); SEMCAD X Version 14.4.4 (2829)

Configuration/Touch position -/Area Scan (61x81x1): Measurement grid: dx=15mm, dy=15mm

[Info: Interpolated medium parameters used for SAR evaluation.](#)

Maximum value of SAR (interpolated) = 0.480 mW/g

Configuration/Touch position -/Zoom Scan (5x5x7) (5x5x7)/Cube 0:

Measurement grid: dx=7.5mm, dy=7.5mm, dz=5mm


Reference Value = 14.356 V/m; Power Drift = 0.45 dB

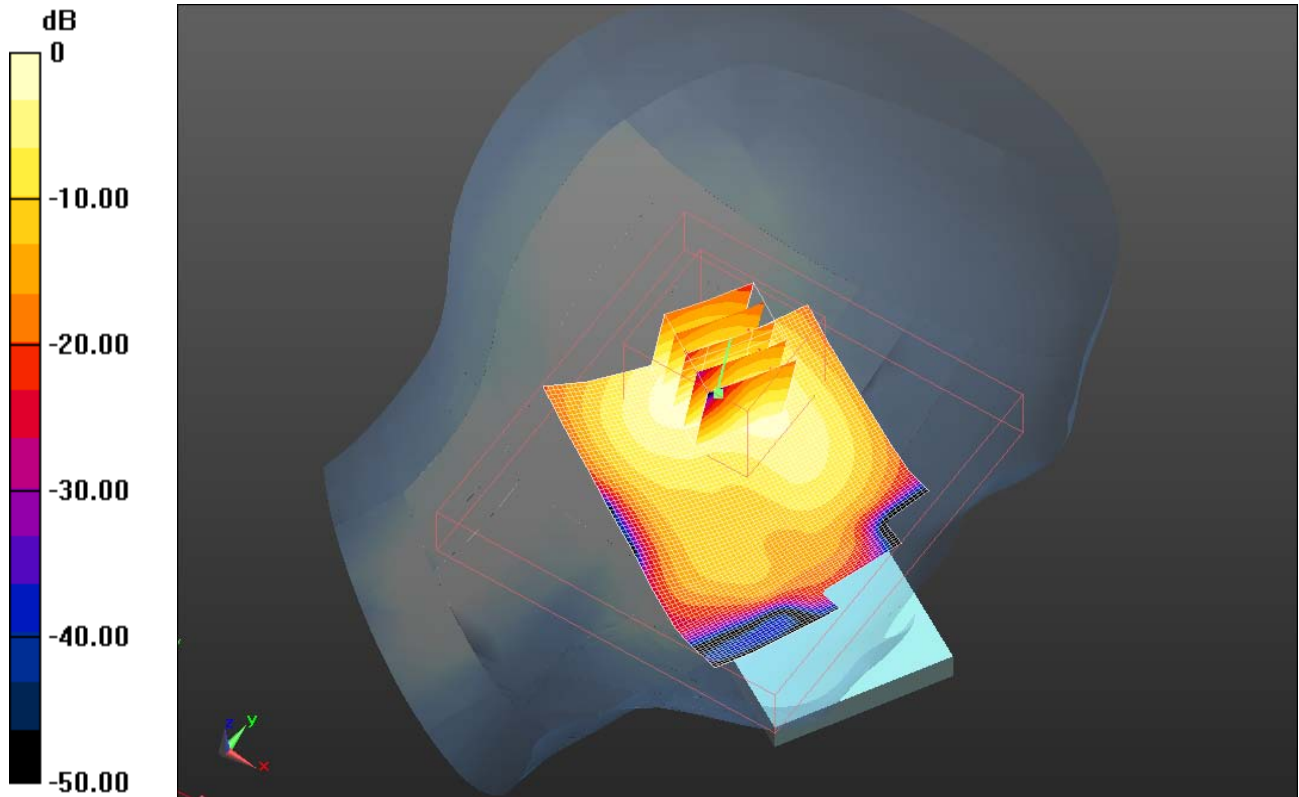
Peak SAR (extrapolated) = 0.885 W/kg

SAR(1 g) = 0.474 mW/g; SAR(10 g) = 0.235 mW/g


[Info: Interpolated medium parameters used for SAR evaluation.](#)

Maximum value of SAR (measured) = 0.551 mW/g

	Document Appendix B for the BlackBerry® Smartphone Model RDD71UW/REM71UW SAR Report			Page 65(85)
	Author Data Andrew Becker	Dates of Test Apr 13 – July 4, 2011	Test Report No RTS-2579-1106-34C	FCC ID: L6ARDD70UW L6AREM70UW



0 dB = 0.550mW/g

	Document Appendix B for the BlackBerry® Smartphone Model RDD71UW/REM71UW SAR Report			Page 66(85)
	Author Data Andrew Becker	Dates of Test Apr 13 – July 4, 2011	Test Report No RTS-2579-1106-34C	FCC ID: L6ARDD70UW L6AREM70UW

Date/Time: 4/27/2011 5:59:30 PM, Date/Time: 4/27/2011 6:05:45 PM

Test Laboratory: RIM Testing Services

LeftHandSide_Tilt_802.11b_low_chan_amb_temp_22.9_liq_temp_22.1C

DUT: BlackBerry Smartphone; Type: Sample ; Serial: 27269EDE

Communication System: 802.11 b (2450); Frequency: 2412 MHz; Communication System PAR: 0 dB

Medium parameters used (interpolated): $f = 2412$ MHz; $\sigma = 1.846$ mho/m; $\epsilon_r = 39.148$; $\rho = 1000$ kg/m³

Phantom section: Left Section

Measurement Standard: DASYS (IEEE/IEC/ANSI C63.19-2007)

DASY5 Configuration:

- Probe: ES3DV3 - SN3225; ConvF(4.6, 4.6, 4.6); Calibrated: 1/13/2011
- Sensor-Surface: 4mm (Mechanical Surface Detection)
- Electronics: DAE3 Sn473; Calibrated: 1/21/2011
- Phantom: SAM 1; Type: SAM 4.0; Serial: 1076
- Measurement SW: DASY52, Version 52.6 (2); SEMCAD X Version 14.4.4 (2829)

Configuration/Touch position -/Area Scan (61x81x1): Measurement grid: dx=15mm, dy=15mm

[Info: Interpolated medium parameters used for SAR evaluation.](#)

Maximum value of SAR (interpolated) = 0.549 mW/g

Configuration/Touch position -/Zoom Scan (5x5x7) (5x5x7)/Cube 0:

Measurement grid: dx=7.5mm, dy=7.5mm, dz=5mm

Reference Value = 14.540 V/m; Power Drift = 0.19 dB

Peak SAR (extrapolated) = 0.959 W/kg

SAR(1 g) = 0.516 mW/g; SAR(10 g) = 0.253 mW/g

[Info: Interpolated medium parameters used for SAR evaluation.](#)

Maximum value of SAR (measured) = 0.568 mW/g

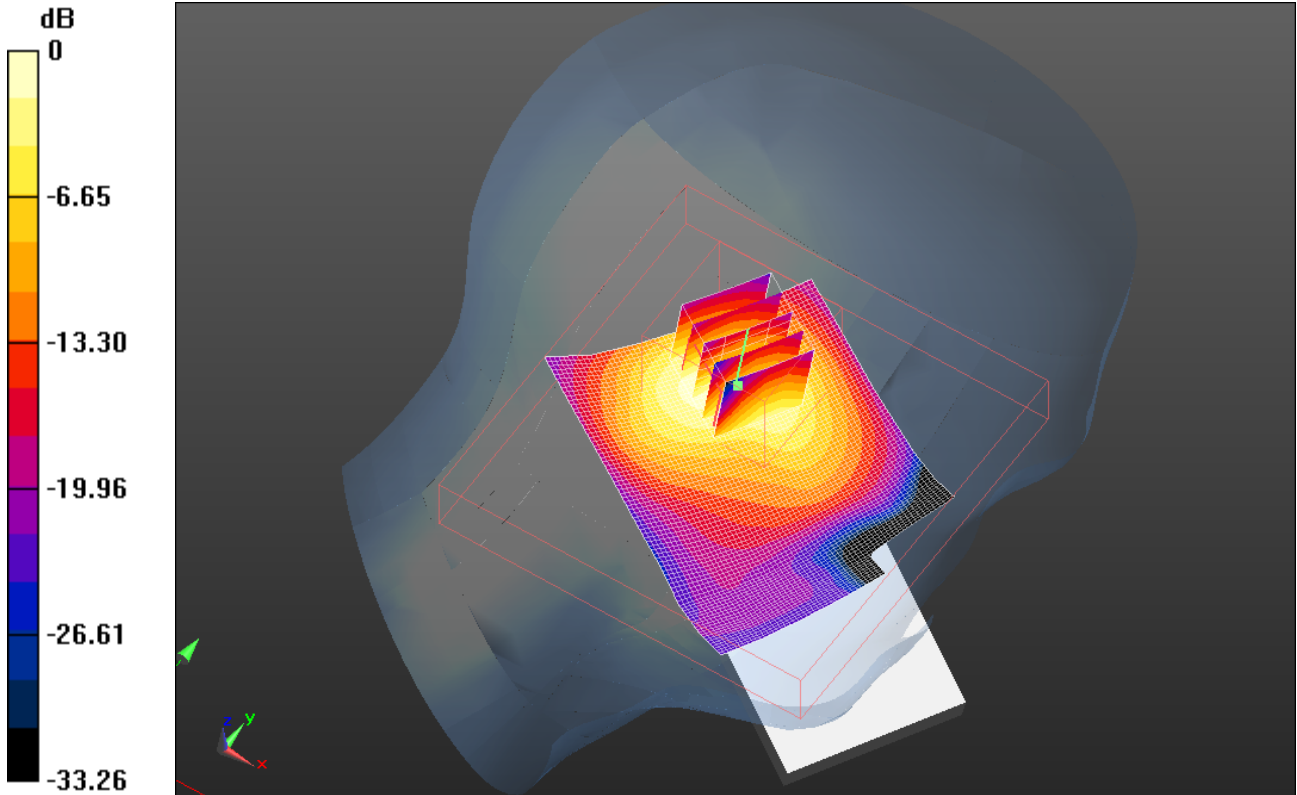
Author Data
Andrew Becker

Dates of Test
Apr 13 – July 4, 2011


Test Report No
RTS-2579-1106-34C

FCC ID:
**L6ARDD70UW
L6AREM70UW**

IC ID
**2503A-RDD70UW
2503A-REM70UW**



0 dB = 0.570mW/g

	Document Appendix B for the BlackBerry® Smartphone Model RDD71UW/REM71UW SAR Report			Page 68(85)
	Author Data Andrew Becker	Dates of Test Apr 13 – July 4, 2011	Test Report No RTS-2579-1106-34C	FCC ID: L6ARDD70UW L6AREM70UW

Date/Time: 6/16/2011 9:39:12 AM, Date/Time: 6/16/2011 9:44:29 AM

Test Laboratory: RIM Testing Services

RightHandSide_BT_mid_chan_amb_temp_23.4_liq_temp_22.3C

DUT: BlackBerry Smartphone; Type: Sample ; Serial: 279CCF51

Communication System: Bluetooth; Communication System Band: Bluetooth;
Frequency: 2441 MHz; Communication System PAR: 0 dB
Medium parameters used (interpolated): $f = 2441$ MHz; $\sigma = 1.883$ mho/m; $\epsilon_r = 40.624$; $\rho = 1000$ kg/m³
Phantom section: Right Section
Measurement Standard: DASYS5 (IEEE/IEC/ANSI C63.19-2007)

DASY5 Configuration:

- Probe: ES3DV3 - SN3225; ConvF(4.6, 4.6, 4.6); Calibrated: 1/13/2011
- Sensor-Surface: 4mm (Mechanical Surface Detection)
- Electronics: DAE3 Sn472; Calibrated: 3/7/2011
- Phantom: SAM 1; Type: SAM 4.0; Serial: 1076
- Measurement SW: DASYS2, Version 52.6 (2); SEMCAD X Version 14.4.4 (2829)

Configuration/Touch position -/Area Scan (51x81x1): Measurement grid:
dx=15mm, dy=15mm

[Info: Interpolated medium parameters used for SAR evaluation.](#)

Maximum value of SAR (interpolated) = 0.012 mW/g

Configuration/Touch position -/Zoom Scan (5x5x7) (5x5x7)/Cube 0:

Measurement grid: dx=7.5mm, dy=7.5mm, dz=5mm

Reference Value = 1.124 V/m; Power Drift = 0.11 dB

Peak SAR (extrapolated) = 0.016 W/kg

SAR(1 g) = 0.0078 mW/g; SAR(10 g) = 0.00382 mW/g

[Info: Interpolated medium parameters used for SAR evaluation.](#)

Maximum value of SAR (measured) = 0.00918 mW/g

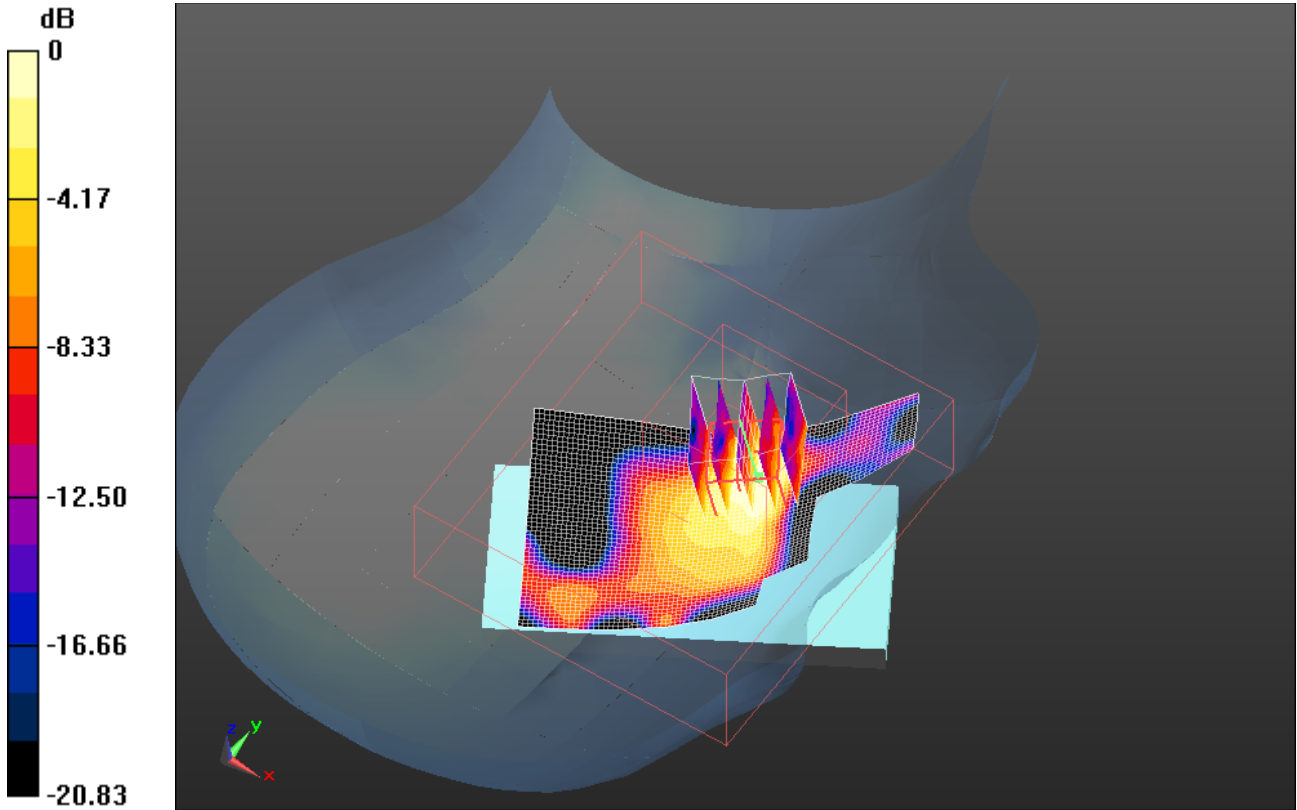
Author Data
Andrew Becker

Dates of Test
Apr 13 – July 4, 2011


Test Report No
RTS-2579-1106-34C

FCC ID:
**L6ARDD70UW
L6AREM70UW**

IC ID
**2503A-RDD70UW
2503A-REM70UW**



0 dB = 0.0092mW/g

	Document Appendix B for the BlackBerry® Smartphone Model RDD71UW/REM71UW SAR Report			Page 70(85)
	Author Data Andrew Becker	Dates of Test Apr 13 – July 4, 2011	Test Report No RTS-2579-1106-34C	FCC ID: L6ARDD70UW L6AREM70UW

Date/Time: 6/16/2011 9:17:06 AM, Date/Time: 6/16/2011 9:22:53 AM

Test Laboratory: RIM Testing Services

LeftHandSide_BT_mid_chan_amb_temp_23.3_liq_temp_22.5C

DUT: BlackBerry Smartphone; Type: Sample ; Serial: 279CCF51

Communication System: Bluetooth; Communication System Band: Bluetooth;
Frequency: 2441 MHz; Communication System PAR: 0 dB
Medium parameters used (interpolated): $f = 2441$ MHz; $\sigma = 1.883$ mho/m; $\epsilon_r = 40.624$; $\rho = 1000$ kg/m³
Phantom section: Left Section
Measurement Standard: DASYS (IEEE/IEC/ANSI C63.19-2007)

DASY5 Configuration:

- Probe: ES3DV3 - SN3225; ConvF(4.6, 4.6, 4.6); Calibrated: 1/13/2011
- Sensor-Surface: 4mm (Mechanical Surface Detection)
- Electronics: DAE3 Sn472; Calibrated: 3/7/2011
- Phantom: SAM 1; Type: SAM 4.0; Serial: 1076
- Measurement SW: DASYS2, Version 52.6 (2); SEMCAD X Version 14.4.4 (2829)

Configuration/Touch position -/Area Scan (61x81x1): Measurement grid:
dx=15mm, dy=15mm

[Info: Interpolated medium parameters used for SAR evaluation.](#)

Maximum value of SAR (interpolated) = 0.00848 mW/g

Configuration/Touch position -/Zoom Scan (5x5x7) (5x5x7)/Cube 0:

Measurement grid: dx=7.5mm, dy=7.5mm, dz=5mm

Reference Value = 1.192 V/m; Power Drift = -0.04 dB

Peak SAR (extrapolated) = 0.00634 W/kg

SAR(1 g) = 0.00378 mW/g; SAR(10 g) = 0.00213 mW/g

[Info: Interpolated medium parameters used for SAR evaluation.](#)

Maximum value of SAR (measured) = 0.00407 mW/g

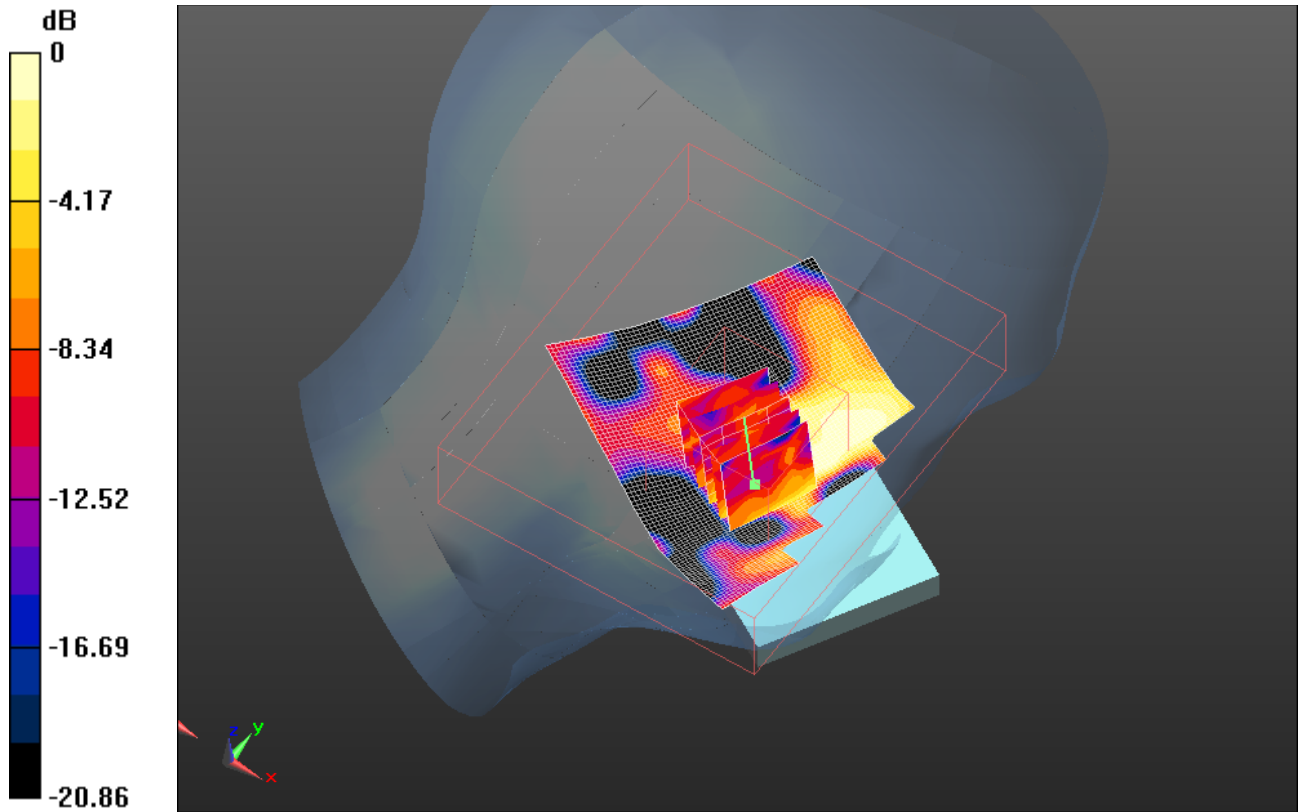
Author Data
Andrew Becker

Dates of Test
Apr 13 – July 4, 2011


Test Report No
RTS-2579-1106-34C

FCC ID:
**L6ARDD70UW
L6AREM70UW**

IC ID
**2503A-RDD70UW
2503A-REM70UW**




0 dB = 0.0041mW/g

	Document Appendix B for the BlackBerry® Smartphone Model RDD71UW/REM71UW SAR Report			Page 72(85)
	Author Data Andrew Becker	Dates of Test Apr 13 – July 4, 2011	Test Report No RTS-2579-1106-34C	FCC ID: L6ARDD70UW L6AREM70UW

Z axis plot for the worst case head configuration:



	Document Appendix B for the BlackBerry® Smartphone Model RDD71UW/REM71UW SAR Report			Page 73(85)
	Author Data Andrew Becker	Dates of Test Apr 13 – July 4, 2011	Test Report No RTS-2579-1106-34C	FCC ID: L6ARDD70UW L6AREM70UW

Date/Time: 7/4/2011 7:30:32 PM, Date/Time: 7/4/2011 7:35:51 PM, Date/Time:
7/4/2011 7:43:12 PM

Test Laboratory: RIM Testing Services

RightHandSide_UMTS_band_IV_mid_chan_amb_temp_23.7_liq_temp_2 2.7C

DUT: BlackBerry Smartphone; Type: Sample ; Serial: 27BC66F6

Communication System: WCDMA FDD IV; Communication System Band: UMTS band IV; Frequency: 1732.6 MHz; Communication System PAR: 0 dB
Medium parameters used (interpolated): $f = 1732.6$ MHz; $\sigma = 1.354$ mho/m; $\epsilon_r = 40.82$; $\rho = 1000$ kg/m³
Phantom section: Right Section
Measurement Standard: DASYS (IEEE/IEC/ANSI C63.19-2007)

DASY5 Configuration:

- Probe: ES3DV3 - SN3225; ConvF(5.26, 5.26, 5.26); Calibrated: 1/13/2011
- Sensor-Surface: 4mm (Mechanical Surface Detection)
- Electronics: DAE3 Sn472; Calibrated: 3/7/2011
- Phantom: SAM 1; Type: SAM 4.0; Serial: 1076
- Measurement SW: DASYS2, Version 52.6 (2); SEMCAD X Version 14.4.4 (2829)

Configuration/Touch position -/Area Scan (51x81x1): Measurement grid:
dx=15mm, dy=15mm

[Info: Interpolated medium parameters used for SAR evaluation.](#)

Maximum value of SAR (interpolated) = 0.938 mW/g


Configuration/Touch position -/Zoom Scan (5x5x7) (6x6x5)/Cube 0:

Measurement grid: dx=7.5mm, dy=7.5mm, dz=5mm

Reference Value = 10.216 V/m; Power Drift = -0.08 dB

Peak SAR (extrapolated) = 1.203 W/kg

SAR(1 g) = 0.758 mW/g; SAR(10 g) = 0.456 mW/g

	Document Appendix B for the BlackBerry® Smartphone Model RDD71UW/REM71UW SAR Report			Page 74(85)
	Author Data Andrew Becker	Dates of Test Apr 13 – July 4, 2011	Test Report No RTS-2579-1106-34C	FCC ID: L6ARDD70UW L6AREM70UW

Info: Interpolated medium parameters used for SAR evaluation.

Maximum value of SAR (measured) = 0.792 mW/g

Configuration/Touch position -/Zoom Scan (5x5x7) 2 (8x6x5)/Cube 0:

Measurement grid: dx=7.5mm, dy=7.5mm, dz=5mm

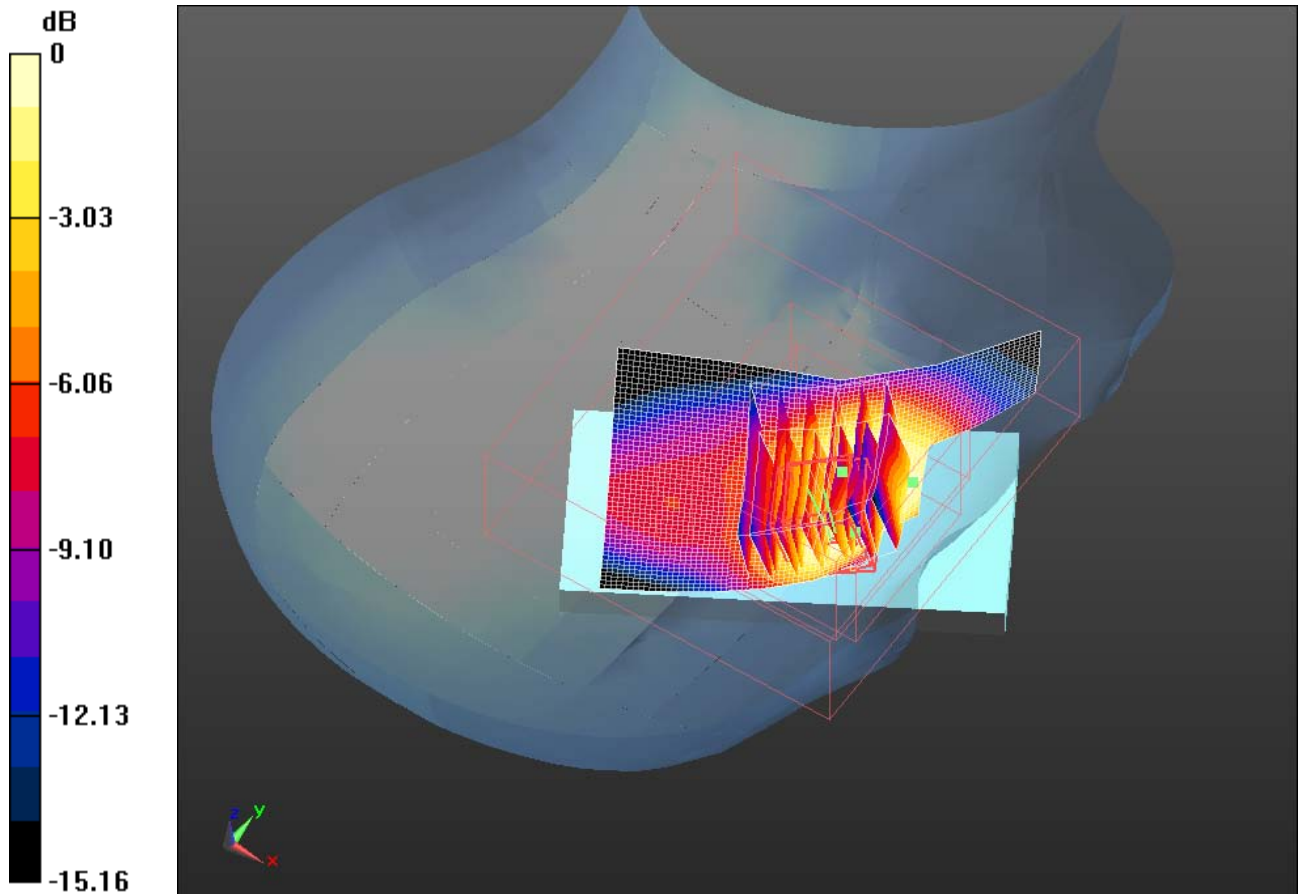
Reference Value = 10.216 V/m; Power Drift = -0.16 dB

Peak SAR (extrapolated) = 1.174 W/kg


SAR(1 g) = 0.770 mW/g; SAR(10 g) = 0.466 mW/g

Info: Interpolated medium parameters used for SAR evaluation.

Maximum value of SAR (measured) = 0.819 mW/g



0 dB = 0.820mW/g

	Document Appendix B for the BlackBerry® Smartphone Model RDD71UW/REM71UW SAR Report			Page 75(85)
	Author Data Andrew Becker	Dates of Test Apr 13 – July 4, 2011	Test Report No RTS-2579-1106-34C	FCC ID: L6ARDD70UW L6AREM70UW

Date/Time: 7/4/2011 7:56:23 PM, Date/Time: 7/4/2011 8:01:42 PM

Test Laboratory: RIM Testing Services

RightHandSide_Tilt_UMTS_band_IV_mid_chan_amb_temp_23.6_liq_tem p_22.6C

DUT: BlackBerry Smartphone; Type: Sample ; Serial: 27BC66F6

Communication System: WCDMA FDD IV; Communication System Band: UMTS band IV; Frequency: 1732.6 MHz; Communication System PAR: 0 dB

Medium parameters used (interpolated): $f = 1732.6$ MHz; $\sigma = 1.354$ mho/m; $\epsilon_r = 40.82$; $\rho = 1000$ kg/m³

Phantom section: Right Section

Measurement Standard: DASYS5 (IEEE/IEC/ANSI C63.19-2007)

DASY5 Configuration:

- Probe: ES3DV3 - SN3225; ConvF(5.26, 5.26, 5.26); Calibrated: 1/13/2011
- Sensor-Surface: 4mm (Mechanical Surface Detection)
- Electronics: DAE3 Sn472; Calibrated: 3/7/2011
- Phantom: SAM 1; Type: SAM 4.0; Serial: 1076
- Measurement SW: DASYS2, Version 52.6 (2); SEMCAD X Version 14.4.4 (2829)

Configuration/Touch position -/Area Scan (51x81x1): Measurement grid: dx=15mm, dy=15mm

[Info: Interpolated medium parameters used for SAR evaluation.](#)

Maximum value of SAR (interpolated) = 0.305 mW/g

Configuration/Touch position -/Zoom Scan (5x5x7) (6x7x5)/Cube 0:

Measurement grid: dx=7.5mm, dy=7.5mm, dz=5mm


Reference Value = 14.782 V/m; Power Drift = 0.07 dB

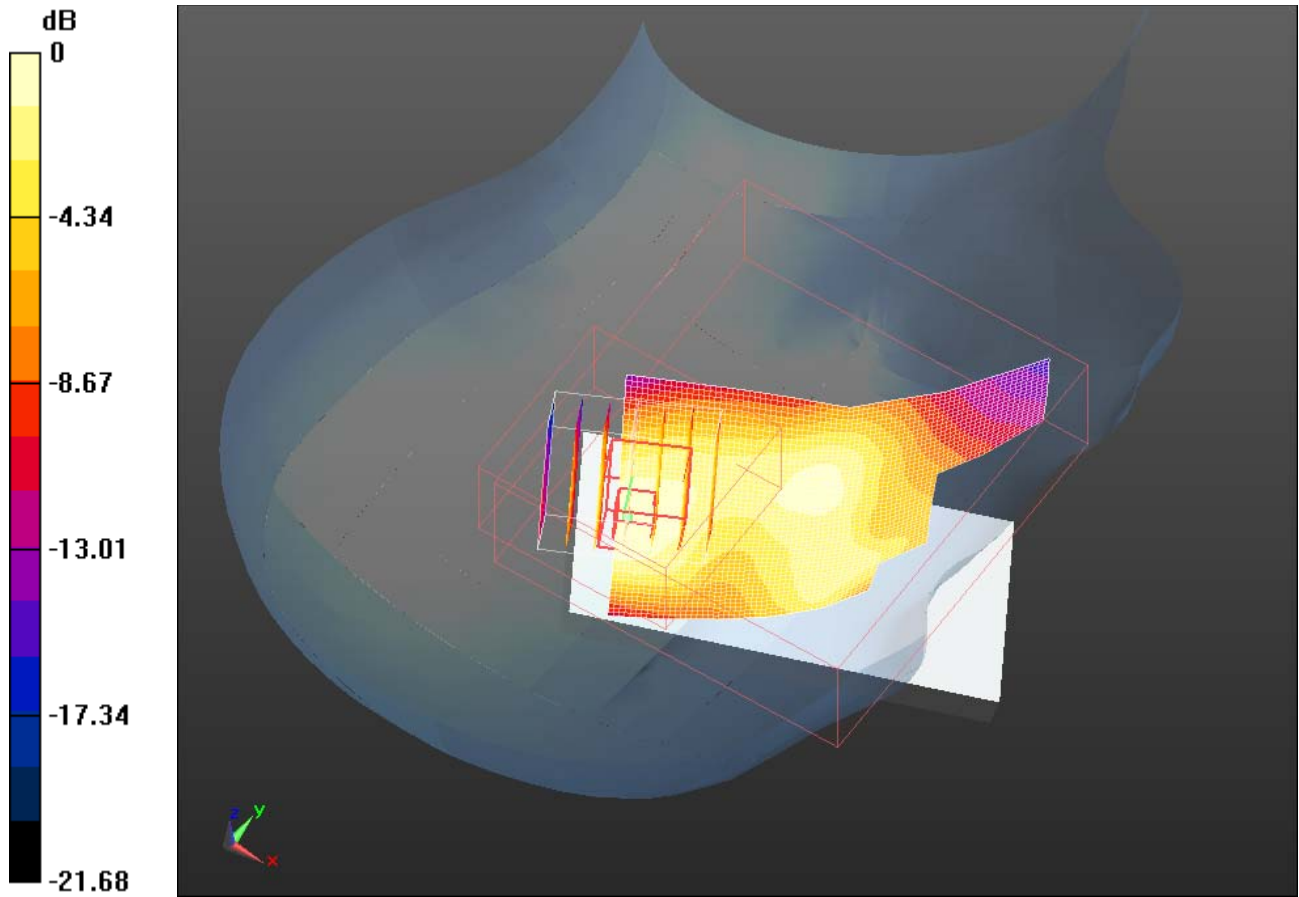
Peak SAR (extrapolated) = 0.459 W/kg

SAR(1 g) = 0.293 mW/g; SAR(10 g) = 0.176 mW/g


[Info: Interpolated medium parameters used for SAR evaluation.](#)

Maximum value of SAR (measured) = 0.314 mW/g

	Document Appendix B for the BlackBerry® Smartphone Model RDD71UW/REM71UW SAR Report			Page 76(85)
	Author Data Andrew Becker	Dates of Test Apr 13 – July 4, 2011	Test Report No RTS-2579-1106-34C	FCC ID: L6ARDD70UW L6AREM70UW



0 dB = 0.310mW/g

	Document Appendix B for the BlackBerry® Smartphone Model RDD71UW/REM71UW SAR Report			Page 77(85)
	Author Data Andrew Becker	Dates of Test Apr 13 – July 4, 2011	Test Report No RTS-2579-1106-34C	FCC ID: L6ARDD70UW L6AREM70UW

Date/Time: 7/4/2011 9:09:43 PM, Date/Time: 7/4/2011 9:14:44 PM

Test Laboratory: RIM Testing Services

LeftHandSide_UMTS_band_IV_low_chan_amb_temp_23.5_liq_temp_22.

5C

DUT: BlackBerry Smartphone; Type: Sample ; Serial: 27BC66F6

Communication System: WCDMA FDD IV; Communication System Band: UMTS band IV; Frequency: 1712.4 MHz; Communication System PAR: 0 dB

Medium parameters used (interpolated): $f = 1712.4$ MHz; $\sigma = 1.339$ mho/m; $\epsilon_r = 40.946$; $\rho = 1000$ kg/m³

Phantom section: Left Section

Measurement Standard: DASYS5 (IEEE/IEC/ANSI C63.19-2007)

DASY5 Configuration:

- Probe: ES3DV3 - SN3225; ConvF(5.26, 5.26, 5.26); Calibrated: 1/13/2011
- Sensor-Surface: 4mm (Mechanical Surface Detection)
- Electronics: DAE3 Sn472; Calibrated: 3/7/2011
- Phantom: SAM 1; Type: SAM 4.0; Serial: 1076
- Measurement SW: DASY52, Version 52.6 (2); SEMCAD X Version 14.4.4 (2829)

Configuration/Touch position - Mid/Area Scan (51x81x1): Measurement grid: dx=15mm, dy=15mm

[Info: Interpolated medium parameters used for SAR evaluation.](#)

Maximum value of SAR (interpolated) = 0.912 mW/g

Configuration/Touch position - Mid/Zoom Scan (5x5x7) (5x5x5)/Cube 0:

Measurement grid: dx=7.5mm, dy=7.5mm, dz=5mm


Reference Value = 7.131 V/m; Power Drift = 0.0083 dB


Peak SAR (extrapolated) = 1.346 W/kg

SAR(1 g) = 0.827 mW/g; SAR(10 g) = 0.455 mW/g


[Info: Interpolated medium parameters used for SAR evaluation.](#)

Maximum value of SAR (measured) = 0.921 mW/g

	Document Appendix B for the BlackBerry® Smartphone Model RDD71UW/REM71UW SAR Report			Page 78(85)
	Author Data Andrew Becker	Dates of Test Apr 13 – July 4, 2011	Test Report No RTS-2579-1106-34C	FCC ID: L6ARDD70UW L6AREM70UW



0 dB = 0.920mW/g

	Document Appendix B for the BlackBerry® Smartphone Model RDD71UW/REM71UW SAR Report			Page 79(85)
	Author Data Andrew Becker	Dates of Test Apr 13 – July 4, 2011	Test Report No RTS-2579-1106-34C	FCC ID: L6ARDD70UW L6AREM70UW

Date/Time: 7/4/2011 8:58:44 PM, Date/Time: 7/4/2011 9:03:45 PM

Test Laboratory: RIM Testing Services

LeftHandSide_UMTS_band_IV_mid_chan_amb_temp_23.5_liq_temp_22 .5C

DUT: BlackBerry Smartphone; Type: Sample ; Serial: 27BC66F6

Communication System: WCDMA FDD IV; Communication System Band: UMTS band IV; Frequency: 1732.6 MHz; Communication System PAR: 0 dB
Medium parameters used (interpolated): $f = 1732.6$ MHz; $\sigma = 1.354$ mho/m; $\epsilon_r = 40.82$; $\rho = 1000$ kg/m³
Phantom section: Left Section
Measurement Standard: DASYS5 (IEEE/IEC/ANSI C63.19-2007)

DASY5 Configuration:

- Probe: ES3DV3 - SN3225; ConvF(5.26, 5.26, 5.26); Calibrated: 1/13/2011
- Sensor-Surface: 4mm (Mechanical Surface Detection)
- Electronics: DAE3 Sn472; Calibrated: 3/7/2011
- Phantom: SAM 1; Type: SAM 4.0; Serial: 1076
- Measurement SW: DASY52, Version 52.6 (2); SEMCAD X Version 14.4.4 (2829)

Configuration/Touch position - Mid/Area Scan (51x81x1): Measurement grid:
dx=15mm, dy=15mm

[Info: Interpolated medium parameters used for SAR evaluation.](#)


Maximum value of SAR (interpolated) = 1.111 mW/g


Configuration/Touch position - Mid/Zoom Scan (5x5x7) (5x5x5)/Cube 0:

Measurement grid: dx=7.5mm, dy=7.5mm, dz=5mm
Reference Value = 8.120 V/m; Power Drift = -0.13 dB
Peak SAR (extrapolated) = 1.635 W/kg
SAR(1 g) = 1.01 mW/g; SAR(10 g) = 0.563 mW/g


[Info: Interpolated medium parameters used for SAR evaluation.](#)

Maximum value of SAR (measured) = 1.122 mW/g

	Document Appendix B for the BlackBerry® Smartphone Model RDD71UW/REM71UW SAR Report			Page 80(85)
	Author Data Andrew Becker	Dates of Test Apr 13 – July 4, 2011	Test Report No RTS-2579-1106-34C	FCC ID: L6ARDD70UW L6AREM70UW



0 dB = 1.120mW/g

	Document Appendix B for the BlackBerry® Smartphone Model RDD71UW/REM71UW SAR Report			Page 81(85)
	Author Data Andrew Becker	Dates of Test Apr 13 – July 4, 2011	Test Report No RTS-2579-1106-34C	FCC ID: L6ARDD70UW L6AREM70UW

Date/Time: 7/4/2011 9:21:32 PM, Date/Time: 7/4/2011 9:26:33 PM

Test Laboratory: RIM Testing Services

LeftHandSide_UMTS_band_IV_high_chan_amb_temp_23.4_liq_temp_2

2.4C

DUT: BlackBerry Smartphone; Type: Sample ; Serial: 27BC66F6

Communication System: WCDMA FDD IV; Communication System Band: UMTS band IV; Frequency: 1752.6 MHz; Communication System PAR: 0 dB

Medium parameters used (interpolated): $f = 1752.6$ MHz; $\sigma = 1.376$ mho/m; $\epsilon_r = 40.773$; $\rho = 1000$ kg/m³

Phantom section: Left Section

Measurement Standard: DASYS (IEEE/IEC/ANSI C63.19-2007)

DASY5 Configuration:

- Probe: ES3DV3 - SN3225; ConvF(5.26, 5.26, 5.26); Calibrated: 1/13/2011
- Sensor-Surface: 4mm (Mechanical Surface Detection)
- Electronics: DAE3 Sn472; Calibrated: 3/7/2011
- Phantom: SAM 1; Type: SAM 4.0; Serial: 1076
- Measurement SW: DASYS2, Version 52.6 (2); SEMCAD X Version 14.4.4 (2829)

Configuration/Touch position - Mid/Area Scan (51x81x1): Measurement grid: dx=15mm, dy=15mm

[Info: Interpolated medium parameters used for SAR evaluation.](#)

Maximum value of SAR (interpolated) = 1.119 mW/g


Configuration/Touch position - Mid/Zoom Scan (5x5x7) (5x5x5)/Cube 0:

Measurement grid: dx=7.5mm, dy=7.5mm, dz=5mm


Reference Value = 8.214 V/m; Power Drift = -0.03 dB

Peak SAR (extrapolated) = 1.660 W/kg


SAR(1 g) = 1.02 mW/g; SAR(10 g) = 0.563 mW/g

	Document Appendix B for the BlackBerry® Smartphone Model RDD71UW/REM71UW SAR Report			Page 82(85)
	Author Data Andrew Becker	Dates of Test Apr 13 – July 4, 2011	Test Report No RTS-2579-1106-34C	FCC ID: L6ARDD70UW L6AREM70UW

Info: Interpolated medium parameters used for SAR evaluation.
 Maximum value of SAR (measured) = 1.133 mW/g



0 dB = 1.130mW/g

	Document Appendix B for the BlackBerry® Smartphone Model RDD71UW/REM71UW SAR Report			Page 83(85)
	Author Data Andrew Becker	Dates of Test Apr 13 – July 4, 2011	Test Report No RTS-2579-1106-34C	FCC ID: L6ARDD70UW L6AREM70UW

Date/Time: 7/4/2011 9:33:05 PM, Date/Time: 7/4/2011 9:38:07 PM

Test Laboratory: RIM Testing Services

**LeftHandSide_Tilt_UMTS_band_IV_mid_chan_amb_temp_23.4_liq_tem
p_22.4C**

DUT: BlackBerry Smartphone; Type: Sample ; Serial: 27BC66F6

Communication System: WCDMA FDD IV; Communication System Band: UMTS band IV; Frequency: 1732.6 MHz; Communication System PAR: 0 dB
Medium parameters used (interpolated): $f = 1732.6$ MHz; $\sigma = 1.354$ mho/m; $\epsilon_r = 40.82$; $\rho = 1000$ kg/m³
Phantom section: Left Section
Measurement Standard: DASYS5 (IEEE/IEC/ANSI C63.19-2007)

DASY5 Configuration:

- Probe: ES3DV3 - SN3225; ConvF(5.26, 5.26, 5.26); Calibrated: 1/13/2011
- Sensor-Surface: 4mm (Mechanical Surface Detection)
- Electronics: DAE3 Sn472; Calibrated: 3/7/2011
- Phantom: SAM 1; Type: SAM 4.0; Serial: 1076
- Measurement SW: DASYS2, Version 52.6 (2); SEMCAD X Version 14.4.4 (2829)

Configuration/Touch position - Mid/Area Scan (51x81x1): Measurement grid: dx=15mm, dy=15mm

[Info: Interpolated medium parameters used for SAR evaluation.](#)

Maximum value of SAR (interpolated) = 0.371 mW/g

Configuration/Touch position - Mid/Zoom Scan (5x5x7) (5x5x5)/Cube 0:

Measurement grid: dx=7.5mm, dy=7.5mm, dz=5mm
Reference Value = 14.261 V/m; Power Drift = 0.01 dB
Peak SAR (extrapolated) = 0.430 W/kg
SAR(1 g) = 0.299 mW/g; SAR(10 g) = 0.192 mW/g

[Info: Interpolated medium parameters used for SAR evaluation.](#)

Maximum value of SAR (measured) = 0.319 mW/g

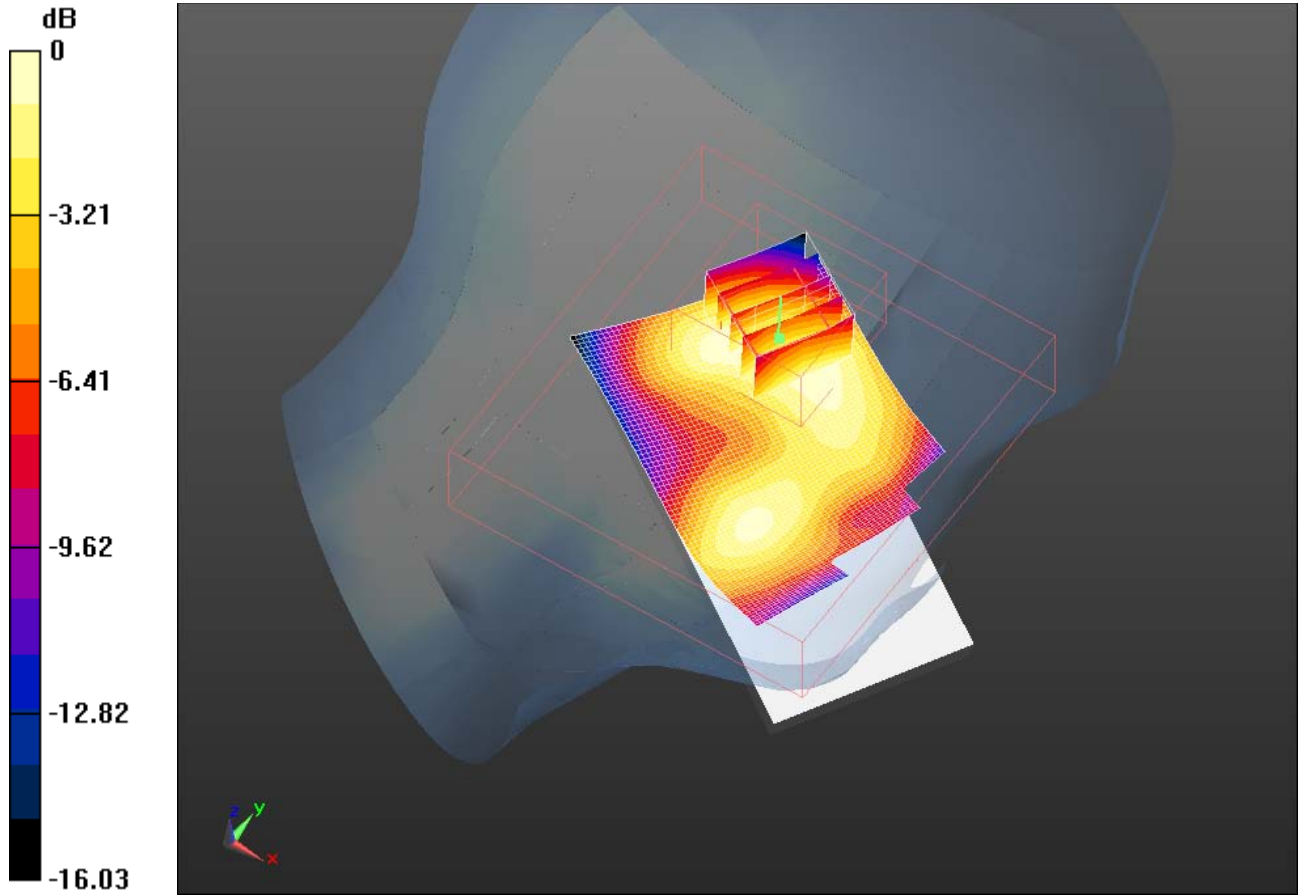
Author Data
Andrew Becker

Dates of Test
Apr 13 – July 4, 2011


Test Report No
RTS-2579-1106-34C

FCC ID:
**L6ARDD70UW
L6AREM70UW**

IC ID
**2503A-RDD70UW
2503A-REM70UW**



0 dB = 0.320mW/g

	Document Appendix B for the BlackBerry® Smartphone Model RDD71UW/REM71UW SAR Report			Page 85(85)
	Author Data Andrew Becker	Dates of Test Apr 13 – July 4, 2011	Test Report No RTS-2579-1106-34C	FCC ID: L6ARDD70UW L6AREM70UW

Z axis plot for the worst case head configuration:

