

**#01 WCDMA V\_RMC12.2K\_Bottom Face\_1cm\_Ch4132\_Earphone**

**DUT: 1D0774**

Communication System: WCDMA; Frequency: 826.4 MHz; Duty Cycle: 1:1

Medium: MSL\_850\_111208 Medium parameters used:  $f = 826.4$  MHz;  $\sigma = 0.968$  mho/m;  $\epsilon_r = 53.3$ ;  $\rho = 1000$

kg/m<sup>3</sup>

Ambient Temperature : 22.3 ; Liquid Temperature : 21.3

DASY5 Configuration:

- Probe: ET3DV6 - SN1787; ConvF(6.22, 6.22, 6.22); Calibrated: 2011/5/20

- Sensor-Surface: 4mm (Mechanical Surface Detection)

- Electronics: DAE4 Sn1279; Calibrated: 2011/6/17

- Phantom: ELI 4.0\_Front; Type: QD 0VA 002 AA; Serial: TP-1131

- ; SEMCAD X Version 13.4 Build 125

**Ch4132/Area Scan (81x111x1):** Measurement grid: dx=20mm, dy=20mm

Maximum value of SAR (interpolated) = 0.774 mW/g

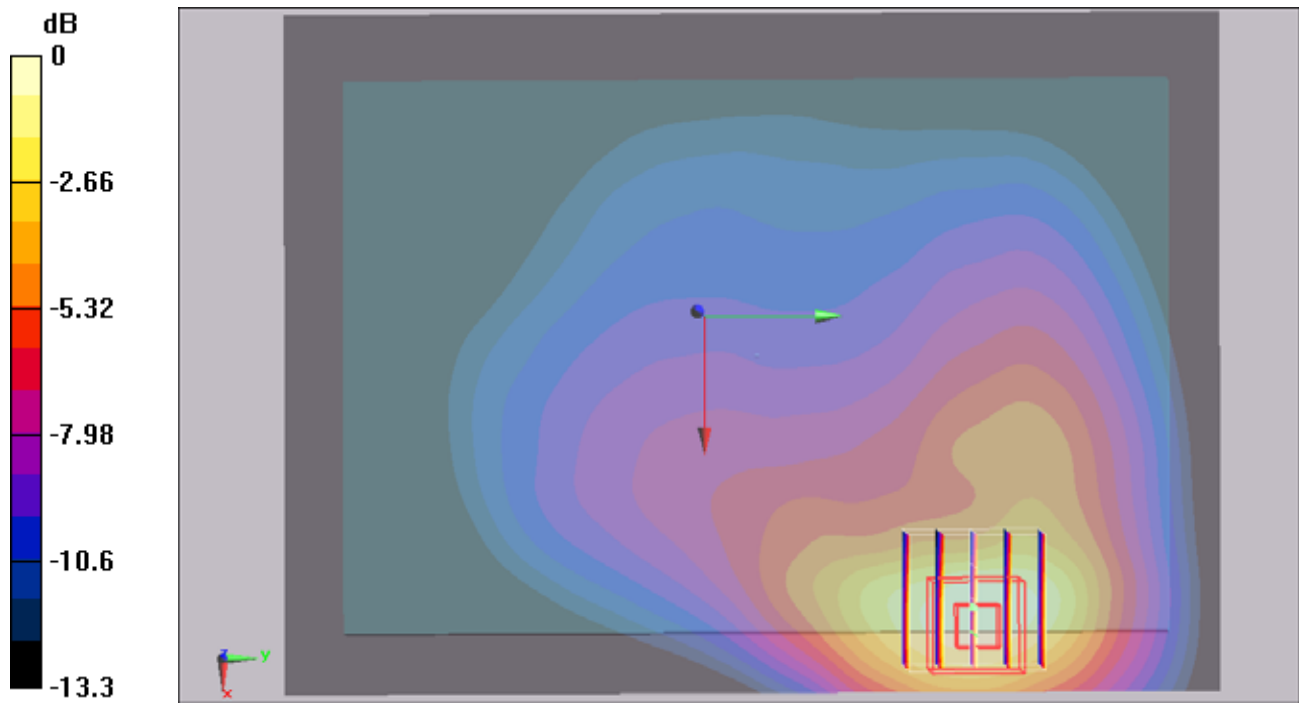
**Ch4132/Zoom Scan (5x5x7)/Cube 0:** Measurement grid: dx=8mm, dy=8mm, dz=5mm

Reference Value = 10.7 V/m; Power Drift = -0.104 dB

Peak SAR (extrapolated) = 1.15 W/kg

**SAR(1 g) = 0.744 mW/g; SAR(10 g) = 0.446 mW/g**

Maximum value of SAR (measured) = 0.793 mW/g



0 dB = 0.793mW/g

**#02 WCDMA V\_RMC12.2K\_Secondary Landscape\_0.75cm\_Ch4132**

**DUT: 1D0774**

Communication System: WCDMA; Frequency: 826.4 MHz; Duty Cycle: 1:1

Medium: MSL\_850\_111208 Medium parameters used:  $f = 826.4$  MHz;  $\sigma = 0.968$  mho/m;  $\epsilon_r = 53.3$ ;  $\rho = 1000$

kg/m<sup>3</sup>

Ambient Temperature : 22.3 ; Liquid Temperature : 21.3

DASY5 Configuration:

- Probe: ET3DV6 - SN1787; ConvF(6.22, 6.22, 6.22); Calibrated: 2011/5/20
- Sensor-Surface: 4mm (Mechanical Surface Detection)
- Electronics: DAE4 Sn1279; Calibrated: 2011/6/17
- Phantom: ELI 4.0\_Front; Type: QD 0VA 002 AA; Serial: TP-1131
- ; SEMCAD X Version 13.4 Build 125

**Ch4132/Area Scan (31x111x1):** Measurement grid: dx=20mm, dy=20mm

Maximum value of SAR (interpolated) = 0.670 mW/g

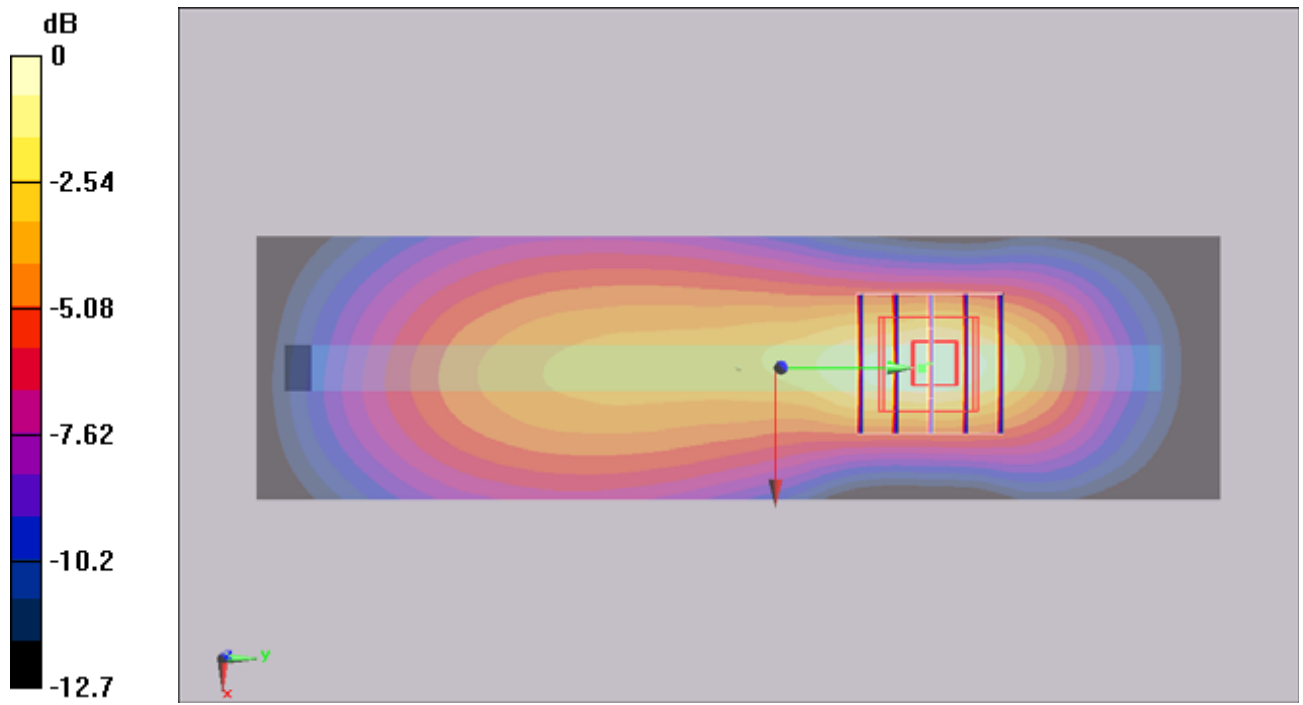
**Ch4132/Zoom Scan (5x5x7)/Cube 0:** Measurement grid: dx=8mm, dy=8mm, dz=5mm

Reference Value = 20.2 V/m; Power Drift = -0.070 dB

Peak SAR (extrapolated) = 0.924 W/kg

**SAR(1 g) = 0.574 mW/g; SAR(10 g) = 0.334 mW/g**

Maximum value of SAR (measured) = 0.633 mW/g



0 dB = 0.633mW/g

**#05 WCDMA V\_RMC12.2K\_Primary Portrait\_0cm\_Ch4132\_Earphone**

**DUT: 1D0774**

Communication System: WCDMA; Frequency: 826.4 MHz; Duty Cycle: 1:1

Medium: MSL\_850\_111208 Medium parameters used:  $f = 826.4$  MHz;  $\sigma = 0.968$  mho/m;  $\epsilon_r = 53.3$ ;  $\rho = 1000$

kg/m<sup>3</sup>

Ambient Temperature : 22.3 ; Liquid Temperature : 21.3

DASY5 Configuration:

- Probe: ET3DV6 - SN1787; ConvF(6.22, 6.22, 6.22); Calibrated: 2011/5/20
- Sensor-Surface: 4mm (Mechanical Surface Detection)
- Electronics: DAE4 Sn1279; Calibrated: 2011/6/17
- Phantom: ELI 4.0\_Front; Type: QD 0VA 002 AA; Serial: TP-1131
- ; SEMCAD X Version 13.4 Build 125

**Ch4132/Area Scan (31x91x1):** Measurement grid: dx=20mm, dy=20mm

Maximum value of SAR (interpolated) = 0.103 mW/g

**Ch4132/Zoom Scan (5x5x7)/Cube 1:** Measurement grid: dx=8mm, dy=8mm, dz=5mm

Reference Value = 10.8 V/m; Power Drift = 0.00492 dB

Peak SAR (extrapolated) = 0.335 W/kg

**SAR(1 g) = 0.115 mW/g; SAR(10 g) = 0.054 mW/g**

Maximum value of SAR (measured) = 0.130 mW/g

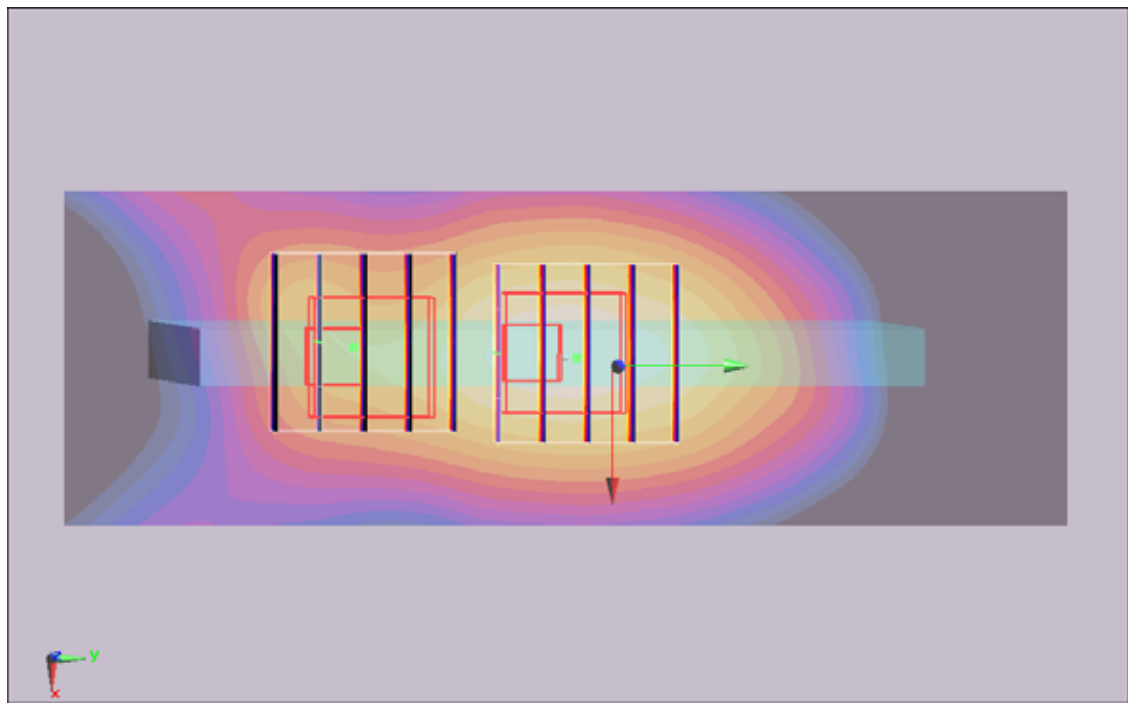
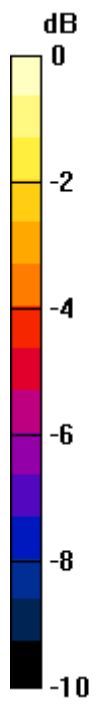
**Ch4132/Zoom Scan (5x5x7)/Cube 0:** Measurement grid: dx=8mm, dy=8mm, dz=5mm

Reference Value = 10.8 V/m; Power Drift = 0.00492 dB

Peak SAR (extrapolated) = 0.144 W/kg

**SAR(1 g) = 0.098 mW/g; SAR(10 g) = 0.067 mW/g**

Maximum value of SAR (measured) = 0.106 mW/g



0 dB = 0.106mW/g

**#03 WCDMA V\_RMC12.2K\_Bottom Face\_0cm\_Ch4132\_Earphone**

**DUT: 1D0774**

Communication System: WCDMA; Frequency: 826.4 MHz; Duty Cycle: 1:1

Medium: MSL\_850\_111208 Medium parameters used:  $f = 826.4$  MHz;  $\sigma = 0.968$  mho/m;  $\epsilon_r = 53.3$ ;  $\rho = 1000$

kg/m<sup>3</sup>

Ambient Temperature : 22.3 ; Liquid Temperature : 21.3

DASY5 Configuration:

- Probe: ET3DV6 - SN1787; ConvF(6.22, 6.22, 6.22); Calibrated: 2011/5/20
- Sensor-Surface: 4mm (Mechanical Surface Detection)
- Electronics: DAE4 Sn1279; Calibrated: 2011/6/17
- Phantom: ELI 4.0\_Front; Type: QD 0VA 002 AA; Serial: TP-1131
- ; SEMCAD X Version 13.4 Build 125

**Ch4132/Area Scan (81x111x1):** Measurement grid: dx=20mm, dy=20mm

Maximum value of SAR (interpolated) = 1.63 mW/g

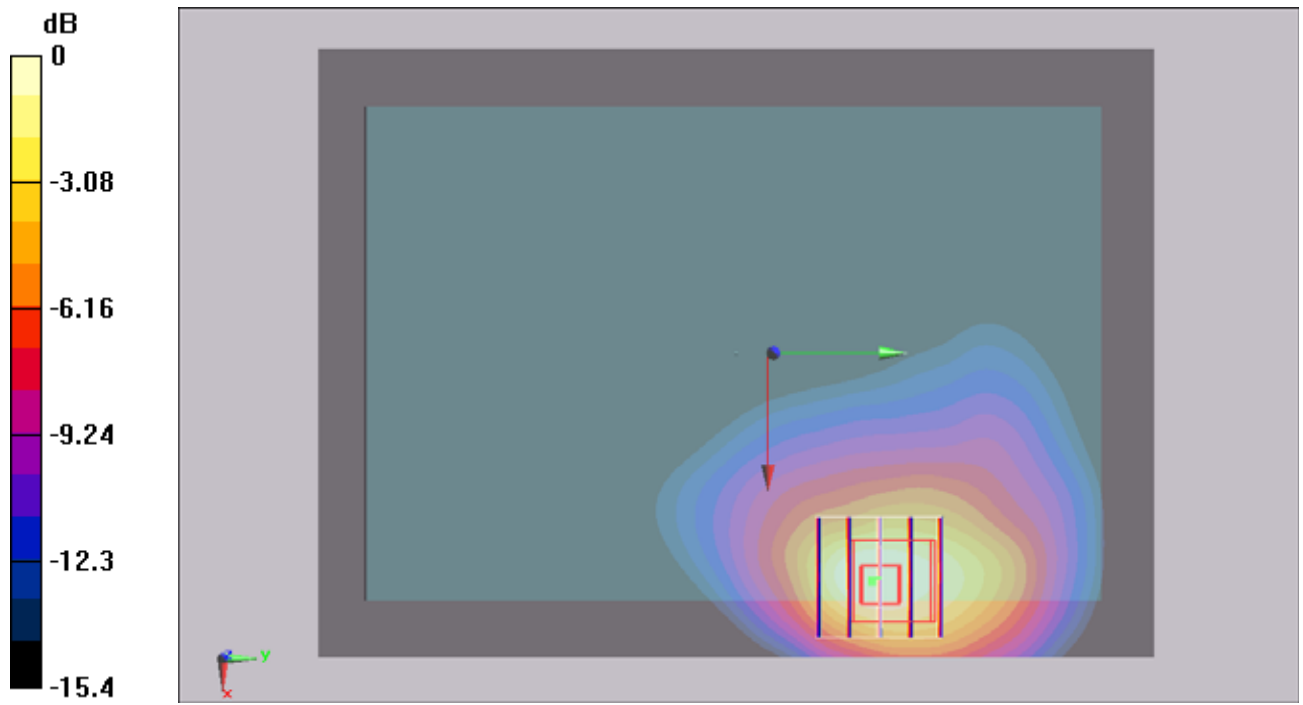
**Ch4132/Zoom Scan (5x5x7)/Cube 0:** Measurement grid: dx=8mm, dy=8mm, dz=5mm

Reference Value = 4.72 V/m; Power Drift = -0.092 dB

Peak SAR (extrapolated) = 3.05 W/kg

**SAR(1 g) = 1.3 mW/g; SAR(10 g) = 0.668 mW/g**

Maximum value of SAR (measured) = 1.44 mW/g



0 dB = 1.44mW/g



**#03 WCDMA V\_RMC12.2K\_Bottom Face\_0cm\_Ch4132\_Earphone\_2D**

**DUT: 1D0774**

Communication System: WCDMA; Frequency: 826.4 MHz; Duty Cycle: 1:1

Medium: MSL\_850\_111208 Medium parameters used:  $f = 826.4$  MHz;  $\sigma = 0.968$  mho/m;  $\epsilon_r = 53.3$ ;  $\rho = 1000$  kg/m<sup>3</sup>

Ambient Temperature : 22.3 ; Liquid Temperature : 21.3

DASY5 Configuration:

- Probe: ET3DV6 - SN1787; ConvF(6.22, 6.22, 6.22); Calibrated: 2011/5/20
- Sensor-Surface: 4mm (Mechanical Surface Detection)
- Electronics: DAE4 Sn1279; Calibrated: 2011/6/17
- Phantom: ELI 4.0\_Front; Type: QD 0VA 002 AA; Serial: TP-1131
- ; SEMCAD X Version 13.4 Build 125

**Ch4132/Area Scan (81x111x1):** Measurement grid: dx=20mm, dy=20mm

Maximum value of SAR (interpolated) = 1.63 mW/g

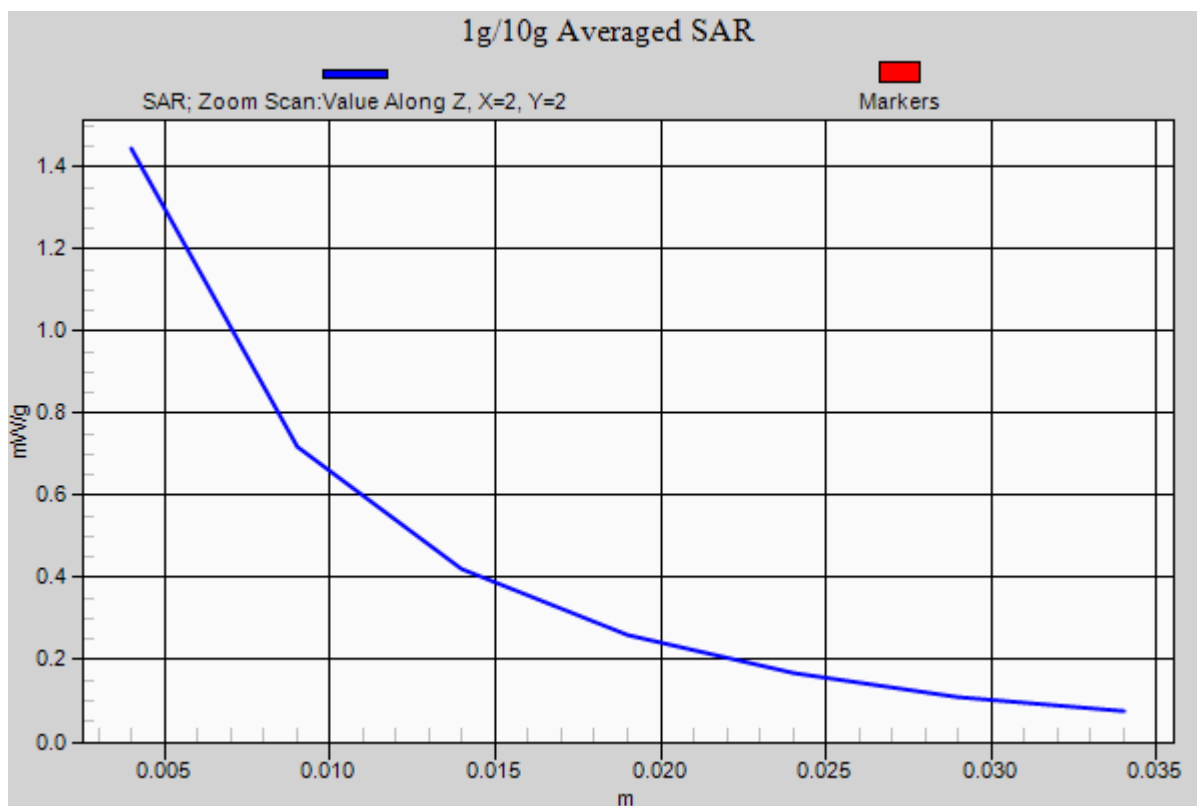
**Ch4132/Zoom Scan (5x5x7)/Cube 0:** Measurement grid: dx=8mm, dy=8mm, dz=5mm

Reference Value = 4.72 V/m; Power Drift = -0.092 dB

Peak SAR (extrapolated) = 3.05 W/kg

**SAR(1 g) = 1.3 mW/g; SAR(10 g) = 0.668 mW/g**

Maximum value of SAR (measured) = 1.44 mW/g



**#04 WCDMA V\_RMC12.2K\_Secondary Landscape\_0cm\_Ch4132**

**DUT: 1D0774**

Communication System: WCDMA; Frequency: 826.4 MHz; Duty Cycle: 1:1

Medium: MSL\_850\_111208 Medium parameters used:  $f = 826.4$  MHz;  $\sigma = 0.968$  mho/m;  $\epsilon_r = 53.3$ ;  $\rho = 1000$

kg/m<sup>3</sup>

Ambient Temperature : 22.3 ; Liquid Temperature : 21.3

DASY5 Configuration:

- Probe: ET3DV6 - SN1787; ConvF(6.22, 6.22, 6.22); Calibrated: 2011/5/20
- Sensor-Surface: 4mm (Mechanical Surface Detection)
- Electronics: DAE4 Sn1279; Calibrated: 2011/6/17
- Phantom: ELI 4.0\_Front; Type: QD 0VA 002 AA; Serial: TP-1131
- ; SEMCAD X Version 13.4 Build 125

**Ch4132/Area Scan (31x111x1):** Measurement grid: dx=20mm, dy=20mm

Maximum value of SAR (interpolated) = 0.578 mW/g

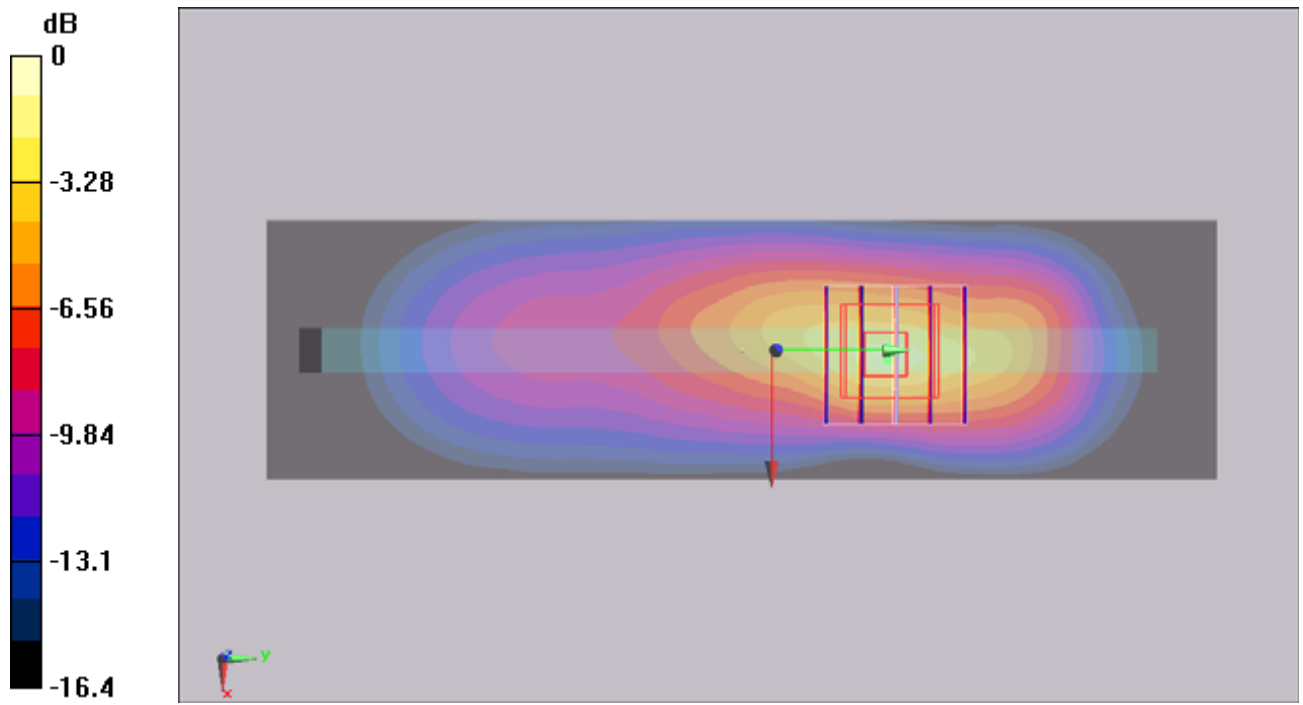
**Ch4132/Zoom Scan (5x5x7)/Cube 0:** Measurement grid: dx=8mm, dy=8mm, dz=5mm

Reference Value = 24 V/m; Power Drift = 0.086 dB

Peak SAR (extrapolated) = 1.69 W/kg

**SAR(1 g) = 0.749 mW/g; SAR(10 g) = 0.362 mW/g**

Maximum value of SAR (measured) = 0.879 mW/g



0 dB = 0.879mW/g

**#06 WCDMA V\_RMC12.2K\_Bottom Face\_0cm\_Ch4182\_Earphone**

**DUT: 1D0774**

Communication System: WCDMA; Frequency: 836.4 MHz; Duty Cycle: 1:1

Medium: MSL\_850\_111208 Medium parameters used:  $f = 836.4$  MHz;  $\sigma = 0.979$  mho/m;  $\epsilon_r = 53.2$ ;  $\rho = 1000$

kg/m<sup>3</sup>

Ambient Temperature : 22.3 ; Liquid Temperature : 21.3

DASY5 Configuration:

- Probe: ET3DV6 - SN1787; ConvF(6.22, 6.22, 6.22); Calibrated: 2011/5/20
- Sensor-Surface: 4mm (Mechanical Surface Detection)
- Electronics: DAE4 Sn1279; Calibrated: 2011/6/17
- Phantom: ELI 4.0\_Front; Type: QD 0VA 002 AA; Serial: TP-1131
- ; SEMCAD X Version 13.4 Build 125

**Ch4182/Area Scan (41x111x1):** Measurement grid: dx=20mm, dy=20mm

Maximum value of SAR (interpolated) = 1.43 mW/g

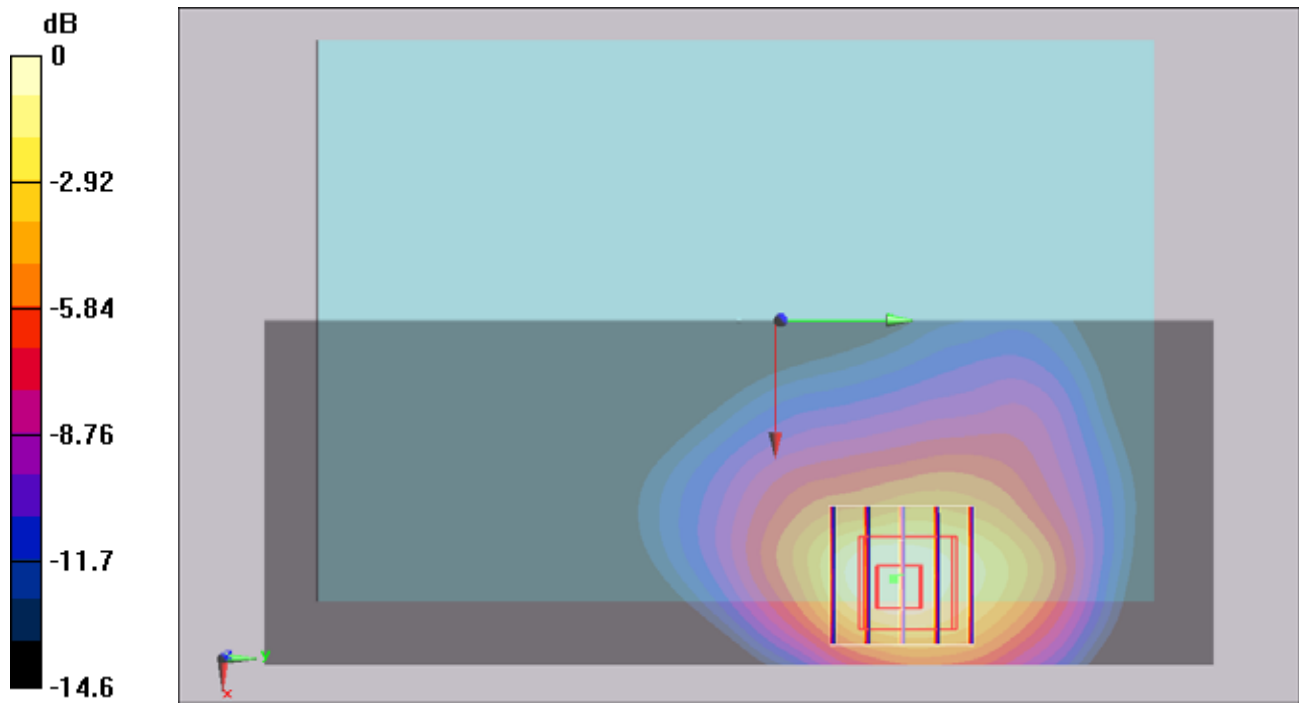
**Ch4182/Zoom Scan (5x5x7)/Cube 0:** Measurement grid: dx=8mm, dy=8mm, dz=5mm

Reference Value = 4.73 V/m; Power Drift = -0.116 dB

Peak SAR (extrapolated) = 2.44 W/kg

**SAR(1 g) = 1.19 mW/g; SAR(10 g) = 0.645 mW/g**

Maximum value of SAR (measured) = 1.27 mW/g



0 dB = 1.27mW/g

**#07 WCDMA V\_RMC12.2K\_Bottom Face\_0cm\_Ch4233\_Earphone**

**DUT: 1D0774**

Communication System: WCDMA; Frequency: 846.6 MHz; Duty Cycle: 1:1

Medium: MSL\_850\_111208 Medium parameters used:  $f = 847$  MHz;  $\sigma = 0.989$  mho/m;  $\epsilon_r = 53.1$ ;  $\rho = 1000$

kg/m<sup>3</sup>

Ambient Temperature : 22.3 ; Liquid Temperature : 21.3

DASY5 Configuration:

- Probe: ET3DV6 - SN1787; ConvF(6.22, 6.22, 6.22); Calibrated: 2011/5/20
- Sensor-Surface: 4mm (Mechanical Surface Detection)
- Electronics: DAE4 Sn1279; Calibrated: 2011/6/17
- Phantom: ELI 4.0\_Front; Type: QD 0VA 002 AA; Serial: TP-1131
- ; SEMCAD X Version 13.4 Build 125

**Ch4233/Area Scan (41x111x1):** Measurement grid: dx=20mm, dy=20mm

Maximum value of SAR (interpolated) = 1.44 mW/g

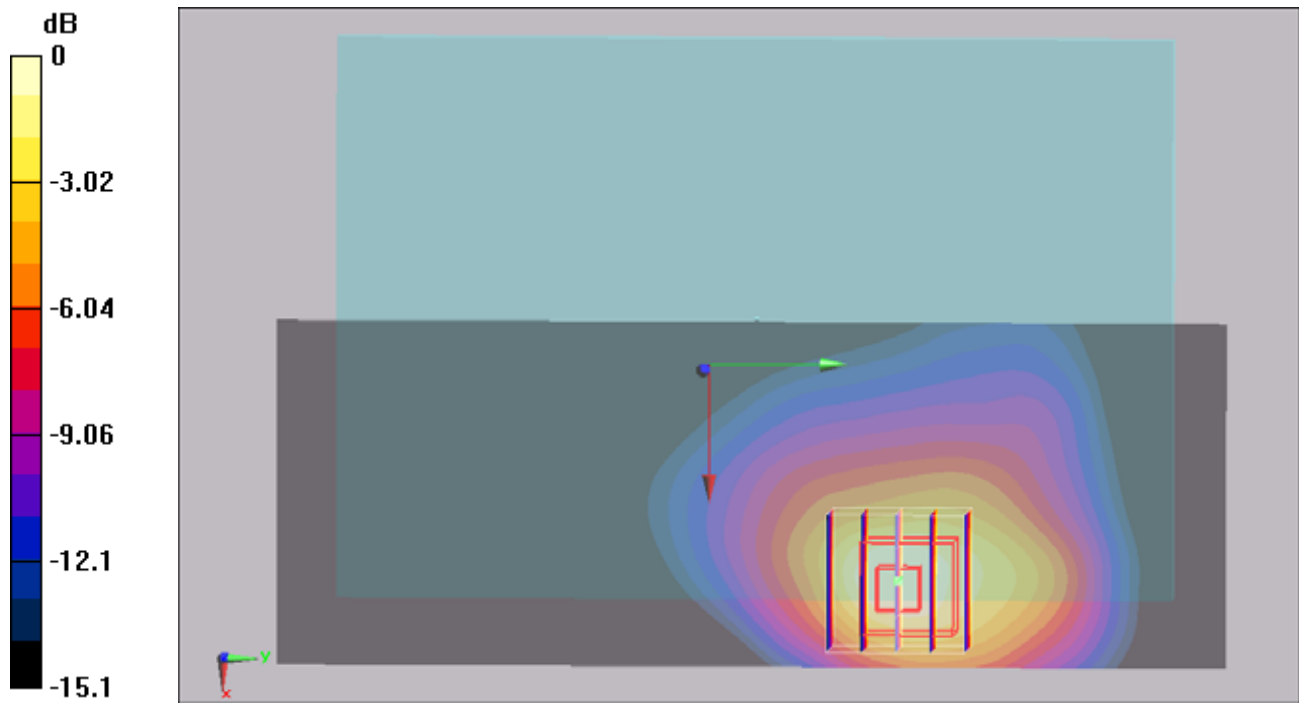
**Ch4233/Zoom Scan (5x5x7)/Cube 0:** Measurement grid: dx=8mm, dy=8mm, dz=5mm

Reference Value = 4.62 V/m; Power Drift = -0.156 dB

Peak SAR (extrapolated) = 2.77 W/kg

**SAR(1 g) = 1.21 mW/g; SAR(10 g) = 0.626 mW/g**

Maximum value of SAR (measured) = 1.25 mW/g



**#08 WCDMA II\_RMC12.2K\_Bottom Face\_1cm\_Ch9538\_Earphone**

**DUT: 1D0774**

Communication System: WCDMA; Frequency: 1907.6 MHz; Duty Cycle: 1:1

Medium: MSL\_1900\_111209 Medium parameters used:  $f = 1908$  MHz;  $\sigma = 1.52$  mho/m;  $\epsilon_r = 53.6$ ;  $\rho = 1000$

kg/m<sup>3</sup>

Ambient Temperature : 22.5 ; Liquid Temperature : 21.5

DASY5 Configuration:

- Probe: ET3DV6 - SN1787; ConvF(4.48, 4.48, 4.48); Calibrated: 2011/5/20
- Sensor-Surface: 4mm (Mechanical Surface Detection)
- Electronics: DAE4 Sn1279; Calibrated: 2011/6/17
- Phantom: ELI 4.0; Type: QDOVA001BA; Serial: 1029
- ; SEMCAD X Version 13.4 Build 125

**Ch9538/Area Scan (81x111x1):** Measurement grid: dx=20mm, dy=20mm

Maximum value of SAR (interpolated) = 0.605 mW/g

**Ch9538/Zoom Scan (5x5x7)/Cube 0:** Measurement grid: dx=8mm, dy=8mm, dz=5mm

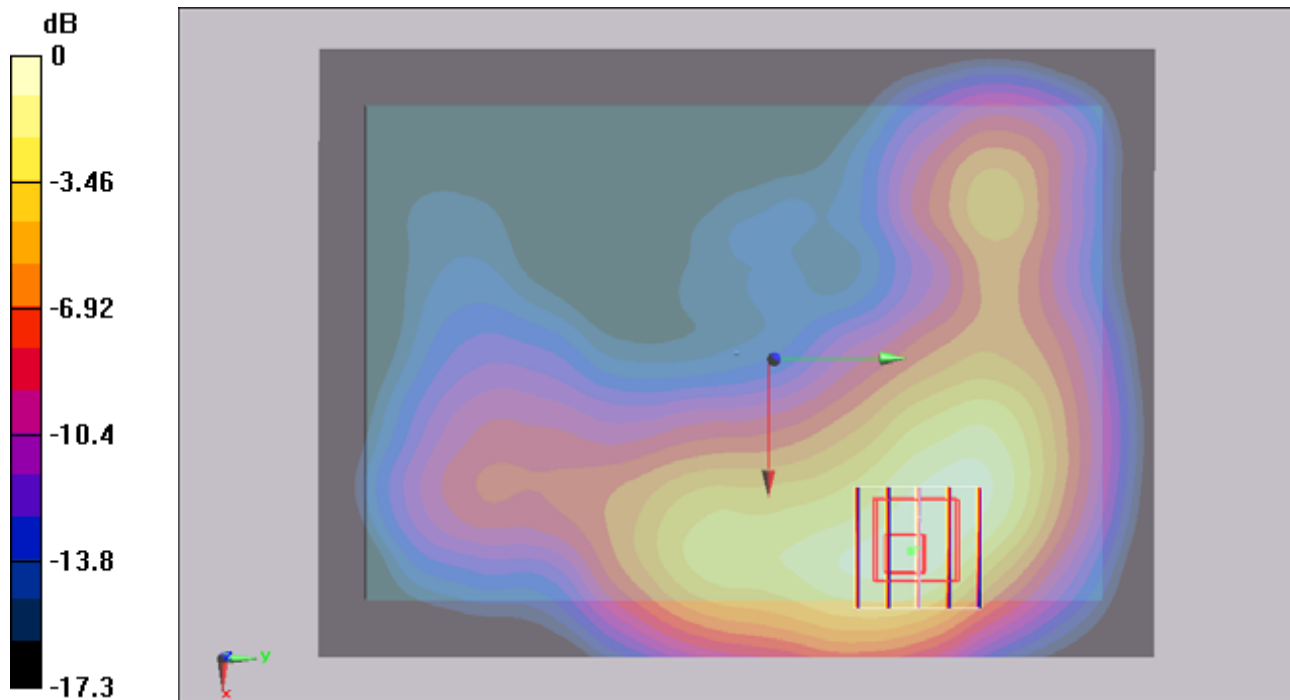
Reference Value = 3.9 V/m; Power Drift = -0.021 dB

Peak SAR (extrapolated) = 0.968 W/kg

**SAR(1 g) = 0.580 mW/g; SAR(10 g) = 0.342 mW/g**

Maximum value of SAR (measured) = 0.632 mW/g





0 dB = 0.632mW/g

**#09 WCDMA II\_RMC12.2K\_Secondary Landscape\_0.75cm\_Ch9538**

**DUT: 1D0774**

Communication System: WCDMA; Frequency: 1907.6 MHz; Duty Cycle: 1:1

Medium: MSL\_1900\_111209 Medium parameters used:  $f = 1908$  MHz;  $\sigma = 1.52$  mho/m;  $\epsilon_r = 53.6$ ;  $\rho = 1000$

kg/m<sup>3</sup>

Ambient Temperature : 22.5 ; Liquid Temperature : 21.5

DASY5 Configuration:

- Probe: ET3DV6 - SN1787; ConvF(4.48, 4.48, 4.48); Calibrated: 2011/5/20
- Sensor-Surface: 4mm (Mechanical Surface Detection)
- Electronics: DAE4 Sn1279; Calibrated: 2011/6/17
- Phantom: ELI 4.0; Type: QDOVA001BA; Serial: 1029
- ; SEMCAD X Version 13.4 Build 125

**Ch9538/Area Scan (31x111x1):** Measurement grid: dx=20mm, dy=20mm

Maximum value of SAR (interpolated) = 0.839 mW/g

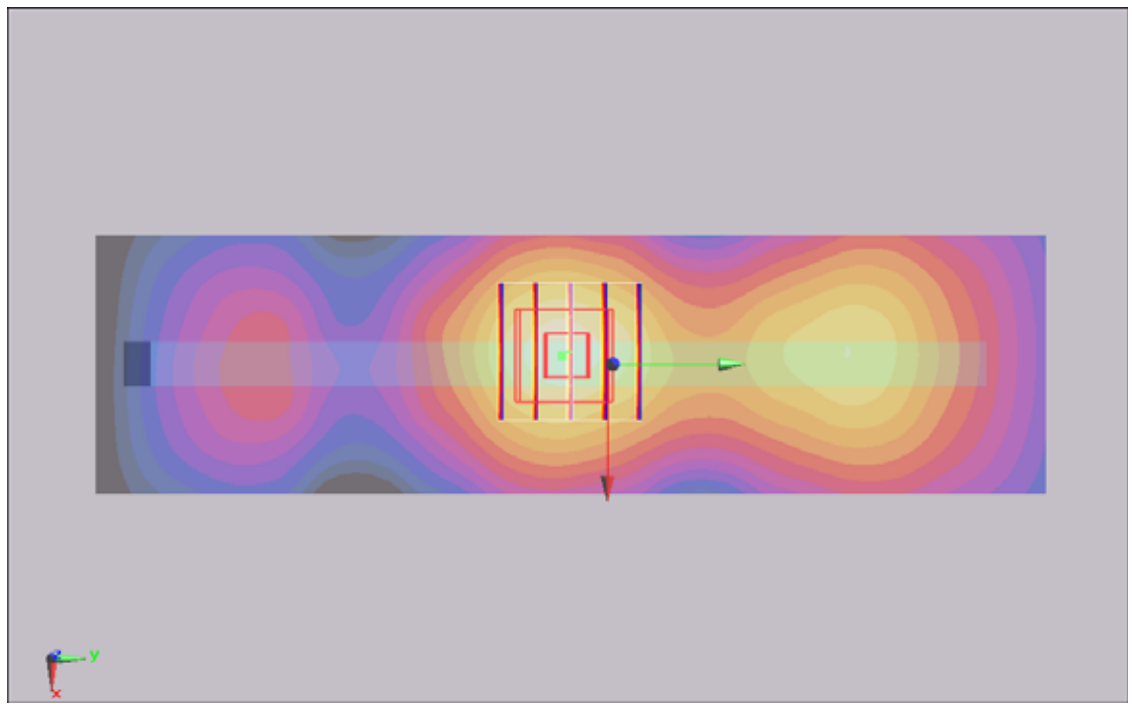
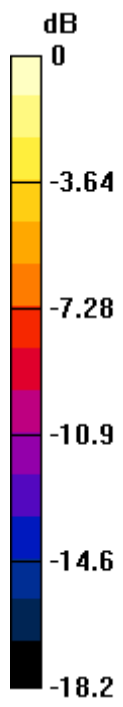
**Ch9538/Zoom Scan (5x5x7)/Cube 0:** Measurement grid: dx=8mm, dy=8mm, dz=5mm

Reference Value = 26 V/m; Power Drift = 0.00106 dB

Peak SAR (extrapolated) = 1.32 W/kg

**SAR(1 g) = 0.807 mW/g; SAR(10 g) = 0.455 mW/g**

Maximum value of SAR (measured) = 0.899 mW/g



0 dB = 0.899mW/g

**#12 WCDMA II\_RMC12.2K\_Primary Portrait\_0cm\_Ch9538\_Earphone**

**DUT: 1D0774**

Communication System: WCDMA; Frequency: 1907.6 MHz; Duty Cycle: 1:1

Medium: MSL\_1900\_111209 Medium parameters used:  $f = 1908$  MHz;  $\sigma = 1.52$  mho/m;  $\epsilon_r = 53.6$ ;  $\rho = 1000$

kg/m<sup>3</sup>

Ambient Temperature : 22.5 ; Liquid Temperature : 21.5

DASY5 Configuration:

- Probe: ET3DV6 - SN1787; ConvF(4.48, 4.48, 4.48); Calibrated: 2011/5/20
- Sensor-Surface: 4mm (Mechanical Surface Detection)
- Electronics: DAE4 Sn1279; Calibrated: 2011/6/17
- Phantom: ELI 4.0; Type: QDOVA001BA; Serial: 1029
- ; SEMCAD X Version 13.4 Build 125

**Ch9538/Area Scan (31x81x1):** Measurement grid: dx=20mm, dy=20mm

Maximum value of SAR (interpolated) = 0.131 mW/g

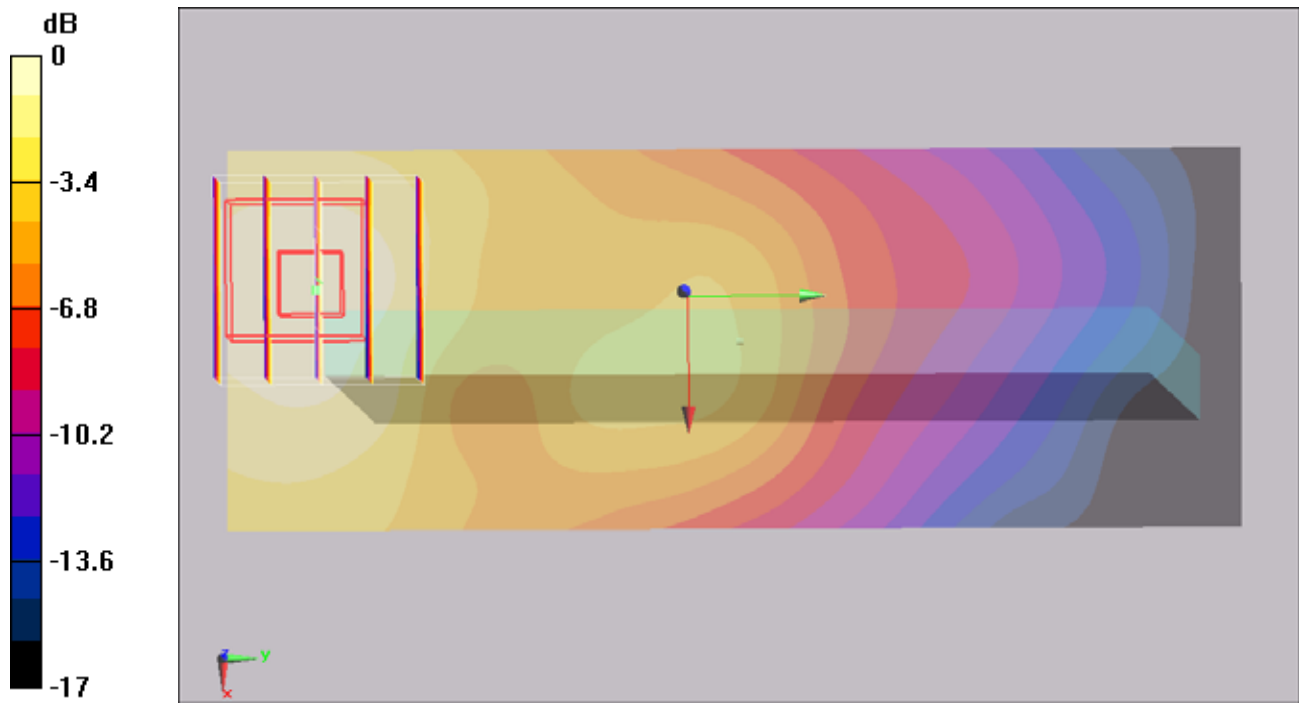
**Ch9538/Zoom Scan (5x5x7)/Cube 0:** Measurement grid: dx=8mm, dy=8mm, dz=5mm

Reference Value = 7.72 V/m; Power Drift = 0.028 dB

Peak SAR (extrapolated) = 0.219 W/kg

**SAR(1 g) = 0.127 mW/g; SAR(10 g) = 0.077 mW/g**

Maximum value of SAR (measured) = 0.137 mW/g



0 dB = 0.137mW/g

**#10 WCDMA II\_RMC12.2K\_Secondary Landscape\_0.75cm\_Ch9262**

**DUT: 1D0774**

Communication System: WCDMA; Frequency: 1852.4 MHz; Duty Cycle: 1:1

Medium: MSL\_1900\_111209 Medium parameters used:  $f = 1852.4$  MHz;  $\sigma = 1.48$  mho/m;  $\epsilon_r = 53.8$ ;  $\rho = 1000$

kg/m<sup>3</sup>

Ambient Temperature : 22.5 ; Liquid Temperature : 21.5

DASY5 Configuration:

- Probe: ET3DV6 - SN1787; ConvF(4.48, 4.48, 4.48); Calibrated: 2011/5/20
- Sensor-Surface: 4mm (Mechanical Surface Detection)
- Electronics: DAE4 Sn1279; Calibrated: 2011/6/17
- Phantom: ELI 4.0; Type: QDOVA001BA; Serial: 1029
- ; SEMCAD X Version 13.4 Build 125

**Ch9262/Area Scan (31x111x1):** Measurement grid: dx=20mm, dy=20mm

Maximum value of SAR (interpolated) = 0.547 mW/g

**Ch9262/Zoom Scan (5x5x7)/Cube 1:** Measurement grid: dx=8mm, dy=8mm, dz=5mm

Reference Value = 21.9 V/m; Power Drift = 0.141 dB

Peak SAR (extrapolated) = 0.890 W/kg

**SAR(1 g) = 0.569 mW/g; SAR(10 g) = 0.327 mW/g**

Maximum value of SAR (measured) = 0.631 mW/g

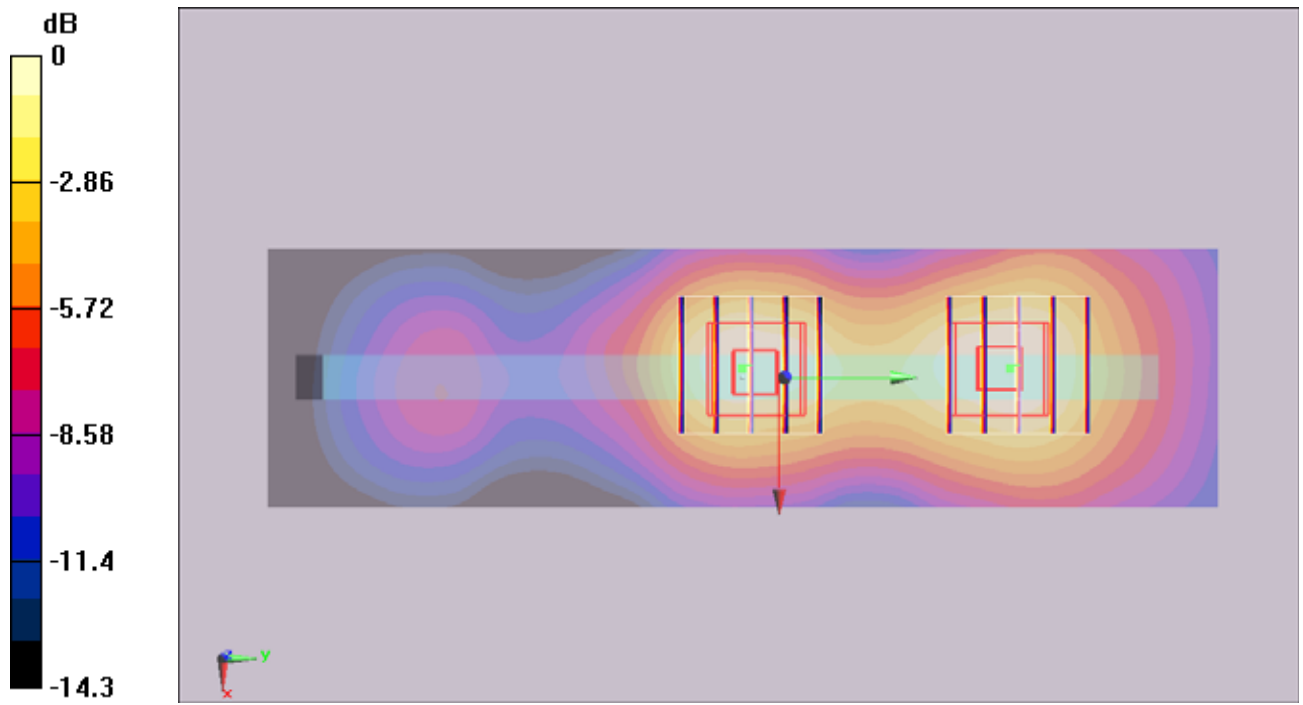
**Ch9262/Zoom Scan (5x5x7)/Cube 0:** Measurement grid: dx=8mm, dy=8mm, dz=5mm

Reference Value = 21.9 V/m; Power Drift = 0.141 dB

Peak SAR (extrapolated) = 0.718 W/kg

**SAR(1 g) = 0.482 mW/g; SAR(10 g) = 0.303 mW/g**

Maximum value of SAR (measured) = 0.519 mW/g



0 dB = 0.519mW/g

**#11 WCDMA II\_RMC12.2K\_Secondary Landscape\_0.75cm\_Ch9400**

**DUT: 1D0774**

Communication System: WCDMA; Frequency: 1880 MHz; Duty Cycle: 1:1

Medium: MSL\_1900\_111209 Medium parameters used:  $f = 1880$  MHz;  $\sigma = 1.5$  mho/m;  $\epsilon_r = 53.7$ ;  $\rho = 1000$

kg/m<sup>3</sup>

Ambient Temperature : 22.5 ; Liquid Temperature : 21.5

DASY5 Configuration:

- Probe: ET3DV6 - SN1787; ConvF(4.48, 4.48, 4.48); Calibrated: 2011/5/20
- Sensor-Surface: 4mm (Mechanical Surface Detection)
- Electronics: DAE4 Sn1279; Calibrated: 2011/6/17
- Phantom: ELI 4.0; Type: QDOVA001BA; Serial: 1029
- ; SEMCAD X Version 13.4 Build 125

**Ch9400/Area Scan (31x111x1):** Measurement grid: dx=20mm, dy=20mm

Maximum value of SAR (interpolated) = 0.608 mW/g

**Ch9400/Zoom Scan (5x5x7)/Cube 0:** Measurement grid: dx=8mm, dy=8mm, dz=5mm

Reference Value = 22.9 V/m; Power Drift = 0.062 dB

Peak SAR (extrapolated) = 0.961 W/kg

**SAR(1 g) = 0.612 mW/g; SAR(10 g) = 0.350 mW/g**

Maximum value of SAR (measured) = 0.683 mW/g

**Ch9400/Zoom Scan (5x5x7)/Cube 1:** Measurement grid: dx=8mm, dy=8mm, dz=5mm

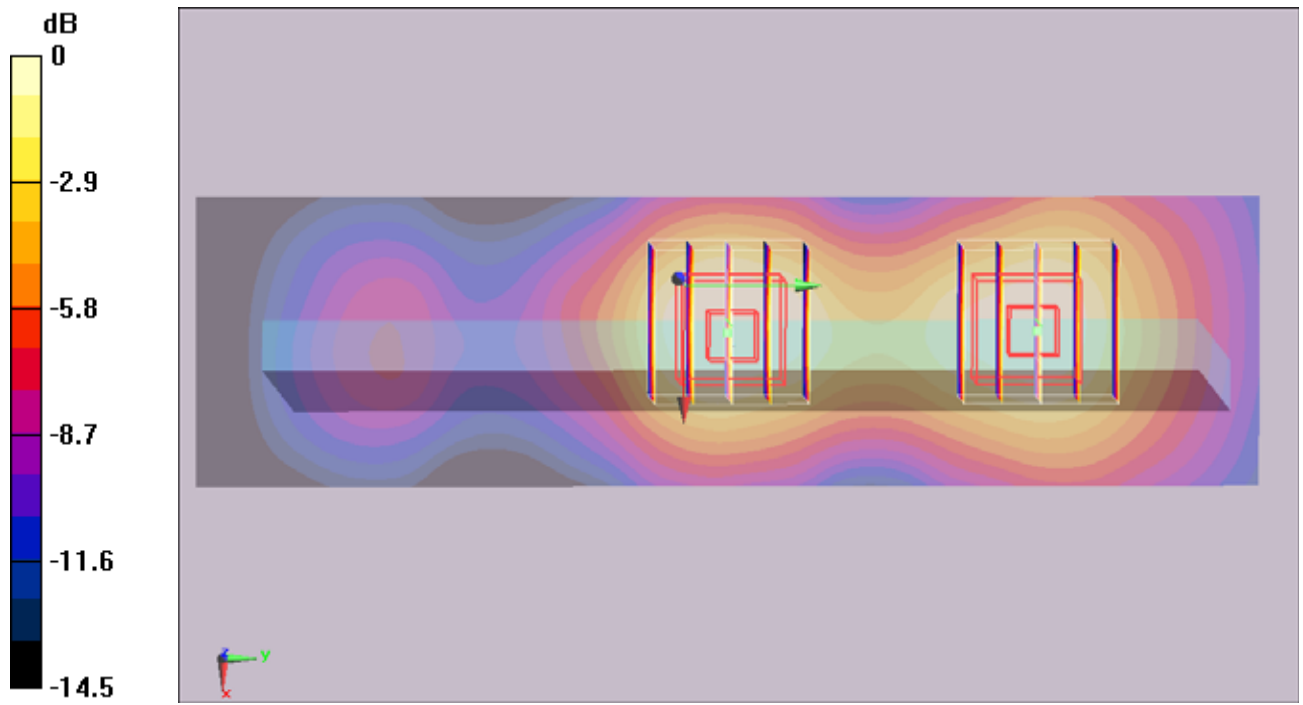
Reference Value = 22.9 V/m; Power Drift = 0.062 dB

Peak SAR (extrapolated) = 0.681 W/kg

**SAR(1 g) = 0.451 mW/g; SAR(10 g) = 0.281 mW/g**

Maximum value of SAR (measured) = 0.486 mW/g





0 dB = 0.486mW/g

**#13 WCDMA II\_RMC12.2K\_Bottom Face\_0cm\_Ch9538\_Earphone**

**DUT: 1D0774**

Communication System: WCDMA; Frequency: 1907.6 MHz; Duty Cycle: 1:1

Medium: MSL\_1900\_111209 Medium parameters used:  $f = 1908$  MHz;  $\sigma = 1.52$  mho/m;  $\epsilon_r = 53.6$ ;  $\rho = 1000$

kg/m<sup>3</sup>

Ambient Temperature : 22.5 ; Liquid Temperature : 21.5

DASY5 Configuration:

- Probe: ET3DV6 - SN1787; ConvF(4.48, 4.48, 4.48); Calibrated: 2011/5/20
- Sensor-Surface: 4mm (Mechanical Surface Detection)
- Electronics: DAE4 Sn1279; Calibrated: 2011/6/17
- Phantom: ELI 4.0; Type: QDOVA001BA; Serial: 1029
- ; SEMCAD X Version 13.4 Build 125

**Ch9538/Area Scan (81x111x1):** Measurement grid: dx=20mm, dy=20mm

Maximum value of SAR (interpolated) = 1.41 mW/g

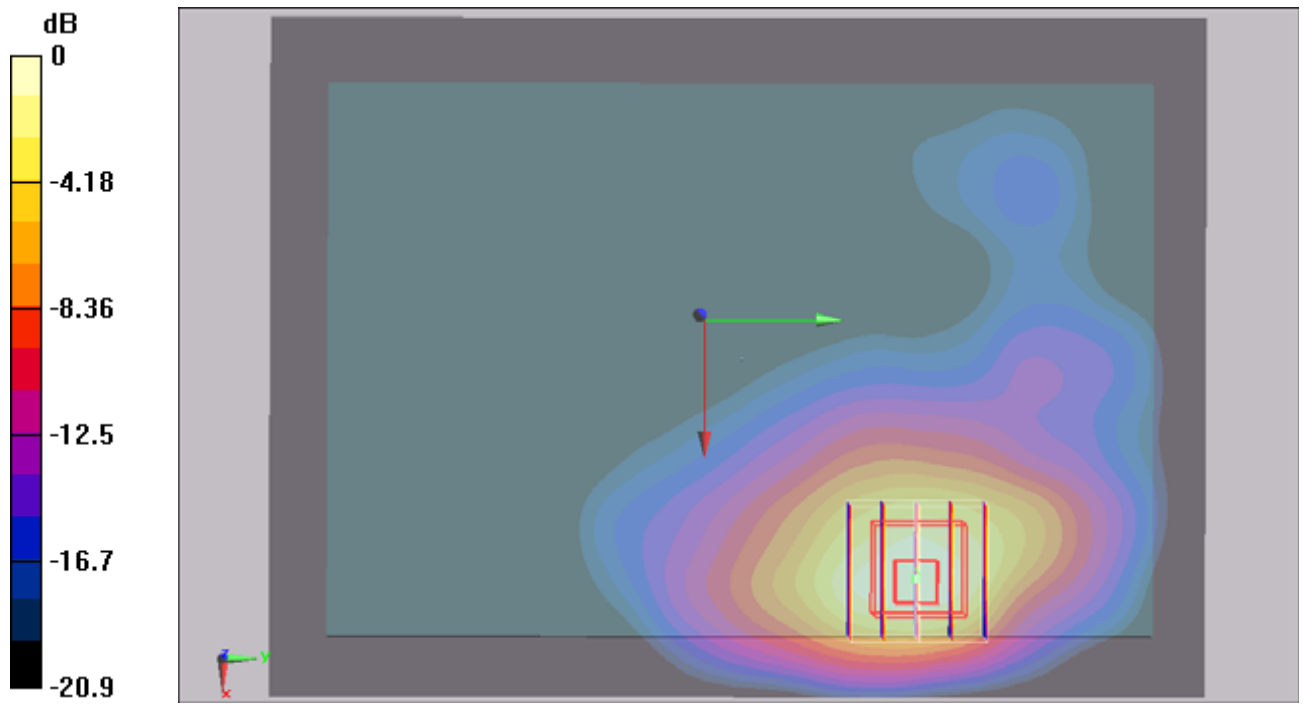
**Ch9538/Zoom Scan (5x5x7)/Cube 0:** Measurement grid: dx=8mm, dy=8mm, dz=5mm

Reference Value = 2.58 V/m; Power Drift = -0.173 dB

Peak SAR (extrapolated) = 2.28 W/kg

**SAR(1 g) = 1.14 mW/g; SAR(10 g) = 0.587 mW/g**

Maximum value of SAR (measured) = 1.25 mW/g



0 dB = 1.25mW/g

**#14 WCDMA II\_RMC12.2K\_Secondary Landscape\_0cm\_Ch9538**

**DUT: 1D0774**

Communication System: WCDMA; Frequency: 1907.6 MHz; Duty Cycle: 1:1

Medium: MSL\_1900\_111209 Medium parameters used:  $f = 1908$  MHz;  $\sigma = 1.52$  mho/m;  $\epsilon_r = 53.6$ ;  $\rho = 1000$

kg/m<sup>3</sup>

Ambient Temperature : 22.5 ; Liquid Temperature : 21.5

DASY5 Configuration:

- Probe: ET3DV6 - SN1787; ConvF(4.48, 4.48, 4.48); Calibrated: 2011/5/20
- Sensor-Surface: 4mm (Mechanical Surface Detection)
- Electronics: DAE4 Sn1279; Calibrated: 2011/6/17
- Phantom: ELI 4.0; Type: QDOVA001BA; Serial: 1029
- ; SEMCAD X Version 13.4 Build 125

**Ch9538/Area Scan (31x111x1):** Measurement grid: dx=20mm, dy=20mm

Maximum value of SAR (interpolated) = 0.509 mW/g

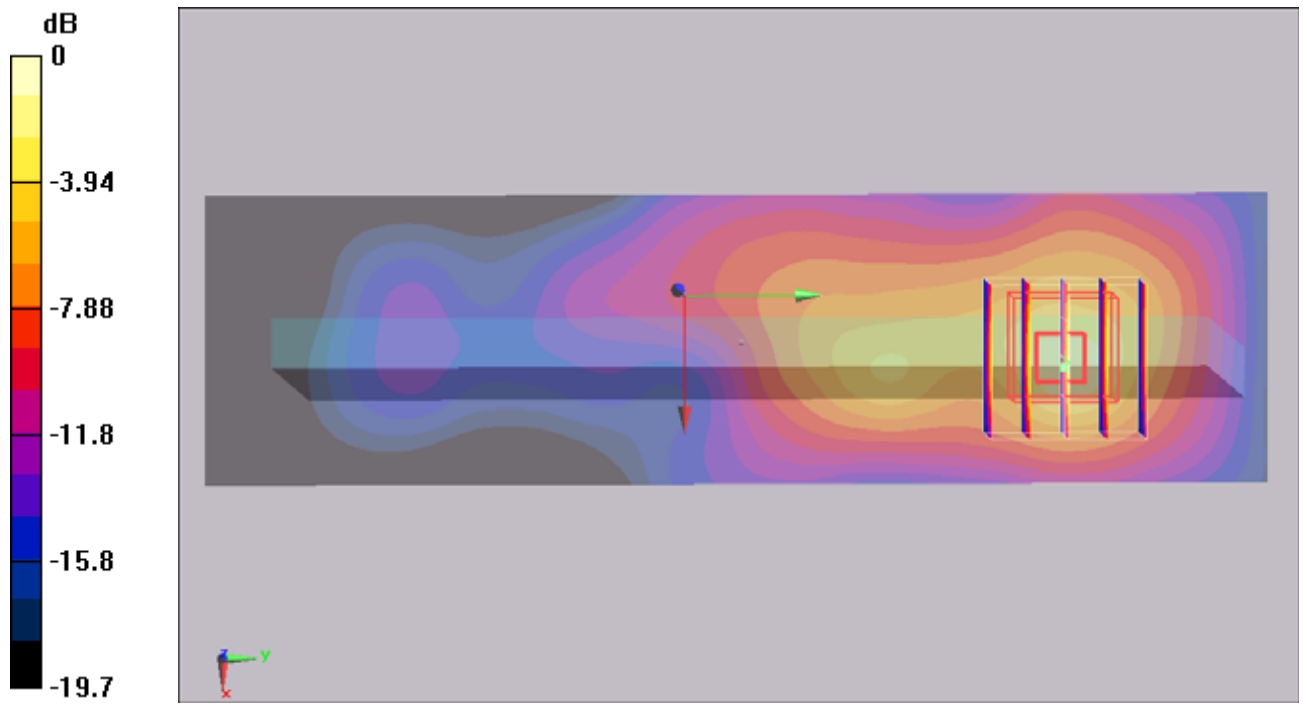
**Ch9538/Zoom Scan (5x5x7)/Cube 0:** Measurement grid: dx=8mm, dy=8mm, dz=5mm

Reference Value = 21.6 V/m; Power Drift = -0.156 dB

Peak SAR (extrapolated) = 1.07 W/kg

**SAR(1 g) = 0.581 mW/g; SAR(10 g) = 0.286 mW/g**

Maximum value of SAR (measured) = 0.707 mW/g



0 dB = 0.707mW/g

**#15 WCDMA II\_RMC12.2K\_Bottom Face\_0cm\_Ch9262\_Earphone**

**DUT: 1D0774**

Communication System: WCDMA; Frequency: 1852.4 MHz; Duty Cycle: 1:1

Medium: MSL\_1900\_111209 Medium parameters used:  $f = 1852.4$  MHz;  $\sigma = 1.48$  mho/m;  $\epsilon_r = 53.8$ ;  $\rho = 1000$

kg/m<sup>3</sup>

Ambient Temperature : 22.5 ; Liquid Temperature : 21.5

DASY5 Configuration:

- Probe: ET3DV6 - SN1787; ConvF(4.48, 4.48, 4.48); Calibrated: 2011/5/20
- Sensor-Surface: 4mm (Mechanical Surface Detection)
- Electronics: DAE4 Sn1279; Calibrated: 2011/6/17
- Phantom: ELI 4.0; Type: QDOVA001BA; Serial: 1029
- ; SEMCAD X Version 13.4 Build 125

**Ch9262/Area Scan (41x111x1):** Measurement grid: dx=20mm, dy=20mm

Maximum value of SAR (interpolated) = 1.45 mW/g

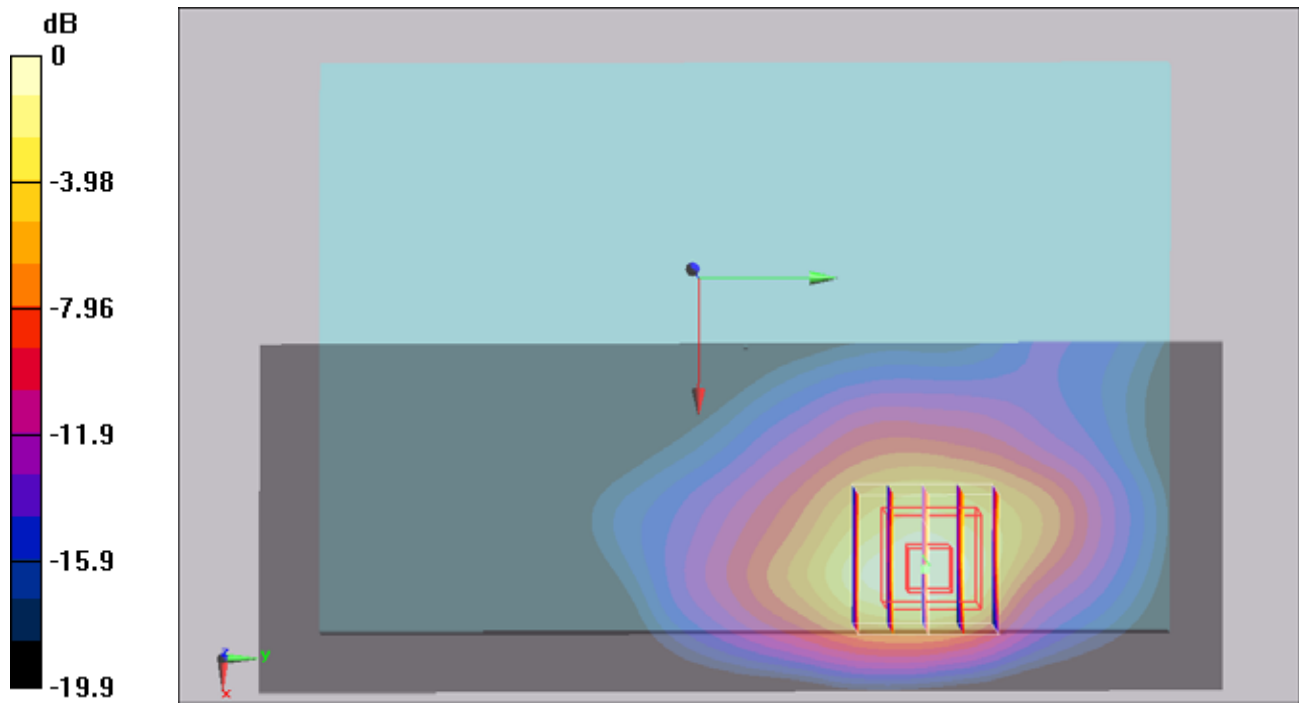
**Ch9262/Zoom Scan (5x5x7)/Cube 0:** Measurement grid: dx=8mm, dy=8mm, dz=5mm

Reference Value = 2.62 V/m; Power Drift = -0.123 dB

Peak SAR (extrapolated) = 2.17 W/kg

**SAR(1 g) = 1.15 mW/g; SAR(10 g) = 0.591 mW/g**

Maximum value of SAR (measured) = 1.27 mW/g



0 dB = 1.27mW/g

**#15 WCDMA II\_RMC12.2K\_Bottom Face\_0cm\_Ch9262\_Earphone\_2D**

**DUT: 1D0774**

Communication System: WCDMA; Frequency: 1852.4 MHz; Duty Cycle: 1:1

Medium: MSL\_1900\_111209 Medium parameters used:  $f = 1852.4$  MHz;  $\sigma = 1.48$  mho/m;  $\epsilon_r = 53.8$ ;  $\rho = 1000$

kg/m<sup>3</sup>

Ambient Temperature : 22.5 ; Liquid Temperature : 21.5

DASY5 Configuration:

- Probe: ET3DV6 - SN1787; ConvF(4.48, 4.48, 4.48); Calibrated: 2011/5/20
- Sensor-Surface: 4mm (Mechanical Surface Detection)
- Electronics: DAE4 Sn1279; Calibrated: 2011/6/17
- Phantom: ELI 4.0; Type: QDOVA001BA; Serial: 1029
- ; SEMCAD X Version 13.4 Build 125

**Ch9262/Area Scan (41x111x1):** Measurement grid: dx=20mm, dy=20mm

Maximum value of SAR (interpolated) = 1.45 mW/g

**Ch9262/Zoom Scan (5x5x7)/Cube 0:** Measurement grid: dx=8mm, dy=8mm, dz=5mm

Reference Value = 2.62 V/m; Power Drift = -0.123 dB

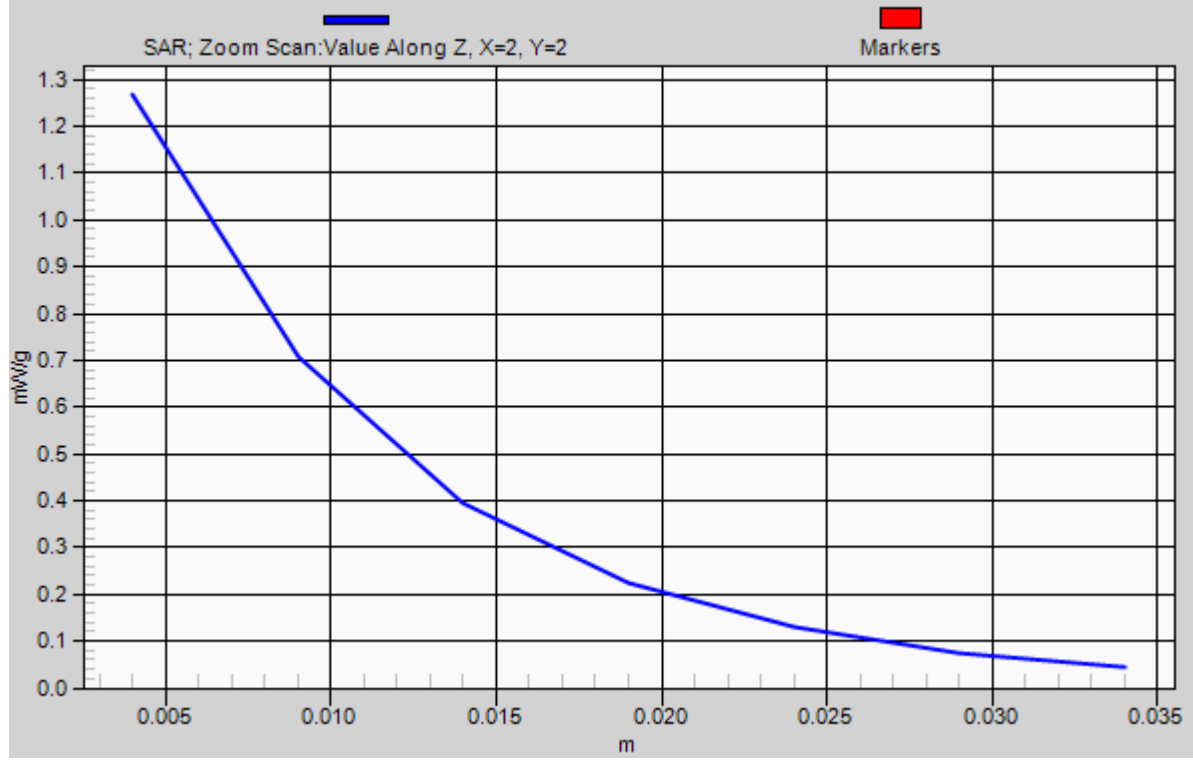
Peak SAR (extrapolated) = 2.17 W/kg

**SAR(1 g) = 1.15 mW/g; SAR(10 g) = 0.591 mW/g**

Maximum value of SAR (measured) = 1.27 mW/g



# 1g/10g Averaged SAR



**#16 WCDMA II\_RMC12.2K\_Bottom Face\_0cm\_Ch9400\_Earphone**

**DUT: 1D0774**

Communication System: WCDMA; Frequency: 1880 MHz; Duty Cycle: 1:1

Medium: MSL\_1900\_111209 Medium parameters used:  $f = 1880$  MHz;  $\sigma = 1.5$  mho/m;  $\epsilon_r = 53.7$ ;  $\rho = 1000$

kg/m<sup>3</sup>

Ambient Temperature : 22.5 ; Liquid Temperature : 21.5

DASY5 Configuration:

- Probe: ET3DV6 - SN1787; ConvF(4.48, 4.48, 4.48); Calibrated: 2011/5/20
- Sensor-Surface: 4mm (Mechanical Surface Detection)
- Electronics: DAE4 Sn1279; Calibrated: 2011/6/17
- Phantom: ELI 4.0; Type: QDOVA001BA; Serial: 1029
- ; SEMCAD X Version 13.4 Build 125

**Ch9400/Area Scan (41x111x1):** Measurement grid: dx=20mm, dy=20mm

Maximum value of SAR (interpolated) = 1.26 mW/g

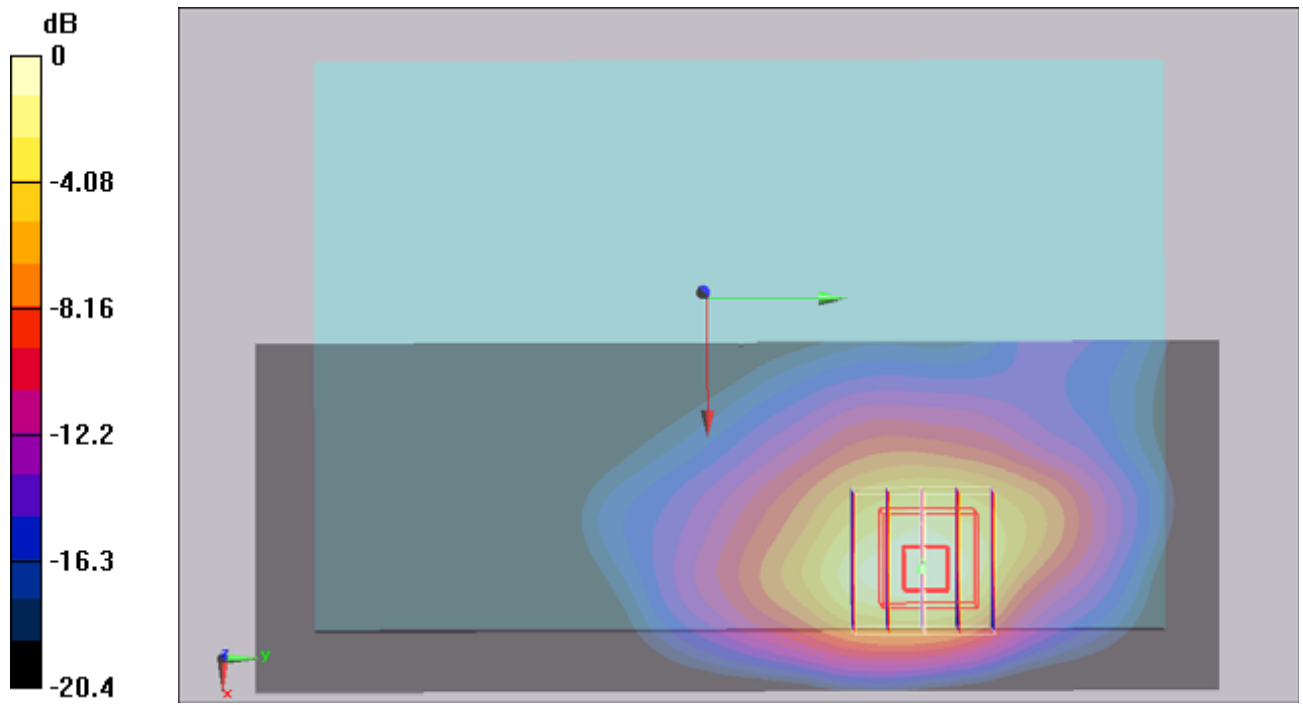
**Ch9400/Zoom Scan (5x5x7)/Cube 0:** Measurement grid: dx=8mm, dy=8mm, dz=5mm

Reference Value = 2.4 V/m; Power Drift = 0.165 dB

Peak SAR (extrapolated) = 1.96 W/kg

**SAR(1 g) = 1.03 mW/g; SAR(10 g) = 0.533 mW/g**

Maximum value of SAR (measured) = 1.14 mW/g



0 dB = 1.14mW/g

**#51 LTE Band 17\_QPSK(25-13)\_Bottom Face\_1cm\_Ch23790\_10M\_Earphone**

**DUT: 1D0774**

Communication System: LTE; Frequency: 710 MHz; Duty Cycle: 1:1

Medium: MSL\_750\_111212 Medium parameters used:  $f = 710$  MHz;  $\sigma = 0.938$  mho/m;  $\epsilon_r = 55.3$ ;  $\rho = 1000$  kg/m<sup>3</sup>

Ambient Temperature : 22.4 °C; Liquid Temperature : 21.4 °C

DASY5 Configuration:

- Probe: ET3DV6 - SN1787; ConvF(6.35, 6.35, 6.35); Calibrated: 2011/5/20
- Sensor-Surface: 4mm (Mechanical Surface Detection)
- Electronics: DAE4 Sn1279; Calibrated: 2011/6/17
- Phantom: ELI 4.0\_Front; Type: QD 0VA 002 AA; Serial: TP-1131
- ; SEMCAD X Version 13.4 Build 125

**Ch23790/Area Scan (81x111x1):** Measurement grid: dx=20mm, dy=20mm

Maximum value of SAR (interpolated) = 0.573 mW/g

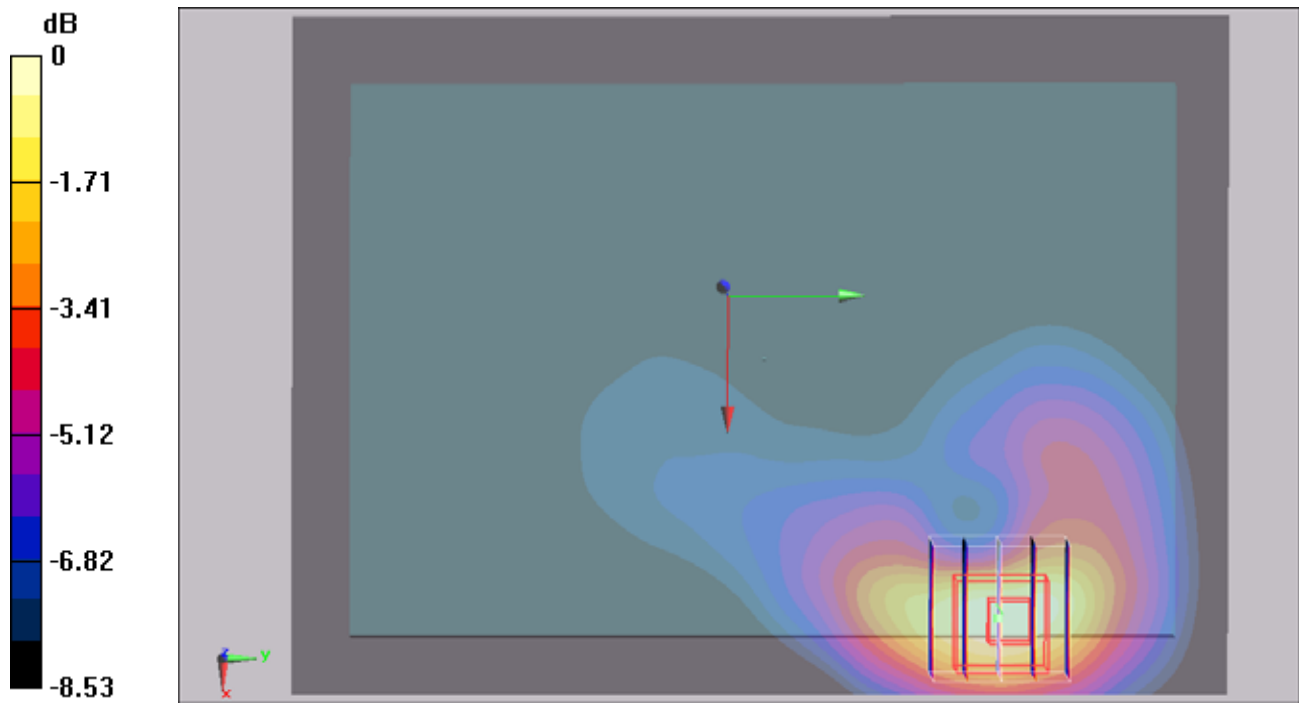
**Ch23790/Zoom Scan (5x5x7)/Cube 0:** Measurement grid: dx=8mm, dy=8mm, dz=5mm

Reference Value = 9.91 V/m; Power Drift = 0.050 dB

Peak SAR (extrapolated) = 0.848 W/kg

**SAR(1 g) = 0.532 mW/g; SAR(10 g) = 0.331 mW/g**

Maximum value of SAR (measured) = 0.576 mW/g



0 dB = 0.576mW/g

**#52 LTE Band 17\_QPSK(1-0)\_Bottom Face\_1cm\_Ch23790\_10M\_Earphone**

**DUT: 1D0774**

Communication System: LTE; Frequency: 710 MHz; Duty Cycle: 1:1

Medium: MSL\_750\_111212 Medium parameters used:  $f = 710$  MHz;  $\sigma = 0.938$  mho/m;  $\epsilon_r = 55.3$ ;  $\rho = 1000$  kg/m<sup>3</sup>

Ambient Temperature : 22.4 °C; Liquid Temperature : 21.4 °C

DASY5 Configuration:

- Probe: ET3DV6 - SN1787; ConvF(6.35, 6.35, 6.35); Calibrated: 2011/5/20
- Sensor-Surface: 4mm (Mechanical Surface Detection)
- Electronics: DAE4 Sn1279; Calibrated: 2011/6/17
- Phantom: ELI 4.0\_Front; Type: QD 0VA 002 AA; Serial: TP-1131
- ; SEMCAD X Version 13.4 Build 125

**Ch23790/Area Scan (41x111x1):** Measurement grid: dx=20mm, dy=20mm

Maximum value of SAR (interpolated) = 0.620 mW/g

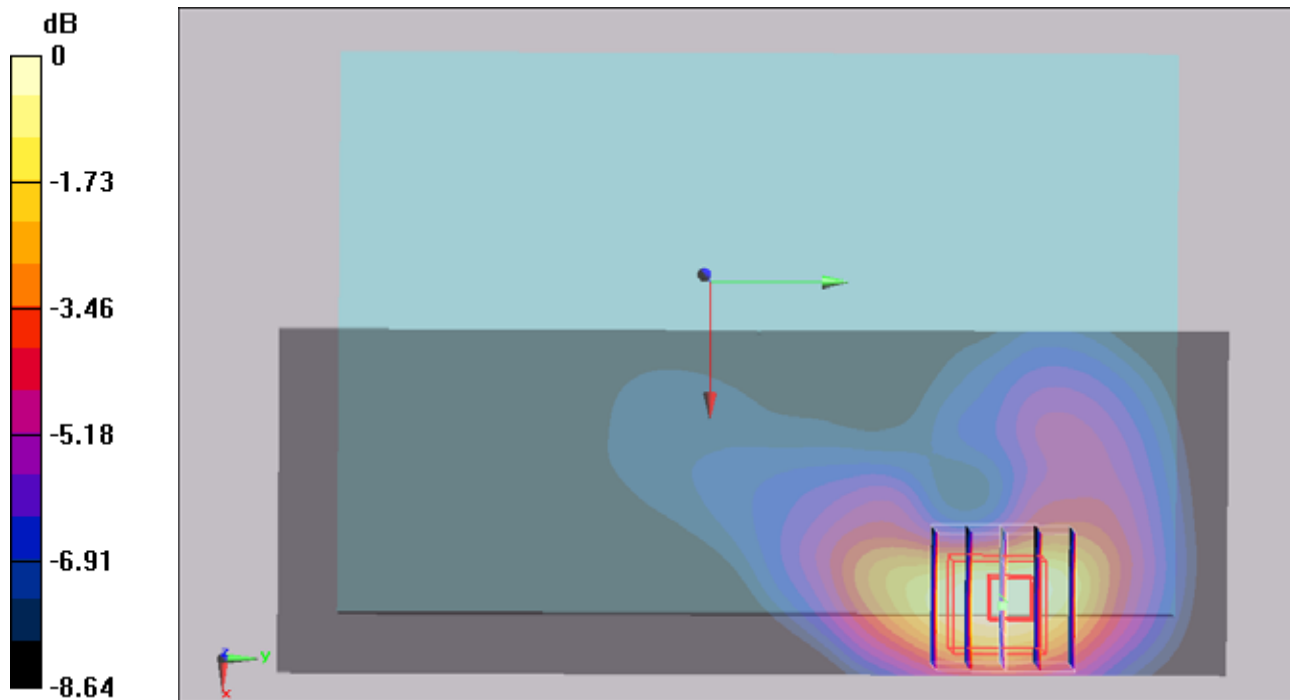
**Ch23790/Zoom Scan (5x5x7)/Cube 0:** Measurement grid: dx=8mm, dy=8mm, dz=5mm

Reference Value = 9.88 V/m; Power Drift = 0.128 dB

Peak SAR (extrapolated) = 0.944 W/kg

**SAR(1 g) = 0.573 mW/g; SAR(10 g) = 0.349 mW/g**

Maximum value of SAR (measured) = 0.624 mW/g



0 dB = 0.624mW/g

**#53 LTE Band 17\_QPSK(1-49)\_Bottom Face\_1cm\_Ch23790\_10M\_Earphone**

**DUT: 1D0774**

Communication System: LTE; Frequency: 710 MHz; Duty Cycle: 1:1

Medium: MSL\_750\_111212 Medium parameters used:  $f = 710$  MHz;  $\sigma = 0.938$  mho/m;  $\epsilon_r = 55.3$ ;  $\rho = 1000$  kg/m<sup>3</sup>

Ambient Temperature : 22.4 °C; Liquid Temperature : 21.4 °C

DASY5 Configuration:

- Probe: ET3DV6 - SN1787; ConvF(6.35, 6.35, 6.35); Calibrated: 2011/5/20
- Sensor-Surface: 4mm (Mechanical Surface Detection)
- Electronics: DAE4 Sn1279; Calibrated: 2011/6/17
- Phantom: ELI 4.0\_Front; Type: QD 0VA 002 AA; Serial: TP-1131
- ; SEMCAD X Version 13.4 Build 125

**Ch23790/Area Scan (41x111x1):** Measurement grid: dx=20mm, dy=20mm

Maximum value of SAR (interpolated) = 0.801 mW/g

**Ch23790/Zoom Scan (5x5x7)/Cube 0:** Measurement grid: dx=8mm, dy=8mm, dz=5mm

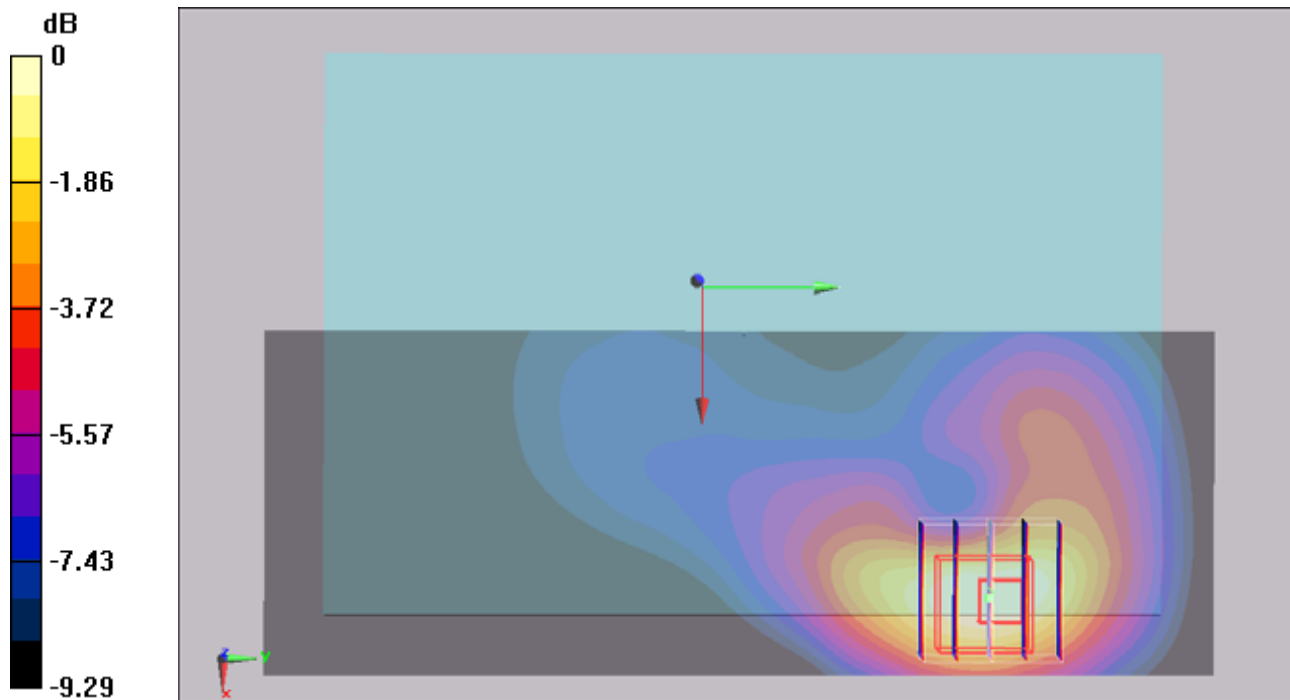
Reference Value = 11.5 V/m; Power Drift = 0.00461 dB

Peak SAR (extrapolated) = 1.13 W/kg

**SAR(1 g) = 0.727 mW/g; SAR(10 g) = 0.455 mW/g**

Maximum value of SAR (measured) = 0.781 mW/g





0 dB = 0.781mW/g

**#54 LTE Band 17\_QPSK(25-13)\_Secondary Landscape\_0.75cm\_Ch23790\_10M**

**DUT: 1D0774**

Communication System: LTE; Frequency: 710 MHz; Duty Cycle: 1:1

Medium: MSL\_750\_111212 Medium parameters used:  $f = 710 \text{ MHz}$ ;  $\sigma = 0.938 \text{ mho/m}$ ;  $\epsilon_r = 55.3$ ;  $\rho = 1000 \text{ kg/m}^3$

Ambient Temperature :  $22.4 \text{ }^\circ\text{C}$ ; Liquid Temperature :  $21.4 \text{ }^\circ\text{C}$

DASY5 Configuration:

- Probe: ET3DV6 - SN1787; ConvF(6.35, 6.35, 6.35); Calibrated: 2011/5/20
- Sensor-Surface: 4mm (Mechanical Surface Detection)
- Electronics: DAE4 Sn1279; Calibrated: 2011/6/17
- Phantom: ELI 4.0\_Front; Type: QD 0VA 002 AA; Serial: TP-1131
- ; SEMCAD X Version 13.4 Build 125

**Ch23790/Area Scan (21x11x1):** Measurement grid:  $dx=20\text{mm}$ ,  $dy=20\text{mm}$

Maximum value of SAR (interpolated) =  $0.556 \text{ mW/g}$

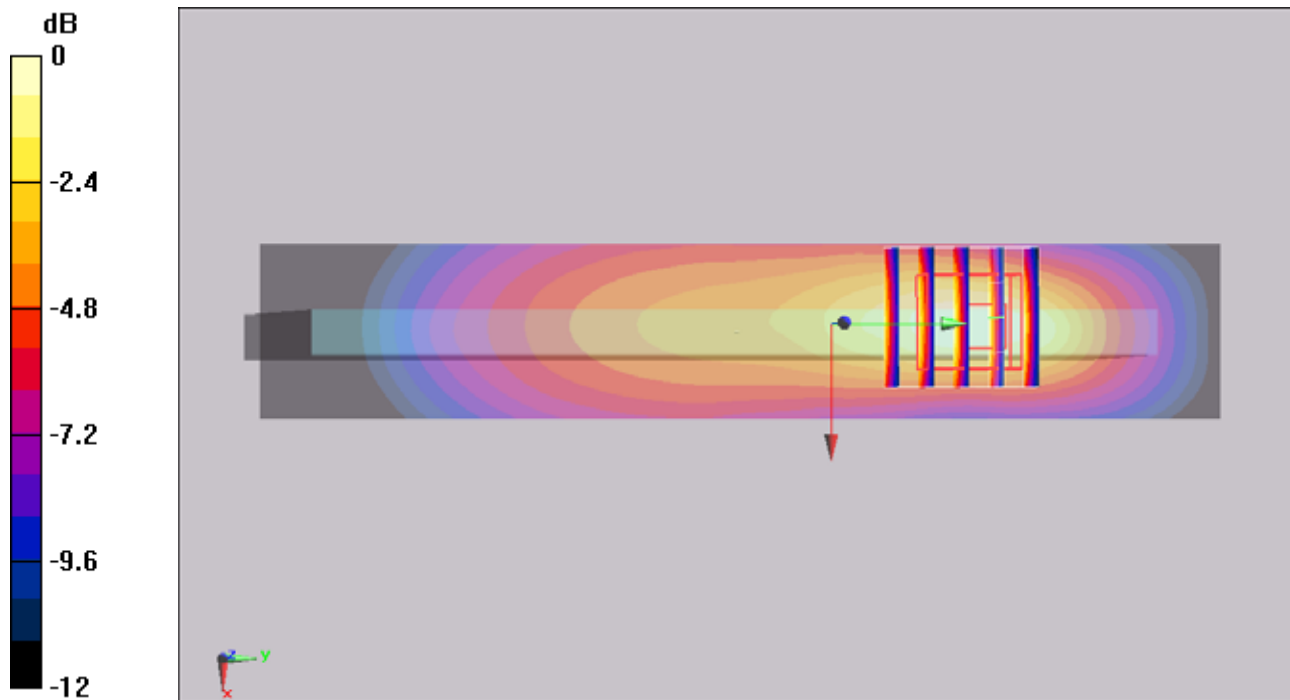
**Ch23790/Zoom Scan (5x5x7)/Cube 0:** Measurement grid:  $dx=8\text{mm}$ ,  $dy=8\text{mm}$ ,  $dz=5\text{mm}$

Reference Value =  $17.3 \text{ V/m}$ ; Power Drift =  $0.047 \text{ dB}$

Peak SAR (extrapolated) =  $0.860 \text{ W/kg}$

**SAR(1 g) =  $0.517 \text{ mW/g}$ ; SAR(10 g) =  $0.303 \text{ mW/g}$**

Maximum value of SAR (measured) =  $0.564 \text{ mW/g}$



0 dB = 0.564mW/g

**#55 LTE Band 17\_QPSK(1-0)\_Secondary Landscape\_0.75cm\_Ch23790\_10M**

**DUT: 1D0774**

Communication System: LTE; Frequency: 710 MHz; Duty Cycle: 1:1

Medium: MSL\_750\_111212 Medium parameters used:  $f = 710$  MHz;  $\sigma = 0.938$  mho/m;  $\epsilon_r = 55.3$ ;  $\rho = 1000$  kg/m<sup>3</sup>

Ambient Temperature : 22.4 °C ; Liquid Temperature : 21.4 °C

DASY5 Configuration:

- Probe: ET3DV6 - SN1787; ConvF(6.35, 6.35, 6.35); Calibrated: 2011/5/20
- Sensor-Surface: 4mm (Mechanical Surface Detection)
- Electronics: DAE4 Sn1279; Calibrated: 2011/6/17
- Phantom: ELI 4.0\_Front; Type: QD 0VA 002 AA; Serial: TP-1131
- ; SEMCAD X Version 13.4 Build 125

**Ch23790/Area Scan (21x11x1):** Measurement grid: dx=20mm, dy=20mm

Maximum value of SAR (interpolated) = 0.654 mW/g

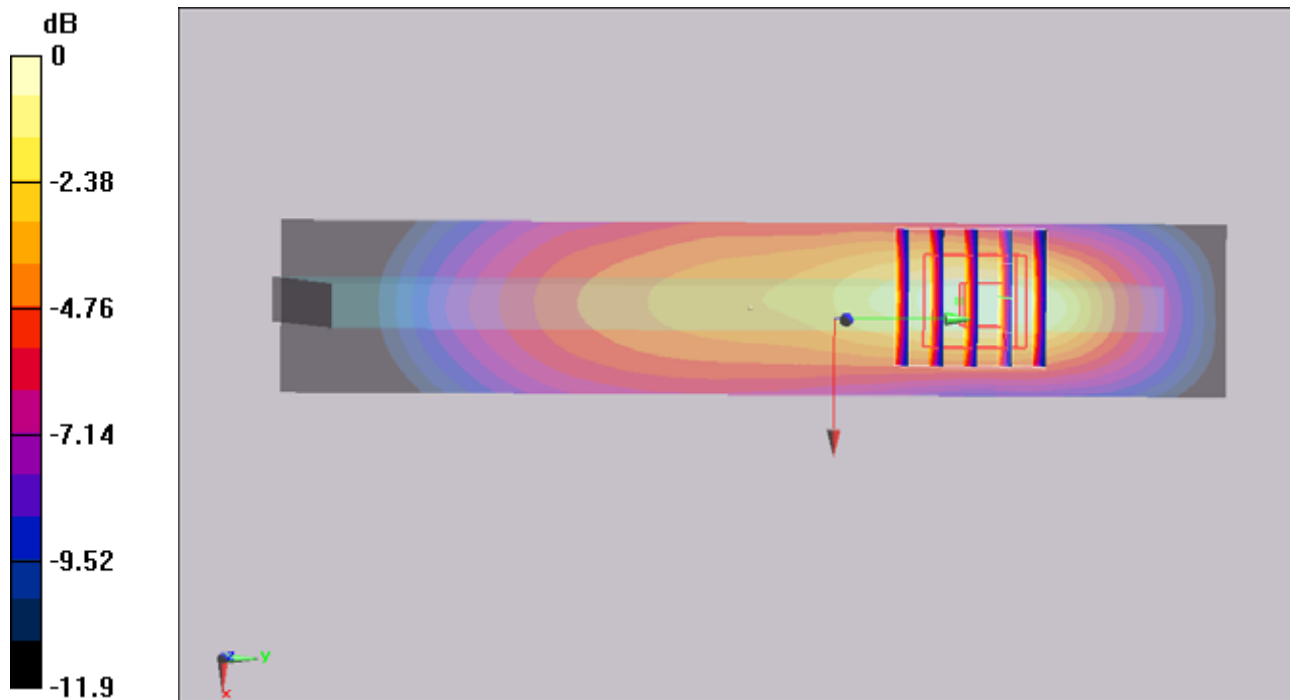
**Ch23790/Zoom Scan (5x5x7)/Cube 0:** Measurement grid: dx=8mm, dy=8mm, dz=5mm

Reference Value = 18.8 V/m; Power Drift = -0.081 dB

Peak SAR (extrapolated) = 0.954 W/kg

**SAR(1 g) = 0.590 mW/g; SAR(10 g) = 0.350 mW/g**

Maximum value of SAR (measured) = 0.636 mW/g



0 dB = 0.636mW/g

**#56 LTE Band 17\_QPSK(1-49)\_Secondary Landscape\_0.75cm\_Ch23790\_10M**

**DUT: 1D0774**

Communication System: LTE; Frequency: 710 MHz; Duty Cycle: 1:1

Medium: MSL\_750\_111212 Medium parameters used:  $f = 710$  MHz;  $\sigma = 0.938$  mho/m;  $\epsilon_r = 55.3$ ;  $\rho = 1000$  kg/m<sup>3</sup>

Ambient Temperature : 22.4 °C ; Liquid Temperature : 21.4 °C

DASY5 Configuration:

- Probe: ET3DV6 - SN1787; ConvF(6.35, 6.35, 6.35); Calibrated: 2011/5/20
- Sensor-Surface: 4mm (Mechanical Surface Detection)
- Electronics: DAE4 Sn1279; Calibrated: 2011/6/17
- Phantom: ELI 4.0\_Front; Type: QD 0VA 002 AA; Serial: TP-1131
- ; SEMCAD X Version 13.4 Build 125

**Ch23790/Area Scan (21x111x1):** Measurement grid: dx=20mm, dy=20mm

Maximum value of SAR (interpolated) = 0.771 mW/g

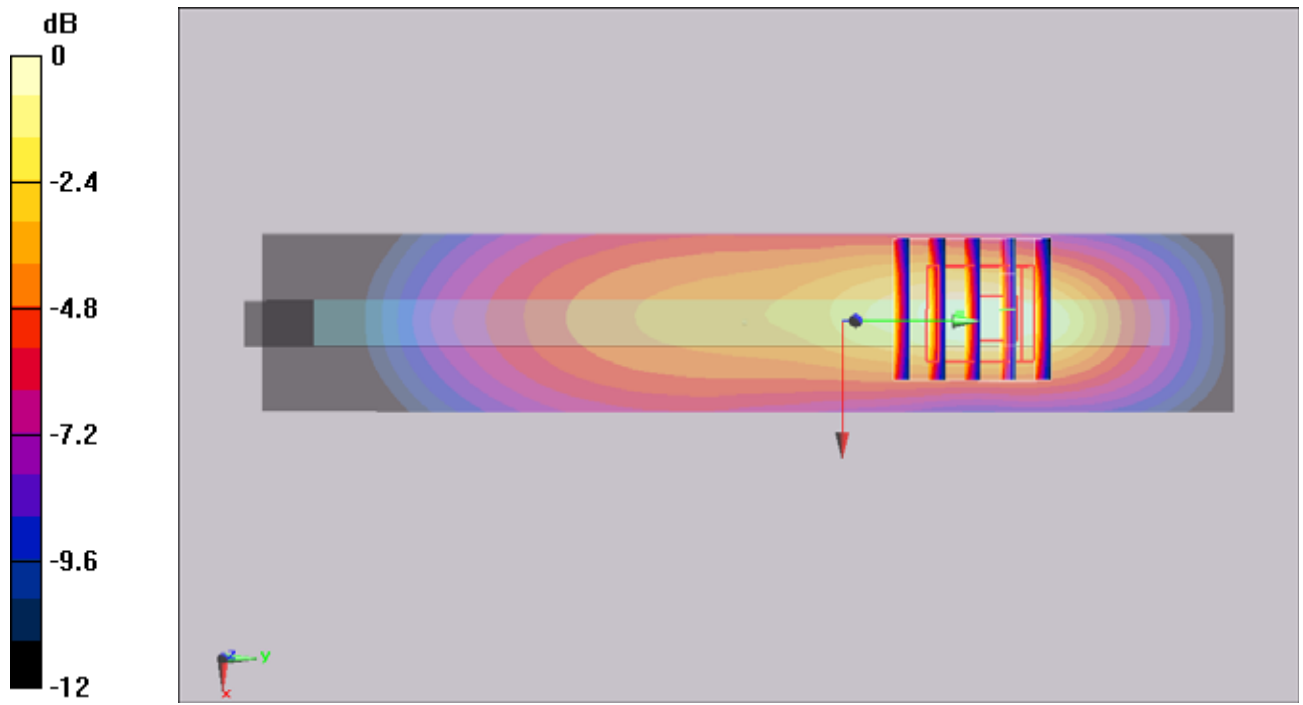
**Ch23790/Zoom Scan (5x5x7)/Cube 0:** Measurement grid: dx=8mm, dy=8mm, dz=5mm

Reference Value = 20.4 V/m; Power Drift = -0.018 dB

Peak SAR (extrapolated) = 1.16 W/kg

**SAR(1 g) = 0.706 mW/g; SAR(10 g) = 0.416 mW/g**

Maximum value of SAR (measured) = 0.771 mW/g



0 dB = 0.771mW/g

**#57 LTE Band 17\_QPSK(25-13)\_Primary Portrait\_0cm\_Ch23790\_10M\_Earphone**

**DUT: 1D0774**

Communication System: LTE; Frequency: 710 MHz; Duty Cycle: 1:1

Medium: MSL\_750\_111212 Medium parameters used:  $f = 710 \text{ MHz}$ ;  $\sigma = 0.938 \text{ mho/m}$ ;  $\epsilon_r = 55.3$ ;  $\rho = 1000 \text{ kg/m}^3$

Ambient Temperature :  $22.4 \text{ }^\circ\text{C}$ ; Liquid Temperature :  $21.4 \text{ }^\circ\text{C}$

DASY5 Configuration:

- Probe: ET3DV6 - SN1787; ConvF(6.35, 6.35, 6.35); Calibrated: 2011/5/20
- Sensor-Surface: 4mm (Mechanical Surface Detection)
- Electronics: DAE4 Sn1279; Calibrated: 2011/6/17
- Phantom: ELI 4.0\_Front; Type: QD 0VA 002 AA; Serial: TP-1131
- ; SEMCAD X Version 13.4 Build 125

**Ch23790/Area Scan (21x81x1):** Measurement grid:  $dx=20\text{mm}$ ,  $dy=20\text{mm}$

Maximum value of SAR (interpolated) =  $0.045 \text{ mW/g}$

**Ch23790/Zoom Scan (5x5x7)/Cube 0:** Measurement grid:  $dx=8\text{mm}$ ,  $dy=8\text{mm}$ ,  $dz=5\text{mm}$

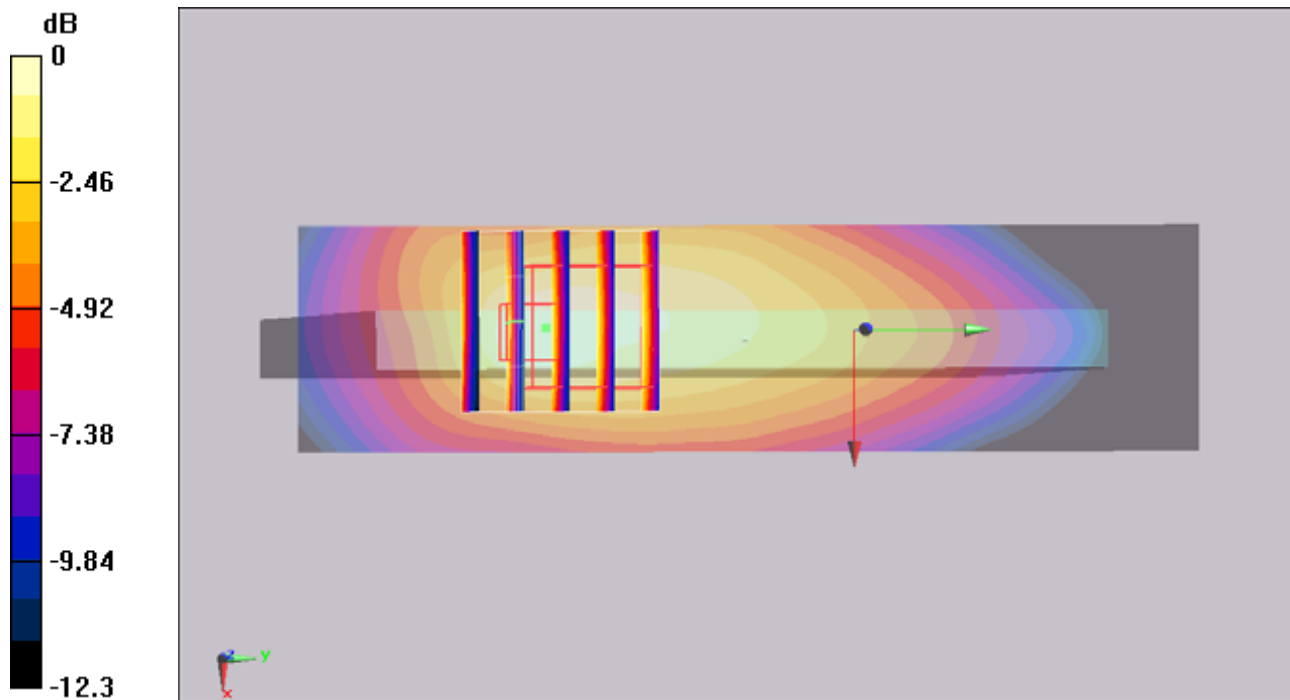
Reference Value =  $5.86 \text{ V/m}$ ; Power Drift =  $0.049 \text{ dB}$

Peak SAR (extrapolated) =  $0.082 \text{ W/kg}$

**SAR(1 g) =  $0.038 \text{ mW/g}$ ; SAR(10 g) =  $0.022 \text{ mW/g}$**

Maximum value of SAR (measured) =  $0.042 \text{ mW/g}$





0 dB = 0.042mW/g

**#58 LTE Band 17\_QPSK(1-0)\_Primary Portrait\_0cm\_Ch23790\_10M\_Earphone**

**DUT: 1D0774**

Communication System: LTE; Frequency: 710 MHz; Duty Cycle: 1:1

Medium: MSL\_750\_111212 Medium parameters used:  $f = 710$  MHz;  $\sigma = 0.938$  mho/m;  $\epsilon_r = 55.3$ ;  $\rho = 1000$  kg/m<sup>3</sup>

Ambient Temperature : 22.4 °C; Liquid Temperature : 21.4 °C

DASY5 Configuration:

- Probe: ET3DV6 - SN1787; ConvF(6.35, 6.35, 6.35); Calibrated: 2011/5/20
- Sensor-Surface: 4mm (Mechanical Surface Detection)
- Electronics: DAE4 Sn1279; Calibrated: 2011/6/17
- Phantom: ELI 4.0\_Front; Type: QD 0VA 002 AA; Serial: TP-1131
- ; SEMCAD X Version 13.4 Build 125

**Ch23790/Area Scan (21x81x1):** Measurement grid: dx=20mm, dy=20mm

Maximum value of SAR (interpolated) = 0.043 mW/g

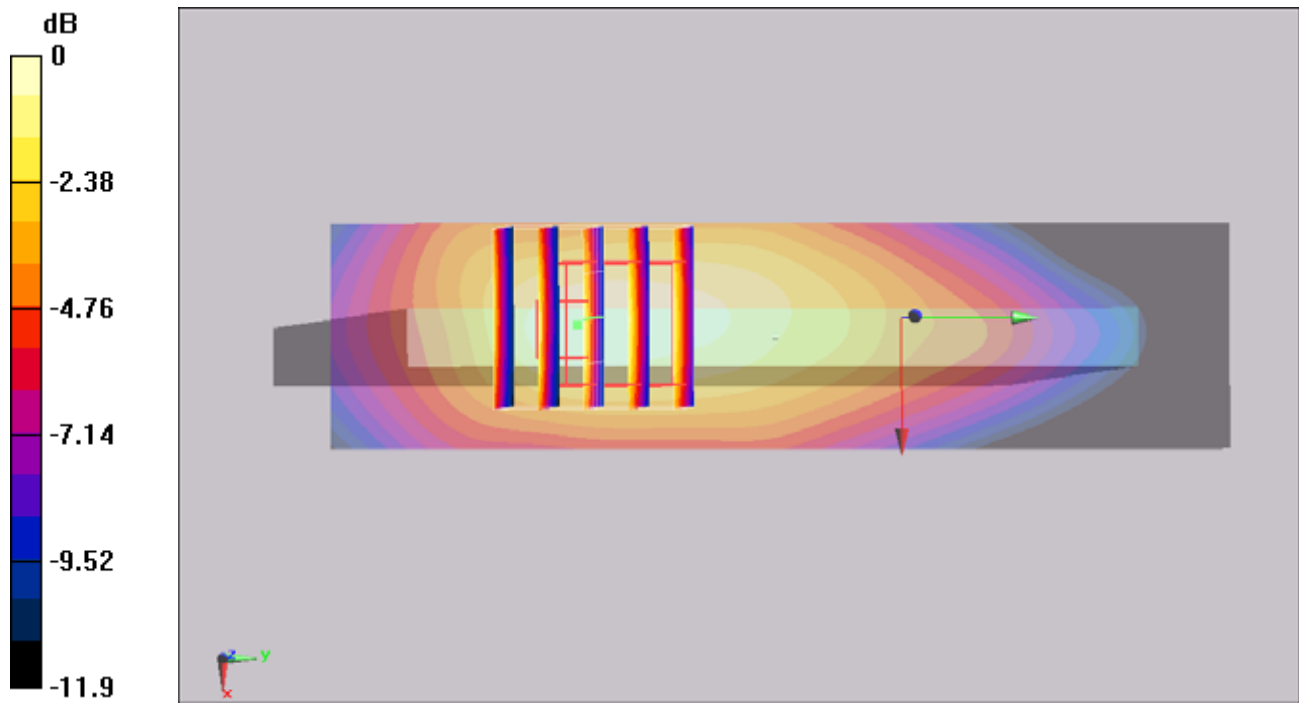
**Ch23790/Zoom Scan (5x5x7)/Cube 0:** Measurement grid: dx=8mm, dy=8mm, dz=5mm

Reference Value = 5.87 V/m; Power Drift = -0.056 dB

Peak SAR (extrapolated) = 0.071 W/kg

**SAR(1 g) = 0.037 mW/g; SAR(10 g) = 0.023 mW/g**

Maximum value of SAR (measured) = 0.041 mW/g



0 dB = 0.041mW/g

**#59 LTE Band 17\_QPSK(1-49)\_Primary Portrait\_0cm\_Ch23790\_10M\_Earphone**

**DUT: 1D0774**

Communication System: LTE; Frequency: 710 MHz; Duty Cycle: 1:1

Medium: MSL\_750\_111212 Medium parameters used:  $f = 710$  MHz;  $\sigma = 0.938$  mho/m;  $\epsilon_r = 55.3$ ;  $\rho = 1000$  kg/m<sup>3</sup>

Ambient Temperature : 22.4 °C ; Liquid Temperature : 21.4 °C

DASY5 Configuration:

- Probe: ET3DV6 - SN1787; ConvF(6.35, 6.35, 6.35); Calibrated: 2011/5/20
- Sensor-Surface: 4mm (Mechanical Surface Detection)
- Electronics: DAE4 Sn1279; Calibrated: 2011/6/17
- Phantom: ELI 4.0\_Front; Type: QD 0VA 002 AA; Serial: TP-1131
- ; SEMCAD X Version 13.4 Build 125

**Ch23790/Area Scan (21x81x1):** Measurement grid: dx=20mm, dy=20mm

Maximum value of SAR (interpolated) = 0.084 mW/g

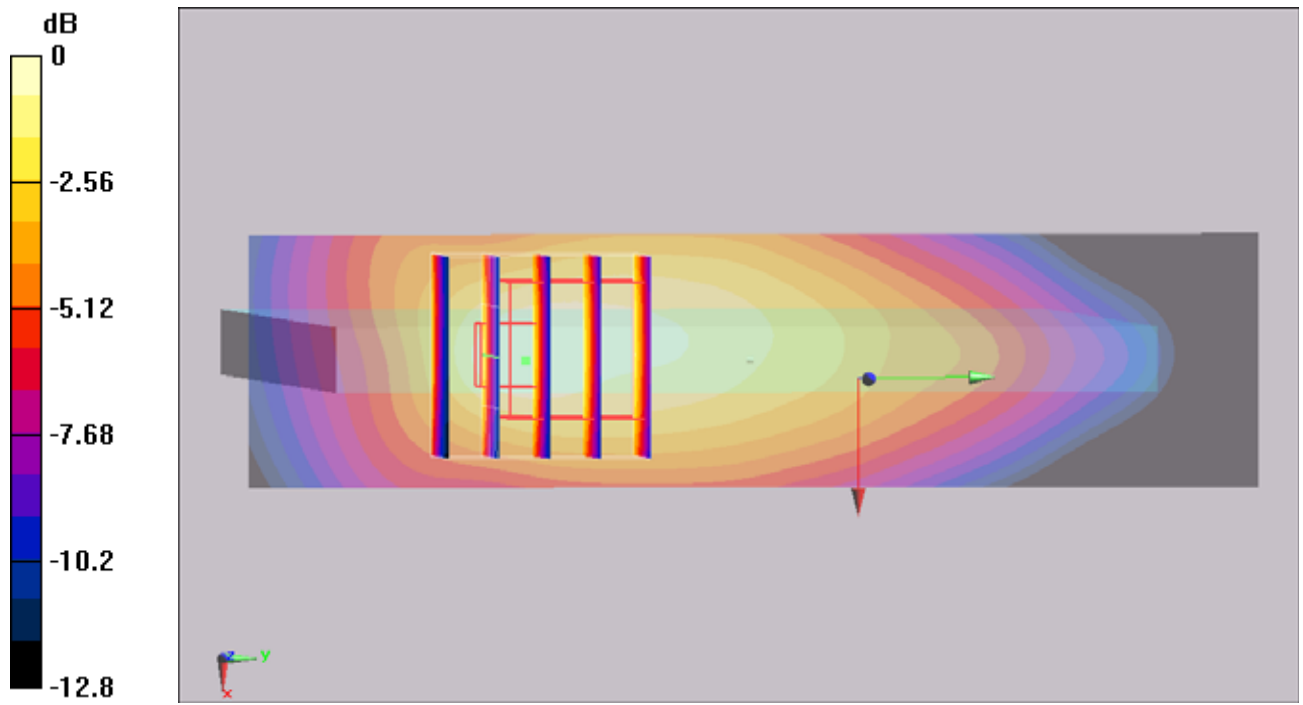
**Ch23790/Zoom Scan (5x5x7)/Cube 0:** Measurement grid: dx=8mm, dy=8mm, dz=5mm

Reference Value = 7.96 V/m; Power Drift = 0.013 dB

Peak SAR (extrapolated) = 0.141 W/kg

**SAR(1 g) = 0.069 mW/g; SAR(10 g) = 0.041 mW/g**

Maximum value of SAR (measured) = 0.078 mW/g



0 dB = 0.078mW/g

**#60 LTE Band 17\_16QAM(25-13)\_Bottom Face\_1cm\_Ch23790\_10M\_Earphone**

**DUT: 1D0774**

Communication System: LTE; Frequency: 710 MHz; Duty Cycle: 1:1

Medium: MSL\_750\_111212 Medium parameters used:  $f = 710$  MHz;  $\sigma = 0.938$  mho/m;  $\epsilon_r = 55.3$ ;  $\rho = 1000$  kg/m<sup>3</sup>

Ambient Temperature : 22.4 °C; Liquid Temperature : 21.4 °C

DASY5 Configuration:

- Probe: ET3DV6 - SN1787; ConvF(6.35, 6.35, 6.35); Calibrated: 2011/5/20
- Sensor-Surface: 4mm (Mechanical Surface Detection)
- Electronics: DAE4 Sn1279; Calibrated: 2011/6/17
- Phantom: ELI 4.0\_Front; Type: QD 0VA 002 AA; Serial: TP-1131
- ; SEMCAD X Version 13.4 Build 125

**Ch23790/Area Scan (81x111x1):** Measurement grid: dx=20mm, dy=20mm

Maximum value of SAR (interpolated) = 0.544 mW/g

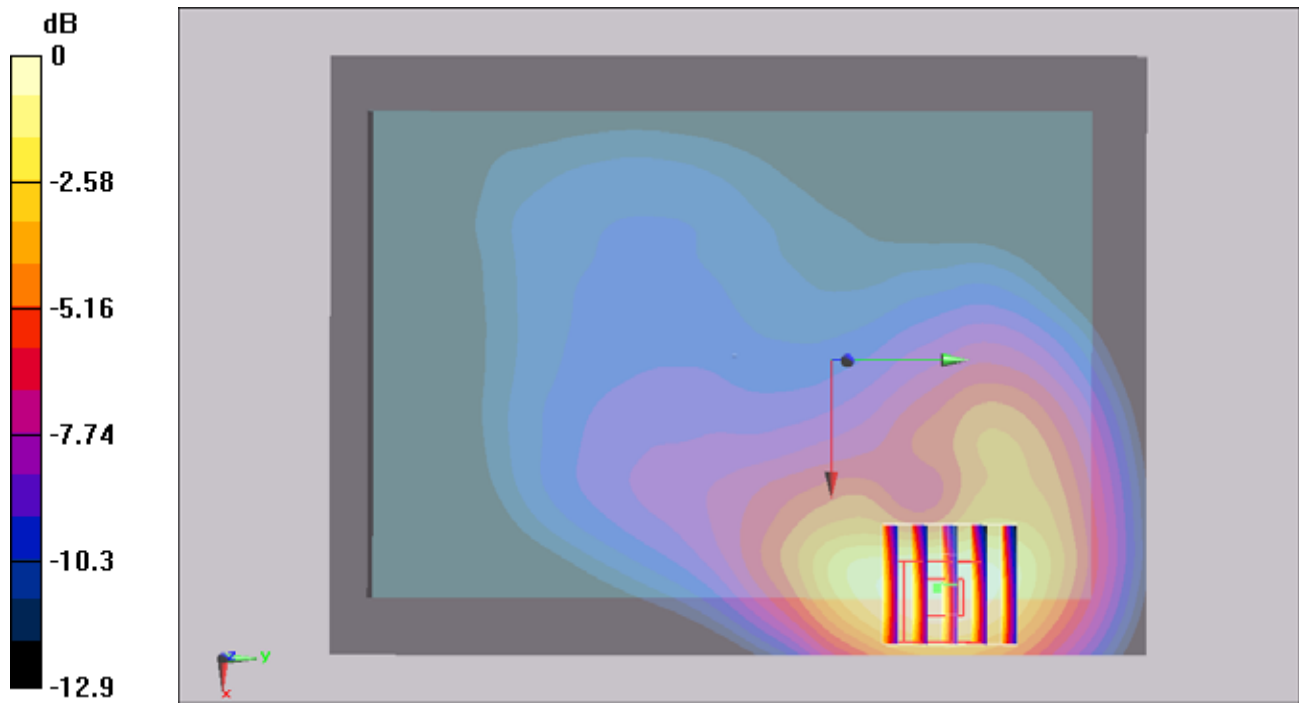
**Ch23790/Zoom Scan (5x5x7)/Cube 0:** Measurement grid: dx=8mm, dy=8mm, dz=5mm

Reference Value = 8.03 V/m; Power Drift = 0.116 dB

Peak SAR (extrapolated) = 0.840 W/kg

**SAR(1 g) = 0.529 mW/g; SAR(10 g) = 0.323 mW/g**

Maximum value of SAR (measured) = 0.545 mW/g



0 dB = 0.545mW/g

**#61 LTE Band 17\_16QAM(1-0)\_Bottom Face\_1cm\_Ch23790\_10M\_Earphone**

**DUT: 1D0774**

Communication System: LTE; Frequency: 710 MHz; Duty Cycle: 1:1

Medium: MSL\_750\_111212 Medium parameters used:  $f = 710$  MHz;  $\sigma = 0.938$  mho/m;  $\epsilon_r = 55.3$ ;  $\rho = 1000$  kg/m<sup>3</sup>

Ambient Temperature : 22.4 °C; Liquid Temperature : 21.4 °C

DASY5 Configuration:

- Probe: ET3DV6 - SN1787; ConvF(6.35, 6.35, 6.35); Calibrated: 2011/5/20
- Sensor-Surface: 4mm (Mechanical Surface Detection)
- Electronics: DAE4 Sn1279; Calibrated: 2011/6/17
- Phantom: ELI 4.0\_Front; Type: QD 0VA 002 AA; Serial: TP-1131
- ; SEMCAD X Version 13.4 Build 125

**Ch23790/Area Scan (41x111x1):** Measurement grid: dx=20mm, dy=20mm

Maximum value of SAR (interpolated) = 0.543 mW/g

**Ch23790/Zoom Scan (5x5x7)/Cube 0:** Measurement grid: dx=8mm, dy=8mm, dz=5mm

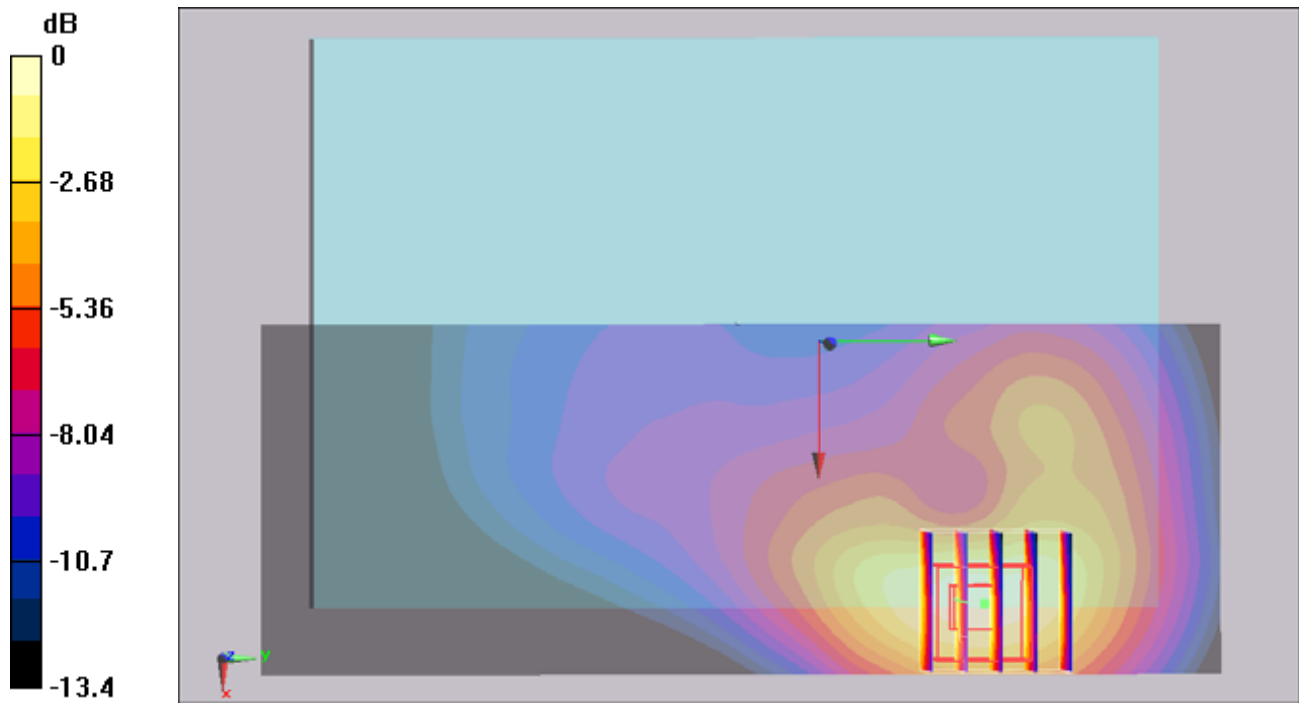
Reference Value = 8.42 V/m; Power Drift = -0.136 dB

Peak SAR (extrapolated) = 0.903 W/kg

**SAR(1 g) = 0.543 mW/g; SAR(10 g) = 0.329 mW/g**

Maximum value of SAR (measured) = 0.596 mW/g





0 dB = 0.596mW/g

**#62 LTE Band 17\_16QAM(1-49)\_Bottom Face\_1cm\_Ch23790\_10M\_Earphone**

**DUT: 1D0774**

Communication System: LTE; Frequency: 710 MHz; Duty Cycle: 1:1

Medium: MSL\_750\_111212 Medium parameters used:  $f = 710$  MHz;  $\sigma = 0.938$  mho/m;  $\epsilon_r = 55.3$ ;  $\rho = 1000$  kg/m<sup>3</sup>

Ambient Temperature : 22.4 °C; Liquid Temperature : 21.4 °C

DASY5 Configuration:

- Probe: ET3DV6 - SN1787; ConvF(6.35, 6.35, 6.35); Calibrated: 2011/5/20
- Sensor-Surface: 4mm (Mechanical Surface Detection)
- Electronics: DAE4 Sn1279; Calibrated: 2011/6/17
- Phantom: ELI 4.0\_Front; Type: QD 0VA 002 AA; Serial: TP-1131
- ; SEMCAD X Version 13.4 Build 125

**Ch23790/Area Scan (41x111x1):** Measurement grid: dx=20mm, dy=20mm

Maximum value of SAR (interpolated) = 0.734 mW/g

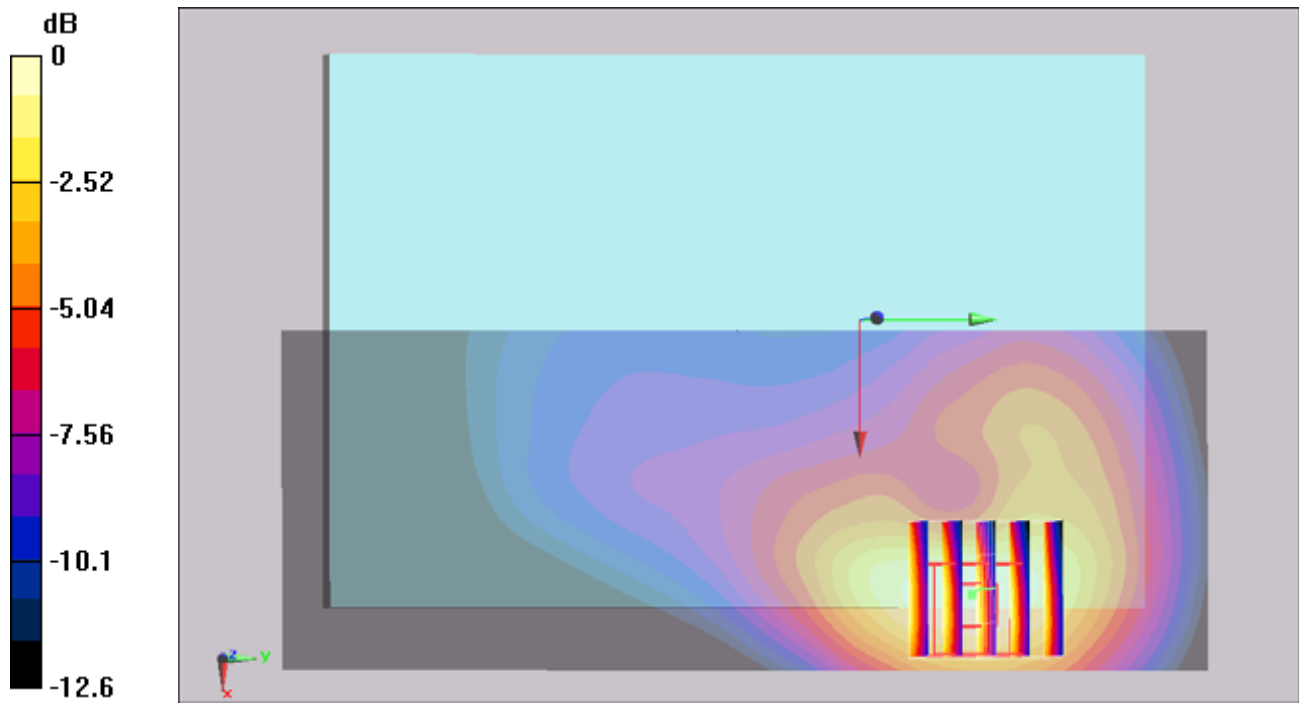
**Ch23790/Zoom Scan (5x5x7)/Cube 0:** Measurement grid: dx=8mm, dy=8mm, dz=5mm

Reference Value = 9.31 V/m; Power Drift = -0.119 dB

Peak SAR (extrapolated) = 1.05 W/kg

**SAR(1 g) = 0.689 mW/g; SAR(10 g) = 0.426 mW/g**

Maximum value of SAR (measured) = 0.725 mW/g



0 dB = 0.725mW/g

**#63 LTE Band 17\_16QAM(25-13)\_Secondary Landscape\_0.75cm\_Ch23790\_10M**

**DUT: 1D0774**

Communication System: LTE; Frequency: 710 MHz; Duty Cycle: 1:1

Medium: MSL\_750\_111212 Medium parameters used:  $f = 710$  MHz;  $\sigma = 0.938$  mho/m;  $\epsilon_r = 55.3$ ;  $\rho = 1000$  kg/m<sup>3</sup>

Ambient Temperature : 22.4 °C; Liquid Temperature : 21.4 °C

DASY5 Configuration:

- Probe: ET3DV6 - SN1787; ConvF(6.35, 6.35, 6.35); Calibrated: 2011/5/20
- Sensor-Surface: 4mm (Mechanical Surface Detection)
- Electronics: DAE4 Sn1279; Calibrated: 2011/6/17
- Phantom: ELI 4.0\_Front; Type: QD 0VA 002 AA; Serial: TP-1131
- ; SEMCAD X Version 13.4 Build 125

**Ch23790/Area Scan (21x111x1):** Measurement grid: dx=20mm, dy=20mm

Maximum value of SAR (interpolated) = 0.451 mW/g

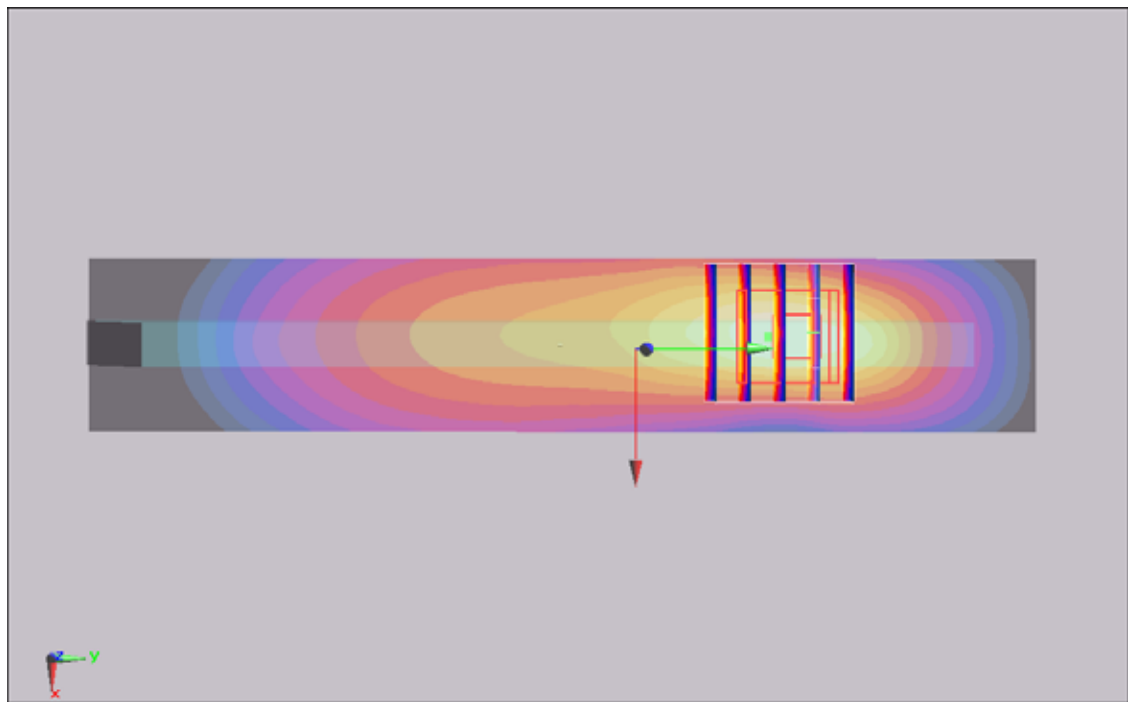
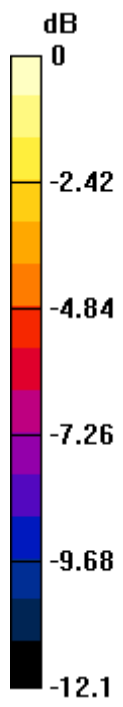
**Ch23790/Zoom Scan (5x5x7)/Cube 0:** Measurement grid: dx=8mm, dy=8mm, dz=5mm

Reference Value = 15 V/m; Power Drift = 0.042 dB

Peak SAR (extrapolated) = 0.693 W/kg

**SAR(1 g) = 0.412 mW/g; SAR(10 g) = 0.241 mW/g**

Maximum value of SAR (measured) = 0.452 mW/g



0 dB = 0.452mW/g

**#64 LTE Band 17\_16QAM(1-0)\_Secondary Landscape\_0.75cm\_Ch23790\_10M**

**DUT: 1D0774**

Communication System: LTE; Frequency: 710 MHz; Duty Cycle: 1:1

Medium: MSL\_750\_111212 Medium parameters used:  $f = 710$  MHz;  $\sigma = 0.938$  mho/m;  $\epsilon_r = 55.3$ ;  $\rho = 1000$  kg/m<sup>3</sup>

Ambient Temperature : 22.4 °C; Liquid Temperature : 21.4 °C

DASY5 Configuration:

- Probe: ET3DV6 - SN1787; ConvF(6.35, 6.35, 6.35); Calibrated: 2011/5/20
- Sensor-Surface: 4mm (Mechanical Surface Detection)
- Electronics: DAE4 Sn1279; Calibrated: 2011/6/17
- Phantom: ELI 4.0\_Front; Type: QD 0VA 002 AA; Serial: TP-1131
- ; SEMCAD X Version 13.4 Build 125

**Ch23790/Area Scan (21x111x1):** Measurement grid: dx=20mm, dy=20mm

Maximum value of SAR (interpolated) = 0.507 mW/g

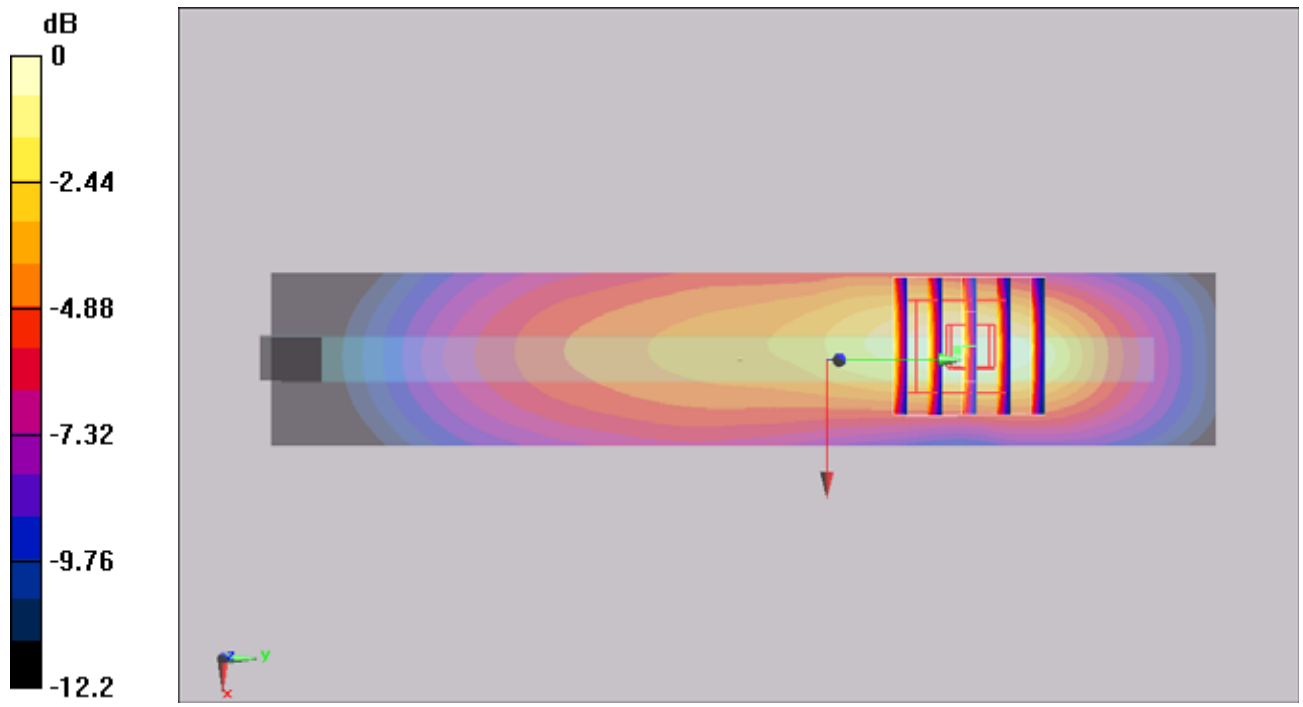
**Ch23790/Zoom Scan (5x5x7)/Cube 0:** Measurement grid: dx=8mm, dy=8mm, dz=5mm

Reference Value = 15.8 V/m; Power Drift = 0.028 dB

Peak SAR (extrapolated) = 0.697 W/kg

**SAR(1 g) = 0.429 mW/g; SAR(10 g) = 0.256 mW/g**

Maximum value of SAR (measured) = 0.470 mW/g



**#65 LTE Band 17\_16QAM(1-49)\_Secondary Landscape\_0.75cm\_Ch23790\_10M**

**DUT: 1D0774**

Communication System: LTE; Frequency: 710 MHz; Duty Cycle: 1:1

Medium: MSL\_750\_111212 Medium parameters used:  $f = 710$  MHz;  $\sigma = 0.938$  mho/m;  $\epsilon_r = 55.3$ ;  $\rho = 1000$  kg/m<sup>3</sup>

Ambient Temperature : 22.4 °C; Liquid Temperature : 21.4 °C

DASY5 Configuration:

- Probe: ET3DV6 - SN1787; ConvF(6.35, 6.35, 6.35); Calibrated: 2011/5/20
- Sensor-Surface: 4mm (Mechanical Surface Detection)
- Electronics: DAE4 Sn1279; Calibrated: 2011/6/17
- Phantom: ELI 4.0\_Front; Type: QD 0VA 002 AA; Serial: TP-1131
- ; SEMCAD X Version 13.4 Build 125

**Ch23790/Area Scan (21x111x1):** Measurement grid: dx=20mm, dy=20mm

Maximum value of SAR (interpolated) = 0.554 mW/g

**Ch23790/Zoom Scan (5x5x7)/Cube 0:** Measurement grid: dx=8mm, dy=8mm, dz=5mm

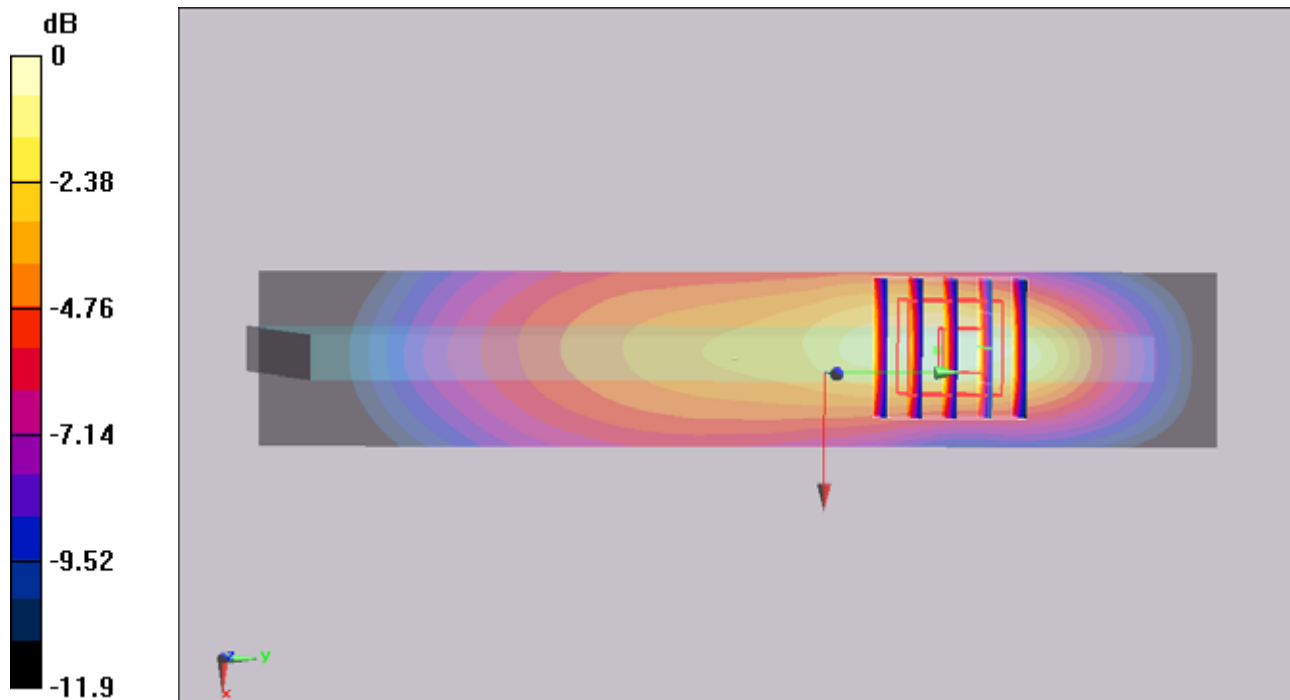
Reference Value = 18.2 V/m; Power Drift = 0.131 dB

Peak SAR (extrapolated) = 0.807 W/kg

**SAR(1 g) = 0.509 mW/g; SAR(10 g) = 0.303 mW/g**

Maximum value of SAR (measured) = 0.565 mW/g





**#66 LTE Band 17\_16QAM(25-13)\_Primary Portrait\_0cm\_Ch23790\_10M\_Earphone**

**DUT: 1D0774**

Communication System: LTE; Frequency: 710 MHz; Duty Cycle: 1:1

Medium: MSL\_750\_111212 Medium parameters used:  $f = 710 \text{ MHz}$ ;  $\sigma = 0.938 \text{ mho/m}$ ;  $\epsilon_r = 55.3$ ;  $\rho = 1000 \text{ kg/m}^3$

Ambient Temperature :  $22.4 \text{ }^\circ\text{C}$ ; Liquid Temperature :  $21.4 \text{ }^\circ\text{C}$

DASY5 Configuration:

- Probe: ET3DV6 - SN1787; ConvF(6.35, 6.35, 6.35); Calibrated: 2011/5/20
- Sensor-Surface: 4mm (Mechanical Surface Detection)
- Electronics: DAE4 Sn1279; Calibrated: 2011/6/17
- Phantom: ELI 4.0\_Front; Type: QD 0VA 002 AA; Serial: TP-1131
- ; SEMCAD X Version 13.4 Build 125

**Ch23790/Area Scan (21x81x1):** Measurement grid:  $dx=20\text{mm}$ ,  $dy=20\text{mm}$

Maximum value of SAR (interpolated) =  $0.029 \text{ mW/g}$

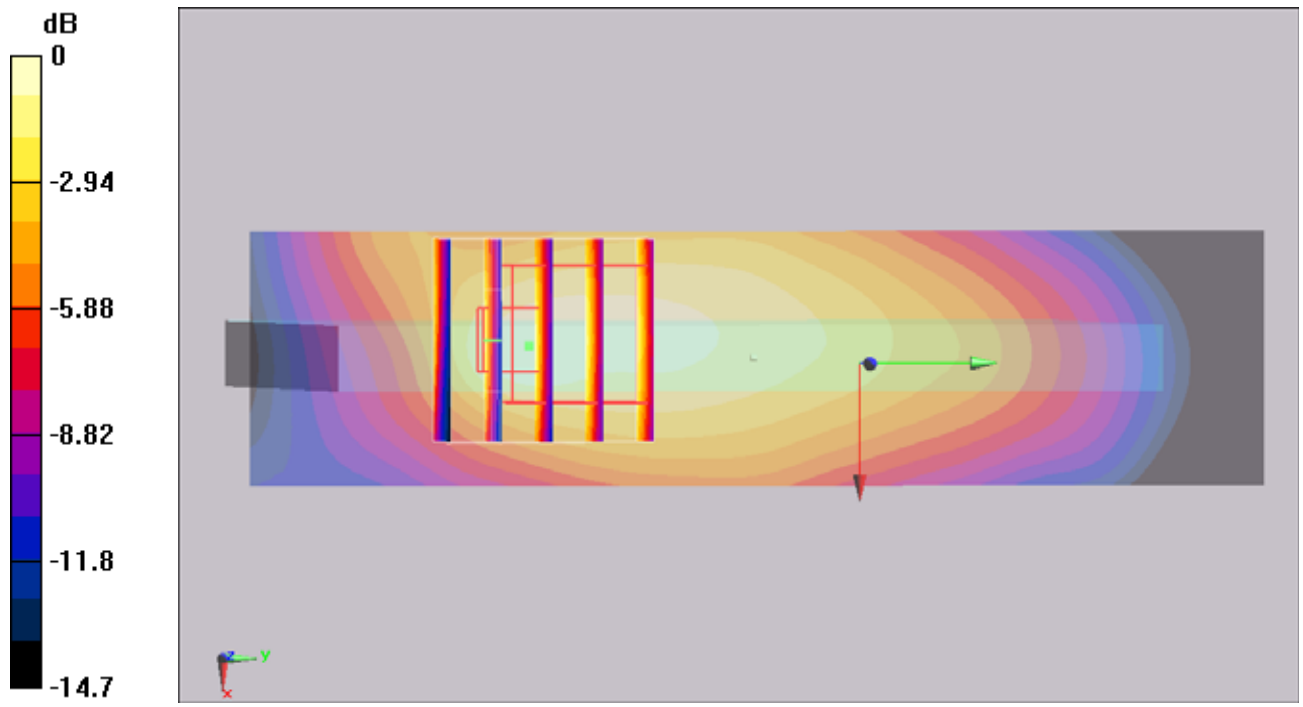
**Ch23790/Zoom Scan (5x5x7)/Cube 0:** Measurement grid:  $dx=8\text{mm}$ ,  $dy=8\text{mm}$ ,  $dz=5\text{mm}$

Reference Value =  $4.87 \text{ V/m}$ ; Power Drift =  $0.357 \text{ dB}$

Peak SAR (extrapolated) =  $0.055 \text{ W/kg}$

**SAR(1 g) =  $0.025 \text{ mW/g}$ ; SAR(10 g) =  $0.015 \text{ mW/g}$**

Maximum value of SAR (measured) =  $0.028 \text{ mW/g}$



0 dB = 0.028mW/g

**#67 LTE Band 17\_16QAM(1-0)\_Primary Portrait\_0cm\_Ch23790\_10M\_Earphone**

**DUT: 1D0774**

Communication System: LTE; Frequency: 710 MHz; Duty Cycle: 1:1

Medium: MSL\_750\_111212 Medium parameters used:  $f = 710$  MHz;  $\sigma = 0.938$  mho/m;  $\epsilon_r = 55.3$ ;  $\rho = 1000$  kg/m<sup>3</sup>

Ambient Temperature : 22.4 °C; Liquid Temperature : 21.4 °C

DASY5 Configuration:

- Probe: ET3DV6 - SN1787; ConvF(6.35, 6.35, 6.35); Calibrated: 2011/5/20
- Sensor-Surface: 4mm (Mechanical Surface Detection)
- Electronics: DAE4 Sn1279; Calibrated: 2011/6/17
- Phantom: ELI 4.0\_Front; Type: QD 0VA 002 AA; Serial: TP-1131
- ; SEMCAD X Version 13.4 Build 125

**Ch23790/Area Scan (21x81x1):** Measurement grid: dx=20mm, dy=20mm

Maximum value of SAR (interpolated) = 0.029 mW/g

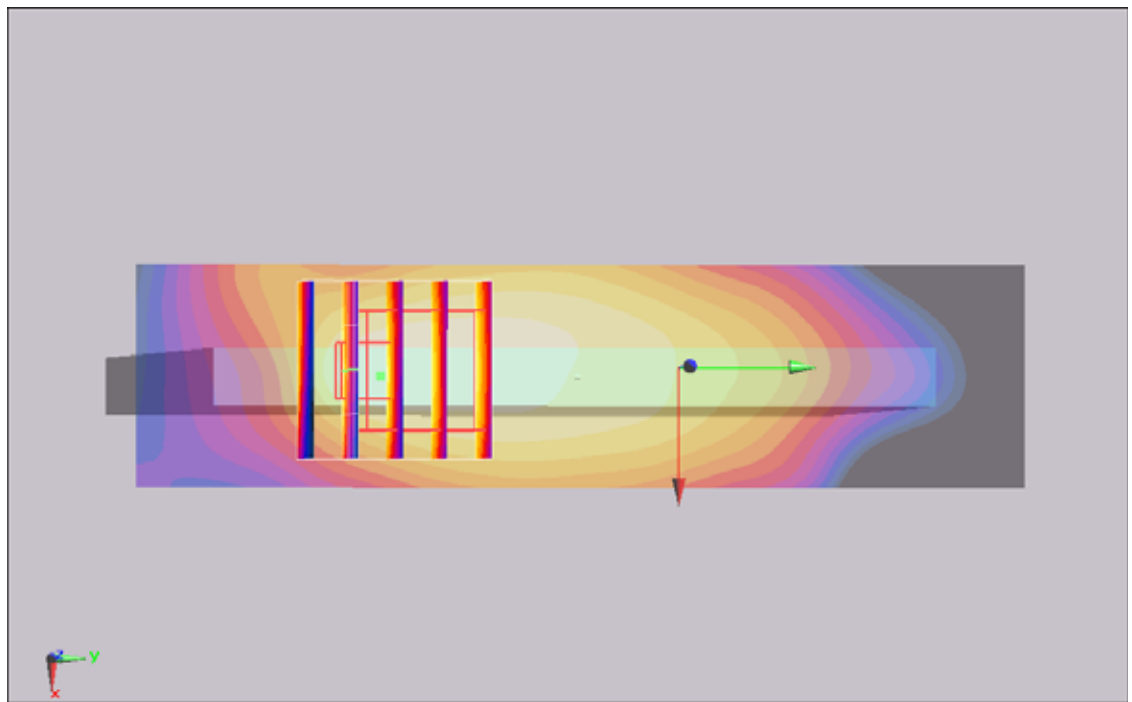
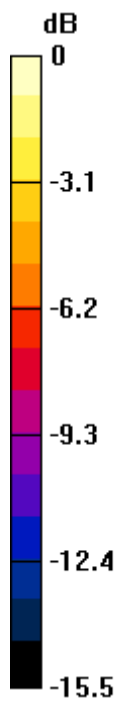
**Ch23790/Zoom Scan (5x5x7)/Cube 0:** Measurement grid: dx=8mm, dy=8mm, dz=5mm

Reference Value = 4.75 V/m; Power Drift = -0.016 dB

Peak SAR (extrapolated) = 0.047 W/kg

**SAR(1 g) = 0.022 mW/g; SAR(10 g) = 0.013 mW/g**

Maximum value of SAR (measured) = 0.026 mW/g



0 dB = 0.026mW/g

**#68 LTE Band 17\_16QAM(1-49)\_Primary Portrait\_0cm\_Ch23790\_10M\_Earphone**

**DUT: 1D0774**

Communication System: LTE; Frequency: 710 MHz; Duty Cycle: 1:1

Medium: MSL\_750\_111212 Medium parameters used:  $f = 710$  MHz;  $\sigma = 0.938$  mho/m;  $\epsilon_r = 55.3$ ;  $\rho = 1000$  kg/m<sup>3</sup>

Ambient Temperature : 22.4 °C; Liquid Temperature : 21.4 °C

DASY5 Configuration:

- Probe: ET3DV6 - SN1787; ConvF(6.35, 6.35, 6.35); Calibrated: 2011/5/20
- Sensor-Surface: 4mm (Mechanical Surface Detection)
- Electronics: DAE4 Sn1279; Calibrated: 2011/6/17
- Phantom: ELI 4.0\_Front; Type: QD 0VA 002 AA; Serial: TP-1131
- ; SEMCAD X Version 13.4 Build 125

**Ch23790/Area Scan (21x81x1):** Measurement grid: dx=20mm, dy=20mm

Maximum value of SAR (interpolated) = 0.056 mW/g

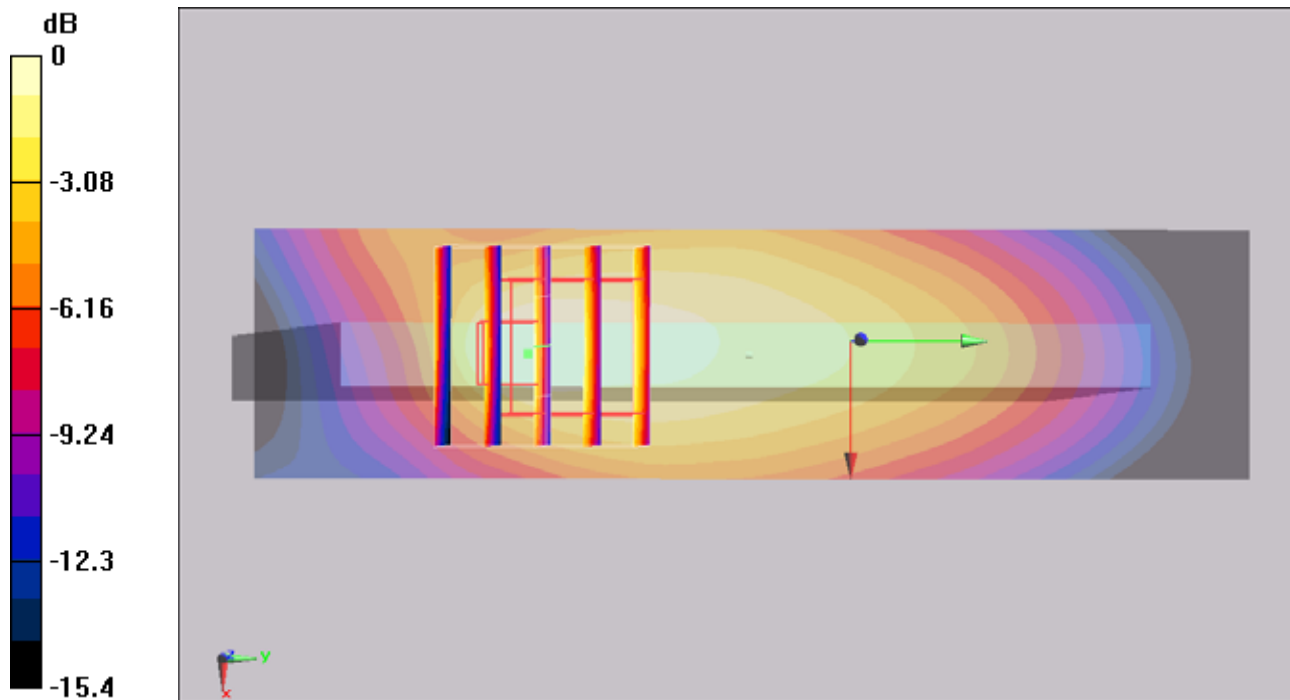
**Ch23790/Zoom Scan (5x5x7)/Cube 0:** Measurement grid: dx=8mm, dy=8mm, dz=5mm

Reference Value = 6.65 V/m; Power Drift = -0.073 dB

Peak SAR (extrapolated) = 0.100 W/kg

**SAR(1 g) = 0.044 mW/g; SAR(10 g) = 0.026 mW/g**

Maximum value of SAR (measured) = 0.050 mW/g



0 dB = 0.050mW/g

**#69 LTE Band 17\_QPSK(25-13)\_Bottom Face\_0cm\_Ch23790\_10M\_Earphone**

**DUT: 1D0774**

Communication System: LTE; Frequency: 710 MHz; Duty Cycle: 1:1

Medium: MSL\_750\_111212 Medium parameters used:  $f = 710$  MHz;  $\sigma = 0.938$  mho/m;  $\epsilon_r = 55.3$ ;  $\rho = 1000$  kg/m<sup>3</sup>

Ambient Temperature : 22.4 °C; Liquid Temperature : 21.4 °C

DASY5 Configuration:

- Probe: ET3DV6 - SN1787; ConvF(6.35, 6.35, 6.35); Calibrated: 2011/5/20
- Sensor-Surface: 4mm (Mechanical Surface Detection)
- Electronics: DAE4 Sn1279; Calibrated: 2011/6/17
- Phantom: ELI 4.0\_Front; Type: QD 0VA 002 AA; Serial: TP-1131
- ; SEMCAD X Version 13.4 Build 125

**Ch23790/Area Scan (81x111x1):** Measurement grid: dx=20mm, dy=20mm

Maximum value of SAR (interpolated) = 1.42 mW/g

**Ch23790/Zoom Scan (5x5x7)/Cube 0:** Measurement grid: dx=8mm, dy=8mm, dz=5mm

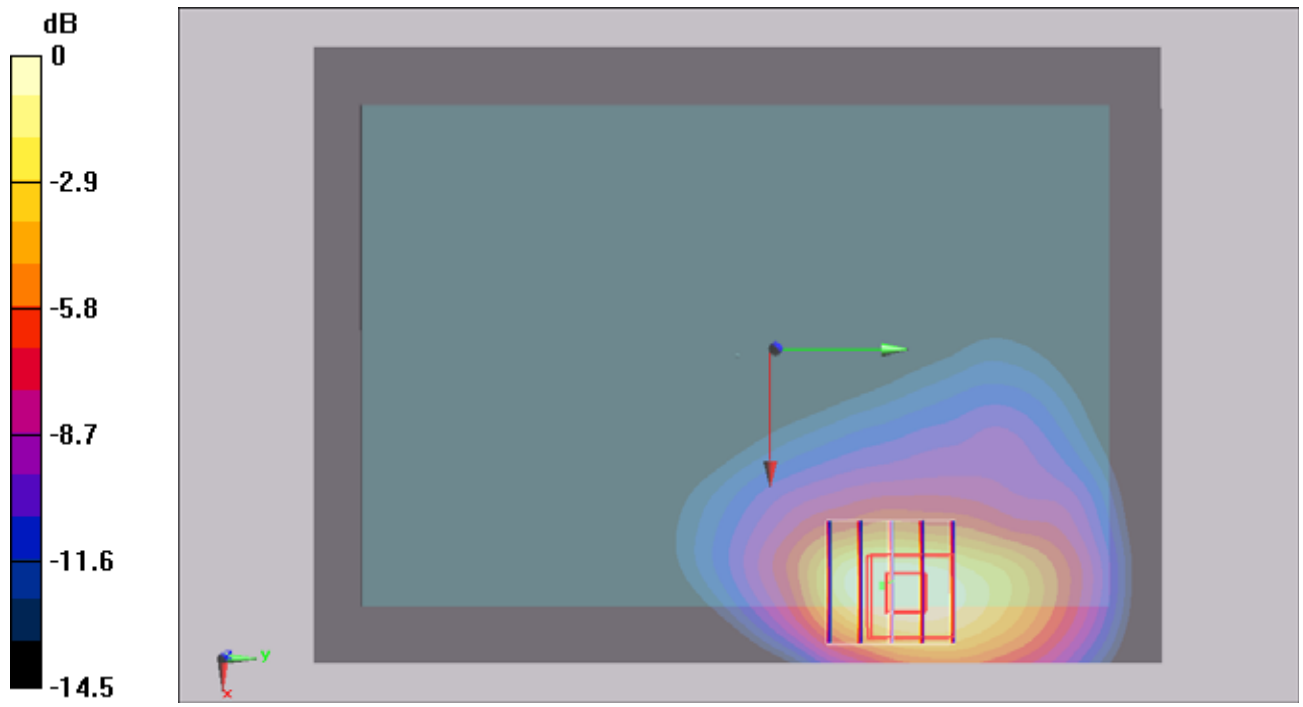
Reference Value = 4.32 V/m; Power Drift = -0.077 dB

Peak SAR (extrapolated) = 2.63 W/kg

**SAR(1 g) = 1.26 mW/g; SAR(10 g) = 0.667 mW/g**

Maximum value of SAR (measured) = 1.32 mW/g





0 dB = 1.32mW/g

**#70 LTE Band 17\_QPSK(25-13)\_Bottom Face\_0cm\_Ch23780\_10M\_Earphone**

**DUT: 1D0774**

Communication System: LTE; Frequency: 709 MHz; Duty Cycle: 1:1

Medium: MSL\_750\_111212 Medium parameters used:  $f = 709$  MHz;  $\sigma = 0.934$  mho/m;  $\epsilon_r = 55.3$ ;  $\rho = 1000$  kg/m<sup>3</sup>

Ambient Temperature : 22.4 °C; Liquid Temperature : 21.4 °C

DASY5 Configuration:

- Probe: ET3DV6 - SN1787; ConvF(6.35, 6.35, 6.35); Calibrated: 2011/5/20
- Sensor-Surface: 4mm (Mechanical Surface Detection)
- Electronics: DAE4 Sn1279; Calibrated: 2011/6/17
- Phantom: ELI 4.0\_Front; Type: QD 0VA 002 AA; Serial: TP-1131
- ; SEMCAD X Version 13.4 Build 125

**Ch23780/Area Scan (41x111x1):** Measurement grid: dx=20mm, dy=20mm

Maximum value of SAR (interpolated) = 1.47 mW/g

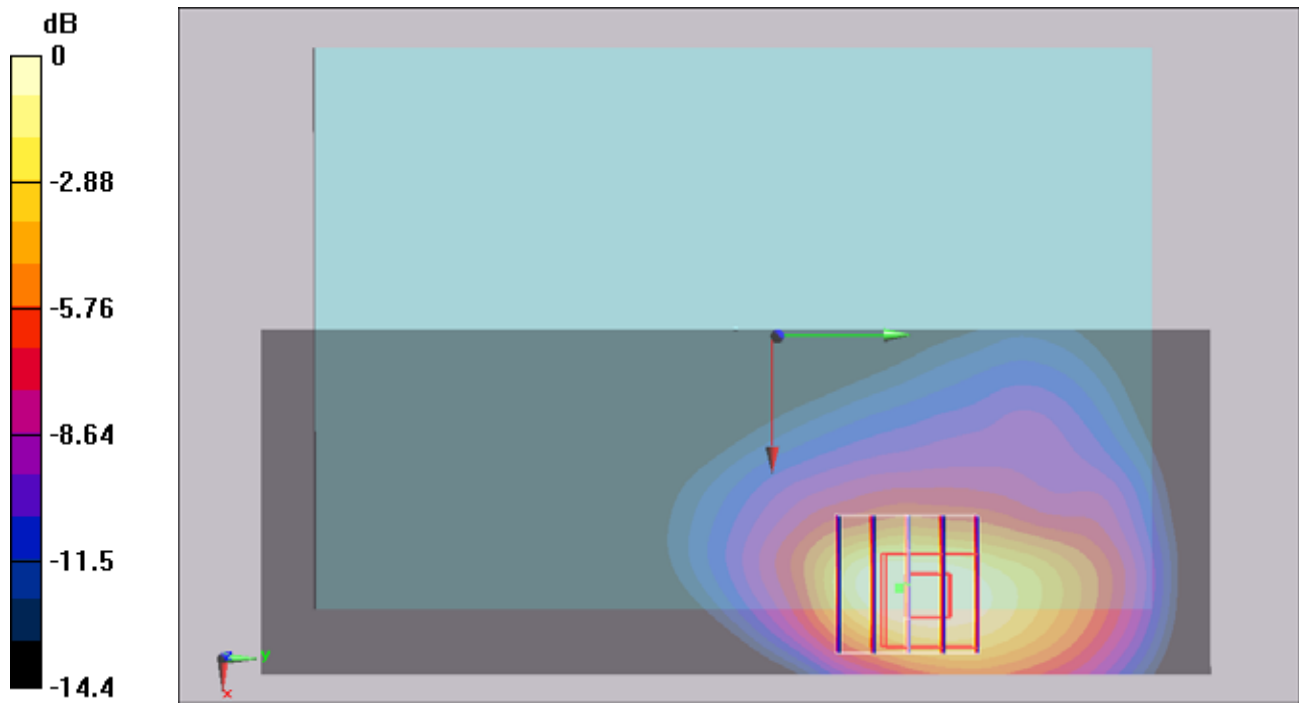
**Ch23780/Zoom Scan (5x5x7)/Cube 0:** Measurement grid: dx=8mm, dy=8mm, dz=5mm

Reference Value = 4.4 V/m; Power Drift = -0.117 dB

Peak SAR (extrapolated) = 2.69 W/kg

**SAR(1 g) = 1.31 mW/g; SAR(10 g) = 0.691 mW/g**

Maximum value of SAR (measured) = 1.36 mW/g



0 dB = 1.36mW/g

**#71 LTE Band 17\_QPSK(25-13)\_Bottom Face\_0cm\_Ch23800\_10M\_Earphone**

**DUT: 1D0774**

Communication System: LTE; Frequency: 711 MHz; Duty Cycle: 1:1

Medium: MSL\_750\_111212 Medium parameters used:  $f = 711$  MHz;  $\sigma = 0.939$  mho/m;  $\epsilon_r = 55.3$ ;  $\rho = 1000$  kg/m<sup>3</sup>

Ambient Temperature : 22.4 °C; Liquid Temperature : 21.4 °C

DASY5 Configuration:

- Probe: ET3DV6 - SN1787; ConvF(6.35, 6.35, 6.35); Calibrated: 2011/5/20
- Sensor-Surface: 4mm (Mechanical Surface Detection)
- Electronics: DAE4 Sn1279; Calibrated: 2011/6/17
- Phantom: ELI 4.0\_Front; Type: QD 0VA 002 AA; Serial: TP-1131
- ; SEMCAD X Version 13.4 Build 125

**Ch23800/Area Scan (41x111x1):** Measurement grid: dx=20mm, dy=20mm

Maximum value of SAR (interpolated) = 1.39 mW/g

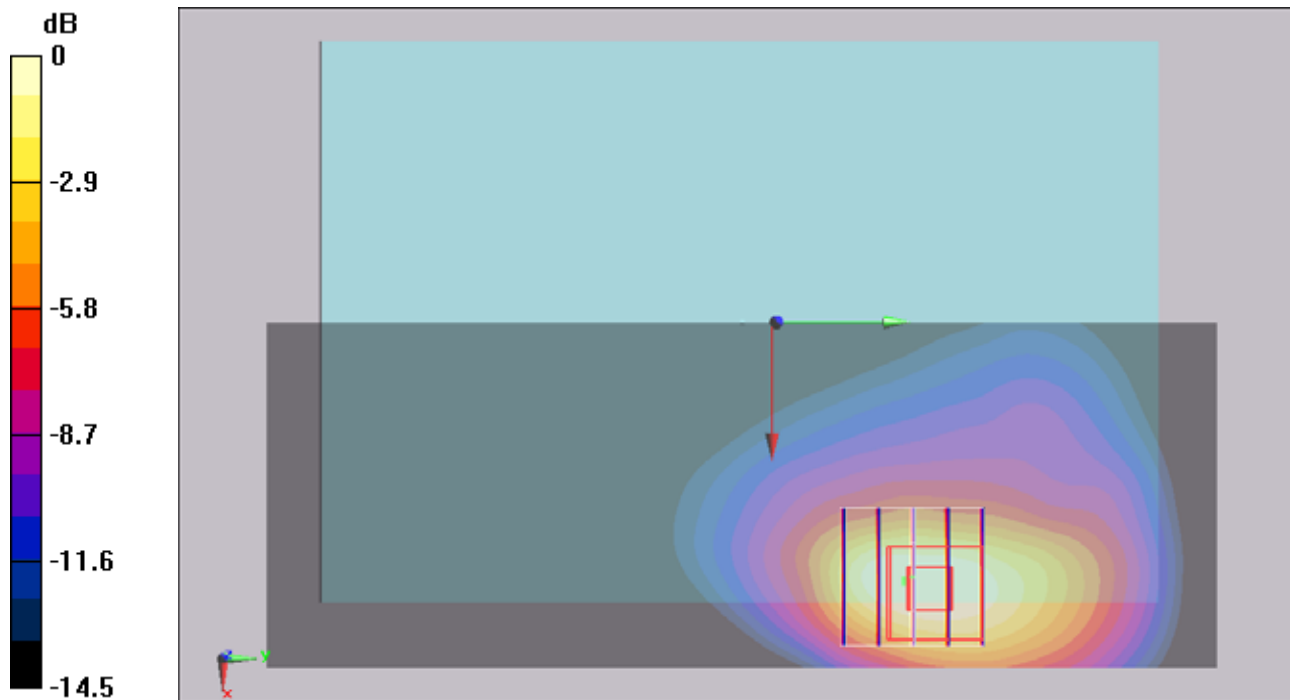
**Ch23800/Zoom Scan (5x5x7)/Cube 0:** Measurement grid: dx=8mm, dy=8mm, dz=5mm

Reference Value = 4.3 V/m; Power Drift = -0.124 dB

Peak SAR (extrapolated) = 2.61 W/kg

**SAR(1 g) = 1.25 mW/g; SAR(10 g) = 0.658 mW/g**

Maximum value of SAR (measured) = 1.3 mW/g



0 dB = 1.3mW/g

**#72 LTE Band 17\_QPSK(1-0)\_Bottom Face\_0cm\_Ch23780\_10M\_Earphone**

**DUT: 1D0774**

Communication System: LTE; Frequency: 709 MHz; Duty Cycle: 1:1

Medium: MSL\_750\_111212 Medium parameters used:  $f = 709$  MHz;  $\sigma = 0.934$  mho/m;  $\epsilon_r = 55.3$ ;  $\rho = 1000$  kg/m<sup>3</sup>

Ambient Temperature : 22.4 °C; Liquid Temperature : 21.4 °C

DASY5 Configuration:

- Probe: ET3DV6 - SN1787; ConvF(6.35, 6.35, 6.35); Calibrated: 2011/5/20
- Sensor-Surface: 4mm (Mechanical Surface Detection)
- Electronics: DAE4 Sn1279; Calibrated: 2011/6/17
- Phantom: ELI 4.0\_Front; Type: QD 0VA 002 AA; Serial: TP-1131
- ; SEMCAD X Version 13.4 Build 125

**Ch23780/Area Scan (41x111x1):** Measurement grid: dx=20mm, dy=20mm

Maximum value of SAR (interpolated) = 1.43 mW/g

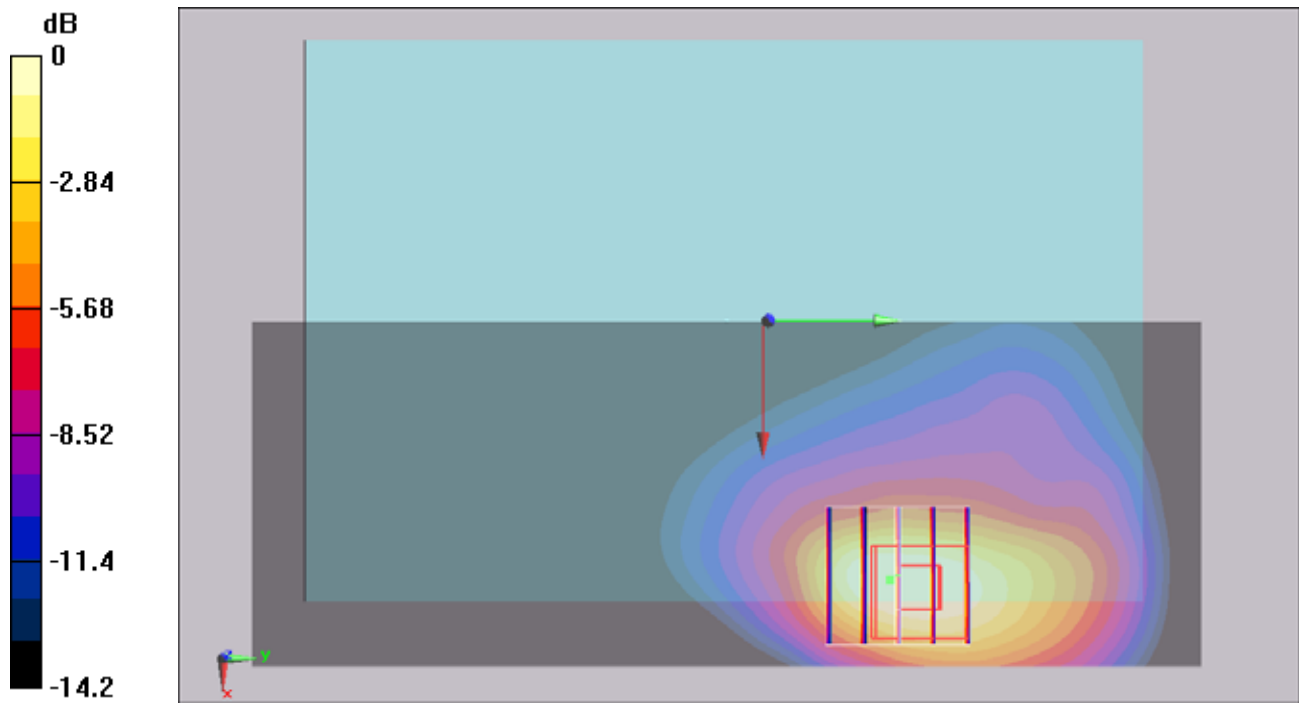
**Ch23780/Zoom Scan (5x5x7)/Cube 0:** Measurement grid: dx=8mm, dy=8mm, dz=5mm

Reference Value = 4.53 V/m; Power Drift = -0.122 dB

Peak SAR (extrapolated) = 2.49 W/kg

**SAR(1 g) = 1.25 mW/g; SAR(10 g) = 0.673 mW/g**

Maximum value of SAR (measured) = 1.32 mW/g



**#73 LTE Band 17\_QPSK(1-49)\_Bottom Face\_0cm\_Ch23780\_10M\_Earphone**

**DUT: 1D0774**

Communication System: LTE; Frequency: 709 MHz; Duty Cycle: 1:1

Medium: MSL\_750\_111212 Medium parameters used:  $f = 709$  MHz;  $\sigma = 0.934$  mho/m;  $\epsilon_r = 55.3$ ;  $\rho = 1000$  kg/m<sup>3</sup>

Ambient Temperature : 22.4 °C; Liquid Temperature : 21.4 °C

DASY5 Configuration:

- Probe: ET3DV6 - SN1787; ConvF(6.35, 6.35, 6.35); Calibrated: 2011/5/20
- Sensor-Surface: 4mm (Mechanical Surface Detection)
- Electronics: DAE4 Sn1279; Calibrated: 2011/6/17
- Phantom: ELI 4.0\_Front; Type: QD 0VA 002 AA; Serial: TP-1131
- ; SEMCAD X Version 13.4 Build 125

**Ch23780/Area Scan (41x111x1):** Measurement grid: dx=20mm, dy=20mm

Maximum value of SAR (interpolated) = 1.42 mW/g

**Ch23780/Zoom Scan (5x5x7)/Cube 0:** Measurement grid: dx=8mm, dy=8mm, dz=5mm

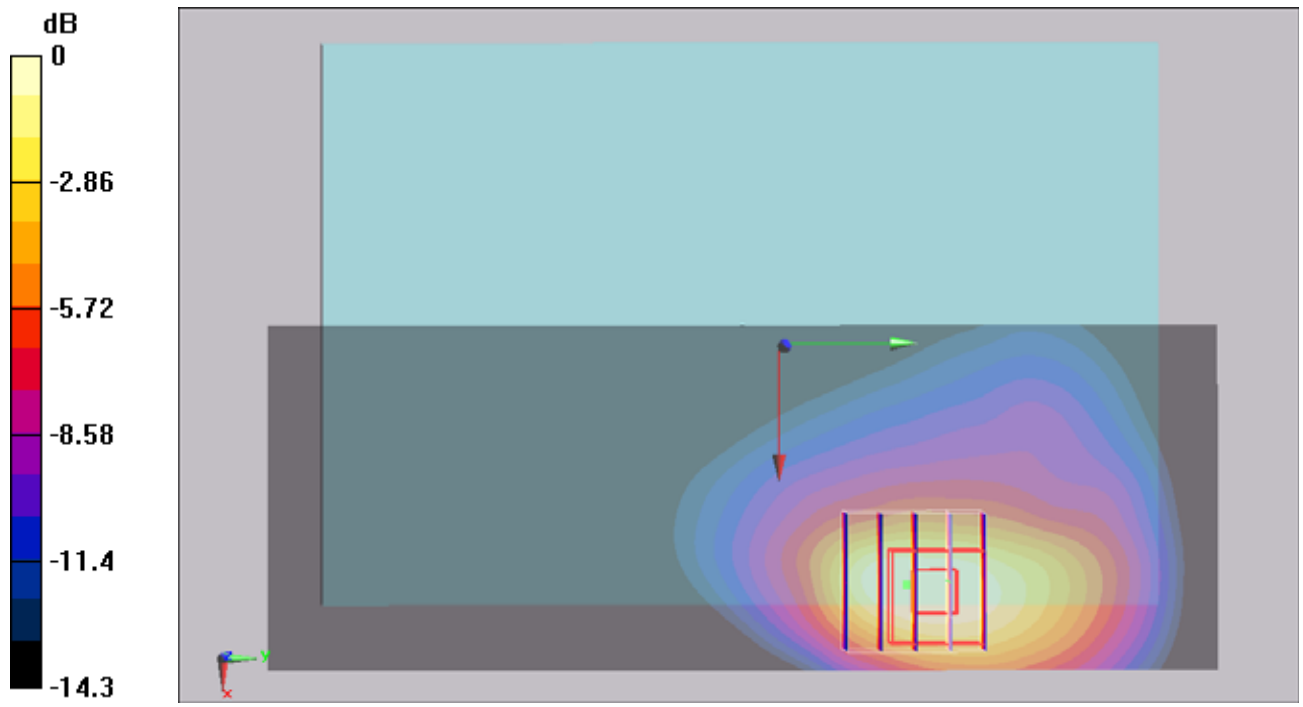
Reference Value = 4.44 V/m; Power Drift = -0.120 dB

Peak SAR (extrapolated) = 2.6 W/kg

**SAR(1 g) = 1.26 mW/g; SAR(10 g) = 0.671 mW/g**

Maximum value of SAR (measured) = 1.3 mW/g





0 dB = 1.3mW/g

**#77 LTE Band 17\_QPSK(25-13)\_Secondary Landscape\_0cm\_Ch23790\_10M**

**DUT: 1D0774**

Communication System: LTE; Frequency: 710 MHz; Duty Cycle: 1:1

Medium: MSL\_750\_111212 Medium parameters used:  $f = 710$  MHz;  $\sigma = 0.938$  mho/m;  $\epsilon_r = 55.3$ ;  $\rho = 1000$  kg/m<sup>3</sup>

Ambient Temperature : 22.4 °C; Liquid Temperature : 21.4 °C

DASY5 Configuration:

- Probe: ET3DV6 - SN1787; ConvF(6.35, 6.35, 6.35); Calibrated: 2011/5/20
- Sensor-Surface: 4mm (Mechanical Surface Detection)
- Electronics: DAE4 Sn1279; Calibrated: 2011/6/17
- Phantom: ELI 4.0\_Front; Type: QD 0VA 002 AA; Serial: TP-1131
- ; SEMCAD X Version 13.4 Build 125

**Ch23790/Area Scan (31x111x1):** Measurement grid: dx=20mm, dy=20mm

Maximum value of SAR (interpolated) = 0.426 mW/g

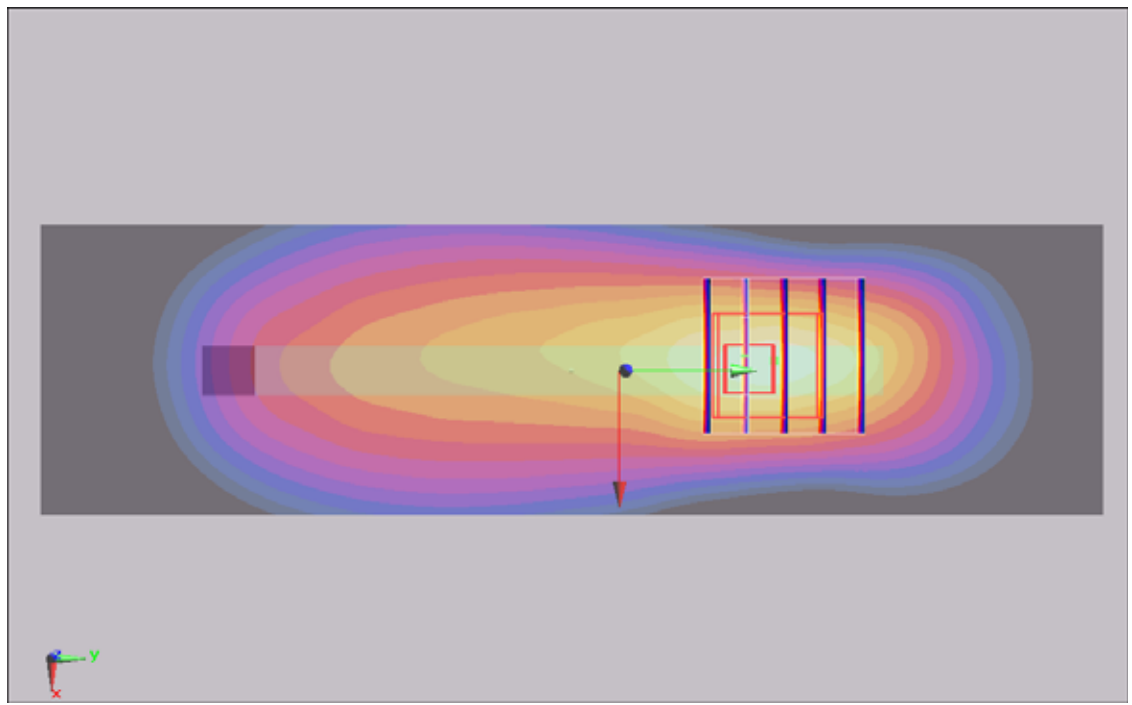
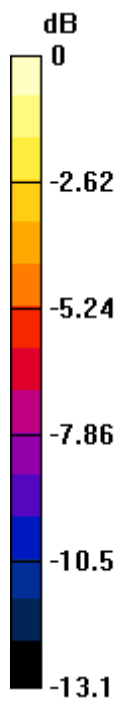
**Ch23790/Zoom Scan (5x5x7)/Cube 0:** Measurement grid: dx=8mm, dy=8mm, dz=5mm

Reference Value = 21.6 V/m; Power Drift = 0.057 dB

Peak SAR (extrapolated) = 0.897 W/kg

**SAR(1 g) = 0.438 mW/g; SAR(10 g) = 0.238 mW/g**

Maximum value of SAR (measured) = 0.456 mW/g



0 dB = 0.456mW/g

**#78 LTE Band 17\_QPSK(1-0)\_Secondary Landscape\_0cm\_Ch23790\_10M**

**DUT: 1D0774**

Communication System: LTE; Frequency: 710 MHz; Duty Cycle: 1:1

Medium: MSL\_750\_111212 Medium parameters used:  $f = 710 \text{ MHz}$ ;  $\sigma = 0.938 \text{ mho/m}$ ;  $\epsilon_r = 55.3$ ;  $\rho = 1000 \text{ kg/m}^3$

Ambient Temperature :  $22.4 \text{ }^\circ\text{C}$ ; Liquid Temperature :  $21.4 \text{ }^\circ\text{C}$

DASY5 Configuration:

- Probe: ET3DV6 - SN1787; ConvF(6.35, 6.35, 6.35); Calibrated: 2011/5/20
- Sensor-Surface: 4mm (Mechanical Surface Detection)
- Electronics: DAE4 Sn1279; Calibrated: 2011/6/17
- Phantom: ELI 4.0\_Front; Type: QD 0VA 002 AA; Serial: TP-1131
- ; SEMCAD X Version 13.4 Build 125

**Ch23790/Area Scan (31x111x1):** Measurement grid:  $dx=20\text{mm}$ ,  $dy=20\text{mm}$

Maximum value of SAR (interpolated) =  $0.462 \text{ mW/g}$

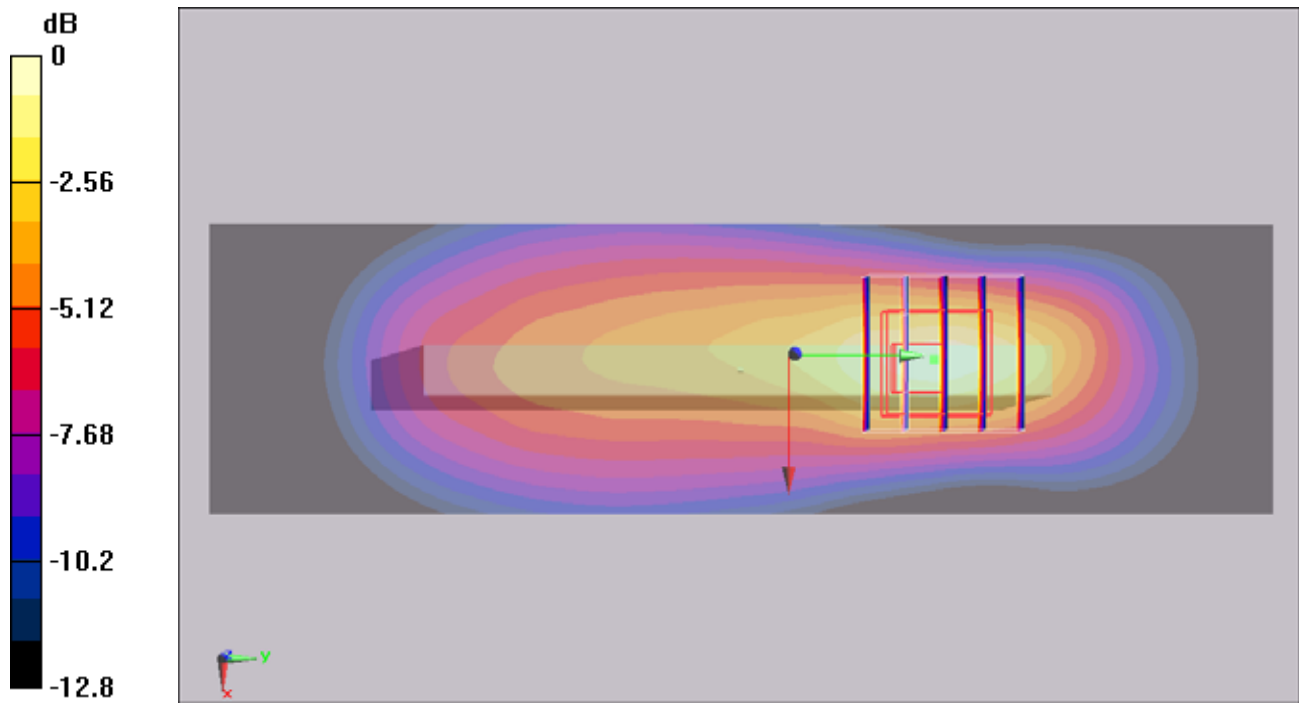
**Ch23790/Zoom Scan (5x5x7)/Cube 0:** Measurement grid:  $dx=8\text{mm}$ ,  $dy=8\text{mm}$ ,  $dz=5\text{mm}$

Reference Value =  $22.9 \text{ V/m}$ ; Power Drift =  $0.125 \text{ dB}$

Peak SAR (extrapolated) =  $0.962 \text{ W/kg}$

**SAR(1 g) =  $0.474 \text{ mW/g}$ ; SAR(10 g) =  $0.260 \text{ mW/g}$**

Maximum value of SAR (measured) =  $0.500 \text{ mW/g}$



0 dB = 0.500mW/g

**#79 LTE Band 17\_QPSK(1-49)\_Secondary Landscape\_0cm\_Ch23790\_10M**

**DUT: 1D0774**

Communication System: LTE; Frequency: 710 MHz; Duty Cycle: 1:1

Medium: MSL\_750\_111212 Medium parameters used:  $f = 710$  MHz;  $\sigma = 0.938$  mho/m;  $\epsilon_r = 55.3$ ;  $\rho = 1000$  kg/m<sup>3</sup>

Ambient Temperature : 22.4 °C ; Liquid Temperature : 21.4 °C

DASY5 Configuration:

- Probe: ET3DV6 - SN1787; ConvF(6.35, 6.35, 6.35); Calibrated: 2011/5/20
- Sensor-Surface: 4mm (Mechanical Surface Detection)
- Electronics: DAE4 Sn1279; Calibrated: 2011/6/17
- Phantom: ELI 4.0\_Front; Type: QD 0VA 002 AA; Serial: TP-1131
- ; SEMCAD X Version 13.4 Build 125

**Ch23790/Area Scan (31x111x1):** Measurement grid: dx=20mm, dy=20mm

Maximum value of SAR (interpolated) = 0.440 mW/g

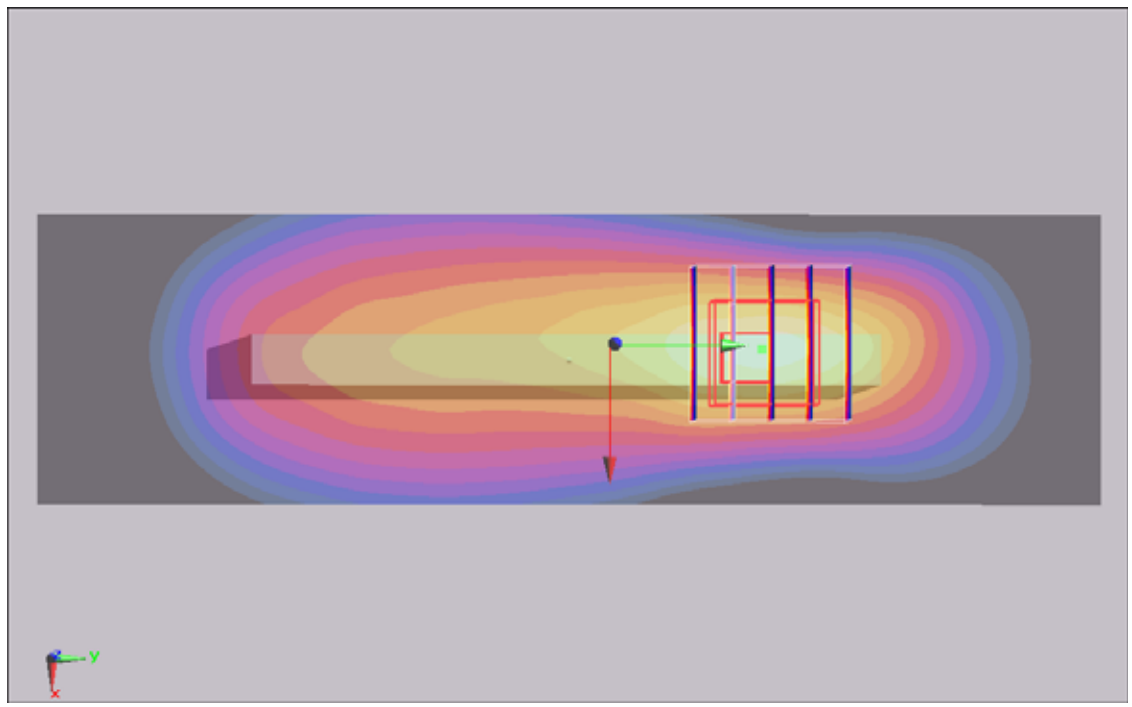
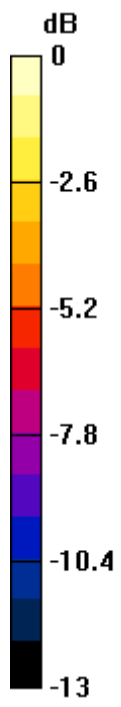
**Ch23790/Zoom Scan (5x5x7)/Cube 0:** Measurement grid: dx=8mm, dy=8mm, dz=5mm

Reference Value = 22.6 V/m; Power Drift = 0.036 dB

Peak SAR (extrapolated) = 0.952 W/kg

**SAR(1 g) = 0.461 mW/g; SAR(10 g) = 0.252 mW/g**

Maximum value of SAR (measured) = 0.487 mW/g



0 dB = 0.487mW/g

**#74 LTE Band 17\_16QAM(25-13)\_Bottom Face\_0cm\_Ch23780\_10M\_Earphone**

**DUT: 1D0774**

Communication System: LTE; Frequency: 70; MHz; Duty Cycle: 1:1

Medium: MSL\_750\_111212 Medium parameters used:  $f = 70$ ; MHz;  $\sigma = 0.934$  mho/m;  $\epsilon_r = 55.3$ ;  $\rho = 1000$  kg/m<sup>3</sup>

Ambient Temperature : 22.4 °C; Liquid Temperature : 21.4 °C

DASY5 Configuration:

- Probe: ET3DV6 - SN1787; ConvF(6.35, 6.35, 6.35); Calibrated: 2011/5/20
- Sensor-Surface: 4mm (Mechanical Surface Detection)
- Electronics: DAE4 Sn1279; Calibrated: 2011/6/17
- Phantom: ELI 4.0\_Front; Type: QD 0VA 002 AA; Serial: TP-1131
- ; SEMCAD X Version 13.4 Build 125

**Ch23780/Area Scan (41x111x1):** Measurement grid: dx=20mm, dy=20mm

Maximum value of SAR (interpolated) = 1.59 mW/g

**Ch23780/Zoom Scan (5x5x7)/Cube 0:** Measurement grid: dx=8mm, dy=8mm, dz=5mm

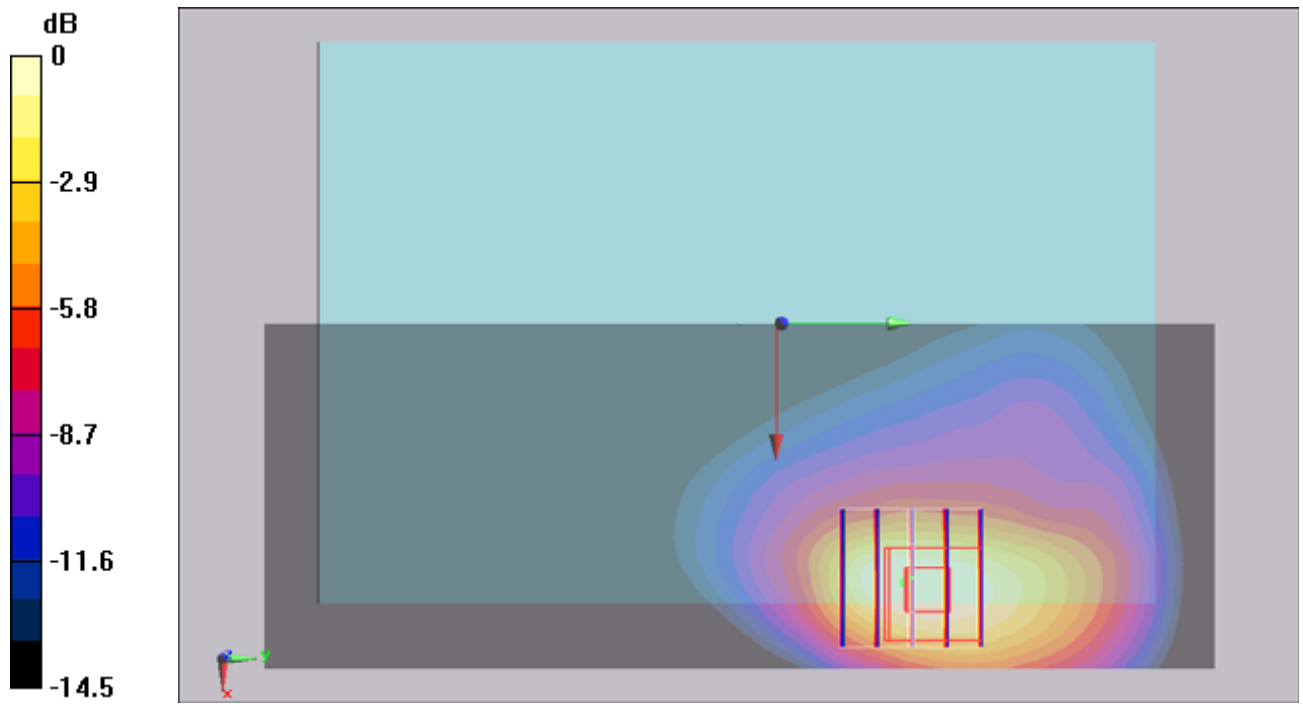
Reference Value = 4.66 V/m; Power Drift = -0.127 dB

Peak SAR (extrapolated) = 3.07 W/kg

**SAR(1 g) = 1.43 mW/g; SAR(10 g) = 0.752 mW/g**

Maximum value of SAR (measured) = 1.49 mW/g





0 dB = 1.49mW/g

**#74 LTE Band 17\_16QAM(25-13)\_Bottom Face\_0cm\_Ch23780\_10M\_Earphone\_2D**

**DUT: 1D0774**

Communication System: LTE; Frequency: 70; MHz; Duty Cycle: 1:1

Medium: MSL\_750\_111212 Medium parameters used:  $f = 70$ ; MHz;  $\sigma = 0.934$  mho/m;  $\epsilon_r = 55.3$ ;  $\rho = 1000$  kg/m<sup>3</sup>

Ambient Temperature : 22.4 °C ; Liquid Temperature : 21.4 °C

DASY5 Configuration:

- Probe: ET3DV6 - SN1787; ConvF(6.35, 6.35, 6.35); Calibrated: 2011/5/20
- Sensor-Surface: 4mm (Mechanical Surface Detection)
- Electronics: DAE4 Sn1279; Calibrated: 2011/6/17
- Phantom: ELI 4.0\_Front; Type: QD 0VA 002 AA; Serial: TP-1131
- ; SEMCAD X Version 13.4 Build 125

**Ch23780/Area Scan (41x111x1):** Measurement grid: dx=20mm, dy=20mm

Maximum value of SAR (interpolated) = 1.59 mW/g

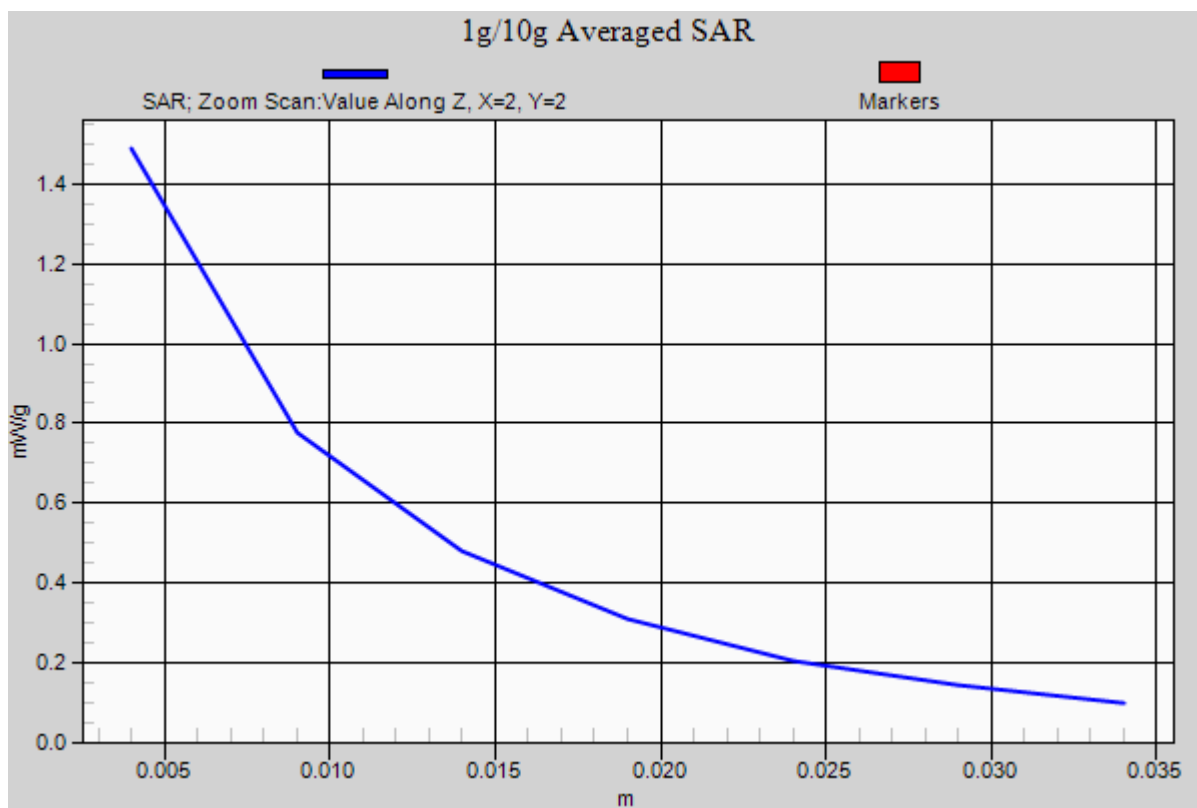
**Ch23780/Zoom Scan (5x5x7)/Cube 0:** Measurement grid: dx=8mm, dy=8mm, dz=5mm

Reference Value = 4.66 V/m; Power Drift = -0.127 dB

Peak SAR (extrapolated) = 3.07 W/kg

**SAR(1 g) = 1.43 mW/g; SAR(10 g) = 0.752 mW/g**

Maximum value of SAR (measured) = 1.49 mW/g



**#75 LTE Band 17\_16QAM(1-0)\_Bottom Face\_0cm\_Ch23780\_10M\_Earphone**

**DUT: 1D0774**

Communication System: LTE; Frequency: 709 MHz; Duty Cycle: 1:1

Medium: MSL\_750\_111212 Medium parameters used:  $f = 709$  MHz;  $\sigma = 0.934$  mho/m;  $\epsilon_r = 55.3$ ;  $\rho = 1000$  kg/m<sup>3</sup>

Ambient Temperature : 22.4 °C; Liquid Temperature : 21.4 °C

DASY5 Configuration:

- Probe: ET3DV6 - SN1787; ConvF(6.35, 6.35, 6.35); Calibrated: 2011/5/20
- Sensor-Surface: 4mm (Mechanical Surface Detection)
- Electronics: DAE4 Sn1279; Calibrated: 2011/6/17
- Phantom: ELI 4.0\_Front; Type: QD 0VA 002 AA; Serial: TP-1131
- ; SEMCAD X Version 13.4 Build 125

**Ch23780/Area Scan (41x111x1):** Measurement grid: dx=20mm, dy=20mm

Maximum value of SAR (interpolated) = 1.49 mW/g

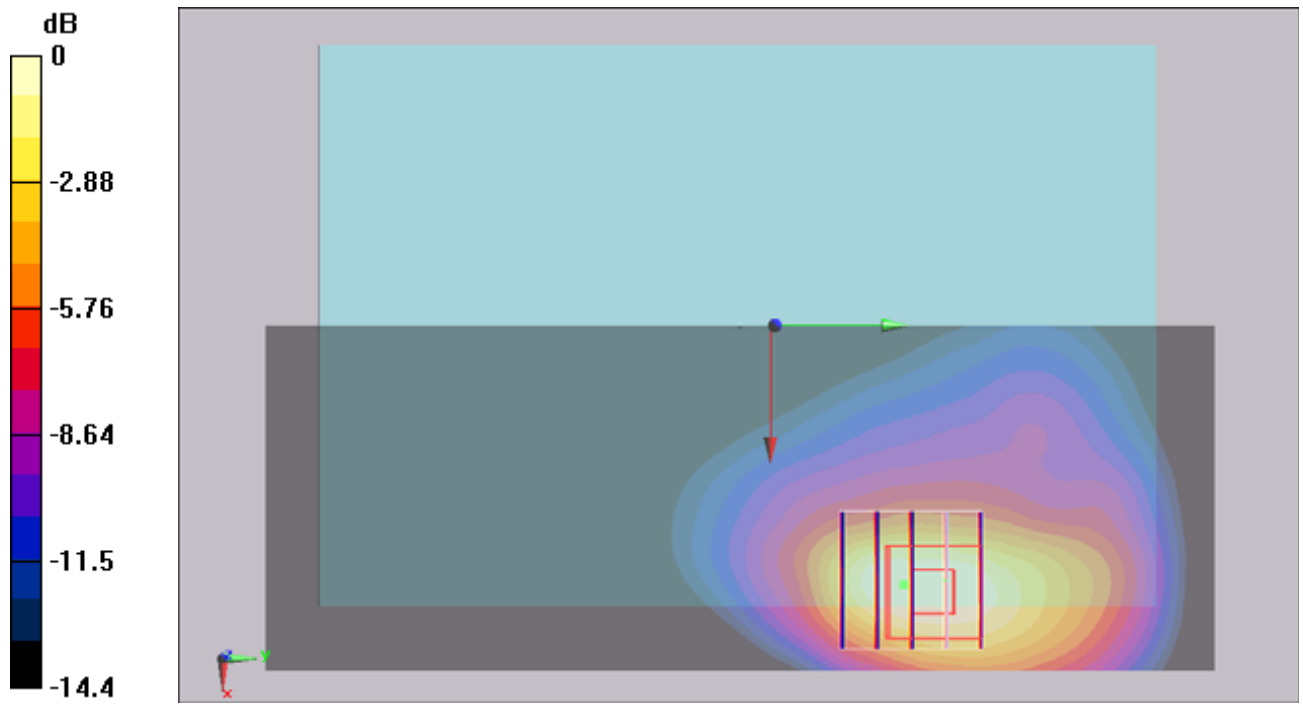
**Ch23780/Zoom Scan (5x5x7)/Cube 0:** Measurement grid: dx=8mm, dy=8mm, dz=5mm

Reference Value = 4.61 V/m; Power Drift = -0.141 dB

Peak SAR (extrapolated) = 2.63 W/kg

**SAR(1 g) = 1.33 mW/g; SAR(10 g) = 0.703 mW/g**

Maximum value of SAR (measured) = 1.39 mW/g



0 dB = 1.39mW/g

**#76 LTE Band 17\_16QAM(1-49)\_Bottom Face\_0cm\_Ch23780\_10M\_Earphone**

**DUT: 1D0774**

Communication System: LTE; Frequency: 709 MHz; Duty Cycle: 1:1

Medium: MSL\_750\_111212 Medium parameters used:  $f = 709$  MHz;  $\sigma = 0.934$  mho/m;  $\epsilon_r = 55.3$ ;  $\rho = 1000$  kg/m<sup>3</sup>

Ambient Temperature : 22.4 °C; Liquid Temperature : 21.4 °C

DASY5 Configuration:

- Probe: ET3DV6 - SN1787; ConvF(6.35, 6.35, 6.35); Calibrated: 2011/5/20
- Sensor-Surface: 4mm (Mechanical Surface Detection)
- Electronics: DAE4 Sn1279; Calibrated: 2011/6/17
- Phantom: ELI 4.0\_Front; Type: QD 0VA 002 AA; Serial: TP-1131
- ; SEMCAD X Version 13.4 Build 125

**Ch23780/Area Scan (41x111x1):** Measurement grid: dx=20mm, dy=20mm

Maximum value of SAR (interpolated) = 1.38 mW/g

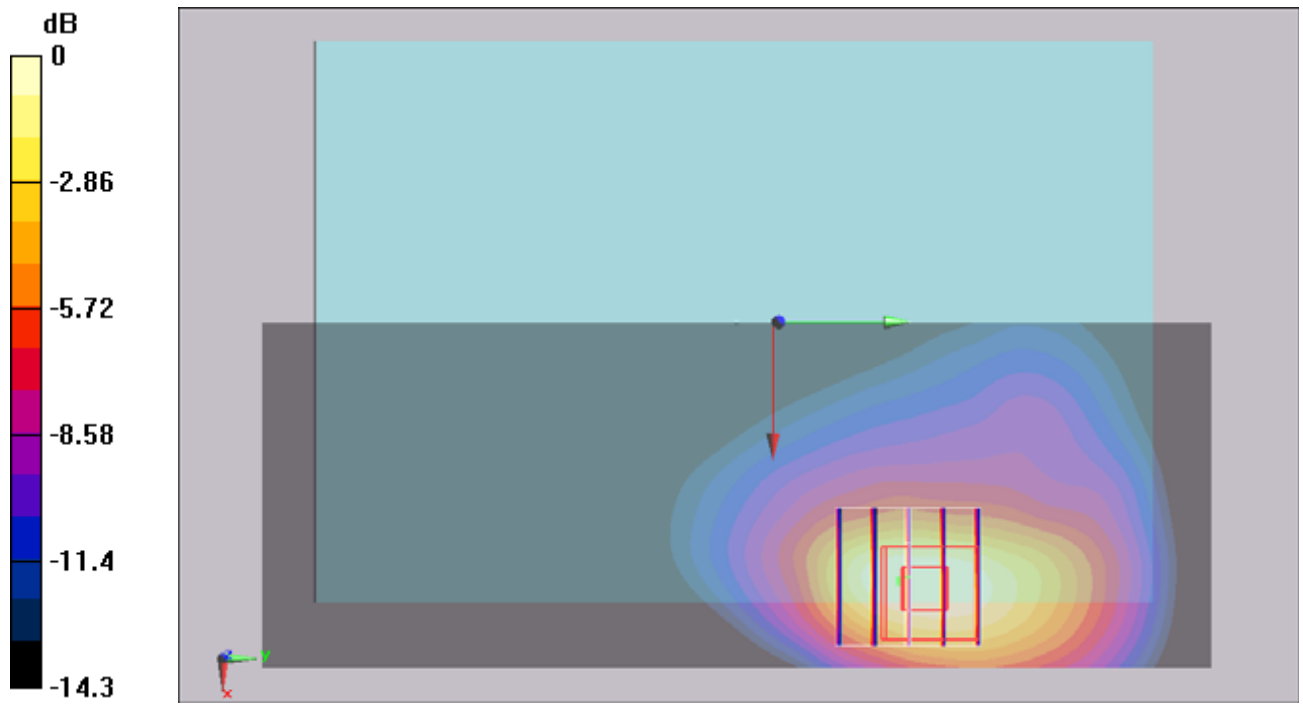
**Ch23780/Zoom Scan (5x5x7)/Cube 0:** Measurement grid: dx=8mm, dy=8mm, dz=5mm

Reference Value = 4.51 V/m; Power Drift = -0.103 dB

Peak SAR (extrapolated) = 2.66 W/kg

**SAR(1 g) = 1.27 mW/g; SAR(10 g) = 0.681 mW/g**

Maximum value of SAR (measured) = 1.34 mW/g



0 dB = 1.34mW/g

**#80 LTE Band 17\_16QAM(25-13)\_Secondary Landscape\_0cm\_Ch23790\_10M**

**DUT: 1D0774**

Communication System: LTE; Frequency: 710 MHz; Duty Cycle: 1:1

Medium: MSL\_750\_111212 Medium parameters used:  $f = 710 \text{ MHz}$ ;  $\sigma = 0.938 \text{ mho/m}$ ;  $\epsilon_r = 55.3$ ;  $\rho = 1000 \text{ kg/m}^3$

Ambient Temperature :  $22.4 \text{ }^\circ\text{C}$ ; Liquid Temperature :  $21.4 \text{ }^\circ\text{C}$

DASY5 Configuration:

- Probe: ET3DV6 - SN1787; ConvF(6.35, 6.35, 6.35); Calibrated: 2011/5/20
- Sensor-Surface: 4mm (Mechanical Surface Detection)
- Electronics: DAE4 Sn1279; Calibrated: 2011/6/17
- Phantom: ELI 4.0\_Front; Type: QD 0VA 002 AA; Serial: TP-1131
- ; SEMCAD X Version 13.4 Build 125

**Ch23790/Area Scan (31x111x1):** Measurement grid:  $dx=20\text{mm}$ ,  $dy=20\text{mm}$

Maximum value of SAR (interpolated) =  $0.432 \text{ mW/g}$

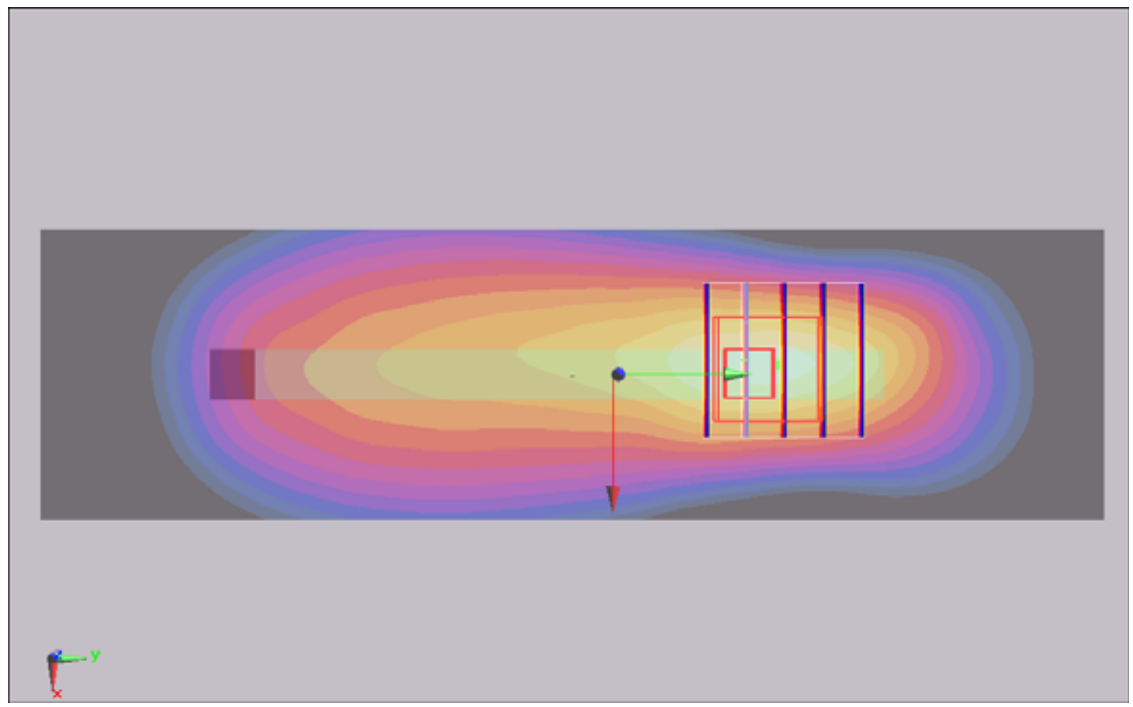
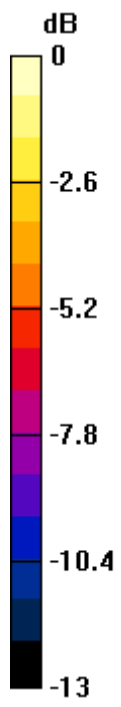
**Ch23790/Zoom Scan (5x5x7)/Cube 0:** Measurement grid:  $dx=8\text{mm}$ ,  $dy=8\text{mm}$ ,  $dz=5\text{mm}$

Reference Value =  $22.5 \text{ V/m}$ ; Power Drift =  $0.062 \text{ dB}$

Peak SAR (extrapolated) =  $0.913 \text{ W/kg}$

**SAR(1 g) =  $0.450 \text{ mW/g}$ ; SAR(10 g) =  $0.247 \text{ mW/g}$**

Maximum value of SAR (measured) =  $0.475 \text{ mW/g}$



0 dB = 0.475mW/g



**#81 LTE Band 17\_16QAM(1-0)\_Secondary Landscape\_0cm\_Ch23790\_10M**

**DUT: 1D0774**

Communication System: LTE; Frequency: 710 MHz; Duty Cycle: 1:1

Medium: MSL\_750\_111212 Medium parameters used:  $f = 710$  MHz;  $\sigma = 0.938$  mho/m;  $\epsilon_r = 55.3$ ;  $\rho = 1000$  kg/m<sup>3</sup>

Ambient Temperature : 22.4 °C; Liquid Temperature : 21.4 °C

DASY5 Configuration:

- Probe: ET3DV6 - SN1787; ConvF(6.35, 6.35, 6.35); Calibrated: 2011/5/20
- Sensor-Surface: 4mm (Mechanical Surface Detection)
- Electronics: DAE4 Sn1279; Calibrated: 2011/6/17
- Phantom: ELI 4.0\_Front; Type: QD 0VA 002 AA; Serial: TP-1131
- ; SEMCAD X Version 13.4 Build 125

**Ch23790/Area Scan (31x111x1):** Measurement grid: dx=20mm, dy=20mm

Maximum value of SAR (interpolated) = 0.472 mW/g

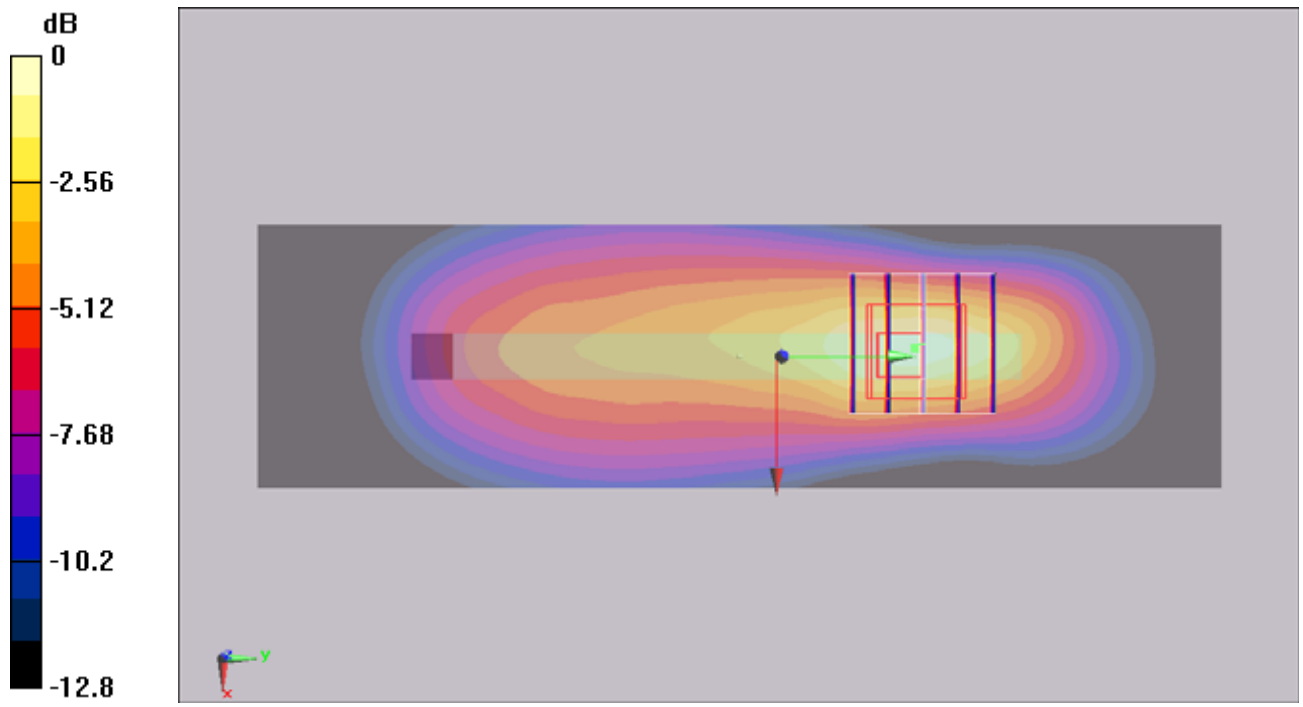
**Ch23790/Zoom Scan (5x5x7)/Cube 0:** Measurement grid: dx=8mm, dy=8mm, dz=5mm

Reference Value = 22.9 V/m; Power Drift = 0.122 dB

Peak SAR (extrapolated) = 0.996 W/kg

**SAR(1 g) = 0.491 mW/g; SAR(10 g) = 0.266 mW/g**

Maximum value of SAR (measured) = 0.517 mW/g



0 dB = 0.517mW/g

**#82 LTE Band 17\_16QAM(1-49)\_Secondary Landscape\_0cm\_Ch23790\_10M**

**DUT: 1D0774**

Communication System: LTE; Frequency: 710 MHz; Duty Cycle: 1:1

Medium: MSL\_750\_111212 Medium parameters used:  $f = 710$  MHz;  $\sigma = 0.938$  mho/m;  $\epsilon_r = 55.3$ ;  $\rho = 1000$  kg/m<sup>3</sup>

Ambient Temperature : 22.4 °C; Liquid Temperature : 21.4 °C

DASY5 Configuration:

- Probe: ET3DV6 - SN1787; ConvF(6.35, 6.35, 6.35); Calibrated: 2011/5/20
- Sensor-Surface: 4mm (Mechanical Surface Detection)
- Electronics: DAE4 Sn1279; Calibrated: 2011/6/17
- Phantom: ELI 4.0\_Front; Type: QD 0VA 002 AA; Serial: TP-1131
- ; SEMCAD X Version 13.4 Build 125

**Ch23790/Area Scan (31x111x1):** Measurement grid: dx=20mm, dy=20mm

Maximum value of SAR (interpolated) = 0.443 mW/g

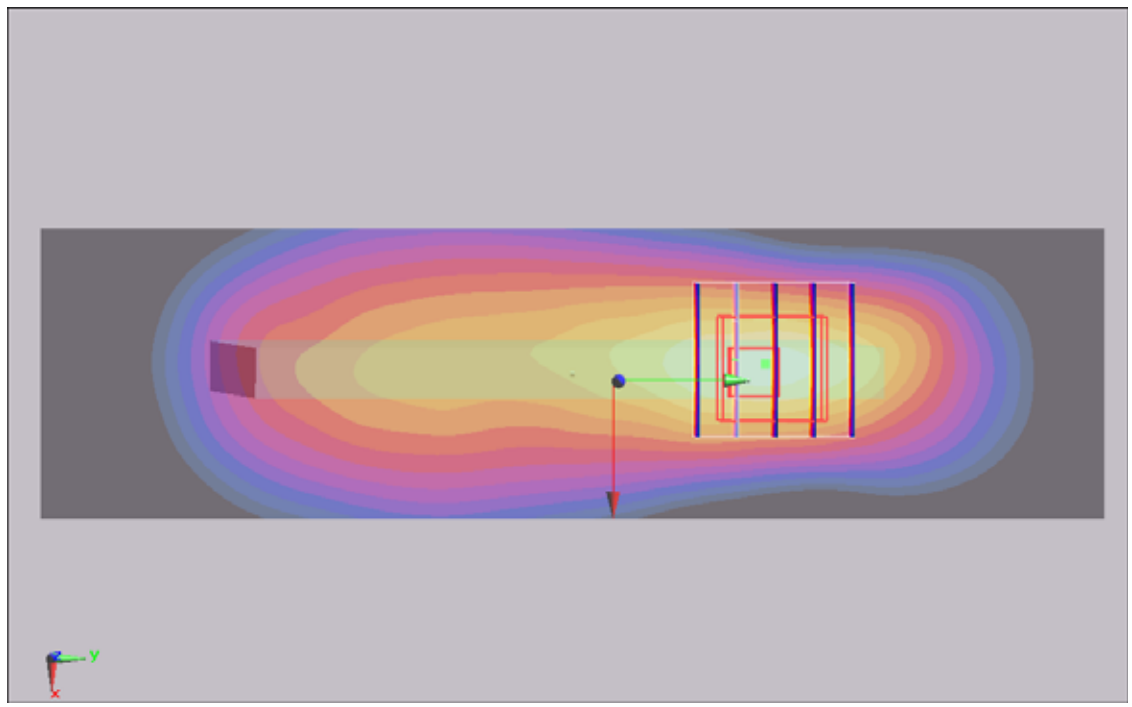
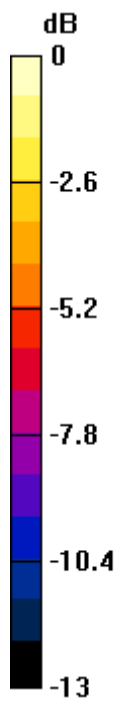
**Ch23790/Zoom Scan (5x5x7)/Cube 0:** Measurement grid: dx=8mm, dy=8mm, dz=5mm

Reference Value = 22.8 V/m; Power Drift = 0.124 dB

Peak SAR (extrapolated) = 0.984 W/kg

**SAR(1 g) = 0.469 mW/g; SAR(10 g) = 0.256 mW/g**

Maximum value of SAR (measured) = 0.486 mW/g



0 dB = 0.486mW/g

### #113 LTE Band 4\_QPSK(50-25)\_Bottom Face\_1cm\_Ch20175\_20M\_Earphone

**DUT: 1D0774**

Communication System: LTE; Frequency: 1732.5 MHz; Duty Cycle: 1:1

Medium: MSL\_1800\_120110 Medium parameters used:  $f = 1732.5$  MHz;  $\sigma = 1.49$  mho/m;  $\epsilon_r = 52.3$ ;

$\rho = 1000$  kg/m<sup>3</sup>

Ambient Temperature : 22.6 °C ; Liquid Temperature : 21.6 °C

DASY4 Configuration:

- Probe: ET3DV6 - SN1787; ConvF(4.74, 4.74, 4.74); Calibrated: 2011/5/20
- Sensor-Surface: 4mm (Mechanical Surface Detection)
- Electronics: DAE3 Sn495; Calibrated: 2011/4/28
- Phantom: ELI 4.0\_Front; Type: QDOVA001BB; Serial: 1026
- Measurement SW: DASY4, V4.7 Build 80; Postprocessing SW: SEMCAD, V1.8 Build 186

**Ch20175/Area Scan (81x111x1):** Measurement grid: dx=20mm, dy=20mm

Maximum value of SAR (interpolated) = 1.08 mW/g

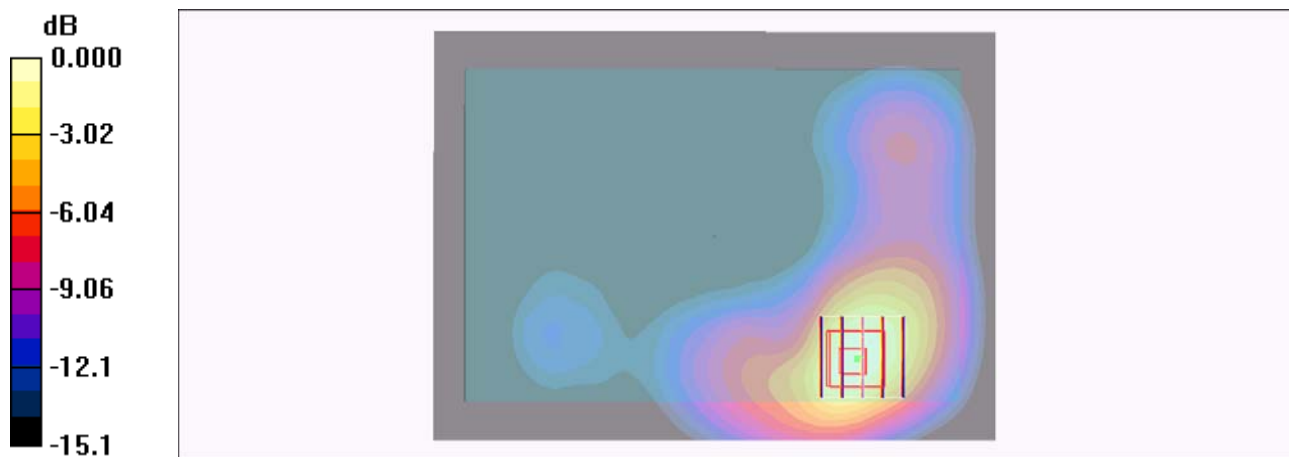
**Ch20175/Zoom Scan (5x5x7)/Cube 0:** Measurement grid: dx=8mm, dy=8mm, dz=5mm

Reference Value = 3.75 V/m; Power Drift = -0.177 dB

Peak SAR (extrapolated) = 1.43 W/kg

**SAR(1 g) = 0.991 mW/g; SAR(10 g) = 0.607 mW/g**

Maximum value of SAR (measured) = 1.06 mW/g



0 dB = 1.06mW/g

### #114 LTE Band 4\_QPSK(50-25)\_Bottom Face\_1cm\_Ch20050\_20M\_Earphone

**DUT: 1D0774**

Communication System: LTE; Frequency: 1720 MHz; Duty Cycle: 1:1

Medium: MSL\_1800\_120110 Medium parameters used:  $f = 1720$  MHz;  $\sigma = 1.47$  mho/m;  $\epsilon_r = 52.3$ ;  $\rho$

$= 1000$  kg/m<sup>3</sup>

Ambient Temperature : 22.6 °C; Liquid Temperature : 21.6 °C

DASY4 Configuration:

- Probe: ET3DV6 - SN1787; ConvF(4.74, 4.74, 4.74); Calibrated: 2011/5/20

- Sensor-Surface: 4mm (Mechanical Surface Detection)

- Electronics: DAE3 Sn495; Calibrated: 2011/4/28

- Phantom: ELI 4.0\_Front; Type: QDOVA001BB; Serial: 1026

- Measurement SW: DASY4, V4.7 Build 80; Postprocessing SW: SEMCAD, V1.8 Build 186

**Ch20050/Area Scan (41x111x1):** Measurement grid: dx=20mm, dy=20mm

Maximum value of SAR (interpolated) = 1.05 mW/g

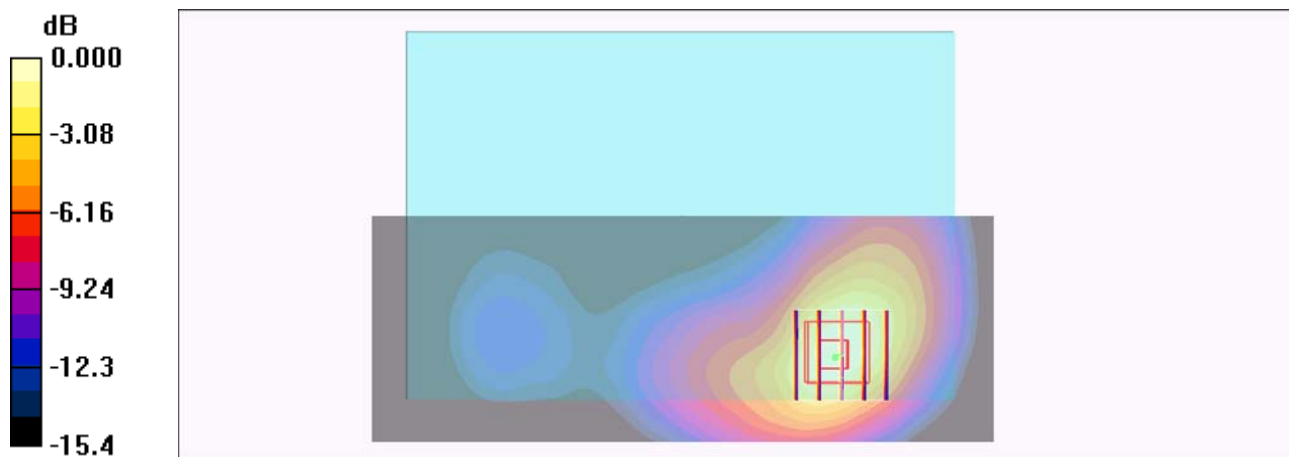
**Ch20050/Zoom Scan (5x5x7)/Cube 0:** Measurement grid: dx=8mm, dy=8mm, dz=5mm

Reference Value = 4.36 V/m; Power Drift = -0.144 dB

Peak SAR (extrapolated) = 1.32 W/kg

**SAR(1 g) = 0.967 mW/g; SAR(10 g) = 0.605 mW/g**

Maximum value of SAR (measured) = 1.06 mW/g



0 dB = 1.06mW/g

### #115 LTE Band 4\_QPSK(50-25)\_Bottom Face\_1cm\_Ch20300\_20M\_Earphone

**DUT: 1D0774**

Communication System: LTE; Frequency: 1745 MHz; Duty Cycle: 1:1

Medium: MSL\_1800\_120110 Medium parameters used:  $f = 1745$  MHz;  $\sigma = 1.5$  mho/m;  $\epsilon_r = 52.4$ ;  $\rho = 1000$  kg/m<sup>3</sup>

Ambient Temperature : 22.6 °C ; Liquid Temperature : 21.6 °C

DASY4 Configuration:

- Probe: ET3DV6 - SN1787; ConvF(4.74, 4.74, 4.74); Calibrated: 2011/5/20
- Sensor-Surface: 4mm (Mechanical Surface Detection)
- Electronics: DAE3 Sn495; Calibrated: 2011/4/28
- Phantom: ELI 4.0\_Front; Type: QDOVA001BB; Serial: 1026
- Measurement SW: DASY4, V4.7 Build 80; Postprocessing SW: SEMCAD, V1.8 Build 186

**Ch20300/Area Scan (41x111x1):** Measurement grid: dx=20mm, dy=20mm

Maximum value of SAR (interpolated) = 1.04 mW/g

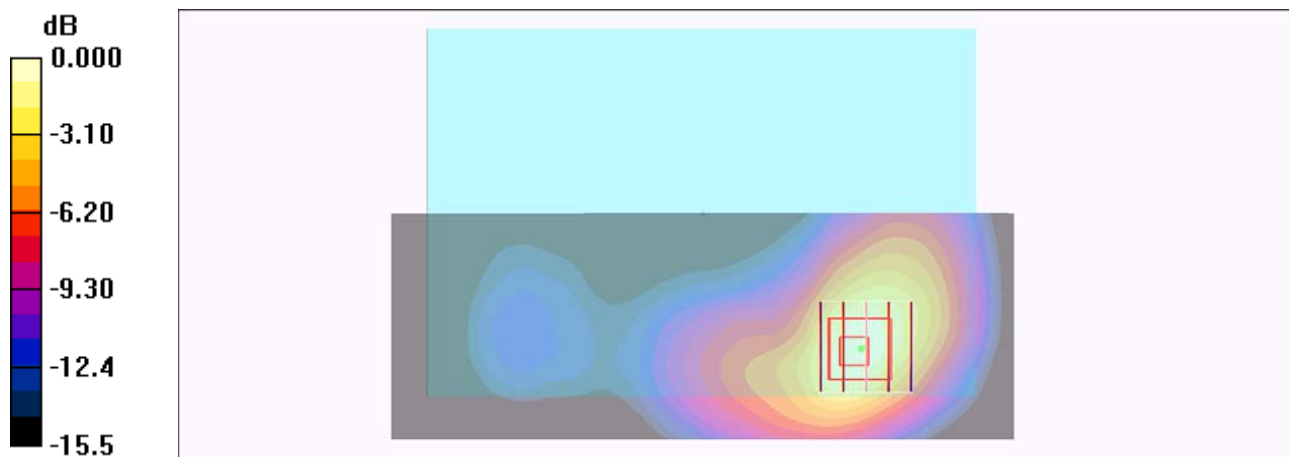
**Ch20300/Zoom Scan (5x5x7)/Cube 0:** Measurement grid: dx=8mm, dy=8mm, dz=5mm

Reference Value = 3.94 V/m; Power Drift = -0.121 dB

Peak SAR (extrapolated) = 1.35 W/kg

**SAR(1 g) = 0.981 mW/g; SAR(10 g) = 0.604 mW/g**

Maximum value of SAR (measured) = 1.07 mW/g



0 dB = 1.07mW/g

### #116 LTE Band 4\_QPSK(1-0)\_Bottom Face\_1cm\_Ch20175\_20M\_Earphone

**DUT: 1D0774**

Communication System: LTE; Frequency: 1732.5 MHz; Duty Cycle: 1:1

Medium: MSL\_1800\_120110 Medium parameters used:  $f = 1732.5$  MHz;  $\sigma = 1.49$  mho/m;  $\epsilon_r = 52.3$ ;

$\rho = 1000$  kg/m<sup>3</sup>

Ambient Temperature : 22.6 °C ; Liquid Temperature : 21.6 °C

DASY4 Configuration:

- Probe: ET3DV6 - SN1787; ConvF(4.74, 4.74, 4.74); Calibrated: 2011/5/20
- Sensor-Surface: 4mm (Mechanical Surface Detection)
- Electronics: DAE3 Sn495; Calibrated: 2011/4/28
- Phantom: ELI 4.0\_Front; Type: QDOVA001BB; Serial: 1026
- Measurement SW: DASY4, V4.7 Build 80; Postprocessing SW: SEMCAD, V1.8 Build 186

**Ch20175/Area Scan (41x111x1):** Measurement grid: dx=20mm, dy=20mm

Maximum value of SAR (interpolated) = 1.27 mW/g

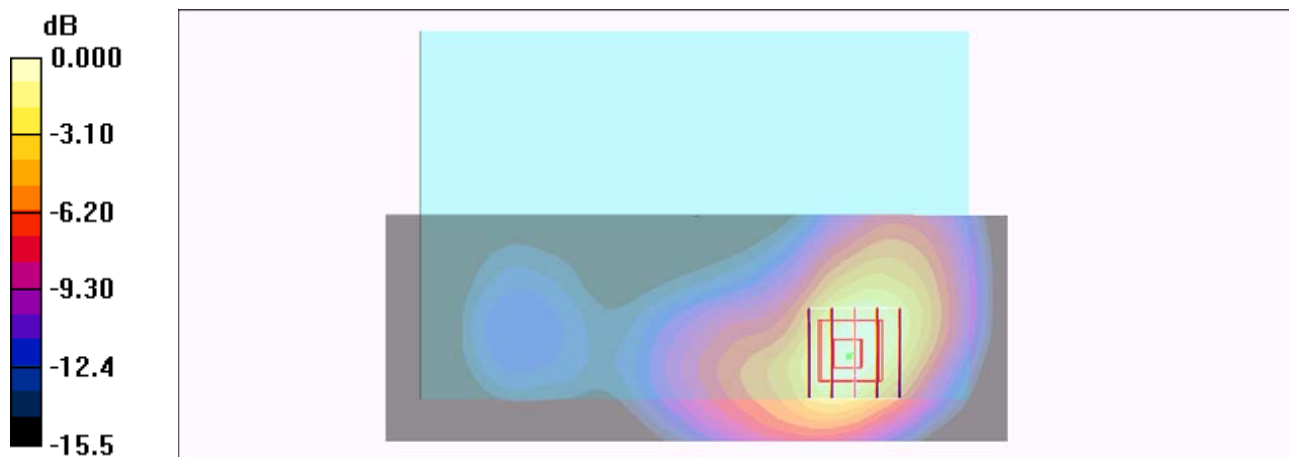
**Ch20175/Zoom Scan (5x5x7)/Cube 0:** Measurement grid: dx=8mm, dy=8mm, dz=5mm

Reference Value = 4.61 V/m; Power Drift = -0.111 dB

Peak SAR (extrapolated) = 1.57 W/kg

**SAR(1 g) = 1.16 mW/g; SAR(10 g) = 0.724 mW/g**

Maximum value of SAR (measured) = 1.26 mW/g



0 dB = 1.26mW/g



### #117 LTE Band 4\_QPSK(1-99)\_Bottom Face\_1cm\_Ch20175\_20M\_Earphone

**DUT: 1D0774**

Communication System: LTE; Frequency: 1732.5 MHz; Duty Cycle: 1:1

Medium: MSL\_1800\_120110 Medium parameters used:  $f = 1732.5$  MHz;  $\sigma = 1.49$  mho/m;  $\epsilon_r = 52.3$ ;

$\rho = 1000$  kg/m<sup>3</sup>

Ambient Temperature : 22.6 °C ; Liquid Temperature : 21.6 °C

DASY4 Configuration:

- Probe: ET3DV6 - SN1787; ConvF(4.74, 4.74, 4.74); Calibrated: 2011/5/20

- Sensor-Surface: 4mm (Mechanical Surface Detection)

- Electronics: DAE3 Sn495; Calibrated: 2011/4/28

- Phantom: ELI 4.0\_Front; Type: QDOVA001BB; Serial: 1026

- Measurement SW: DASY4, V4.7 Build 80; Postprocessing SW: SEMCAD, V1.8 Build 186

**Ch20175/Area Scan (41x111x1):** Measurement grid: dx=20mm, dy=20mm

Maximum value of SAR (interpolated) = 1.33 mW/g

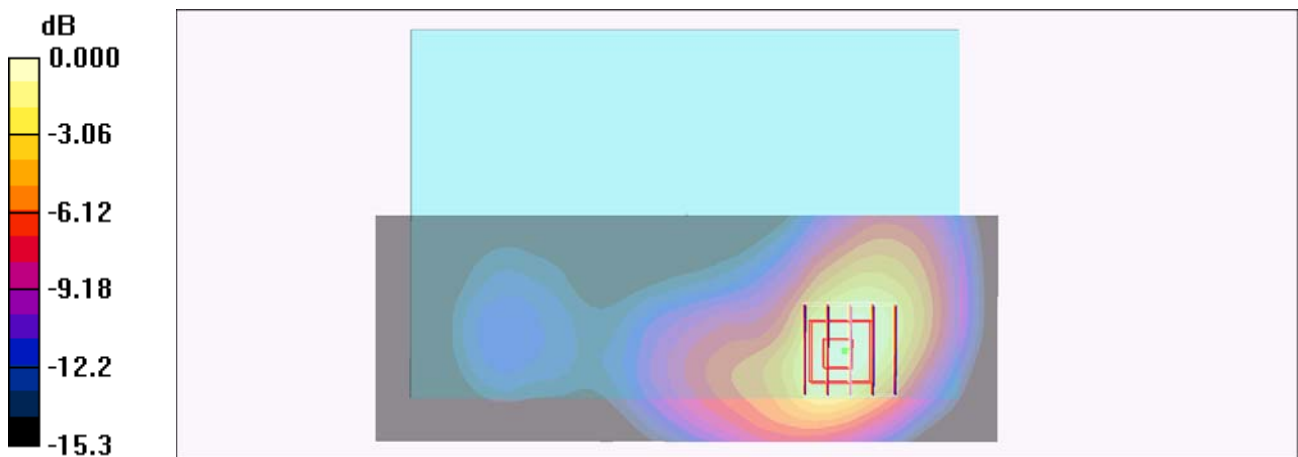
**Ch20175/Zoom Scan (5x5x7)/Cube 0:** Measurement grid: dx=8mm, dy=8mm, dz=5mm

Reference Value = 4.50 V/m; Power Drift = -0.103 dB

Peak SAR (extrapolated) = 1.79 W/kg

**SAR(1 g) = 1.21 mW/g; SAR(10 g) = 0.746 mW/g**

Maximum value of SAR (measured) = 1.28 mW/g



0 dB = 1.28mW/g

### #118 LTE Band 4\_QPSK(50-25)\_Secondary Landscape\_0.75cm\_Ch20175\_20M

**DUT: 1D0774**

Communication System: LTE; Frequency: 1732.5 MHz; Duty Cycle: 1:1

Medium: MSL\_1800\_120110 Medium parameters used :  $f = 1732.5$  MHz;  $\sigma = 1.49$  mho/m;  $\epsilon_r = 52.3$ ;

$\rho = 1000$  kg/m<sup>3</sup>

Ambient Temperature : 22.6 °C ; Liquid Temperature : 21.6 °C

DASY4 Configuration:

- Probe: ET3DV6 - SN1787; ConvF(4.74, 4.74, 4.74); Calibrated: 2011/5/20
- Sensor-Surface: 4mm (Mechanical Surface Detection)
- Electronics: DAE3 Sn495; Calibrated: 2011/4/28
- Phantom: ELI 4.0\_Front; Type: QDOVA001BB; Serial: 1026
- Measurement SW: DASY4, V4.7 Build 80; Postprocessing SW: SEMCAD, V1.8 Build 186

**Ch20175/Area Scan (31x111x1):** Measurement grid: dx=20mm, dy=20mm

Maximum value of SAR (interpolated) = 0.737 mW/g

**Ch20175/Zoom Scan (5x5x7)/Cube 0:** Measurement grid: dx=8mm, dy=8mm, dz=5mm

Reference Value = 20.6 V/m; Power Drift = -0.009 dB

Peak SAR (extrapolated) = 1.01 W/kg

**SAR(1 g) = 0.669 mW/g; SAR(10 g) = 0.415 mW/g**

Maximum value of SAR (measured) = 0.728 mW/g

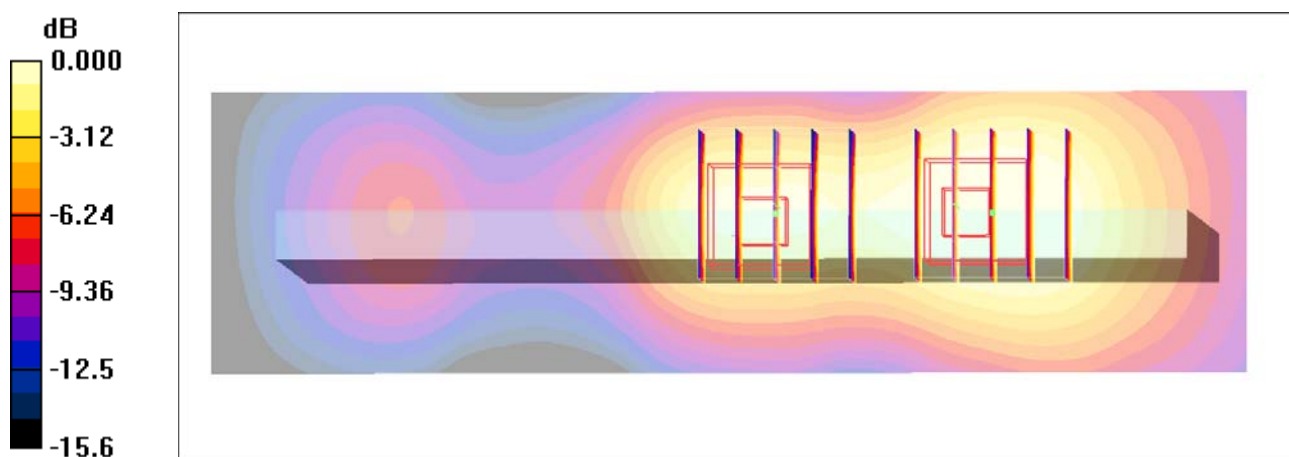
**Ch20175/Zoom Scan (5x5x7)/Cube 1:** Measurement grid: dx=8mm, dy=8mm, dz=5mm

Reference Value = 20.6 V/m; Power Drift = -0.009 dB

Peak SAR (extrapolated) = 0.819 W/kg

**SAR(1 g) = 0.534 mW/g; SAR(10 g) = 0.314 mW/g**

Maximum value of SAR (measured) = 0.574 mW/g



0 dB = 0.574mW/g

### #119 LTE Band 4\_QPSK(1-0)\_Secondary Landscape\_0.75cm\_Ch20175\_20M

**DUT: 1D0774**

Communication System: LTE; Frequency: 1732.5 MHz; Duty Cycle: 1:1

Medium: MSL\_1800\_120110 Medium parameters used :  $f = 1732.5$  MHz;  $\sigma = 1.49$  mho/m;  $\epsilon_r = 52.3$ ;

$\rho = 1000$  kg/m<sup>3</sup>

Ambient Temperature : 22.6 °C ; Liquid Temperature : 21.6 °C

DASY4 Configuration:

- Probe: ET3DV6 - SN1787; ConvF(4.74, 4.74, 4.74); Calibrated: 2011/5/20
- Sensor-Surface: 4mm (Mechanical Surface Detection)
- Electronics: DAE3 Sn495; Calibrated: 2011/4/28
- Phantom: ELI 4.0\_Front; Type: QDOVA001BB; Serial: 1026
- Measurement SW: DASY4, V4.7 Build 80; Postprocessing SW: SEMCAD, V1.8 Build 186

**Ch20175/Area Scan (31x111x1):** Measurement grid: dx=20mm, dy=20mm

Maximum value of SAR (interpolated) = 0.874 mW/g

**Ch20175/Zoom Scan (5x5x7)/Cube 0:** Measurement grid: dx=8mm, dy=8mm, dz=5mm

Reference Value = 22.9 V/m; Power Drift = 0.122 dB

Peak SAR (extrapolated) = 1.28 W/kg

**SAR(1 g) = 0.839 mW/g; SAR(10 g) = 0.512 mW/g**

Maximum value of SAR (measured) = 0.882 mW/g

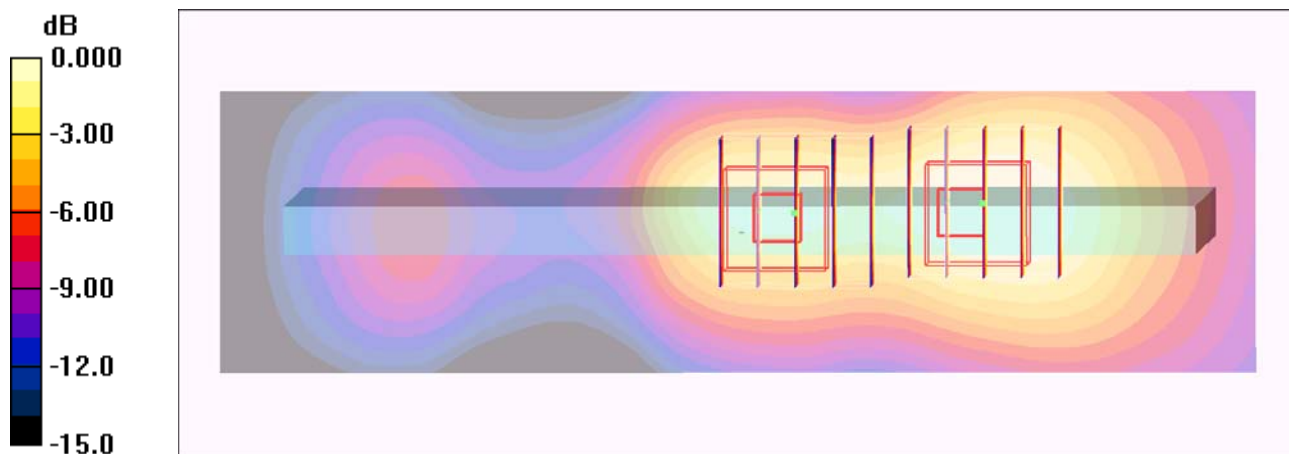
**Ch20175/Zoom Scan (5x5x7)/Cube 1:** Measurement grid: dx=8mm, dy=8mm, dz=5mm

Reference Value = 22.9 V/m; Power Drift = 0.122 dB

Peak SAR (extrapolated) = 1.10 W/kg

**SAR(1 g) = 0.698 mW/g; SAR(10 g) = 0.413 mW/g**

Maximum value of SAR (measured) = 0.758 mW/g



0 dB = 0.758mW/g

### #120 LTE Band 4\_QPSK(1-99)\_Secondary Landscape\_0.75cm\_Ch20175\_20M

**DUT: 1D0774**

Communication System: LTE; Frequency: 1732.5 MHz; Duty Cycle: 1:1

Medium: MSL\_1800\_120110 Medium parameters used :  $f = 1732.5$  MHz;  $\sigma = 1.49$  mho/m;  $\epsilon_r = 52.3$ ;

$\rho = 1000$  kg/m<sup>3</sup>

Ambient Temperature : 22.6 °C ; Liquid Temperature : 21.6 °C

DASY4 Configuration:

- Probe: ET3DV6 - SN1787; ConvF(4.74, 4.74, 4.74); Calibrated: 2011/5/20
- Sensor-Surface: 4mm (Mechanical Surface Detection)
- Electronics: DAE3 Sn495; Calibrated: 2011/4/28
- Phantom: ELI 4.0\_Front; Type: QDOVA001BB; Serial: 1026
- Measurement SW: DASY4, V4.7 Build 80; Postprocessing SW: SEMCAD, V1.8 Build 186

**Ch20175/Area Scan (31x111x1):** Measurement grid: dx=20mm, dy=20mm

Maximum value of SAR (interpolated) = 0.921 mW/g

**Ch20175/Zoom Scan (5x5x7)/Cube 0:** Measurement grid: dx=8mm, dy=8mm, dz=5mm

Reference Value = 24.0 V/m; Power Drift = -0.021 dB

Peak SAR (extrapolated) = 1.29 W/kg

**SAR(1 g) = 0.847 mW/g; SAR(10 g) = 0.520 mW/g**

Maximum value of SAR (measured) = 0.893 mW/g

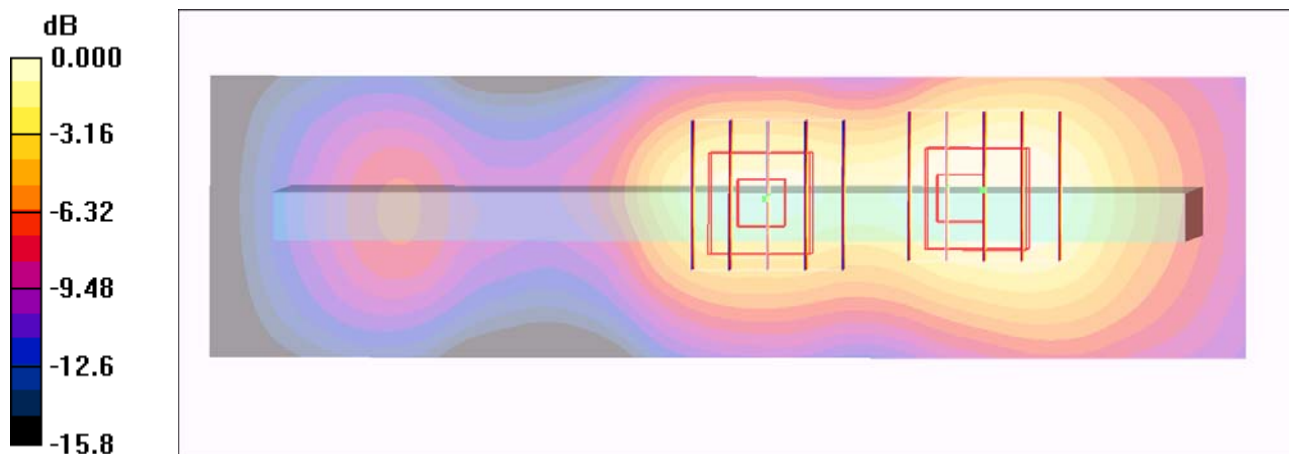
**Ch20175/Zoom Scan (5x5x7)/Cube 1:** Measurement grid: dx=8mm, dy=8mm, dz=5mm

Reference Value = 24.0 V/m; Power Drift = -0.021 dB

Peak SAR (extrapolated) = 1.07 W/kg

**SAR(1 g) = 0.724 mW/g; SAR(10 g) = 0.427 mW/g**

Maximum value of SAR (measured) = 0.789 mW/g



### #121 LTE Band 4\_QPSK(50-25)\_Primary Portrait\_0cm\_Ch20175\_20M\_Earphone

**DUT: 1D0774**

Communication System: LTE; Frequency: 1732.5 MHz; Duty Cycle: 1:1

Medium: MSL\_1800\_120110 Medium parameters used :  $f = 1732.5$  MHz;  $\sigma = 1.49$  mho/m;  $\epsilon_r = 52.3$ ;

$\rho = 1000$  kg/m<sup>3</sup>

Ambient Temperature : 22.6 °C ; Liquid Temperature : 21.6 °C

DASY4 Configuration:

- Probe: ET3DV6 - SN1787; ConvF(4.74, 4.74, 4.74); Calibrated: 2011/5/20
- Sensor-Surface: 4mm (Mechanical Surface Detection)
- Electronics: DAE3 Sn495; Calibrated: 2011/4/28
- Phantom: ELI 4.0\_Front; Type: QDOVA001BB; Serial: 1026
- Measurement SW: DASY4, V4.7 Build 80; Postprocessing SW: SEMCAD, V1.8 Build 186

**Ch20175/Area Scan (41x81x1):** Measurement grid: dx=20mm, dy=20mm

Maximum value of SAR (interpolated) = 0.118 mW/g

**Ch20175/Zoom Scan (5x5x7)/Cube 0:** Measurement grid: dx=8mm, dy=8mm, dz=5mm

Reference Value = 8.27 V/m; Power Drift = -0.071 dB

Peak SAR (extrapolated) = 0.186 W/kg

**SAR(1 g) = 0.116 mW/g; SAR(10 g) = 0.076 mW/g**

Maximum value of SAR (measured) = 0.123 mW/g

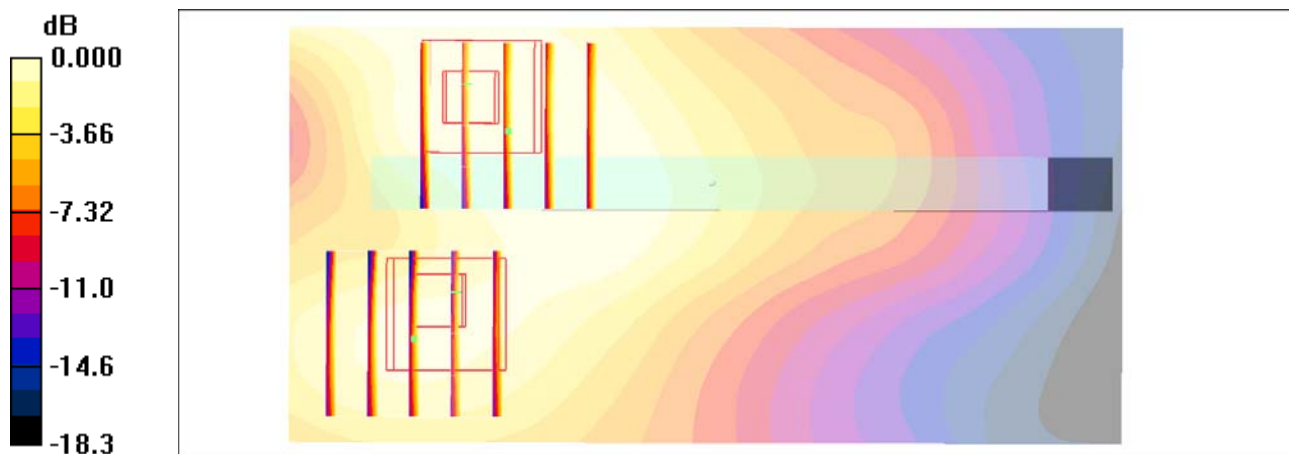
**Ch20175/Zoom Scan (5x5x7)/Cube 1:** Measurement grid: dx=8mm, dy=8mm, dz=5mm

Reference Value = 8.27 V/m; Power Drift = -0.071 dB

Peak SAR (extrapolated) = 0.135 W/kg

**SAR(1 g) = 0.094 mW/g; SAR(10 g) = 0.059 mW/g**

Maximum value of SAR (measured) = 0.101 mW/g



0 dB = 0.101mW/g

### #122 LTE Band 4\_QPSK(1-0)\_Primary Portrait\_0cm\_Ch20175\_20M\_Earphone

**DUT: 1D0774**

Communication System: LTE; Frequency: 1732.5 MHz; Duty Cycle: 1:1

Medium: MSL\_1800\_120110 Medium parameters used :  $f = 1732.5$  MHz;  $\sigma = 1.49$  mho/m;  $\epsilon_r = 52.3$ ;

$\rho = 1000$  kg/m<sup>3</sup>

Ambient Temperature : 22.6 °C ; Liquid Temperature : 21.6 °C

DASY4 Configuration:

- Probe: ET3DV6 - SN1787; ConvF(4.74, 4.74, 4.74); Calibrated: 2011/5/20
- Sensor-Surface: 4mm (Mechanical Surface Detection)
- Electronics: DAE3 Sn495; Calibrated: 2011/4/28
- Phantom: ELI 4.0\_Front; Type: QDOVA001BB; Serial: 1026
- Measurement SW: DASY4, V4.7 Build 80; Postprocessing SW: SEMCAD, V1.8 Build 186

**Ch20175/Area Scan (41x81x1):** Measurement grid: dx=20mm, dy=20mm

Maximum value of SAR (interpolated) = 0.141 mW/g

**Ch20175/Zoom Scan (5x5x7)/Cube 0:** Measurement grid: dx=8mm, dy=8mm, dz=5mm

Reference Value = 8.82 V/m; Power Drift = -0.030 dB

Peak SAR (extrapolated) = 0.218 W/kg

**SAR(1 g) = 0.137 mW/g; SAR(10 g) = 0.090 mW/g**

Maximum value of SAR (measured) = 0.146 mW/g

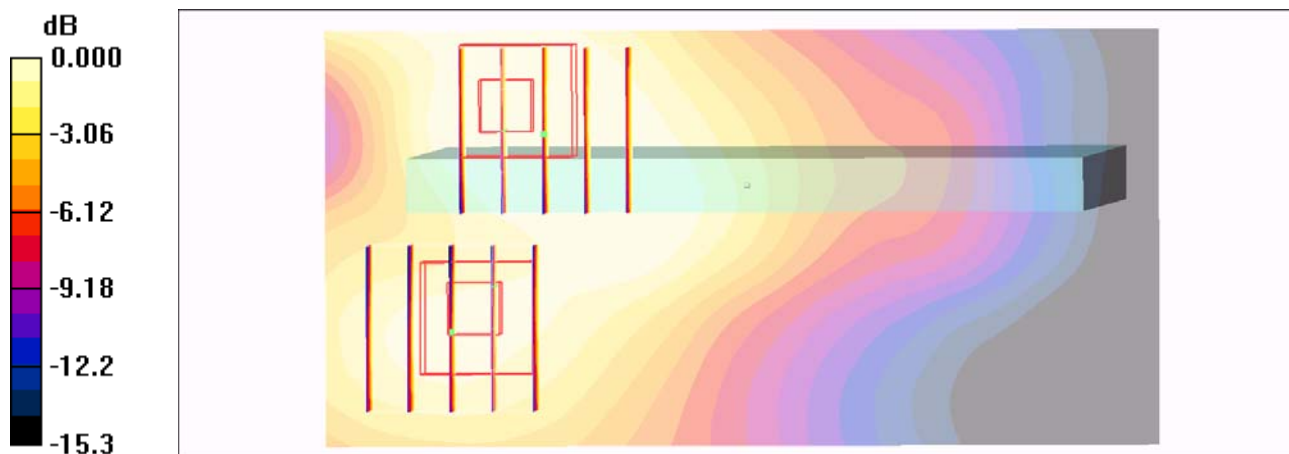
**Ch20175/Zoom Scan (5x5x7)/Cube 1:** Measurement grid: dx=8mm, dy=8mm, dz=5mm

Reference Value = 8.82 V/m; Power Drift = -0.030 dB

Peak SAR (extrapolated) = 0.163 W/kg

**SAR(1 g) = 0.110 mW/g; SAR(10 g) = 0.069 mW/g**

Maximum value of SAR (measured) = 0.115 mW/g



0 dB = 0.115mW/g

### #123 LTE Band 4\_QPSK(1-99)\_Primary Portrait\_0cm\_Ch20175\_20M\_Earphone

**DUT: 1D0774**

Communication System: LTE; Frequency: 1732.5 MHz; Duty Cycle: 1:1

Medium: MSL\_1800\_120110 Medium parameters used :  $f = 1732.5$  MHz;  $\sigma = 1.49$  mho/m;  $\epsilon_r = 52.3$ ;

$\rho = 1000$  kg/m<sup>3</sup>

Ambient Temperature : 22.6 °C ; Liquid Temperature : 21.6 °C

DASY4 Configuration:

- Probe: ET3DV6 - SN1787; ConvF(4.74, 4.74, 4.74); Calibrated: 2011/5/20
- Sensor-Surface: 4mm (Mechanical Surface Detection)
- Electronics: DAE3 Sn495; Calibrated: 2011/4/28
- Phantom: ELI 4.0\_Front; Type: QDOVA001BB; Serial: 1026
- Measurement SW: DASY4, V4.7 Build 80; Postprocessing SW: SEMCAD, V1.8 Build 186

**Ch20175/Area Scan (41x81x1):** Measurement grid: dx=20mm, dy=20mm

Maximum value of SAR (interpolated) = 0.153 mW/g

**Ch20175/Zoom Scan (5x5x7)/Cube 0:** Measurement grid: dx=8mm, dy=8mm, dz=5mm

Reference Value = 9.66 V/m; Power Drift = -0.133 dB

Peak SAR (extrapolated) = 0.227 W/kg

**SAR(1 g) = 0.143 mW/g; SAR(10 g) = 0.089 mW/g**

Maximum value of SAR (measured) = 0.160 mW/g

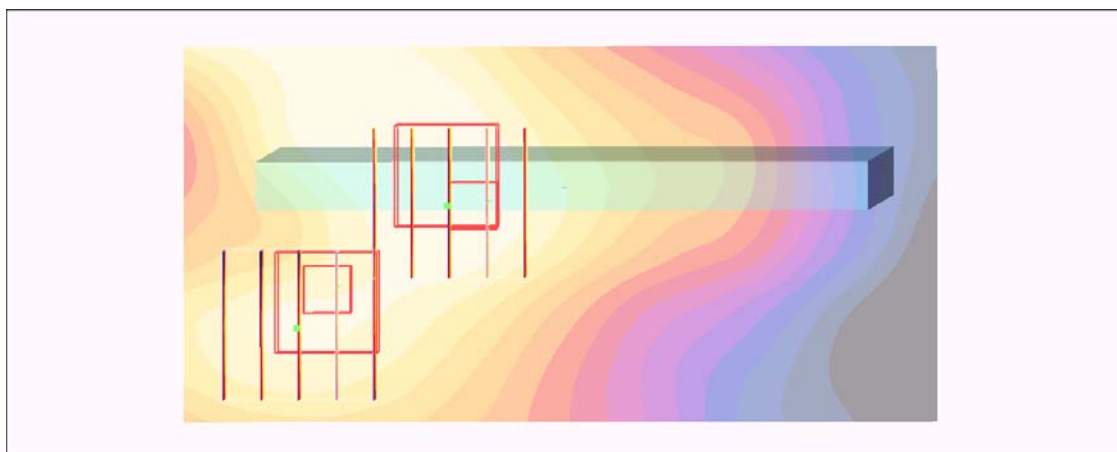
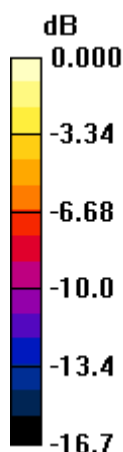
**Ch20175/Zoom Scan (5x5x7)/Cube 1:** Measurement grid: dx=8mm, dy=8mm, dz=5mm

Reference Value = 9.66 V/m; Power Drift = -0.133 dB

Peak SAR (extrapolated) = 0.177 W/kg

**SAR(1 g) = 0.123 mW/g; SAR(10 g) = 0.078 mW/g**

Maximum value of SAR (measured) = 0.135 mW/g



0 dB = 0.135mW/g

**#124 LTE Band 4\_16QAM(50-25)\_Bottom Face\_1cm\_Ch20175\_20M\_Earphone**

**DUT: 1D0774**

Communication System: LTE; Frequency: 1732.5 MHz; Duty Cycle: 1:1

Medium: MSL\_1800\_120110 Medium parameters used :  $f = 1732.5$  MHz;  $\sigma = 1.49$  mho/m;  $\epsilon_r = 52.3$ ;

$\rho = 1000$  kg/m<sup>3</sup>

Ambient Temperature : 22.6 °C; Liquid Temperature : 21.6 °C

DASY4 Configuration:

- Probe: ET3DV6 - SN1787; ConvF(4.74, 4.74, 4.74); Calibrated: 2011/5/20
- Sensor-Surface: 4mm (Mechanical Surface Detection)
- Electronics: DAE3 Sn495; Calibrated: 2011/4/28
- Phantom: ELI 4.0\_Front; Type: QDOVA001BB; Serial: 1026
- Measurement SW: DASY4, V4.7 Build 80; Postprocessing SW: SEMCAD, V1.8 Build 186

**Ch20175/Area Scan (81x111x1):** Measurement grid: dx=20mm, dy=20mm

Maximum value of SAR (interpolated) = 0.907 mW/g

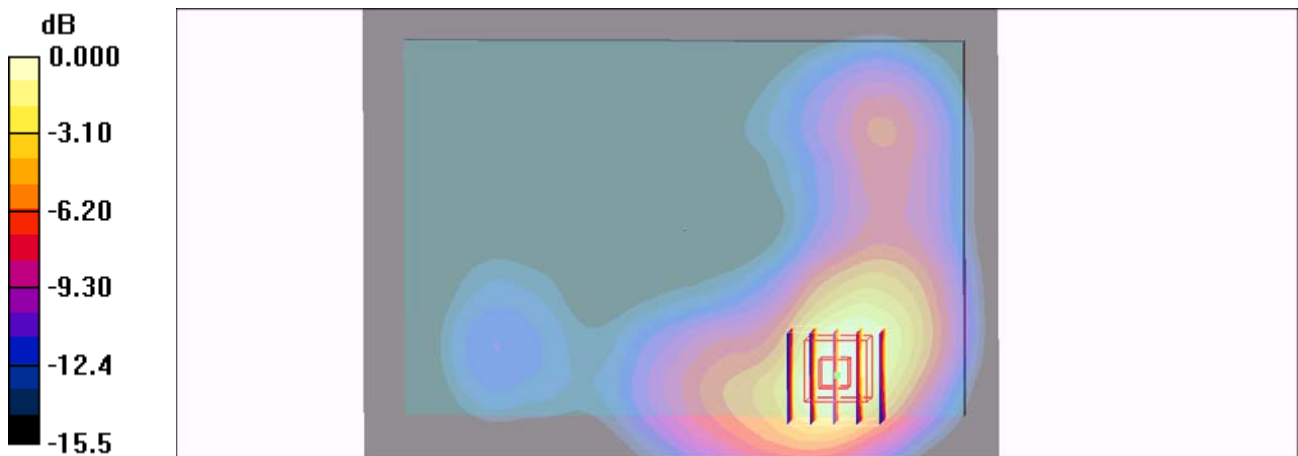
**Ch20175/Zoom Scan (5x5x7)/Cube 0:** Measurement grid: dx=8mm, dy=8mm, dz=5mm

Reference Value = 3.85 V/m; Power Drift = -0.136 dB

Peak SAR (extrapolated) = 1.13 W/kg

**SAR(1 g) = 0.826 mW/g; SAR(10 g) = 0.519 mW/g**

Maximum value of SAR (measured) = 0.895 mW/g



0 dB = 0.895mW/g



### #125 LTE Band 4\_16QAM(1-0)\_Bottom Face\_1cm\_Ch20175\_20M\_Earphone

**DUT: 1D0774**

Communication System: LTE; Frequency: 1732.5 MHz; Duty Cycle: 1:1

Medium: MSL\_1800\_120110 Medium parameters used:  $f = 1732.5$  MHz;  $\sigma = 1.49$  mho/m;  $\epsilon_r = 52.3$ ;

$\rho = 1000$  kg/m<sup>3</sup>

Ambient Temperature : 22.6 °C ; Liquid Temperature : 21.6 °C

DASY4 Configuration:

- Probe: ET3DV6 - SN1787; ConvF(4.74, 4.74, 4.74); Calibrated: 2011/5/20

- Sensor-Surface: 4mm (Mechanical Surface Detection)

- Electronics: DAE3 Sn495; Calibrated: 2011/4/28

- Phantom: ELI 4.0\_Front; Type: QDOVA001BB; Serial: 1026

- Measurement SW: DASY4, V4.7 Build 80; Postprocessing SW: SEMCAD, V1.8 Build 186

**Ch20175/Area Scan (41x111x1):** Measurement grid: dx=20mm, dy=20mm

Maximum value of SAR (interpolated) = 1.10 mW/g


**Ch20175/Zoom Scan (5x5x7)/Cube 0:** Measurement grid: dx=8mm, dy=8mm, dz=5mm

Reference Value = 4.29 V/m; Power Drift = -0.084 dB

Peak SAR (extrapolated) = 1.37 W/kg

**SAR(1 g) = 1.01 mW/g; SAR(10 g) = 0.634 mW/g**

Maximum value of SAR (measured) = 1.08 mW/g



0 dB = 1.08mW/g

### #126 LTE Band 4\_16QAM(1-99)\_Bottom Face\_1cm\_Ch20175\_20M\_Earphone

**DUT: 1D0774**

Communication System: LTE; Frequency: 1732.5 MHz; Duty Cycle: 1:1

Medium: MSL\_1800\_120110 Medium parameters used:  $f = 1732.5$  MHz;  $\sigma = 1.49$  mho/m;  $\epsilon_r = 52.3$ ;

$\rho = 1000$  kg/m<sup>3</sup>

Ambient Temperature : 22.6 °C ; Liquid Temperature : 21.6 °C

DASY4 Configuration:

- Probe: ET3DV6 - SN1787; ConvF(4.74, 4.74, 4.74); Calibrated: 2011/5/20

- Sensor-Surface: 4mm (Mechanical Surface Detection)

- Electronics: DAE3 Sn495; Calibrated: 2011/4/28

- Phantom: ELI 4.0\_Front; Type: QDOVA001BB; Serial: 1026

- Measurement SW: DASY4, V4.7 Build 80; Postprocessing SW: SEMCAD, V1.8 Build 186

**Ch20175/Area Scan (41x111x1):** Measurement grid: dx=20mm, dy=20mm

Maximum value of SAR (interpolated) = 1.12 mW/g

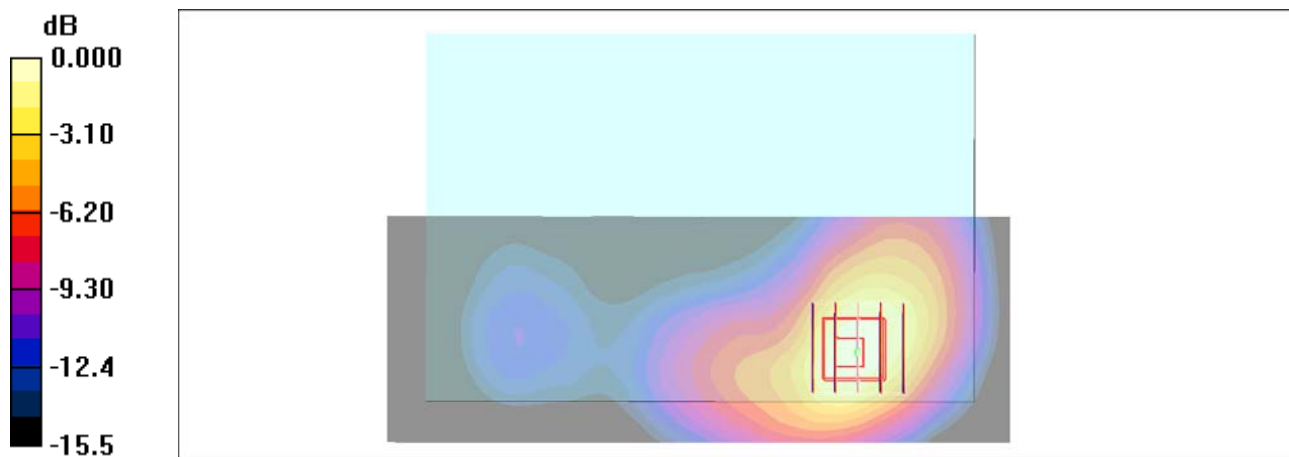
**Ch20175/Zoom Scan (5x5x7)/Cube 0:** Measurement grid: dx=8mm, dy=8mm, dz=5mm

Reference Value = 4.25 V/m; Power Drift = -0.135 dB

Peak SAR (extrapolated) = 1.43 W/kg

**SAR(1 g) = 1.04 mW/g; SAR(10 g) = 0.651 mW/g**

Maximum value of SAR (measured) = 1.11 mW/g



0 dB = 1.11mW/g

### #127 LTE Band 4\_16QAM(50-25)\_Secondary Landscape\_0.75cm\_Ch20175\_20M

**DUT: 1D0774**

Communication System: LTE; Frequency: 1732.5 MHz; Duty Cycle: 1:1

Medium: MSL\_1800\_120110 Medium parameters used :  $f = 1732.5$  MHz;  $\sigma = 1.49$  mho/m;  $\epsilon_r = 52.3$ ;

$\rho = 1000$  kg/m<sup>3</sup>

Ambient Temperature : 22.6 °C ; Liquid Temperature : 21.6 °C

DASY4 Configuration:

- Probe: ET3DV6 - SN1787; ConvF(4.74, 4.74, 4.74); Calibrated: 2011/5/20
- Sensor-Surface: 4mm (Mechanical Surface Detection)
- Electronics: DAE3 Sn495; Calibrated: 2011/4/28
- Phantom: ELI 4.0\_Front; Type: QDOVA001BB; Serial: 1026
- Measurement SW: DASY4, V4.7 Build 80; Postprocessing SW: SEMCAD, V1.8 Build 186

**Ch20175/Area Scan (31x111x1):** Measurement grid: dx=20mm, dy=20mm

Maximum value of SAR (interpolated) = 0.597 mW/g

**Ch20175/Zoom Scan (5x5x7)/Cube 0:** Measurement grid: dx=8mm, dy=8mm, dz=5mm

Reference Value = 19.0 V/m; Power Drift = 0.035 dB

Peak SAR (extrapolated) = 0.860 W/kg

**SAR(1 g) = 0.561 mW/g; SAR(10 g) = 0.342 mW/g**

Maximum value of SAR (measured) = 0.616 mW/g

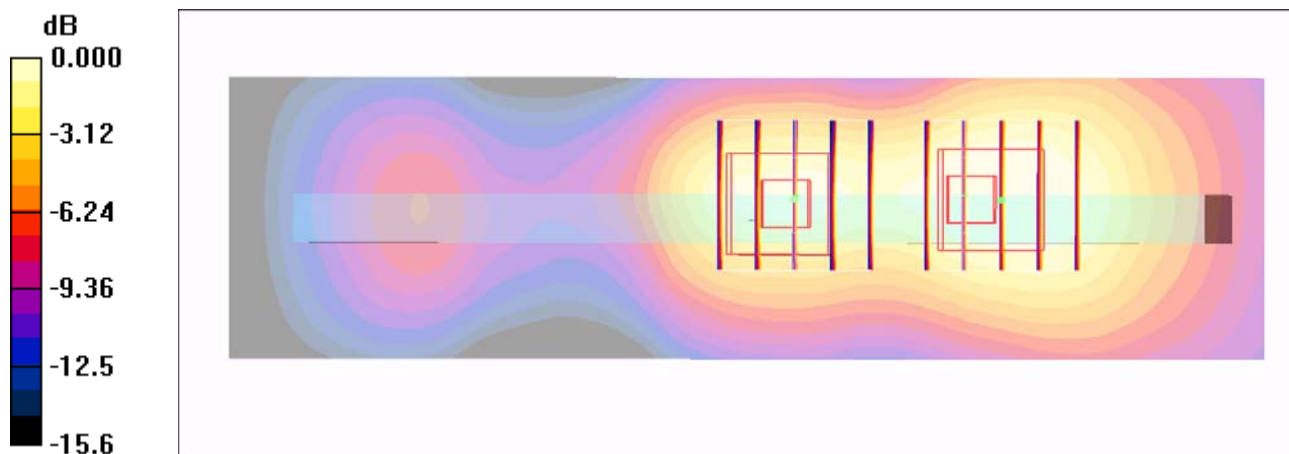
**Ch20175/Zoom Scan (5x5x7)/Cube 1:** Measurement grid: dx=8mm, dy=8mm, dz=5mm

Reference Value = 19.0 V/m; Power Drift = 0.035 dB

Peak SAR (extrapolated) = 0.707 W/kg

**SAR(1 g) = 0.472 mW/g; SAR(10 g) = 0.277 mW/g**

Maximum value of SAR (measured) = 0.515 mW/g



0 dB = 0.515mW/g

### #128 LTE Band 4\_16QAM(1-0)\_Secondary Landscape\_0.75cm\_Ch20175\_20M

**DUT: 1D0774**

Communication System: LTE; Frequency: 1732.5 MHz; Duty Cycle: 1:1

Medium: MSL\_1800\_120110 Medium parameters used :  $f = 1732.5$  MHz;  $\sigma = 1.49$  mho/m;  $\epsilon_r = 52.3$ ;

$\rho = 1000$  kg/m<sup>3</sup>

Ambient Temperature : 22.6 °C ; Liquid Temperature : 21.6 °C

DASY4 Configuration:

- Probe: ET3DV6 - SN1787; ConvF(4.74, 4.74, 4.74); Calibrated: 2011/5/20
- Sensor-Surface: 4mm (Mechanical Surface Detection)
- Electronics: DAE3 Sn495; Calibrated: 2011/4/28
- Phantom: ELI 4.0\_Front; Type: QDOVA001BB; Serial: 1026
- Measurement SW: DASY4, V4.7 Build 80; Postprocessing SW: SEMCAD, V1.8 Build 186

**Ch20175/Area Scan (31x111x1):** Measurement grid: dx=20mm, dy=20mm

Maximum value of SAR (interpolated) = 0.740 mW/g

**Ch20175/Zoom Scan (5x5x7)/Cube 0:** Measurement grid: dx=8mm, dy=8mm, dz=5mm

Reference Value = 21.1 V/m; Power Drift = -0.067 dB

Peak SAR (extrapolated) = 1.18 W/kg

**SAR(1 g) = 0.706 mW/g; SAR(10 g) = 0.423 mW/g**

Maximum value of SAR (measured) = 0.757 mW/g

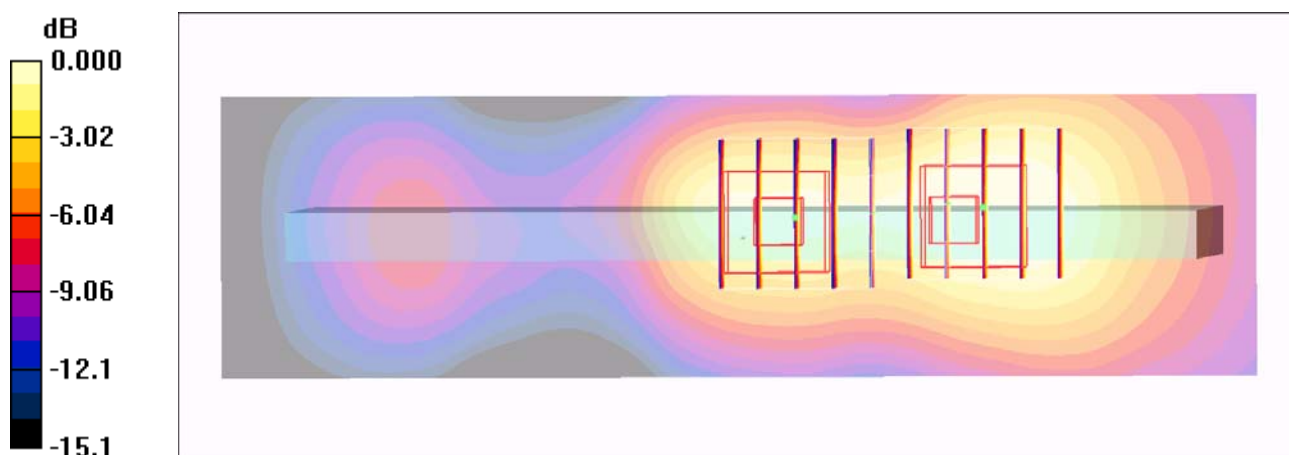
**Ch20175/Zoom Scan (5x5x7)/Cube 1:** Measurement grid: dx=8mm, dy=8mm, dz=5mm

Reference Value = 21.1 V/m; Power Drift = -0.067 dB

Peak SAR (extrapolated) = 0.913 W/kg

**SAR(1 g) = 0.560 mW/g; SAR(10 g) = 0.336 mW/g**

Maximum value of SAR (measured) = 0.611 mW/g



0 dB = 0.611mW/g

### #129 LTE Band 4\_16QAM(1-99)\_Secondary Landscape\_0.75cm\_Ch20175\_20M

**DUT: 1D0774**

Communication System: LTE; Frequency: 1732.5 MHz; Duty Cycle: 1:1

Medium: MSL\_1800\_120110 Medium parameters used :  $f = 1732.5$  MHz;  $\sigma = 1.49$  mho/m;  $\epsilon_r = 52.3$ ;

$\rho = 1000$  kg/m<sup>3</sup>

Ambient Temperature : 22.6 °C ; Liquid Temperature : 21.6 °C

DASY4 Configuration:

- Probe: ET3DV6 - SN1787; ConvF(4.74, 4.74, 4.74); Calibrated: 2011/5/20
- Sensor-Surface: 4mm (Mechanical Surface Detection)
- Electronics: DAE3 Sn495; Calibrated: 2011/4/28
- Phantom: ELI 4.0\_Front; Type: QDOVA001BB; Serial: 1026
- Measurement SW: DASY4, V4.7 Build 80; Postprocessing SW: SEMCAD, V1.8 Build 186

**Ch20175/Area Scan (31x111x1):** Measurement grid: dx=20mm, dy=20mm

Maximum value of SAR (interpolated) = 0.774 mW/g

**Ch20175/Zoom Scan (5x5x7)/Cube 0:** Measurement grid: dx=8mm, dy=8mm, dz=5mm

Reference Value = 21.9 V/m; Power Drift = 0.030 dB

Peak SAR (extrapolated) = 1.09 W/kg

**SAR(1 g) = 0.712 mW/g; SAR(10 g) = 0.437 mW/g**

Maximum value of SAR (measured) = 0.750 mW/g

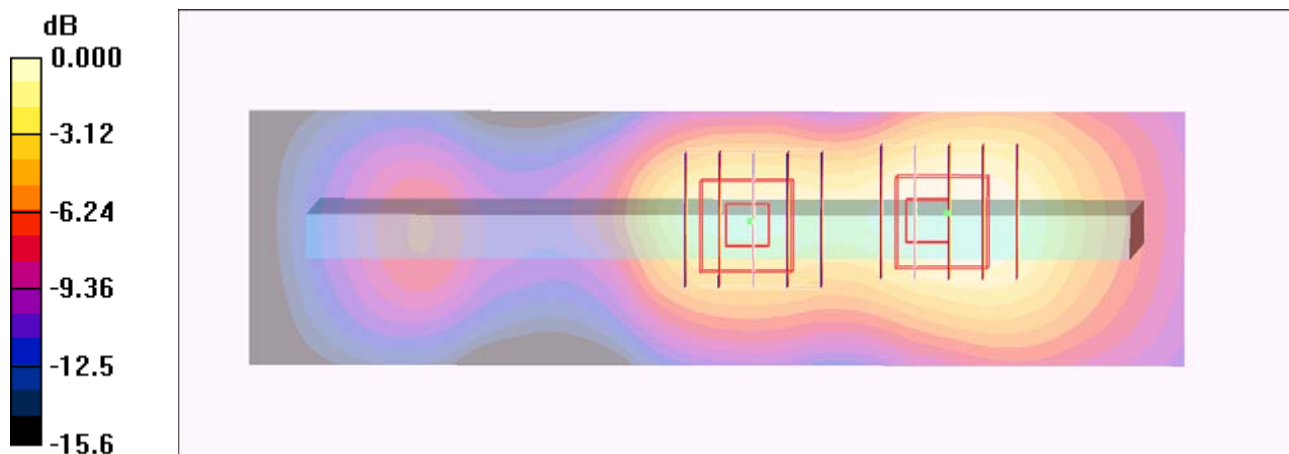
**Ch20175/Zoom Scan (5x5x7)/Cube 1:** Measurement grid: dx=8mm, dy=8mm, dz=5mm

Reference Value = 21.9 V/m; Power Drift = 0.030 dB

Peak SAR (extrapolated) = 0.888 W/kg

**SAR(1 g) = 0.605 mW/g; SAR(10 g) = 0.356 mW/g**

Maximum value of SAR (measured) = 0.666 mW/g



0 dB = 0.666mW/g

### #130 LTE Band 4\_16QAM(50-25)\_Primary Portrait\_0cm\_Ch20175\_20M\_Earphone

**DUT: 1D0774**

Communication System: LTE; Frequency: 1732.5 MHz; Duty Cycle: 1:1

Medium: MSL\_1800\_120110 Medium parameters used :  $f = 1732.5$  MHz;  $\sigma = 1.49$  mho/m;  $\epsilon_r = 52.3$ ;

$\rho = 1000$  kg/m<sup>3</sup>

Ambient Temperature : 22.6 °C ; Liquid Temperature : 21.6 °C

DASY4 Configuration:

- Probe: ET3DV6 - SN1787; ConvF(4.74, 4.74, 4.74); Calibrated: 2011/5/20

- Sensor-Surface: 4mm (Mechanical Surface Detection)

- Electronics: DAE3 Sn495; Calibrated: 2011/4/28

- Phantom: ELI 4.0\_Front; Type: QDOVA001BB; Serial: 1026

- Measurement SW: DASY4, V4.7 Build 80; Postprocessing SW: SEMCAD, V1.8 Build 186

**Ch20175/Area Scan (41x81x1):** Measurement grid: dx=20mm, dy=20mm

Maximum value of SAR (interpolated) = 0.097 mW/g

**Ch20175/Zoom Scan (5x5x7)/Cube 0:** Measurement grid: dx=8mm, dy=8mm, dz=5mm

Reference Value = 7.57 V/m; Power Drift = -0.130 dB

Peak SAR (extrapolated) = 0.153 W/kg

**SAR(1 g) = 0.096 mW/g; SAR(10 g) = 0.063 mW/g**

Maximum value of SAR (measured) = 0.102 mW/g

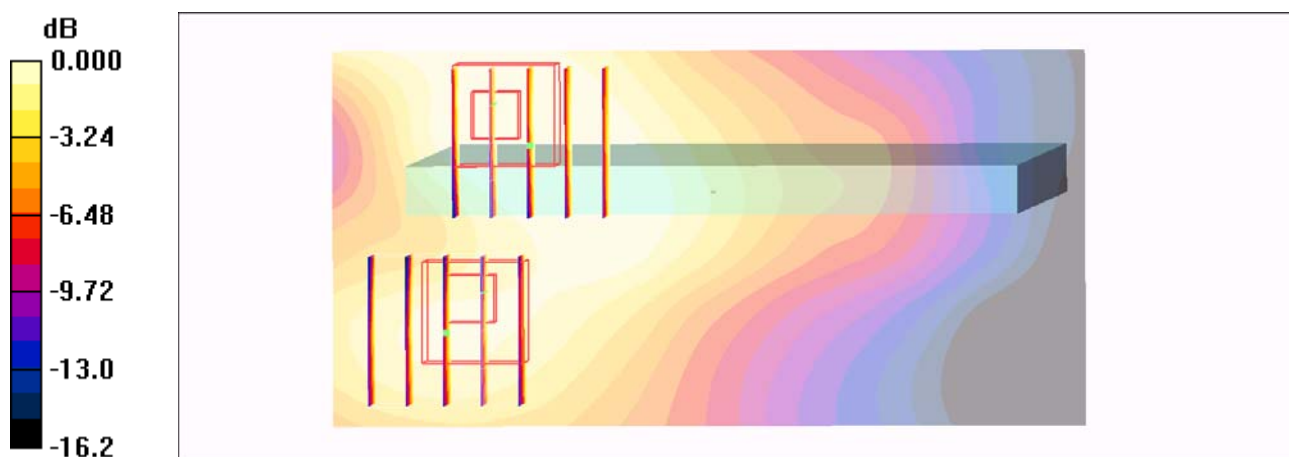
**Ch20175/Zoom Scan (5x5x7)/Cube 1:** Measurement grid: dx=8mm, dy=8mm, dz=5mm

Reference Value = 7.57 V/m; Power Drift = -0.130 dB

Peak SAR (extrapolated) = 0.110 W/kg

**SAR(1 g) = 0.077 mW/g; SAR(10 g) = 0.049 mW/g**

Maximum value of SAR (measured) = 0.084 mW/g



0 dB = 0.084mW/g

### #131 LTE Band 4\_16QAM(1-0)\_Primary Portrait\_0cm\_Ch20175\_20M\_Earphone

**DUT: 1D0774**

Communication System: LTE; Frequency: 1732.5 MHz; Duty Cycle: 1:1

Medium: MSL\_1800\_120110 Medium parameters used :  $f = 1732.5$  MHz;  $\sigma = 1.49$  mho/m;  $\epsilon_r = 52.3$ ;

$\rho = 1000$  kg/m<sup>3</sup>

Ambient Temperature : 22.6 °C ; Liquid Temperature : 21.6 °C

DASY4 Configuration:

- Probe: ET3DV6 - SN1787; ConvF(4.74, 4.74, 4.74); Calibrated: 2011/5/20
- Sensor-Surface: 4mm (Mechanical Surface Detection)
- Electronics: DAE3 Sn495; Calibrated: 2011/4/28
- Phantom: ELI 4.0\_Front; Type: QDOVA001BB; Serial: 1026
- Measurement SW: DASY4, V4.7 Build 80; Postprocessing SW: SEMCAD, V1.8 Build 186

**Ch20175/Area Scan (41x81x1):** Measurement grid: dx=20mm, dy=20mm

Maximum value of SAR (interpolated) = 0.119 mW/g

**Ch20175/Zoom Scan (5x5x7)/Cube 0:** Measurement grid: dx=8mm, dy=8mm, dz=5mm

Reference Value = 7.93 V/m; Power Drift = -0.154 dB

Peak SAR (extrapolated) = 0.162 W/kg

**SAR(1 g) = 0.114 mW/g; SAR(10 g) = 0.074 mW/g**

Maximum value of SAR (measured) = 0.124 mW/g

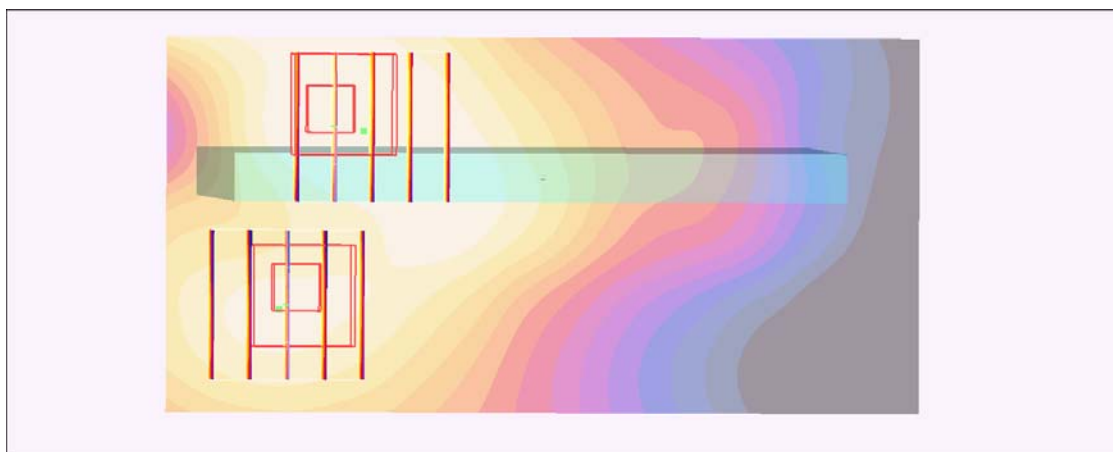
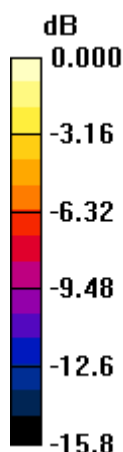
**Ch20175/Zoom Scan (5x5x7)/Cube 1:** Measurement grid: dx=8mm, dy=8mm, dz=5mm

Reference Value = 7.93 V/m; Power Drift = -0.154 dB

Peak SAR (extrapolated) = 0.136 W/kg

**SAR(1 g) = 0.091 mW/g; SAR(10 g) = 0.057 mW/g**

Maximum value of SAR (measured) = 0.097 mW/g



0 dB = 0.097mW/g

### #132 LTE Band 4\_16QAM(1-99)\_Primary Portrait\_0cm\_Ch20175\_20M\_Earphone

**DUT: 1D0774**

Communication System: LTE; Frequency: 1732.5 MHz; Duty Cycle: 1:1

Medium: MSL\_1800\_120110 Medium parameters used :  $f = 1732.5$  MHz;  $\sigma = 1.49$  mho/m;  $\epsilon_r = 52.3$ ;

$\rho = 1000$  kg/m<sup>3</sup>

Ambient Temperature : 22.6 °C ; Liquid Temperature : 21.6 °C

DASY4 Configuration:

- Probe: ET3DV6 - SN1787; ConvF(4.74, 4.74, 4.74); Calibrated: 2011/5/20
- Sensor-Surface: 4mm (Mechanical Surface Detection)
- Electronics: DAE3 Sn495; Calibrated: 2011/4/28
- Phantom: ELI 4.0\_Front; Type: QDOVA001BB; Serial: 1026
- Measurement SW: DASY4, V4.7 Build 80; Postprocessing SW: SEMCAD, V1.8 Build 186

**Ch20175/Area Scan (51x81x1):** Measurement grid: dx=20mm, dy=20mm

Maximum value of SAR (interpolated) = 0.128 mW/g

**Ch20175/Zoom Scan (5x5x7)/Cube 0:** Measurement grid: dx=8mm, dy=8mm, dz=5mm

Reference Value = 8.80 V/m; Power Drift = 0.010 dB

Peak SAR (extrapolated) = 0.188 W/kg

**SAR(1 g) = 0.119 mW/g; SAR(10 g) = 0.074 mW/g**

Maximum value of SAR (measured) = 0.133 mW/g

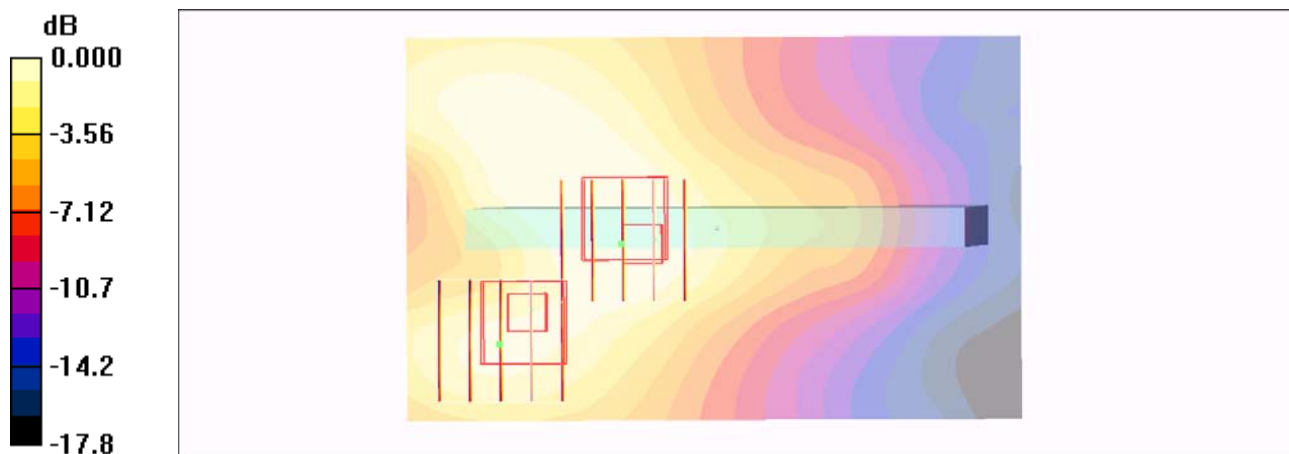
**Ch20175/Zoom Scan (5x5x7)/Cube 1:** Measurement grid: dx=8mm, dy=8mm, dz=5mm

Reference Value = 8.80 V/m; Power Drift = 0.010 dB

Peak SAR (extrapolated) = 0.142 W/kg

**SAR(1 g) = 0.102 mW/g; SAR(10 g) = 0.065 mW/g**

Maximum value of SAR (measured) = 0.111 mW/g





### #133 LTE Band 4\_QPSK(50-25)\_Bottom Face\_0cm\_Ch20175\_20M\_Earphone

**DUT: 1D0774**

Communication System: LTE; Frequency: 1732.5 MHz; Duty Cycle: 1:1

Medium: MSL\_1800\_120110 Medium parameters used :  $f = 1732.5$  MHz;  $\sigma = 1.49$  mho/m;  $\epsilon_r = 52.3$ ;

$\rho = 1000$  kg/m<sup>3</sup>

Ambient Temperature : 22.6 °C ; Liquid Temperature : 21.6 °C

DASY4 Configuration:

- Probe: ET3DV6 - SN1787; ConvF(4.74, 4.74, 4.74); Calibrated: 2011/5/20
- Sensor-Surface: 4mm (Mechanical Surface Detection)
- Electronics: DAE3 Sn495; Calibrated: 2011/4/28
- Phantom: ELI 4.0\_Front; Type: QDOVA001BB; Serial: 1026
- Measurement SW: DASY4, V4.7 Build 80; Postprocessing SW: SEMCAD, V1.8 Build 186

**Ch20175/Area Scan (81x111x1):** Measurement grid: dx=20mm, dy=20mm

Maximum value of SAR (interpolated) = 1.16 mW/g

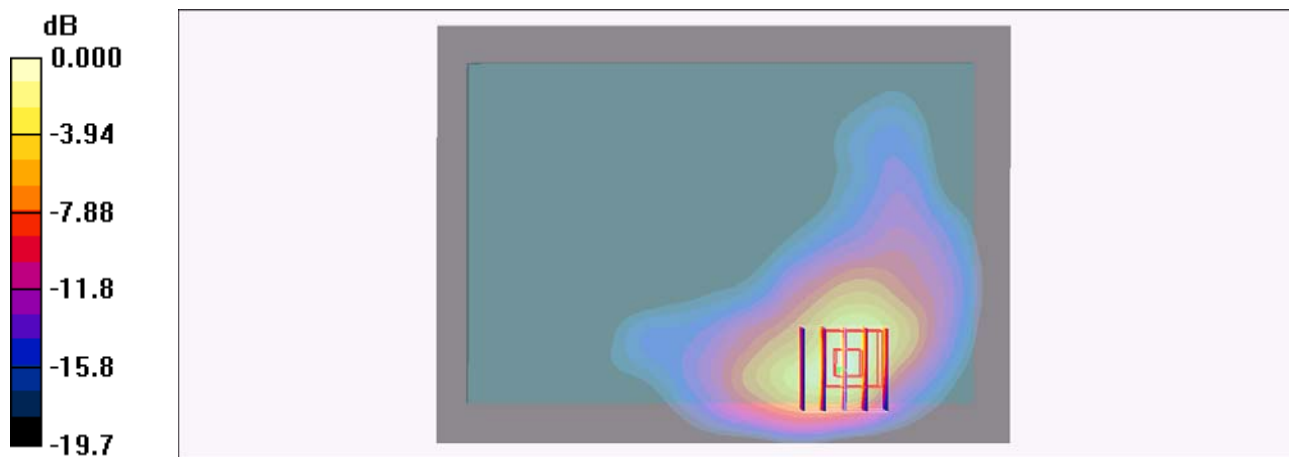
**Ch20175/Zoom Scan (5x5x7)/Cube 0:** Measurement grid: dx=8mm, dy=8mm, dz=5mm

Reference Value = 1.90 V/m; Power Drift = 0.095 dB

Peak SAR (extrapolated) = 2.13 W/kg

**SAR(1 g) = 1.22 mW/g; SAR(10 g) = 0.643 mW/g**

Maximum value of SAR (measured) = 1.38 mW/g



0 dB = 1.38mW/g

### #134 LTE Band 4\_QPSK(50-25)\_Bottom Face\_0cm\_Ch20050\_20M\_Earphone

**DUT: 1D0774**

Communication System: LTE; Frequency: 1720 MHz; Duty Cycle: 1:1

Medium: MSL\_1800\_120110 Medium parameters used:  $f = 1720$  MHz;  $\sigma = 1.47$  mho/m;  $\epsilon_r = 52.3$ ;  $\rho = 1000$  kg/m<sup>3</sup>

Ambient Temperature : 22.6 °C ; Liquid Temperature : 21.6 °C

DASY4 Configuration:

- Probe: ET3DV6 - SN1787; ConvF(4.74, 4.74, 4.74); Calibrated: 2011/5/20
- Sensor-Surface: 4mm (Mechanical Surface Detection)
- Electronics: DAE3 Sn495; Calibrated: 2011/4/28
- Phantom: ELI 4.0\_Front; Type: QDOVA001BB; Serial: 1026
- Measurement SW: DASY4, V4.7 Build 80; Postprocessing SW: SEMCAD, V1.8 Build 186

**Ch20050/Area Scan (41x111x1):** Measurement grid: dx=20mm, dy=20mm

Maximum value of SAR (interpolated) = 1.11 mW/g

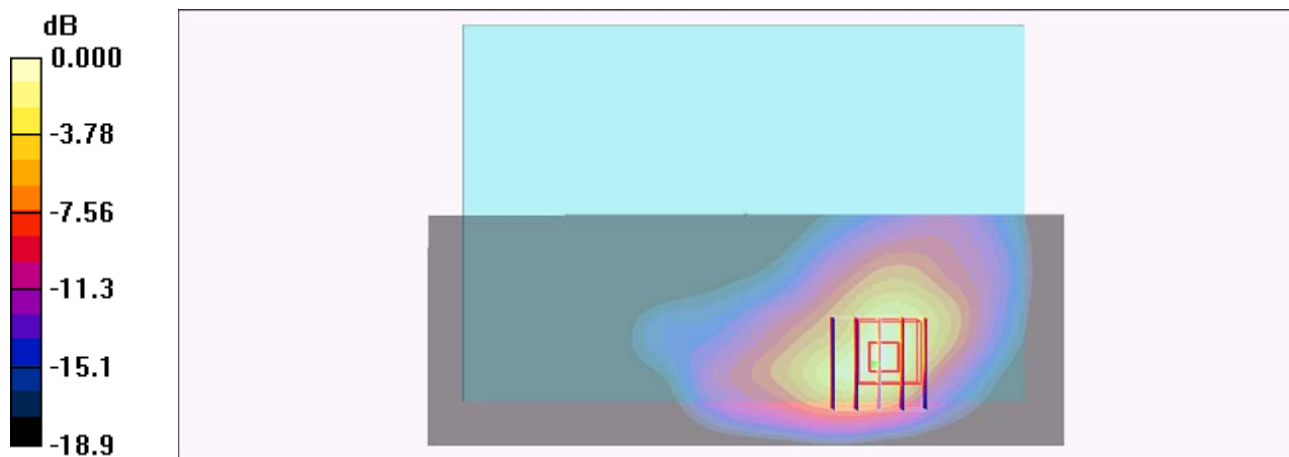
**Ch20050/Zoom Scan (5x5x7)/Cube 0:** Measurement grid: dx=8mm, dy=8mm, dz=5mm

Reference Value = 2.34 V/m; Power Drift = -0.125 dB

Peak SAR (extrapolated) = 1.84 W/kg

**SAR(1 g) = 1.15 mW/g; SAR(10 g) = 0.618 mW/g**

Maximum value of SAR (measured) = 1.32 mW/g



0 dB = 1.32mW/g

### #135 LTE Band 4\_QPSK(50-25)\_Bottom Face\_0cm\_Ch20300\_20M\_Earphone

**DUT: 1D0774**

Communication System: LTE; Frequency: 1745 MHz; Duty Cycle: 1:1

Medium: MSL\_1800\_120110 Medium parameters used:  $f = 1745$  MHz;  $\sigma = 1.5$  mho/m;  $\epsilon_r = 52.4$ ;  $\rho = 1000$  kg/m<sup>3</sup>

Ambient Temperature : 22.6 °C ; Liquid Temperature : 21.6 °C

DASY4 Configuration:

- Probe: ET3DV6 - SN1787; ConvF(4.74, 4.74, 4.74); Calibrated: 2011/5/20
- Sensor-Surface: 4mm (Mechanical Surface Detection)
- Electronics: DAE3 Sn495; Calibrated: 2011/4/28
- Phantom: ELI 4.0\_Front; Type: QDOVA001BB; Serial: 1026
- Measurement SW: DASY4, V4.7 Build 80; Postprocessing SW: SEMCAD, V1.8 Build 186

**Ch20300/Area Scan (41x111x1):** Measurement grid: dx=20mm, dy=20mm

Maximum value of SAR (interpolated) = 1.30 mW/g

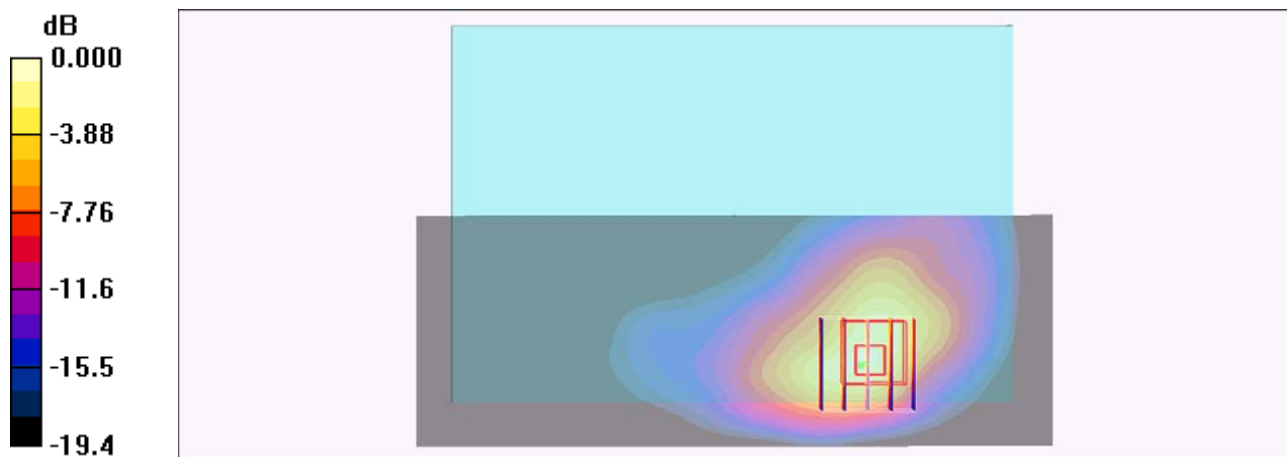
**Ch20300/Zoom Scan (5x5x7)/Cube 0:** Measurement grid: dx=8mm, dy=8mm, dz=5mm

Reference Value = 2.13 V/m; Power Drift = -0.124 dB

Peak SAR (extrapolated) = 2.50 W/kg

**SAR(1 g) = 1.39 mW/g; SAR(10 g) = 0.730 mW/g**

Maximum value of SAR (measured) = 1.56 mW/g



### #136 LTE Band 4\_QPSK(1-0)\_Bottom Face\_0cm\_Ch20300\_20M\_Earphone

**DUT: 1D0774**

Communication System: LTE; Frequency: 1745 MHz; Duty Cycle: 1:1

Medium: MSL\_1800\_120110 Medium parameters used:  $f = 1745 \text{ MHz}$ ;  $\sigma = 1.5 \text{ mho/m}$ ;  $\epsilon_r = 52.4$ ;  $\rho = 1000 \text{ kg/m}^3$

Ambient Temperature : 22.6 °C ; Liquid Temperature : 21.6 °C

DASY4 Configuration:

- Probe: ET3DV6 - SN1787; ConvF(4.74, 4.74, 4.74); Calibrated: 2011/5/20
- Sensor-Surface: 4mm (Mechanical Surface Detection)
- Electronics: DAE3 Sn495; Calibrated: 2011/4/28
- Phantom: ELI 4.0\_Front; Type: QDOVA001BB; Serial: 1026
- Measurement SW: DASY4, V4.7 Build 80; Postprocessing SW: SEMCAD, V1.8 Build 186

**Ch20300/Area Scan (41x111x1):** Measurement grid:  $dx=20\text{mm}$ ,  $dy=20\text{mm}$

Maximum value of SAR (interpolated) = 1.28 mW/g

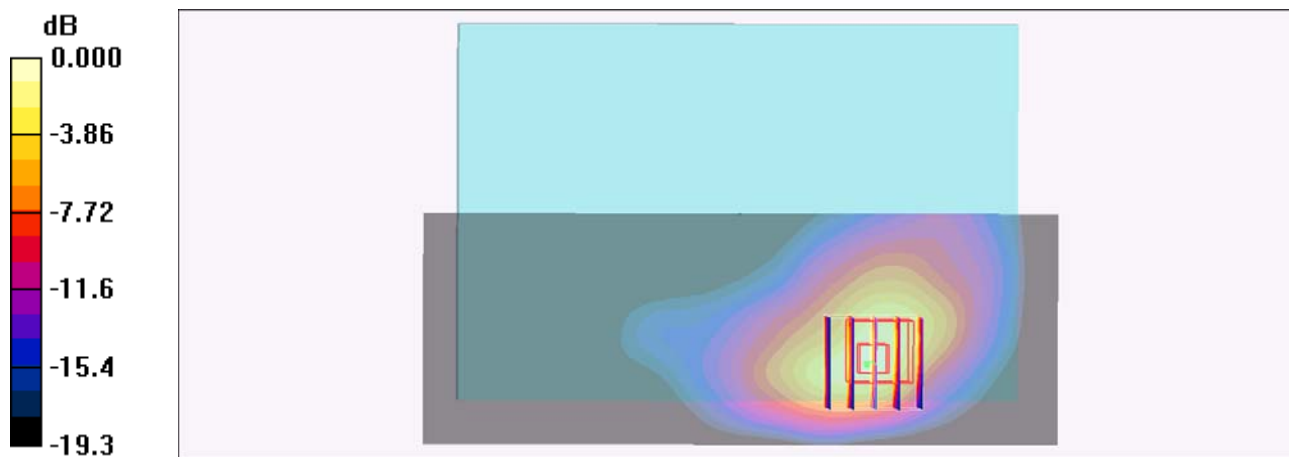
**Ch20300/Zoom Scan (5x5x7)/Cube 0:** Measurement grid:  $dx=8\text{mm}$ ,  $dy=8\text{mm}$ ,  $dz=5\text{mm}$

Reference Value = 2.08 V/m; Power Drift = -0.115 dB

Peak SAR (extrapolated) = 2.17 W/kg

**SAR(1 g) = 1.26 mW/g; SAR(10 g) = 0.666 mW/g**

Maximum value of SAR (measured) = 1.45 mW/g



0 dB = 1.45mW/g

### #137 LTE Band 4\_QPSK(1-99)\_Bottom Face\_0cm\_Ch20300\_20M\_Earphone

**DUT: 1D0774**

Communication System: LTE; Frequency: 1745 MHz; Duty Cycle: 1:1

Medium: MSL\_1800\_120110 Medium parameters used:  $f = 1745 \text{ MHz}$ ;  $\sigma = 1.5 \text{ mho/m}$ ;  $\epsilon_r = 52.4$ ;  $\rho = 1000 \text{ kg/m}^3$

Ambient Temperature : 22.6 °C ; Liquid Temperature : 21.6 °C

DASY4 Configuration:

- Probe: ET3DV6 - SN1787; ConvF(4.74, 4.74, 4.74); Calibrated: 2011/5/20
- Sensor-Surface: 4mm (Mechanical Surface Detection)
- Electronics: DAE3 Sn495; Calibrated: 2011/4/28
- Phantom: ELI 4.0\_Front; Type: QDOVA001BB; Serial: 1026
- Measurement SW: DASY4, V4.7 Build 80; Postprocessing SW: SEMCAD, V1.8 Build 186

**Ch20300/Area Scan (41x111x1):** Measurement grid:  $dx=20\text{mm}$ ,  $dy=20\text{mm}$

Maximum value of SAR (interpolated) = 1.21 mW/g

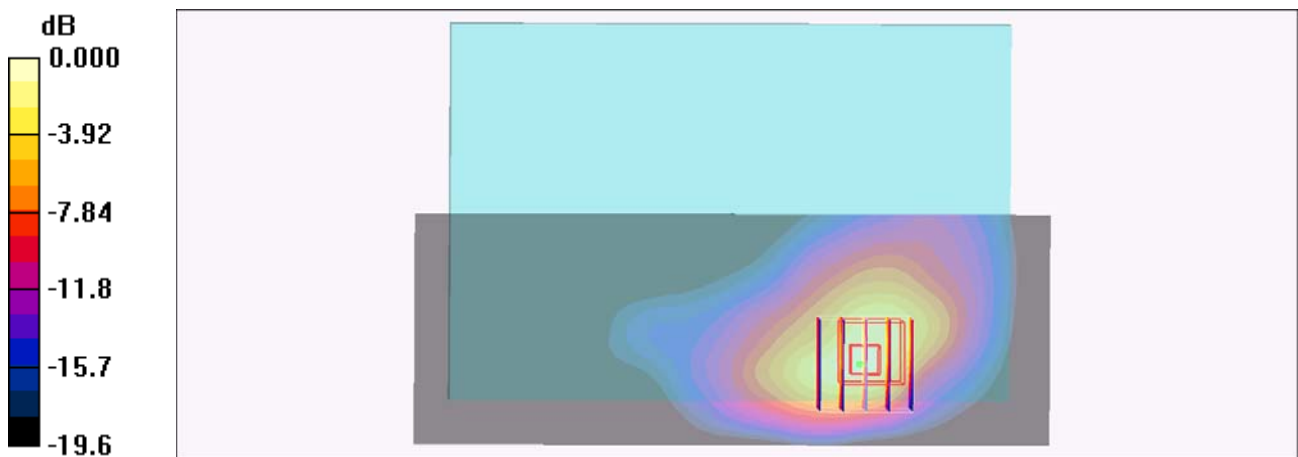
**Ch20300/Zoom Scan (5x5x7)/Cube 0:** Measurement grid:  $dx=8\text{mm}$ ,  $dy=8\text{mm}$ ,  $dz=5\text{mm}$

Reference Value = 1.98 V/m; Power Drift = -0.098 dB

Peak SAR (extrapolated) = 2.12 W/kg

**SAR(1 g) = 1.21 mW/g; SAR(10 g) = 0.641 mW/g**

Maximum value of SAR (measured) = 1.36 mW/g



0 dB = 1.36mW/g

### #138 LTE Band 4\_QPSK(50-25)\_Secondary Landscape\_0cm\_Ch20300\_20M

**DUT: 1D0774**

Communication System: LTE; Frequency: 1745 MHz; Duty Cycle: 1:1

Medium: MSL\_1800\_120110 Medium parameters used:  $f = 1745 \text{ MHz}$ ;  $\sigma = 1.5 \text{ mho/m}$ ;  $\epsilon_r = 52.4$ ;  $\rho = 1000 \text{ kg/m}^3$

Ambient Temperature : 22.6 °C ; Liquid Temperature : 21.6 °C

DASY4 Configuration:

- Probe: ET3DV6 - SN1787; ConvF(4.74, 4.74, 4.74); Calibrated: 2011/5/20
- Sensor-Surface: 4mm (Mechanical Surface Detection)
- Electronics: DAE3 Sn495; Calibrated: 2011/4/28
- Phantom: ELI 4.0\_Front; Type: QDOVA001BB; Serial: 1026
- Measurement SW: DASY4, V4.7 Build 80; Postprocessing SW: SEMCAD, V1.8 Build 186

**Ch20300/Area Scan (31x111x1):** Measurement grid:  $dx=20\text{mm}$ ,  $dy=20\text{mm}$

Maximum value of SAR (interpolated) = 0.641 mW/g

**Ch20300/Zoom Scan (5x5x7)/Cube 1:** Measurement grid:  $dx=8\text{mm}$ ,  $dy=8\text{mm}$ ,  $dz=5\text{mm}$

Reference Value = 23.2 V/m; Power Drift = -0.037 dB

Peak SAR (extrapolated) = 1.53 W/kg

**SAR(1 g) = 0.659 mW/g; SAR(10 g) = 0.311 mW/g**

Maximum value of SAR (measured) = 0.749 mW/g

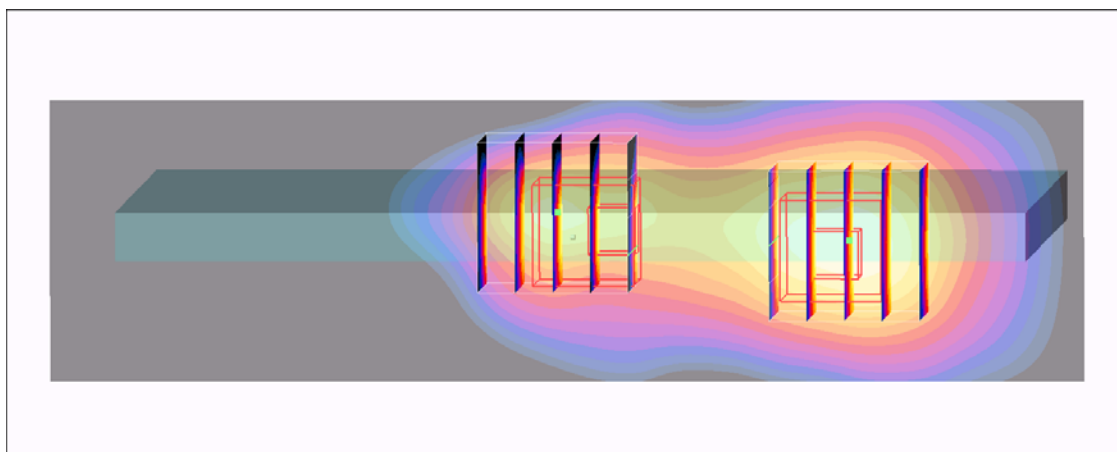
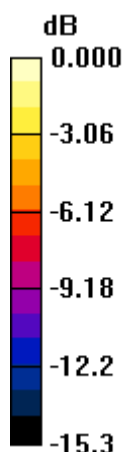
**Ch20300/Zoom Scan (5x5x7)/Cube 0:** Measurement grid:  $dx=8\text{mm}$ ,  $dy=8\text{mm}$ ,  $dz=5\text{mm}$

Reference Value = 23.2 V/m; Power Drift = -0.037 dB

Peak SAR (extrapolated) = 0.970 W/kg

**SAR(1 g) = 0.547 mW/g; SAR(10 g) = 0.327 mW/g**

Maximum value of SAR (measured) = 0.639 mW/g



0 dB = 0.639mW/g

### #139 LTE Band 4\_QPSK(1-0)\_Secondary Landscape\_0cm\_Ch20300\_20M

**DUT: 1D0774**

Communication System: LTE; Frequency: 1745 MHz; Duty Cycle: 1:1

Medium: MSL\_1800\_120110 Medium parameters used:  $f = 1745$  MHz;  $\sigma = 1.5$  mho/m;  $\epsilon_r = 52.4$ ;  $\rho = 1000$  kg/m<sup>3</sup>

Ambient Temperature : 22.6 °C ; Liquid Temperature : 21.6 °C

DASY4 Configuration:

- Probe: ET3DV6 - SN1787; ConvF(4.74, 4.74, 4.74); Calibrated: 2011/5/20
- Sensor-Surface: 4mm (Mechanical Surface Detection)
- Electronics: DAE3 Sn495; Calibrated: 2011/4/28
- Phantom: ELI 4.0\_Front; Type: QDOVA001BB; Serial: 1026
- Measurement SW: DASY4, V4.7 Build 80; Postprocessing SW: SEMCAD, V1.8 Build 186

**Ch20300/Area Scan (31x111x1):** Measurement grid: dx=20mm, dy=20mm

Maximum value of SAR (interpolated) = 0.743 mW/g

**Ch20300/Zoom Scan (5x5x7)/Cube 1:** Measurement grid: dx=8mm, dy=8mm, dz=5mm

Reference Value = 22.4 V/m; Power Drift = -0.032 dB

Peak SAR (extrapolated) = 1.50 W/kg

**SAR(1 g) = 0.670 mW/g; SAR(10 g) = 0.315 mW/g**

Maximum value of SAR (measured) = 0.707 mW/g

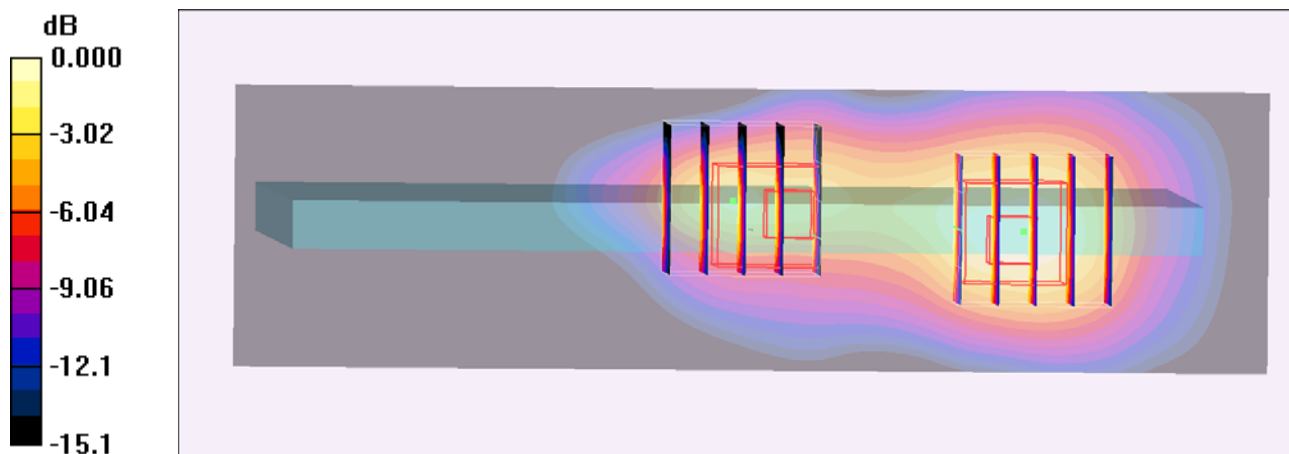
**Ch20300/Zoom Scan (5x5x7)/Cube 0:** Measurement grid: dx=8mm, dy=8mm, dz=5mm

Reference Value = 22.4 V/m; Power Drift = -0.032 dB

Peak SAR (extrapolated) = 1.08 W/kg

**SAR(1 g) = 0.614 mW/g; SAR(10 g) = 0.367 mW/g**

Maximum value of SAR (measured) = 0.729 mW/g



0 dB = 0.729mW/g

### #140 LTE Band 4\_QPSK(1-99)\_Secondary Landscape\_0cm\_Ch20300\_20M

**DUT: 1D0774**

Communication System: LTE; Frequency: 1745 MHz; Duty Cycle: 1:1

Medium: MSL\_1800\_120110 Medium parameters used:  $f = 1745 \text{ MHz}$ ;  $\sigma = 1.5 \text{ mho/m}$ ;  $\epsilon_r = 52.4$ ;  $\rho = 1000 \text{ kg/m}^3$

Ambient Temperature : 22.6 °C ; Liquid Temperature : 21.6 °C

DASY4 Configuration:

- Probe: ET3DV6 - SN1787; ConvF(4.74, 4.74, 4.74); Calibrated: 2011/5/20
- Sensor-Surface: 4mm (Mechanical Surface Detection)
- Electronics: DAE3 Sn495; Calibrated: 2011/4/28
- Phantom: ELI 4.0\_Front; Type: QDOVA001BB; Serial: 1026
- Measurement SW: DASY4, V4.7 Build 80; Postprocessing SW: SEMCAD, V1.8 Build 186

**Ch20300/Area Scan (31x111x1):** Measurement grid:  $dx=20\text{mm}$ ,  $dy=20\text{mm}$

Maximum value of SAR (interpolated) = 0.508 mW/g

**Ch20300/Zoom Scan (5x5x7)/Cube 1:** Measurement grid:  $dx=8\text{mm}$ ,  $dy=8\text{mm}$ ,  $dz=5\text{mm}$

Reference Value = 21.4 V/m; Power Drift = 0.069 dB

Peak SAR (extrapolated) = 1.26 W/kg

**SAR(1 g) = 0.559 mW/g; SAR(10 g) = 0.265 mW/g**

Maximum value of SAR (measured) = 0.606 mW/g

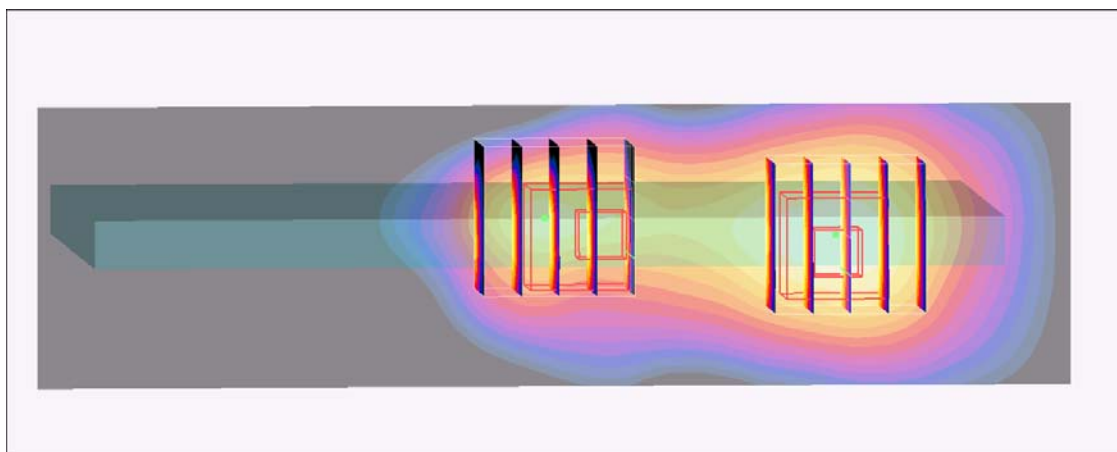
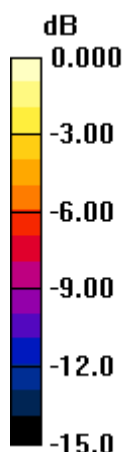
**Ch20300/Zoom Scan (5x5x7)/Cube 0:** Measurement grid:  $dx=8\text{mm}$ ,  $dy=8\text{mm}$ ,  $dz=5\text{mm}$

Reference Value = 21.4 V/m; Power Drift = 0.069 dB

Peak SAR (extrapolated) = 0.723 W/kg

**SAR(1 g) = 0.454 mW/g; SAR(10 g) = 0.274 mW/g**

Maximum value of SAR (measured) = 0.492 mW/g



0 dB = 0.492mW/g



### #141 LTE Band 4\_16QAM(50-25)\_Bottom Face\_0cm\_Ch20300\_20M\_Earphone

**DUT: 1D0774**

Communication System: LTE; Frequency: 1745 MHz; Duty Cycle: 1:1

Medium: MSL\_1800\_120110 Medium parameters used:  $f = 1745$  MHz;  $\sigma = 1.5$  mho/m;  $\epsilon_r = 52.4$ ;  $\rho = 1000$  kg/m<sup>3</sup>

Ambient Temperature : 22.6 °C; Liquid Temperature : 21.6 °C

DASY4 Configuration:

- Probe: ET3DV6 - SN1787; ConvF(4.74, 4.74, 4.74); Calibrated: 2011/5/20
- Sensor-Surface: 4mm (Mechanical Surface Detection)
- Electronics: DAE3 Sn495; Calibrated: 2011/4/28
- Phantom: ELI 4.0\_Front; Type: QDOVA001BB; Serial: 1026
- Measurement SW: DASY4, V4.7 Build 80; Postprocessing SW: SEMCAD, V1.8 Build 186

**Ch20300/Area Scan (81x111x1):** Measurement grid: dx=20mm, dy=20mm

Maximum value of SAR (interpolated) = 1.50 mW/g

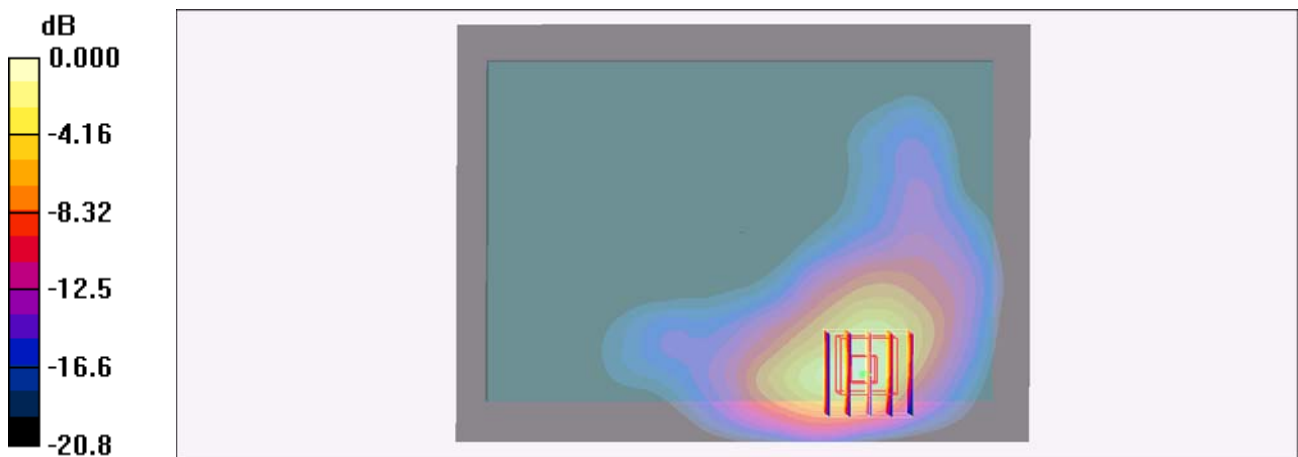
**Ch20300/Zoom Scan (5x5x7)/Cube 0:** Measurement grid: dx=8mm, dy=8mm, dz=5mm

Reference Value = 1.80 V/m; Power Drift = -0.168 dB

Peak SAR (extrapolated) = 2.50 W/kg

**SAR(1 g) = 1.41 mW/g; SAR(10 g) = 0.739 mW/g**

Maximum value of SAR (measured) = 1.60 mW/g



0 dB = 1.60mW/g

### #141 LTE Band 4\_16QAM(50-25)\_Bottom Face\_0cm\_Ch20300\_20M\_Earphone\_2D

**DUT: 1D0774**

Communication System: LTE; Frequency: 1745 MHz; Duty Cycle: 1:1

Medium: MSL\_1800\_120110 Medium parameters used:  $f = 1745 \text{ MHz}$ ;  $\sigma = 1.5 \text{ mho/m}$ ;  $\epsilon_r = 52.4$ ;  $\rho = 1000 \text{ kg/m}^3$

Ambient Temperature : 22.6 °C ; Liquid Temperature : 21.6 °C

DASY4 Configuration:

- Probe: ET3DV6 - SN1787; ConvF(4.74, 4.74, 4.74); Calibrated: 2011/5/20
- Sensor-Surface: 4mm (Mechanical Surface Detection)
- Electronics: DAE3 Sn495; Calibrated: 2011/4/28
- Phantom: ELI 4.0\_Front; Type: QDOVA001BB; Serial: 1026
- Measurement SW: DASY4, V4.7 Build 80; Postprocessing SW: SEMCAD, V1.8 Build 186

**Ch20300/Area Scan (81x111x1):** Measurement grid: dx=20mm, dy=20mm

Maximum value of SAR (interpolated) = 1.50 mW/g

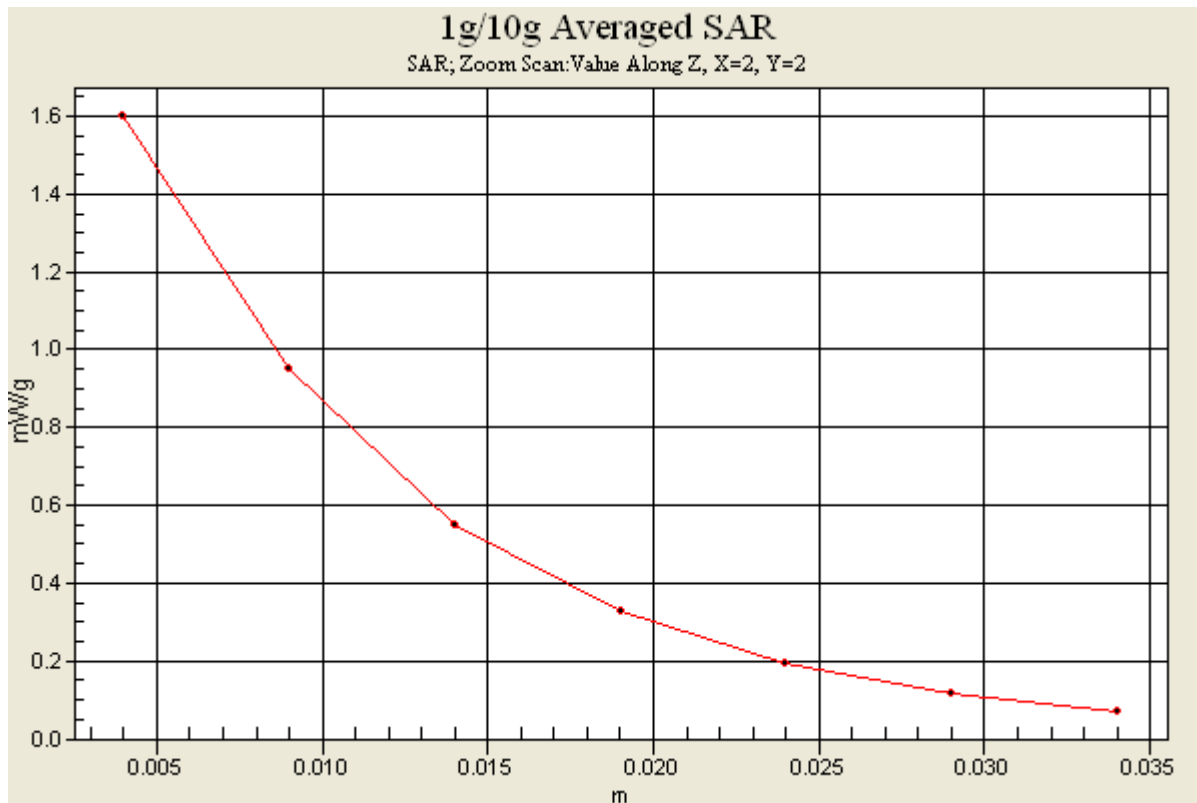
**Ch20300/Zoom Scan (5x5x7)/Cube 0:** Measurement grid: dx=8mm, dy=8mm, dz=5mm

Reference Value = 1.80 V/m; Power Drift = -0.168 dB

Peak SAR (extrapolated) = 2.50 W/kg

**SAR(1 g) = 1.41 mW/g; SAR(10 g) = 0.739 mW/g**

Maximum value of SAR (measured) = 1.60 mW/g



## #142 LTE Band 4\_16QAM(1-0)\_Bottom Face\_0cm\_Ch20300\_20M\_Earphone

**DUT: 1D0774**

Communication System: LTE; Frequency: 1745 MHz; Duty Cycle: 1:1

Medium: MSL\_1800\_120110 Medium parameters used:  $f = 1745$  MHz;  $\sigma = 1.5$  mho/m;  $\epsilon_r = 52.4$ ;  $\rho = 1000$  kg/m<sup>3</sup>

Ambient Temperature : 22.6 °C; Liquid Temperature : 21.6 °C

DASY4 Configuration:

- Probe: ET3DV6 - SN1787; ConvF(4.74, 4.74, 4.74); Calibrated: 2011/5/20
- Sensor-Surface: 4mm (Mechanical Surface Detection)
- Electronics: DAE3 Sn495; Calibrated: 2011/4/28
- Phantom: ELI 4.0\_Front; Type: QDOVA001BB; Serial: 1026
- Measurement SW: DASY4, V4.7 Build 80; Postprocessing SW: SEMCAD, V1.8 Build 186

**Ch20300/Area Scan (41x111x1):** Measurement grid: dx=20mm, dy=20mm

Maximum value of SAR (interpolated) = 1.42 mW/g

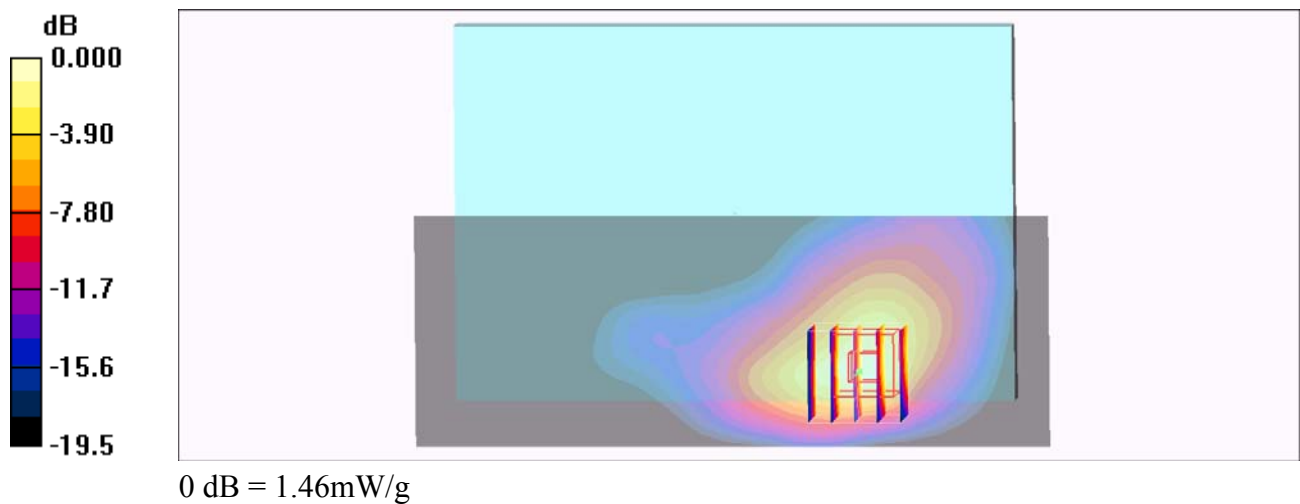
**Ch20300/Zoom Scan (5x5x7)/Cube 0:** Measurement grid: dx=8mm, dy=8mm, dz=5mm

Reference Value = 1.94 V/m; Power Drift = -0.001 dB

Peak SAR (extrapolated) = 2.28 W/kg

**SAR(1 g) = 1.31 mW/g; SAR(10 g) = 0.701 mW/g**

Maximum value of SAR (measured) = 1.46 mW/g



### #143 LTE Band 4\_16QAM(1-99)\_Bottom Face\_0cm\_Ch20300\_20M\_Earphone

**DUT: 1D0774**

Communication System: LTE; Frequency: 1745 MHz; Duty Cycle: 1:1

Medium: MSL\_1800\_120110 Medium parameters used:  $f = 1745 \text{ MHz}$ ;  $\sigma = 1.5 \text{ mho/m}$ ;  $\epsilon_r = 52.4$ ;  $\rho = 1000 \text{ kg/m}^3$

Ambient Temperature : 22.6 °C ; Liquid Temperature : 21.6 °C

DASY4 Configuration:

- Probe: ET3DV6 - SN1787; ConvF(4.74, 4.74, 4.74); Calibrated: 2011/5/20
- Sensor-Surface: 4mm (Mechanical Surface Detection)
- Electronics: DAE3 Sn495; Calibrated: 2011/4/28
- Phantom: ELI 4.0\_Front; Type: QDOVA001BB; Serial: 1026
- Measurement SW: DASY4, V4.7 Build 80; Postprocessing SW: SEMCAD, V1.8 Build 186

**Ch20300/Area Scan (41x111x1):** Measurement grid:  $dx=20\text{mm}$ ,  $dy=20\text{mm}$

Maximum value of SAR (interpolated) = 1.33 mW/g

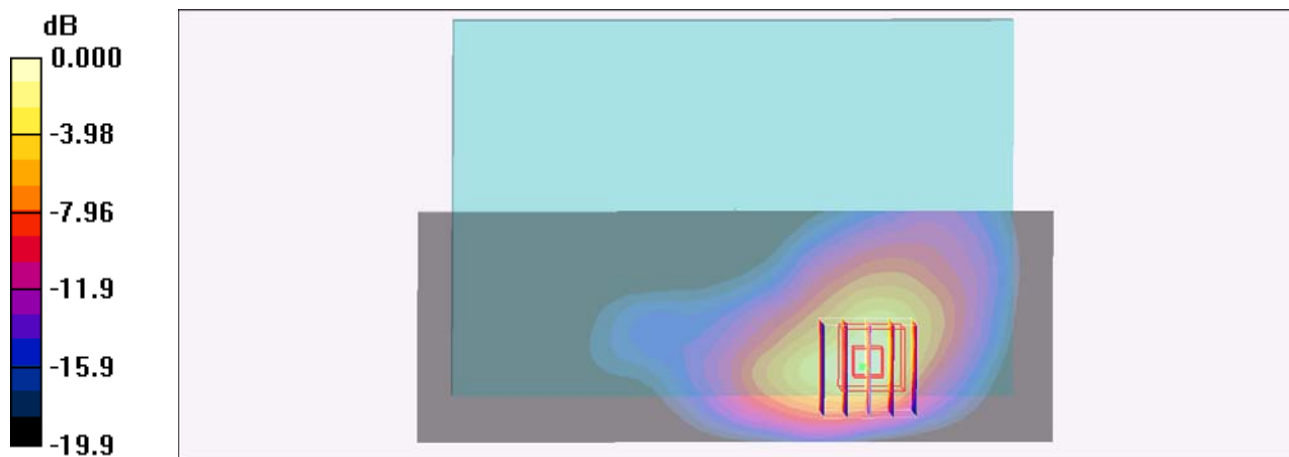
**Ch20300/Zoom Scan (5x5x7)/Cube 0:** Measurement grid:  $dx=8\text{mm}$ ,  $dy=8\text{mm}$ ,  $dz=5\text{mm}$

Reference Value = 1.77 V/m; Power Drift = -0.115 dB

Peak SAR (extrapolated) = 2.28 W/kg

**SAR(1 g) = 1.32 mW/g; SAR(10 g) = 0.690 mW/g**

Maximum value of SAR (measured) = 1.51 mW/g



0 dB = 1.51mW/g

### #144 LTE Band 4\_16QAM(50-25)\_Secondary Landscape\_0cm\_Ch20300\_20M

**DUT: 1D0774**

Communication System: LTE; Frequency: 1745 MHz; Duty Cycle: 1:1

Medium: MSL\_1800\_120110 Medium parameters used:  $f = 1745$  MHz;  $\sigma = 1.5$  mho/m;  $\epsilon_r = 52.4$ ;  $\rho = 1000$  kg/m<sup>3</sup>

Ambient Temperature : 22.6 °C ; Liquid Temperature : 21.6 °C

DASY4 Configuration:

- Probe: ET3DV6 - SN1787; ConvF(4.74, 4.74, 4.74); Calibrated: 2011/5/20
- Sensor-Surface: 4mm (Mechanical Surface Detection)
- Electronics: DAE3 Sn495; Calibrated: 2011/4/28
- Phantom: ELI 4.0\_Front; Type: QDOVA001BB; Serial: 1026
- Measurement SW: DASY4, V4.7 Build 80; Postprocessing SW: SEMCAD, V1.8 Build 186

**Ch20300/Area Scan (31x111x1):** Measurement grid: dx=20mm, dy=20mm

Maximum value of SAR (interpolated) = 0.593 mW/g

**Ch20300/Zoom Scan (5x5x7)/Cube 1:** Measurement grid: dx=8mm, dy=8mm, dz=5mm

Reference Value = 22.9 V/m; Power Drift = 0.078 dB

Peak SAR (extrapolated) = 1.47 W/kg

**SAR(1 g) = 0.656 mW/g; SAR(10 g) = 0.309 mW/g**

Maximum value of SAR (measured) = 0.699 mW/g

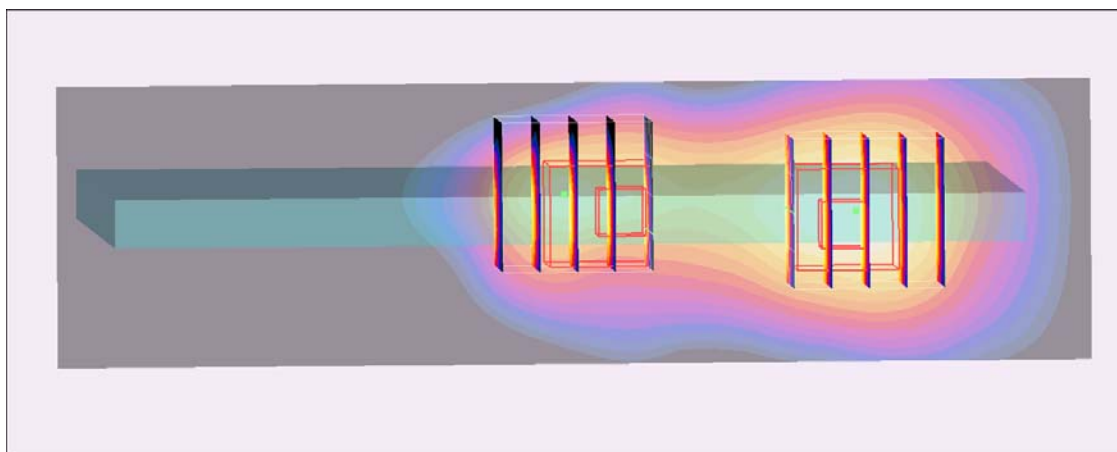
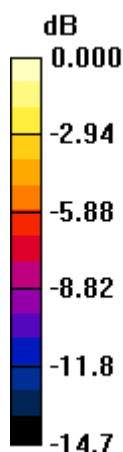
**Ch20300/Zoom Scan (5x5x7)/Cube 0:** Measurement grid: dx=8mm, dy=8mm, dz=5mm

Reference Value = 22.9 V/m; Power Drift = 0.078 dB

Peak SAR (extrapolated) = 0.850 W/kg

**SAR(1 g) = 0.531 mW/g; SAR(10 g) = 0.319 mW/g**

Maximum value of SAR (measured) = 0.569 mW/g



0 dB = 0.569mW/g

### #145 LTE Band 4\_16QAM(1-0)\_Secondary Landscape\_0cm\_Ch20300\_20M

**DUT: 1D0774**

Communication System: LTE; Frequency: 1745 MHz; Duty Cycle: 1:1

Medium: MSL\_1800\_120110 Medium parameters used:  $f = 1745$  MHz;  $\sigma = 1.5$  mho/m;  $\epsilon_r = 52.4$ ;  $\rho = 1000$  kg/m<sup>3</sup>

Ambient Temperature : 22.6 °C ; Liquid Temperature : 21.6 °C

DASY4 Configuration:

- Probe: ET3DV6 - SN1787; ConvF(4.74, 4.74, 4.74); Calibrated: 2011/5/20
- Sensor-Surface: 4mm (Mechanical Surface Detection)
- Electronics: DAE3 Sn495; Calibrated: 2011/4/28
- Phantom: ELI 4.0\_Front; Type: QDOVA001BB; Serial: 1026
- Measurement SW: DASY4, V4.7 Build 80; Postprocessing SW: SEMCAD, V1.8 Build 186

**Ch20300/Area Scan (31x111x1):** Measurement grid: dx=20mm, dy=20mm

Maximum value of SAR (interpolated) = 0.485 mW/g

**Ch20300/Zoom Scan (5x5x7)/Cube 1:** Measurement grid: dx=8mm, dy=8mm, dz=5mm

Reference Value = 21.2 V/m; Power Drift = -0.110 dB

Peak SAR (extrapolated) = 1.17 W/kg

**SAR(1 g) = 0.521 mW/g; SAR(10 g) = 0.246 mW/g**

Maximum value of SAR (measured) = 0.555 mW/g

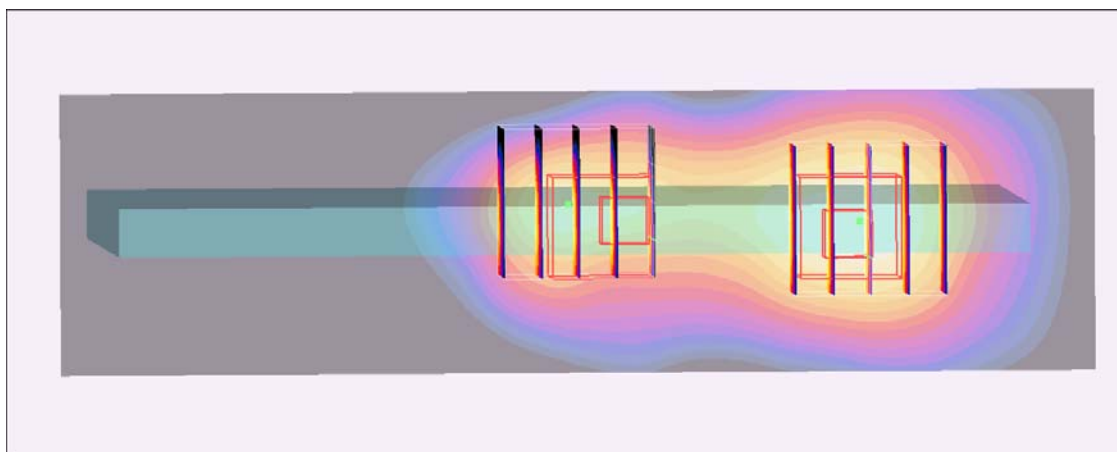
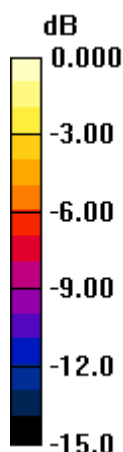
**Ch20300/Zoom Scan (5x5x7)/Cube 0:** Measurement grid: dx=8mm, dy=8mm, dz=5mm

Reference Value = 21.2 V/m; Power Drift = -0.110 dB

Peak SAR (extrapolated) = 0.651 W/kg

**SAR(1 g) = 0.426 mW/g; SAR(10 g) = 0.256 mW/g**

Maximum value of SAR (measured) = 0.454 mW/g



0 dB = 0.454mW/g

### #146 LTE Band 4\_16QAM(1-99)\_Secondary Landscape\_0cm\_Ch20300\_20M

**DUT: 1D0774**

Communication System: LTE; Frequency: 1745 MHz; Duty Cycle: 1:1

Medium: MSL\_1800\_120110 Medium parameters used:  $f = 1745 \text{ MHz}$ ;  $\sigma = 1.5 \text{ mho/m}$ ;  $\epsilon_r = 52.4$ ;  $\rho = 1000 \text{ kg/m}^3$

Ambient Temperature : 22.6 °C ; Liquid Temperature : 21.6 °C

DASY4 Configuration:

- Probe: ET3DV6 - SN1787; ConvF(4.74, 4.74, 4.74); Calibrated: 2011/5/20
- Sensor-Surface: 4mm (Mechanical Surface Detection)
- Electronics: DAE3 Sn495; Calibrated: 2011/4/28
- Phantom: ELI 4.0\_Front; Type: QDOVA001BB; Serial: 1026
- Measurement SW: DASY4, V4.7 Build 80; Postprocessing SW: SEMCAD, V1.8 Build 186

**Ch20300/Area Scan (31x111x1):** Measurement grid:  $dx=20\text{mm}$ ,  $dy=20\text{mm}$

Maximum value of SAR (interpolated) = 0.507 mW/g

**Ch20300/Zoom Scan (5x5x7)/Cube 1:** Measurement grid:  $dx=8\text{mm}$ ,  $dy=8\text{mm}$ ,  $dz=5\text{mm}$

Reference Value = 22.0 V/m; Power Drift = -0.029 dB

Peak SAR (extrapolated) = 1.32 W/kg

**SAR(1 g) = 0.573 mW/g; SAR(10 g) = 0.269 mW/g**

Maximum value of SAR (measured) = 0.628 mW/g

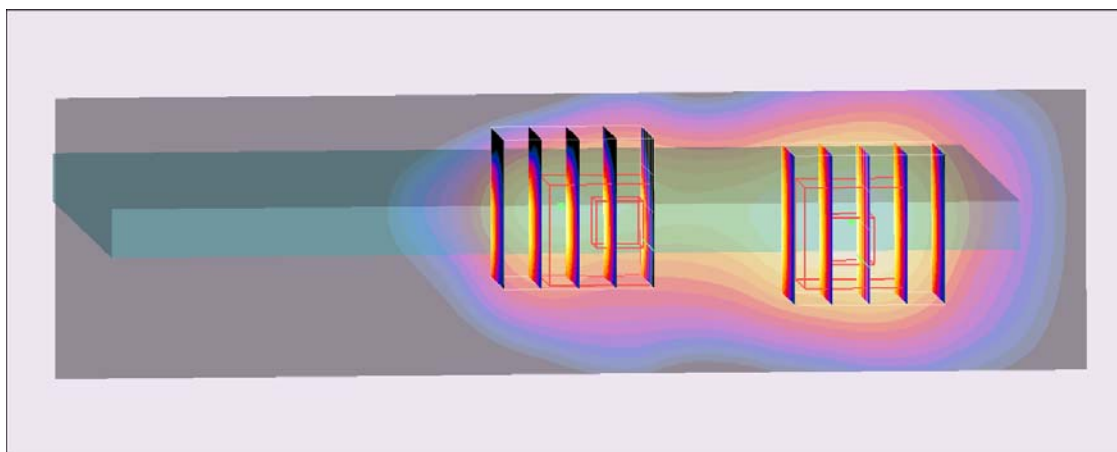
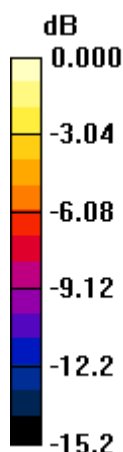
**Ch20300/Zoom Scan (5x5x7)/Cube 0:** Measurement grid:  $dx=8\text{mm}$ ,  $dy=8\text{mm}$ ,  $dz=5\text{mm}$

Reference Value = 22.0 V/m; Power Drift = -0.029 dB

Peak SAR (extrapolated) = 0.707 W/kg

**SAR(1 g) = 0.473 mW/g; SAR(10 g) = 0.281 mW/g**

Maximum value of SAR (measured) = 0.507 mW/g



0 dB = 0.507mW/g

### #101 802.11b\_Bottom Face\_0cm\_Ch11\_Earphone

**DUT: 1O2838**

Communication System: 802.11b ; Frequency: 2462 MHz;Duty Cycle: 1:1

Medium: MSL\_2450\_111226 Medium parameters used:  $f = 2462 \text{ MHz}$ ;  $\sigma = 2.03 \text{ mho/m}$ ;  $\epsilon_r = 53.8$ ;  $\rho = 1000 \text{ kg/m}^3$

Ambient Temperature : 22.6 °C ; Liquid Temperature : 21.6 °C

DASY4 Configuration:

- Probe: EX3DV4 - SN3792; ConvF(6.67, 6.67, 6.67); Calibrated: 2011/6/20
- Sensor-Surface: 4mm (Mechanical Surface Detection)
- Electronics: DAE4 Sn778; Calibrated: 2011/11/22
- Phantom: ELI 4.0\_Front; Type: QDOVA001BB; Serial: 1026
- Measurement SW: DASY4, V4.7 Build 80; Postprocessing SW: SEMCAD, V1.8 Build 186

**Ch11/Area Scan (81x111x1):** Measurement grid:  $dx=20\text{mm}$ ,  $dy=20\text{mm}$

Maximum value of SAR (interpolated) = 1.18 mW/g

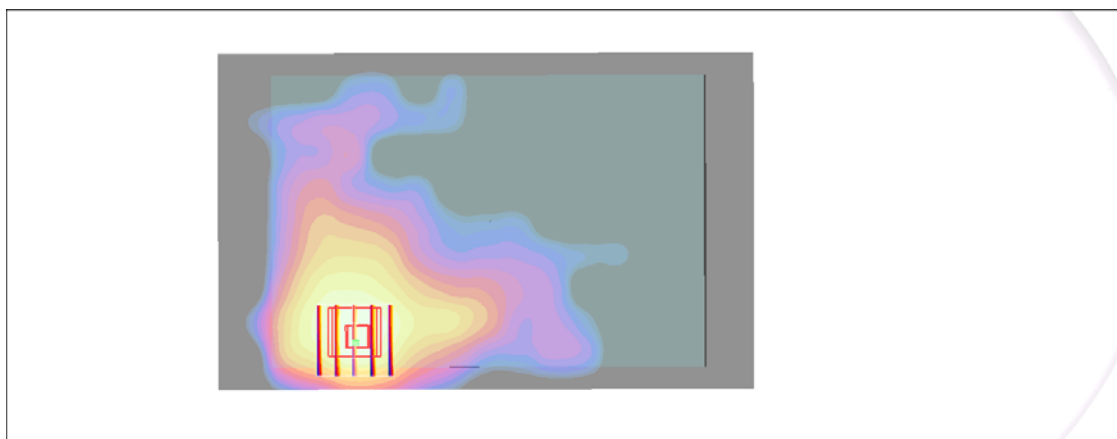
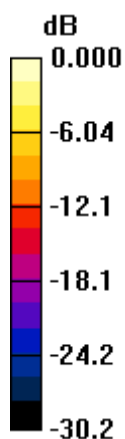
**Ch11/Zoom Scan (5x5x7)/Cube 0:** Measurement grid:  $dx=8\text{mm}$ ,  $dy=8\text{mm}$ ,  $dz=5\text{mm}$

Reference Value = 0.905 V/m; Power Drift = 0.12 dB

Peak SAR (extrapolated) = 2.12 W/kg

**SAR(1 g) = 1.03 mW/g; SAR(10 g) = 0.512 mW/g**

Maximum value of SAR (measured) = 1.14 mW/g



0 dB = 1.14mW/g



### #102 802.11b\_Secondary Landscape\_0cm\_Ch11

**DUT: 1O2838**

Communication System: 802.11b ; Frequency: 2462 MHz;Duty Cycle: 1:1

Medium: MSL\_2450\_111226 Medium parameters used:  $f = 2462 \text{ MHz}$ ;  $\sigma = 2.03 \text{ mho/m}$ ;  $\epsilon_r = 53.8$ ;  $\rho = 1000 \text{ kg/m}^3$

Ambient Temperature : 22.6 °C ; Liquid Temperature : 21.6 °C

DASY4 Configuration:

- Probe: EX3DV4 - SN3792; ConvF(6.67, 6.67, 6.67); Calibrated: 2011/6/20
- Sensor-Surface: 4mm (Mechanical Surface Detection)
- Electronics: DAE4 Sn778; Calibrated: 2011/11/22
- Phantom: ELI 4.0\_Front; Type: QDOVA001BB; Serial: 1026
- Measurement SW: DASY4, V4.7 Build 80; Postprocessing SW: SEMCAD, V1.8 Build 186

**Ch11/Area Scan (41x161x1):** Measurement grid:  $dx=15\text{mm}$ ,  $dy=15\text{mm}$

Maximum value of SAR (interpolated) = 0.768 mW/g

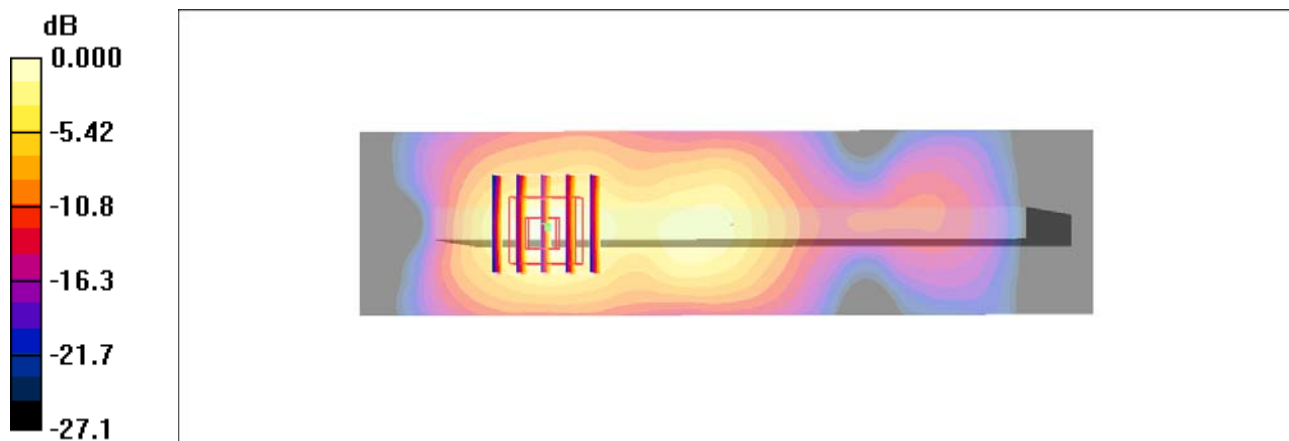
**Ch11/Zoom Scan (5x5x7)/Cube 0:** Measurement grid:  $dx=8\text{mm}$ ,  $dy=8\text{mm}$ ,  $dz=5\text{mm}$

Reference Value = 12.9 V/m; Power Drift = 0.019 dB

Peak SAR (extrapolated) = 1.44 W/kg

**SAR(1 g) = 0.659 mW/g; SAR(10 g) = 0.304 mW/g**

Maximum value of SAR (measured) = 0.714 mW/g



0 dB = 0.714mW/g

### #103 802.11b\_Secondary Portrait\_0cm\_Ch11\_Earphone

**DUT: 1O2838**

Communication System: 802.11b ; Frequency: 2462 MHz;Duty Cycle: 1:1

Medium: MSL\_2450\_111226 Medium parameters used:  $f = 2462$  MHz;  $\sigma = 2.03$  mho/m;  $\epsilon_r = 53.8$ ;  $\rho = 1000$  kg/m<sup>3</sup>

Ambient Temperature : 22.6 °C ; Liquid Temperature : 21.6 °C

DASY4 Configuration:

- Probe: EX3DV4 - SN3792; ConvF(6.67, 6.67, 6.67); Calibrated: 2011/6/20
- Sensor-Surface: 4mm (Mechanical Surface Detection)
- Electronics: DAE4 Sn778; Calibrated: 2011/11/22
- Phantom: ELI 4.0\_Front; Type: QDOVA001BB; Serial: 1026
- Measurement SW: DASY4, V4.7 Build 80; Postprocessing SW: SEMCAD, V1.8 Build 186

**Ch11/Area Scan (31x81x1):** Measurement grid: dx=20mm, dy=20mm

Maximum value of SAR (interpolated) = 0.098 mW/g

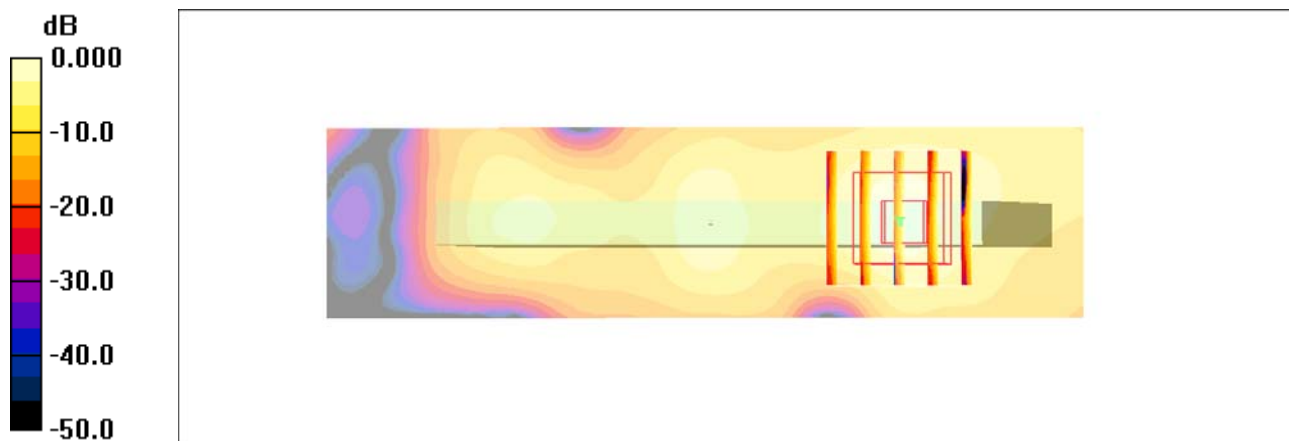
**Ch11/Zoom Scan (5x5x7)/Cube 0:** Measurement grid: dx=8mm, dy=8mm, dz=5mm

Reference Value = 5.71 V/m; Power Drift = 0.074 dB

Peak SAR (extrapolated) = 0.258 W/kg

**SAR(1 g) = 0.112 mW/g; SAR(10 g) = 0.046 mW/g**

Maximum value of SAR (measured) = 0.137 mW/g



0 dB = 0.137mW/g

### #104 802.11b\_Bottom Face\_0cm\_Ch1\_Earphone

**DUT: 1O2838**

Communication System: 802.11b ; Frequency: 2412 MHz;Duty Cycle: 1:1

Medium: MSL\_2450\_111226 Medium parameters used:  $f = 2412 \text{ MHz}$ ;  $\sigma = 1.95 \text{ mho/m}$ ;  $\epsilon_r = 53.9$ ;  $\rho = 1000 \text{ kg/m}^3$

Ambient Temperature : 22.6 °C ; Liquid Temperature : 21.6 °C

DASY4 Configuration:

- Probe: EX3DV4 - SN3792; ConvF(6.67, 6.67, 6.67); Calibrated: 2011/6/20
- Sensor-Surface: 4mm (Mechanical Surface Detection)
- Electronics: DAE4 Sn778; Calibrated: 2011/11/22
- Phantom: ELI 4.0\_Front; Type: QDOVA001BB; Serial: 1026
- Measurement SW: DASY4, V4.7 Build 80; Postprocessing SW: SEMCAD, V1.8 Build 186

**Ch1/Area Scan (31x11x1):** Measurement grid:  $dx=20\text{mm}$ ,  $dy=20\text{mm}$

Maximum value of SAR (interpolated) = 1.27 mW/g

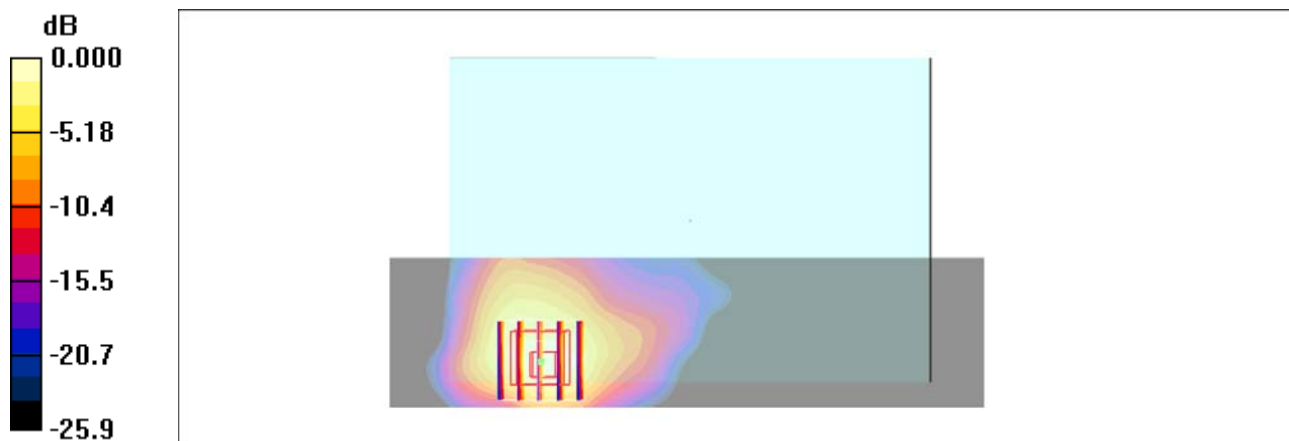
**Ch1/Zoom Scan (5x5x7)/Cube 0:** Measurement grid:  $dx=8\text{mm}$ ,  $dy=8\text{mm}$ ,  $dz=5\text{mm}$

Reference Value = 0.563 V/m; Power Drift = 0.117 dB

Peak SAR (extrapolated) = 2.22 W/kg

**SAR(1 g) = 1.03 mW/g; SAR(10 g) = 0.506 mW/g**

Maximum value of SAR (measured) = 1.10 mW/g



0 dB = 1.10mW/g

### #105 802.11b\_Bottom Face\_0cm\_Ch6\_Earphone

**DUT: 1O2838**

Communication System: 802.11b ; Frequency: 2437 MHz;Duty Cycle: 1:1

Medium: MSL\_2450\_111226 Medium parameters used:  $f = 2437 \text{ MHz}$ ;  $\sigma = 1.99 \text{ mho/m}$ ;  $\epsilon_r = 53.8$ ;  $\rho = 1000 \text{ kg/m}^3$

Ambient Temperature : 22.6 °C ; Liquid Temperature : 21.6 °C

DASY4 Configuration:

- Probe: EX3DV4 - SN3792; ConvF(6.67, 6.67, 6.67); Calibrated: 2011/6/20
- Sensor-Surface: 4mm (Mechanical Surface Detection)
- Electronics: DAE4 Sn778; Calibrated: 2011/11/22
- Phantom: ELI 4.0\_Front; Type: QDOVA001BB; Serial: 1026
- Measurement SW: DASY4, V4.7 Build 80; Postprocessing SW: SEMCAD, V1.8 Build 186

**Ch6/Area Scan (31x11x1):** Measurement grid:  $dx=20\text{mm}$ ,  $dy=20\text{mm}$

Maximum value of SAR (interpolated) = 1.36 mW/g


**Ch6/Zoom Scan (5x5x7)/Cube 0:** Measurement grid:  $dx=8\text{mm}$ ,  $dy=8\text{mm}$ ,  $dz=5\text{mm}$

Reference Value = 0.557 V/m; Power Drift = 0.134 dB

Peak SAR (extrapolated) = 2.38 W/kg

**SAR(1 g) = 1.12 mW/g; SAR(10 g) = 0.548 mW/g**

Maximum value of SAR (measured) = 1.16 mW/g



0 dB = 1.16mW/g

### #105 802.11b\_Bottom Face\_0cm\_Ch6\_Earphone\_2D

**DUT: 1O2838**

Communication System: 802.11b ; Frequency: 2437 MHz;Duty Cycle: 1:1

Medium: MSL\_2450\_111226 Medium parameters used:  $f = 2437$  MHz;  $\sigma = 1.99$  mho/m;  $\epsilon_r = 53.8$ ;

$\rho = 1000$  kg/m<sup>3</sup>

Ambient Temperature : 22.6 °C ; Liquid Temperature : 21.6 °C

DASY4 Configuration:

- Probe: EX3DV4 - SN3792; ConvF(6.67, 6.67, 6.67); Calibrated: 2011/6/20
- Sensor-Surface: 4mm (Mechanical Surface Detection)
- Electronics: DAE4 Sn778; Calibrated: 2011/11/22
- Phantom: ELI 4.0\_Front; Type: QDOVA001BB; Serial: 1026
- Measurement SW: DASY4, V4.7 Build 80; Postprocessing SW: SEMCAD, V1.8 Build 186

**Ch6/Area Scan (31x11x1):** Measurement grid: dx=20mm, dy=20mm

Maximum value of SAR (interpolated) = 1.36 mW/g

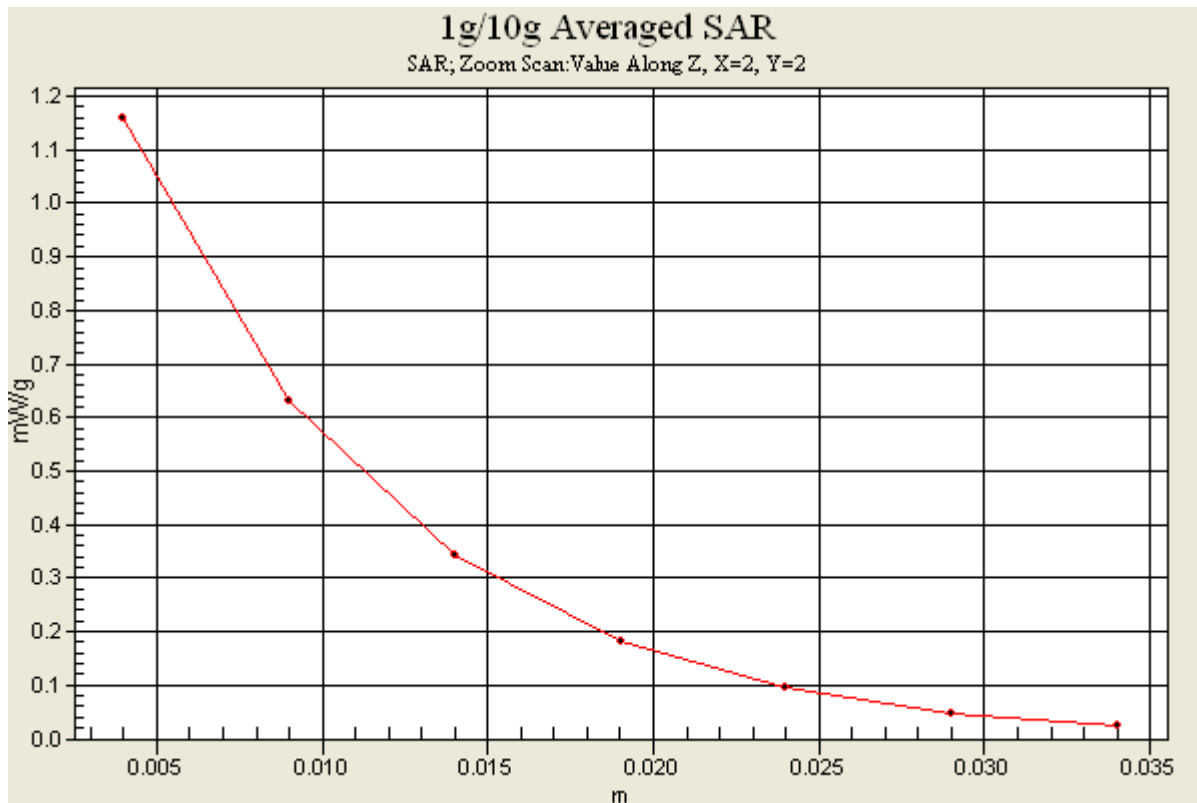
**Ch6/Zoom Scan (5x5x7)/Cube 0:** Measurement grid: dx=8mm, dy=8mm, dz=5mm

Reference Value = 0.557 V/m; Power Drift = 0.134 dB

Peak SAR (extrapolated) = 2.38 W/kg

**SAR(1 g) = 1.12 mW/g; SAR(10 g) = 0.548 mW/g**

Maximum value of SAR (measured) = 1.16 mW/g



### #106 802.11b\_Secondary Landscape\_0.75cm\_Ch11

**DUT: 1O2838**

Communication System: 802.11b ; Frequency: 2462 MHz;Duty Cycle: 1:1

Medium: MSL\_2450\_111226 Medium parameters used:  $f = 2462 \text{ MHz}$ ;  $\sigma = 2.03 \text{ mho/m}$ ;  $\epsilon_r = 53.8$ ;  $\rho = 1000 \text{ kg/m}^3$

Ambient Temperature : 22.6 °C ; Liquid Temperature : 21.6 °C

DASY4 Configuration:

- Probe: EX3DV4 - SN3792; ConvF(6.67, 6.67, 6.67); Calibrated: 2011/6/20
- Sensor-Surface: 4mm (Mechanical Surface Detection)
- Electronics: DAE4 Sn778; Calibrated: 2011/11/22
- Phantom: ELI 4.0\_Front; Type: QDOVA001BB; Serial: 1026
- Measurement SW: DASY4, V4.7 Build 80; Postprocessing SW: SEMCAD, V1.8 Build 186

**Ch11/Area Scan (31x111x1):** Measurement grid:  $dx=20\text{mm}$ ,  $dy=20\text{mm}$

Maximum value of SAR (interpolated) = 0.237 mW/g

**Ch11/Zoom Scan (5x5x7)/Cube 0:** Measurement grid:  $dx=8\text{mm}$ ,  $dy=8\text{mm}$ ,  $dz=5\text{mm}$

Reference Value = 9.94 V/m; Power Drift = 0.003 dB

Peak SAR (extrapolated) = 0.410 W/kg

**SAR(1 g) = 0.219 mW/g; SAR(10 g) = 0.116 mW/g**

Maximum value of SAR (measured) = 0.239 mW/g

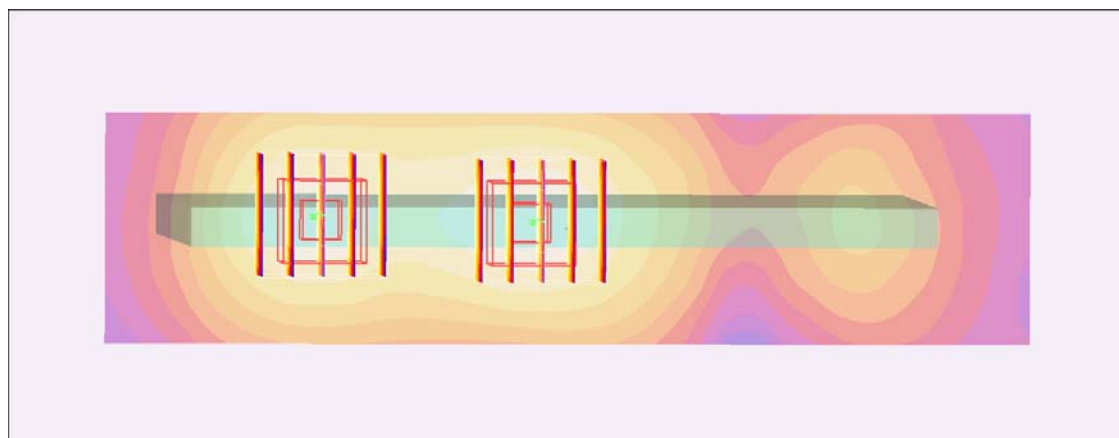
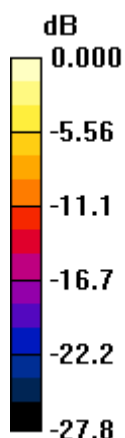
**Ch11/Zoom Scan (5x5x7)/Cube 1:** Measurement grid:  $dx=8\text{mm}$ ,  $dy=8\text{mm}$ ,  $dz=5\text{mm}$

Reference Value = 9.94 V/m; Power Drift = 0.003 dB

Peak SAR (extrapolated) = 0.381 W/kg

**SAR(1 g) = 0.193 mW/g; SAR(10 g) = 0.098 mW/g**

Maximum value of SAR (measured) = 0.211 mW/g



0 dB = 0.211mW/g

### #107 802.11a\_Bottom Face\_0cm\_Ch48\_Earphone

**DUT: 1O2838**

Communication System: 802.11a; Frequency: 5240 MHz; Duty Cycle: 1:1

Medium: MSL\_5G\_111122 Medium parameters used :  $f = 5240 \text{ MHz}$ ;  $\sigma = 5.36 \text{ mho/m}$ ;  $\epsilon_r = 49.1$ ;  $\rho = 1000 \text{ kg/m}^3$

Ambient Temperature :  $22.4 \text{ }^\circ\text{C}$ ; Liquid Temperature :  $21.4 \text{ }^\circ\text{C}$

DASY4 Configuration:

- Probe: EX3DV4 - SN3792; ConvF(4.22, 4.22, 4.22); Calibrated: 2011/6/20
- Sensor-Surface: 2mm (Mechanical Surface Detection)
- Electronics: DAE4 Sn1279; Calibrated: 2011/6/17
- Phantom: ELI 4.0\_Front; Type: QDOVA001BB; Serial: 1026
- Measurement SW: DASY4, V4.7 Build 80; Postprocessing SW: SEMCAD, V1.8 Build 186

**Ch48/Area Scan (161x221x1):** Measurement grid:  $dx=10\text{mm}$ ,  $dy=10\text{mm}$

Maximum value of SAR (interpolated) =  $1.26 \text{ mW/g}$


**Ch48/Zoom Scan (8x8x10)/Cube 0:** Measurement grid:  $dx=4\text{mm}$ ,  $dy=4\text{mm}$ ,  $dz=2.5\text{mm}$

Reference Value =  $0.000 \text{ V/m}$ ; Power Drift =  $0.11 \text{ dB}$

Peak SAR (extrapolated) =  $2.26 \text{ W/kg}$

**SAR(1 g) =  $0.570 \text{ mW/g}$ ; SAR(10 g) =  $0.158 \text{ mW/g}$**

Maximum value of SAR (measured) =  $1.22 \text{ mW/g}$



0 dB =  $1.22\text{mW/g}$

### #108 802.11a\_Primary Portrait\_0cm\_Ch48\_Earphone

#### DUT: 1O2838

Communication System: 802.11a; Frequency: 5240 MHz; Duty Cycle: 1:1

Medium: MSL\_5G\_111122 Medium parameters used :  $f = 5240$  MHz;  $\sigma = 5.36$  mho/m;  $\epsilon_r = 49.1$ ;  $\rho = 1000$  kg/m<sup>3</sup>

Ambient Temperature : 22.4 °C ; Liquid Temperature : 21.4 °C

#### DASY4 Configuration:

- Probe: EX3DV4 - SN3792; ConvF(4.22, 4.22, 4.22); Calibrated: 2011/6/20
- Sensor-Surface: 2mm (Mechanical Surface Detection)
- Electronics: DAE4 Sn1279; Calibrated: 2011/6/17
- Phantom: ELI 4.0\_Front; Type: QDOVA001BB; Serial: 1026
- Measurement SW: DASY4, V4.7 Build 80; Postprocessing SW: SEMCAD, V1.8 Build 186

**Ch48/Area Scan (41x161x1):** Measurement grid: dx=10mm, dy=10mm

Maximum value of SAR (interpolated) = 1.71 mW/g


**Ch48/Zoom Scan (8x8x10)/Cube 0:** Measurement grid: dx=4mm, dy=4mm, dz=2.5mm

Reference Value = 3.50 V/m; Power Drift = -0.148 dB

Peak SAR (extrapolated) = 3.55 W/kg

**SAR(1 g) = 0.775 mW/g; SAR(10 g) = 0.179 mW/g**

Maximum value of SAR (measured) = 1.70 mW/g



0 dB = 1.70mW/g



### #108 802.11a\_Primary Portrait\_0cm\_Ch48\_Earphone\_2D

**DUT: 1O2838**

Communication System: 802.11a; Frequency: 5240 MHz; Duty Cycle: 1:1

Medium: MSL\_5G\_111122 Medium parameters used :  $f = 5240$  MHz;  $\sigma = 5.36$  mho/m;  $\epsilon_r = 49.1$ ;  $\rho = 1000$  kg/m<sup>3</sup>

Ambient Temperature : 22.4 °C ; Liquid Temperature : 21.4 °C

DASY4 Configuration:

- Probe: EX3DV4 - SN3792; ConvF(4.22, 4.22, 4.22); Calibrated: 2011/6/20
- Sensor-Surface: 2mm (Mechanical Surface Detection)
- Electronics: DAE4 Sn1279; Calibrated: 2011/6/17
- Phantom: ELI 4.0\_Front; Type: QDOVA001BB; Serial: 1026
- Measurement SW: DASY4, V4.7 Build 80; Postprocessing SW: SEMCAD, V1.8 Build 186

**Ch48/Area Scan (41x161x1):** Measurement grid: dx=10mm, dy=10mm

Maximum value of SAR (interpolated) = 1.71 mW/g

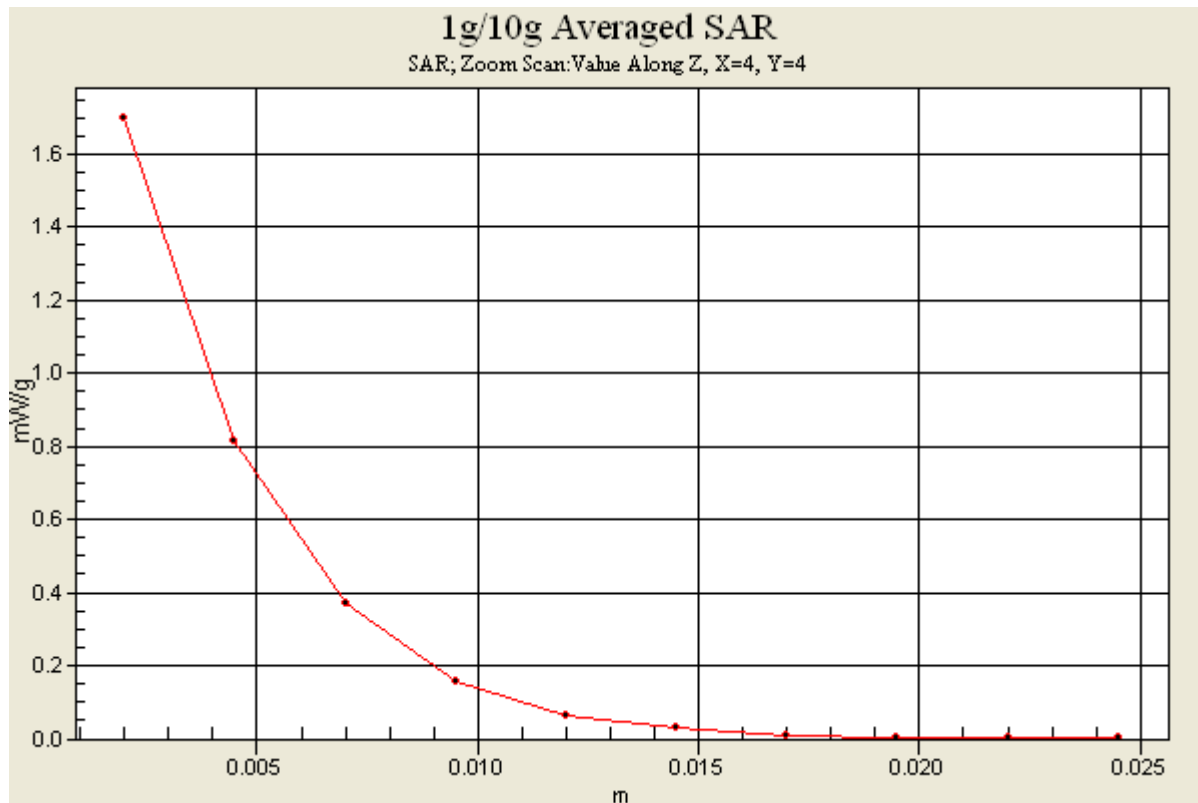
**Ch48/Zoom Scan (8x8x10)/Cube 0:** Measurement grid: dx=4mm, dy=4mm, dz=2.5mm

Reference Value = 3.50 V/m; Power Drift = -0.148 dB

Peak SAR (extrapolated) = 3.55 W/kg

**SAR(1 g) = 0.775 mW/g; SAR(10 g) = 0.179 mW/g**

Maximum value of SAR (measured) = 1.70 mW/g



## #109 802.11a\_Primary Landscape\_0cm\_Ch48\_Earphone

**DUT: 1O2838**

Communication System: 802.11a; Frequency: 5240 MHz; Duty Cycle: 1:1

Medium: MSL\_5G\_111122 Medium parameters used :  $f = 5240$  MHz;  $\sigma = 5.36$  mho/m;  $\epsilon_r = 49.1$ ;  $\rho = 1000$  kg/m<sup>3</sup>

Ambient Temperature : 22.4 °C ; Liquid Temperature : 21.4 °C

DASY4 Configuration:

- Probe: EX3DV4 - SN3792; ConvF(4.22, 4.22, 4.22); Calibrated: 2011/6/20
- Sensor-Surface: 2mm (Mechanical Surface Detection)
- Electronics: DAE4 Sn1279; Calibrated: 2011/6/17
- Phantom: ELI 4.0\_Front; Type: QDOVA001BB; Serial: 1026
- Measurement SW: DASY4, V4.7 Build 80; Postprocessing SW: SEMCAD, V1.8 Build 186

**Ch48/Area Scan (41x211x1):** Measurement grid: dx=10mm, dy=10mm

Maximum value of SAR (interpolated) = 0.225 mW/g

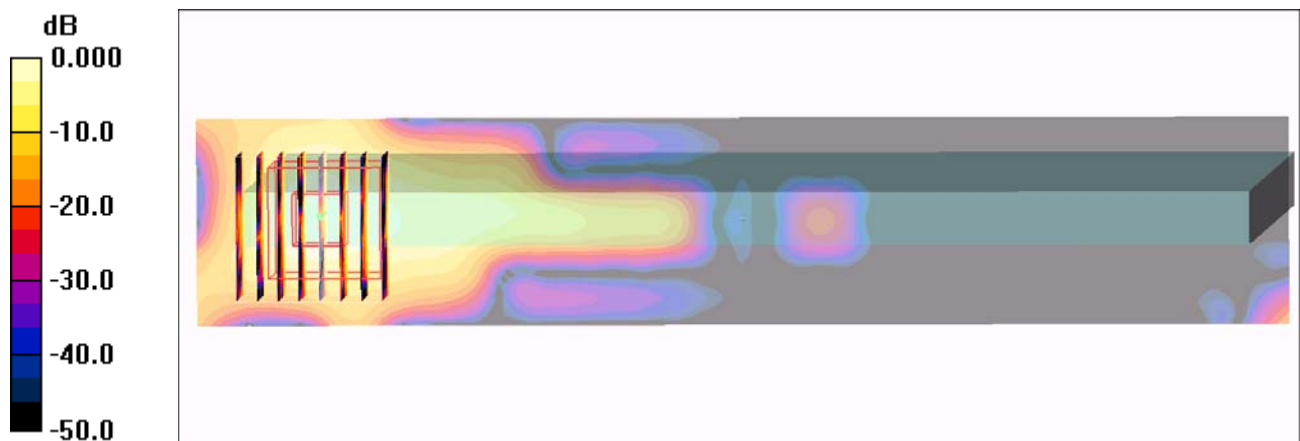
**Ch48/Zoom Scan (8x8x10)/Cube 0:** Measurement grid: dx=4mm, dy=4mm, dz=2.5mm

Reference Value = 1.10 V/m; Power Drift = -0.12 dB

Peak SAR (extrapolated) = 0.339 W/kg

**SAR(1 g) = 0.096 mW/g; SAR(10 g) = 0.028 mW/g**

Maximum value of SAR (measured) = 0.196 mW/g



0 dB = 0.196mW/g

### #147 802.11a\_Bottom Face\_0cm\_Ch64\_Earphone

**DUT: 1O2838**

Communication System: 802.11a; Frequency: 5320 MHz; Duty Cycle: 1:1

Medium: MSL\_5G\_111122 Medium parameters used :  $f = 5320 \text{ MHz}$ ;  $\sigma = 5.47 \text{ mho/m}$ ;  $\epsilon_r = 48.9$ ;  $\rho = 1000 \text{ kg/m}^3$

Ambient Temperature :  $22.4 \text{ }^\circ\text{C}$ ; Liquid Temperature :  $21.4 \text{ }^\circ\text{C}$

DASY4 Configuration:

- Probe: EX3DV4 - SN3792; ConvF(3.93, 3.93, 3.93); Calibrated: 2011/6/20
- Sensor-Surface: 2mm (Mechanical Surface Detection)
- Electronics: DAE4 Sn1279; Calibrated: 2011/6/17
- Phantom: ELI 4.0\_Front; Type: QDOVA001BB; Serial: 1026
- Measurement SW: DASY4, V4.7 Build 80; Postprocessing SW: SEMCAD, V1.8 Build 186

**Ch64/Area Scan (151x211x1):** Measurement grid:  $dx=10\text{mm}$ ,  $dy=10\text{mm}$

Maximum value of SAR (interpolated) =  $1.68 \text{ mW/g}$

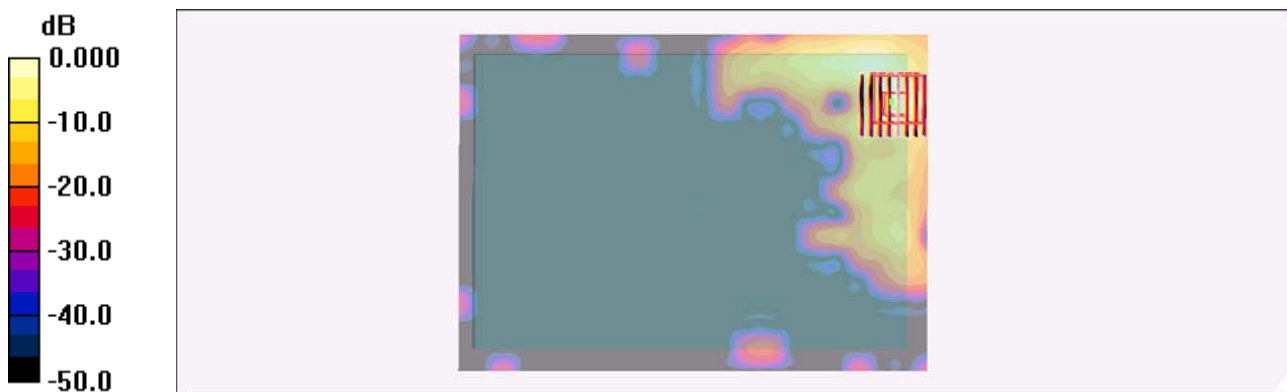
**Ch64/Zoom Scan (8x8x10)/Cube 0:** Measurement grid:  $dx=4\text{mm}$ ,  $dy=4\text{mm}$ ,  $dz=2.5\text{mm}$

Reference Value =  $0.173 \text{ V/m}$ ; Power Drift =  $-0.10 \text{ dB}$

Peak SAR (extrapolated) =  $3.50 \text{ W/kg}$

**SAR(1 g) =  $0.844 \text{ mW/g}$ ; SAR(10 g) =  $0.235 \text{ mW/g}$**

Maximum value of SAR (measured) =  $1.72 \text{ mW/g}$



0 dB =  $1.72\text{mW/g}$

## #148 802.11a\_Primary Portrait\_0cm\_Ch64\_Earphone

**DUT: 1O2838**

Communication System: 802.11a; Frequency: 5320 MHz; Duty Cycle: 1:1

Medium: MSL\_5G Medium parameters used :  $f = 5320$  MHz;  $\sigma = 5.47$  mho/m;  $\epsilon_r = 48.9$ ;  $\rho = 1000$

kg/m<sup>3</sup>

Ambient Temperature : 22.4 °C; Liquid Temperature : 21.4 °C

DASY4 Configuration:

- Probe: EX3DV4 - SN3792; ConvF(3.93, 3.93, 3.93); Calibrated: 2011/6/20

- Sensor-Surface: 2mm (Mechanical Surface Detection)

- Electronics: DAE4 Sn1279; Calibrated: 2011/6/17

- Phantom: ELI 4.0\_Front; Type: QDOVA001BB; Serial: 1026

- Measurement SW: DASY4, V4.7 Build 80; Postprocessing SW: SEMCAD, V1.8 Build 186

**Ch64/Area Scan (41x161x1):** Measurement grid: dx=10mm, dy=10mm

Maximum value of SAR (interpolated) = 2.94 mW/g

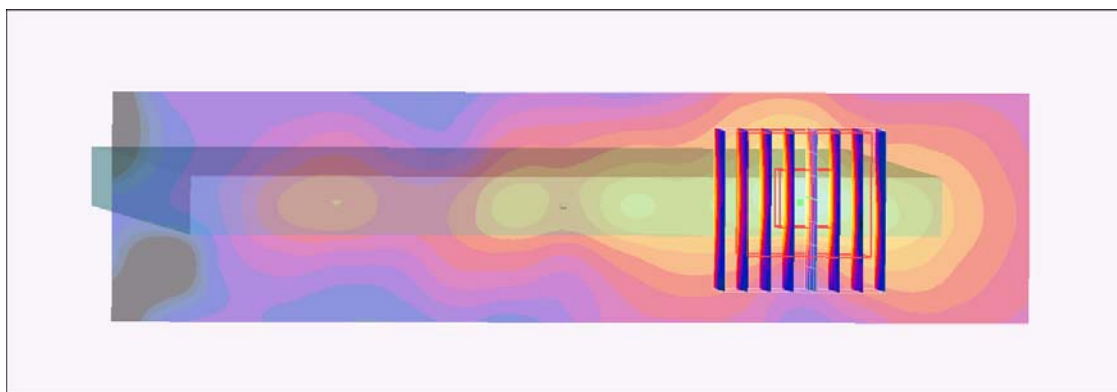
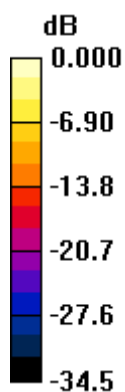
**Ch64/Zoom Scan (8x8x10)/Cube 0:** Measurement grid: dx=4mm, dy=4mm, dz=2.5mm

Reference Value = 4.81 V/m; Power Drift = 0.157 dB

Peak SAR (extrapolated) = 6.06 W/kg

**SAR(1 g) = 1.29 mW/g; SAR(10 g) = 0.309 mW/g**

Maximum value of SAR (measured) = 3.15 mW/g



0 dB = 3.15mW/g

### #149 802.11a\_Primary Landscape\_0cm\_Ch64\_Earphone

**DUT: 1O2838**

Communication System: 802.11a; Frequency: 5320 MHz; Duty Cycle: 1:1

Medium: MSL\_5G\_111122 Medium parameters used :  $f = 5320 \text{ MHz}$ ;  $\sigma = 5.47 \text{ mho/m}$ ;  $\epsilon_r = 48.9$ ;  $\rho = 1000 \text{ kg/m}^3$

Ambient Temperature :  $22.4 \text{ }^\circ\text{C}$ ; Liquid Temperature :  $21.4 \text{ }^\circ\text{C}$

DASY4 Configuration:

- Probe: EX3DV4 - SN3792; ConvF(3.93, 3.93, 3.93); Calibrated: 2011/6/20
- Sensor-Surface: 2mm (Mechanical Surface Detection)
- Electronics: DAE4 Sn1279; Calibrated: 2011/6/17
- Phantom: ELI 4.0\_Front; Type: QDOVA001BB; Serial: 1026
- Measurement SW: DASY4, V4.7 Build 80; Postprocessing SW: SEMCAD, V1.8 Build 186

**Ch64/Area Scan (41x211x1):** Measurement grid:  $dx=10\text{mm}$ ,  $dy=10\text{mm}$

Maximum value of SAR (interpolated) =  $0.483 \text{ mW/g}$

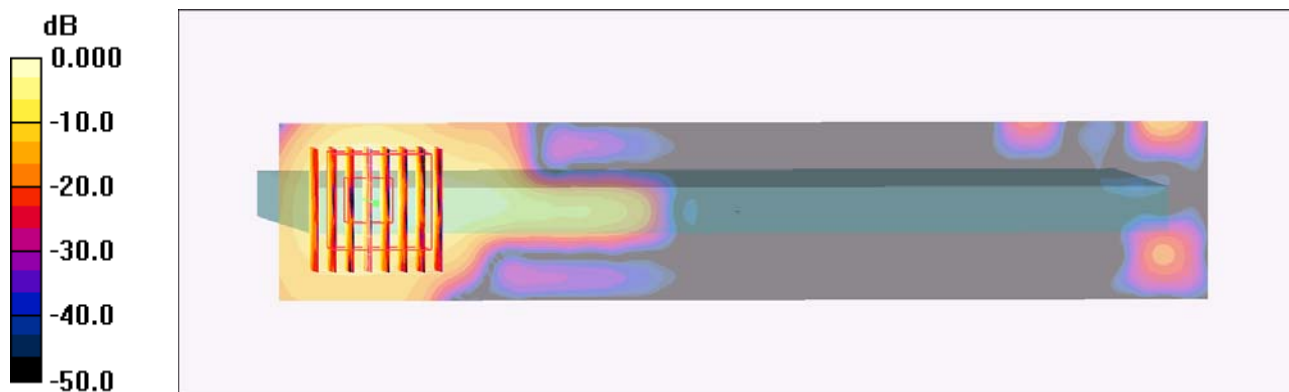
**Ch64/Zoom Scan (8x8x10)/Cube 0:** Measurement grid:  $dx=4\text{mm}$ ,  $dy=4\text{mm}$ ,  $dz=2.5\text{mm}$

Reference Value =  $0.394 \text{ V/m}$ ; Power Drift =  $-0.141 \text{ dB}$

Peak SAR (extrapolated) =  $0.964 \text{ W/kg}$

**SAR(1 g) =  $0.252 \text{ mW/g}$ ; SAR(10 g) =  $0.076 \text{ mW/g}$**

Maximum value of SAR (measured) =  $0.516 \text{ mW/g}$



0 dB =  $0.516\text{mW/g}$

### #150 802.11a\_Bottom Face\_0cm\_Ch52\_Earphone

**DUT: 1O2838**

Communication System: 802.11a; Frequency: 5260 MHz; Duty Cycle: 1:1

Medium: MSL\_5G\_111122 Medium parameters used :  $f = 5260$  MHz;  $\sigma = 5.39$  mho/m;  $\epsilon_r = 49.1$ ;  $\rho = 1000$  kg/m<sup>3</sup>

Ambient Temperature : 22.4 °C; Liquid Temperature : 21.4 °C

DASY4 Configuration:

- Probe: EX3DV4 - SN3792; ConvF(3.93, 3.93, 3.93); Calibrated: 2011/6/20
- Sensor-Surface: 2mm (Mechanical Surface Detection)
- Electronics: DAE4 Sn1279; Calibrated: 2011/6/17
- Phantom: ELI 4.0\_Front; Type: QDOVA001BB; Serial: 1026
- Measurement SW: DASY4, V4.7 Build 80; Postprocessing SW: SEMCAD, V1.8 Build 186

**Ch52/Area Scan (151x71x1):** Measurement grid: dx=10mm, dy=10mm

Maximum value of SAR (interpolated) = 2.11 mW/g


**Ch52/Zoom Scan (8x8x10)/Cube 0:** Measurement grid: dx=4mm, dy=4mm, dz=2.5mm

Reference Value = 0.000 V/m; Power Drift = 0.000 dB

Peak SAR (extrapolated) = 4.04 W/kg

**SAR(1 g) = 0.958 mW/g; SAR(10 g) = 0.292 mW/g**

Maximum value of SAR (measured) = 1.94 mW/g



0 dB = 1.94mW/g

### #151 802.11a\_Primary Portrait\_0cm\_Ch52\_Earphone

**DUT: 1O2838**

Communication System: 802.11a; Frequency: 5260 MHz; Duty Cycle: 1:1

Medium: MSL\_5G\_111122 Medium parameters used :  $f = 5260$  MHz;  $\sigma = 5.39$  mho/m;  $\epsilon_r = 49.1$ ;  $\rho = 1000$  kg/m<sup>3</sup>

Ambient Temperature : 22.4 °C ; Liquid Temperature : 21.4 °C

DASY4 Configuration:

- Probe: EX3DV4 - SN3792; ConvF(3.93, 3.93, 3.93); Calibrated: 2011/6/20
- Sensor-Surface: 2mm (Mechanical Surface Detection)
- Electronics: DAE4 Sn1279; Calibrated: 2011/6/17
- Phantom: ELI 4.0\_Front; Type: QDOVA001BB; Serial: 1026
- Measurement SW: DASY4, V4.7 Build 80; Postprocessing SW: SEMCAD, V1.8 Build 186

**Ch52/Area Scan (41x161x1):** Measurement grid: dx=10mm, dy=10mm

Maximum value of SAR (interpolated) = 2.76 mW/g


**Ch52/Zoom Scan (8x8x10)/Cube 0:** Measurement grid: dx=4mm, dy=4mm, dz=2.5mm

Reference Value = 4.34 V/m; Power Drift = 0.105 dB

Peak SAR (extrapolated) = 6.43 W/kg

**SAR(1 g) = 1.4 mW/g; SAR(10 g) = 0.332 mW/g**

Maximum value of SAR (measured) = 3.32 mW/g



0 dB = 3.32mW/g

### #151 802.11a\_Primary Portrait\_0cm\_Ch52\_Earphone\_2D

**DUT: 1O2838**

Communication System: 802.11a; Frequency: 5260 MHz; Duty Cycle: 1:1

Medium: MSL\_5G\_111122 Medium parameters used :  $f = 5260$  MHz;  $\sigma = 5.39$  mho/m;  $\epsilon_r = 49.1$ ;  $\rho = 1000$  kg/m<sup>3</sup>

Ambient Temperature : 22.4 °C; Liquid Temperature : 21.4 °C

DASY4 Configuration:

- Probe: EX3DV4 - SN3792; ConvF(3.93, 3.93, 3.93); Calibrated: 2011/6/20
- Sensor-Surface: 2mm (Mechanical Surface Detection)
- Electronics: DAE4 Sn1279; Calibrated: 2011/6/17
- Phantom: ELI 4.0\_Front; Type: QDOVA001BB; Serial: 1026
- Measurement SW: DASY4, V4.7 Build 80; Postprocessing SW: SEMCAD, V1.8 Build 186

**Ch52/Area Scan (41x161x1):** Measurement grid: dx=10mm, dy=10mm

Maximum value of SAR (interpolated) = 2.76 mW/g

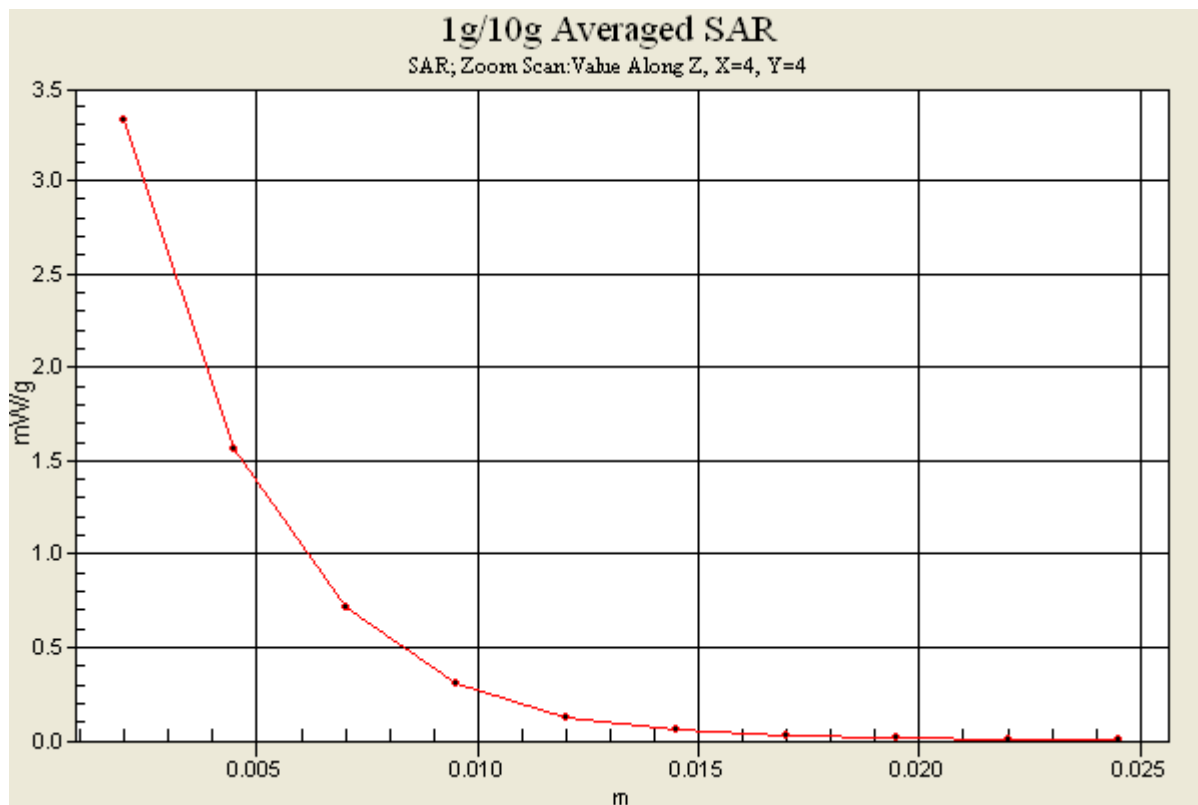
**Ch52/Zoom Scan (8x8x10)/Cube 0:** Measurement grid: dx=4mm, dy=4mm, dz=2.5mm

Reference Value = 4.34 V/m; Power Drift = 0.105 dB

Peak SAR (extrapolated) = 6.43 W/kg

**SAR(1 g) = 1.4 mW/g; SAR(10 g) = 0.332 mW/g**

Maximum value of SAR (measured) = 3.32 mW/g





**#152 802.11a\_Bottom Face\_0cm\_Ch104\_Earphone**

**DUT: 1O2838**

Communication System: 802.11a; Frequency: 5520 MHz; Duty Cycle: 1:1

Medium: MSL\_5G\_111122 Medium parameters used :  $f = 5520$  MHz;  $\sigma = 5.76$  mho/m;  $\epsilon_r = 48.5$ ;  $\rho = 1000$  kg/m<sup>3</sup>

Ambient Temperature : 22.4 °C; Liquid Temperature : 21.4 °C

**DASY4 Configuration:**

- Probe: EX3DV4 - SN3792; ConvF(3.76, 3.76, 3.76); Calibrated: 2011/6/20
- Sensor-Surface: 2mm (Mechanical Surface Detection)
- Electronics: DAE4 Sn1279; Calibrated: 2011/6/17
- Phantom: ELI 4.0\_Front; Type: QDOVA001BB; Serial: 1026
- Measurement SW: DASY4, V4.7 Build 80; Postprocessing SW: SEMCAD, V1.8 Build 186

**Ch104/Area Scan (151x211x1):** Measurement grid: dx=10mm, dy=10mm

Maximum value of SAR (interpolated) = 1.15 mW/g

**Ch104/Zoom Scan (8x8x10)/Cube 0:** Measurement grid: dx=4mm, dy=4mm, dz=2.5mm

Reference Value = 0.000 V/m; Power Drift = 0.000 dB

Peak SAR (extrapolated) = 2.40 W/kg

**SAR(1 g) = 0.528 mW/g; SAR(10 g) = 0.154 mW/g**


Maximum value of SAR (measured) = 1.17 mW/g

**Ch104/Zoom Scan (8x8x10)/Cube 1:** Measurement grid: dx=4mm, dy=4mm, dz=2.5mm

Reference Value = 0.000 V/m; Power Drift = 0.000 dB

Peak SAR (extrapolated) = 2.31 W/kg

**SAR(1 g) = 0.505 mW/g; SAR(10 g) = 0.142 mW/g**



0 dB = 1.17mW/g

### #153 802.11a\_Primary Portrait\_0cm\_Ch104\_Earphone

**DUT: 1O2838**

Communication System: 802.11a; Frequency: 5520 MHz; Duty Cycle: 1:1

Medium: MSL\_5G\_111122 Medium parameters used :  $f = 5520$  MHz;  $\sigma = 5.76$  mho/m;  $\epsilon_r = 48.5$ ;  $\rho = 1000$  kg/m<sup>3</sup>

Ambient Temperature : 22.4 °C; Liquid Temperature : 21.4 °C

DASY4 Configuration:

- Probe: EX3DV4 - SN3792; ConvF(3.76, 3.76, 3.76); Calibrated: 2011/6/20
- Sensor-Surface: 2mm (Mechanical Surface Detection)
- Electronics: DAE4 Sn1279; Calibrated: 2011/6/17
- Phantom: ELI 4.0\_Front; Type: QDOVA001BB; Serial: 1026
- Measurement SW: DASY4, V4.7 Build 80; Postprocessing SW: SEMCAD, V1.8 Build 186

**Ch104/Area Scan (41x161x1):** Measurement grid: dx=10mm, dy=10mm

Maximum value of SAR (interpolated) = 1.95 mW/g


**Ch104/Zoom Scan (8x8x10)/Cube 0:** Measurement grid: dx=4mm, dy=4mm, dz=2.5mm

Reference Value = 3.53 V/m; Power Drift = -0.114 dB

Peak SAR (extrapolated) = 4.19 W/kg

**SAR(1 g) = 0.835 mW/g; SAR(10 g) = 0.191 mW/g**

Maximum value of SAR (measured) = 1.87 mW/g



0 dB = 1.87mW/g

### #153 802.11a\_Primary Portrait\_0cm\_Ch104\_Earphone\_2D

**DUT: 1O2838**

Communication System: 802.11a; Frequency: 5520 MHz; Duty Cycle: 1:1

Medium: MSL\_5G\_111122 Medium parameters used :  $f = 5520$  MHz;  $\sigma = 5.76$  mho/m;  $\epsilon_r = 48.5$ ;  $\rho = 1000$  kg/m<sup>3</sup>

Ambient Temperature : 22.4 °C ; Liquid Temperature : 21.4 °C

DASY4 Configuration:

- Probe: EX3DV4 - SN3792; ConvF(3.76, 3.76, 3.76); Calibrated: 2011/6/20
- Sensor-Surface: 2mm (Mechanical Surface Detection)
- Electronics: DAE4 Sn1279; Calibrated: 2011/6/17
- Phantom: ELI 4.0\_Front; Type: QDOVA001BB; Serial: 1026
- Measurement SW: DASY4, V4.7 Build 80; Postprocessing SW: SEMCAD, V1.8 Build 186

**Ch104/Area Scan (41x161x1):** Measurement grid: dx=10mm, dy=10mm

Maximum value of SAR (interpolated) = 1.95 mW/g

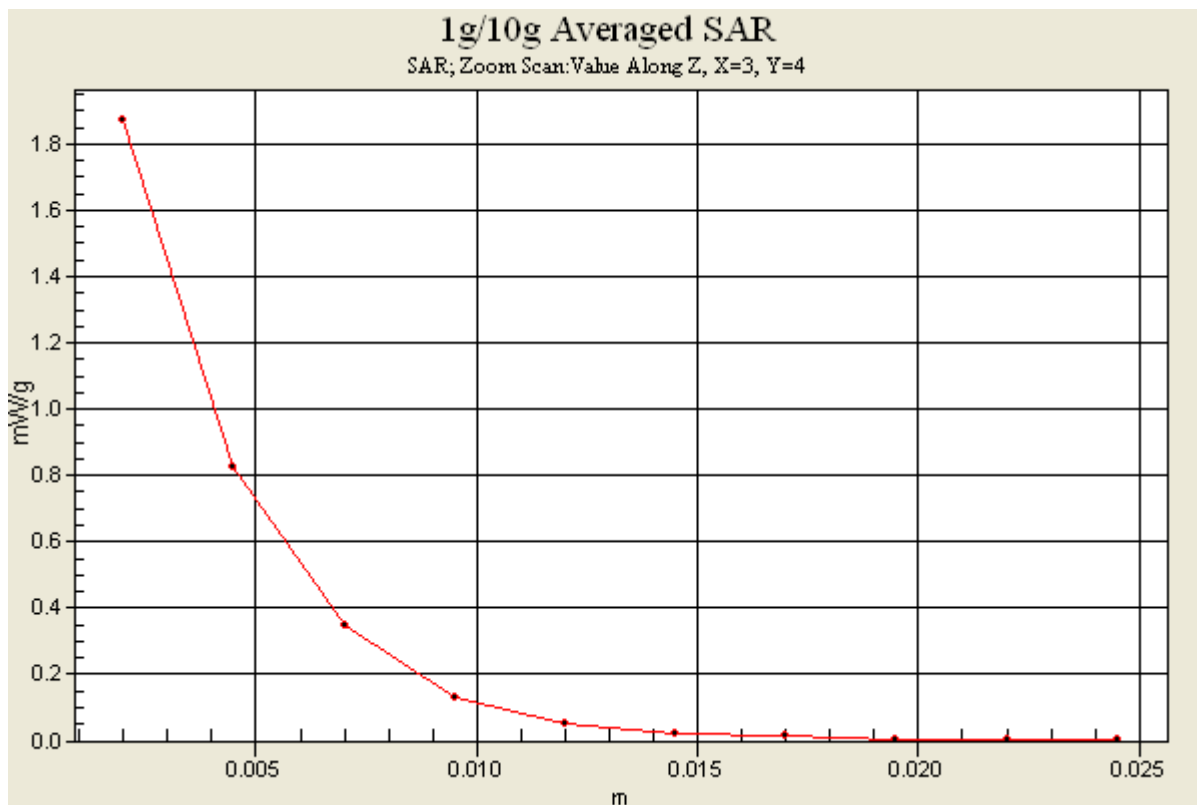
**Ch104/Zoom Scan (8x8x10)/Cube 0:** Measurement grid: dx=4mm, dy=4mm, dz=2.5mm

Reference Value = 3.53 V/m; Power Drift = -0.114 dB

Peak SAR (extrapolated) = 4.19 W/kg

**SAR(1 g) = 0.835 mW/g; SAR(10 g) = 0.191 mW/g**

Maximum value of SAR (measured) = 1.87 mW/g



## #154 802.11a\_Primary Landscape\_0cm\_Ch104\_Earphone

**DUT: 1O2838**

Communication System: 802.11a; Frequency: 5520 MHz; Duty Cycle: 1:1

Medium: MSL\_5G\_111122 Medium parameters used :  $f = 5520$  MHz;  $\sigma = 5.76$  mho/m;  $\epsilon_r = 48.5$ ;  $\rho = 1000$  kg/m<sup>3</sup>

Ambient Temperature : 22.4 °C ; Liquid Temperature : 21.4 °C

DASY4 Configuration:

- Probe: EX3DV4 - SN3792; ConvF(3.76, 3.76, 3.76); Calibrated: 2011/6/20
- Sensor-Surface: 2mm (Mechanical Surface Detection)
- Electronics: DAE4 Sn1279; Calibrated: 2011/6/17
- Phantom: ELI 4.0\_Front; Type: QDOVA001BB; Serial: 1026
- Measurement SW: DASY4, V4.7 Build 80; Postprocessing SW: SEMCAD, V1.8 Build 186

**Ch104/Area Scan (41x211x1):** Measurement grid: dx=10mm, dy=10mm

Maximum value of SAR (interpolated) = 0.387 mW/g


**Ch104/Zoom Scan (8x8x10)/Cube 0:** Measurement grid: dx=4mm, dy=4mm, dz=2.5mm

Reference Value = 0.000 V/m; Power Drift = 0.011 dB

Peak SAR (extrapolated) = 0.724 W/kg

**SAR(1 g) = 0.180 mW/g; SAR(10 g) = 0.052 mW/g**

Maximum value of SAR (measured) = 0.364 mW/g



0 dB = 0.364mW/g

### #155 802.11a\_Primary Portrait\_0cm\_Ch116\_Earphone

**DUT: 1O2838**

Communication System: 802.11a; Frequency: 5580 MHz; Duty Cycle: 1:1

Medium: MSL\_5G\_111122 Medium parameters used :  $f = 5580 \text{ MHz}$ ;  $\sigma = 5.84 \text{ mho/m}$ ;  $\epsilon_r = 48.3$ ;  $\rho = 1000 \text{ kg/m}^3$

Ambient Temperature :  $22.4 \text{ }^\circ\text{C}$ ; Liquid Temperature :  $21.4 \text{ }^\circ\text{C}$

DASY4 Configuration:

- Probe: EX3DV4 - SN3792; ConvF(3.53, 3.53, 3.53); Calibrated: 2011/6/20
- Sensor-Surface: 2mm (Mechanical Surface Detection)
- Electronics: DAE4 Sn1279; Calibrated: 2011/6/17
- Phantom: ELI 4.0\_Front; Type: QDOVA001BB; Serial: 1026
- Measurement SW: DASY4, V4.7 Build 80; Postprocessing SW: SEMCAD, V1.8 Build 186

**Ch116/Area Scan (41x161x1):** Measurement grid:  $dx=10\text{mm}$ ,  $dy=10\text{mm}$

Maximum value of SAR (interpolated) =  $1.69 \text{ mW/g}$

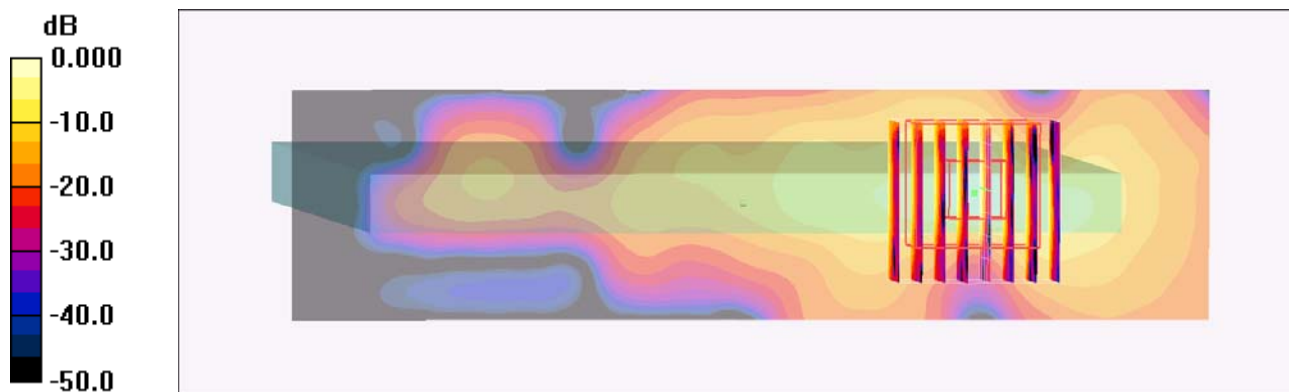
**Ch116/Zoom Scan (8x8x10)/Cube 0:** Measurement grid:  $dx=4\text{mm}$ ,  $dy=4\text{mm}$ ,  $dz=2.5\text{mm}$

Reference Value =  $3.34 \text{ V/m}$ ; Power Drift =  $0.178 \text{ dB}$

Peak SAR (extrapolated) =  $3.61 \text{ W/kg}$

**SAR(1 g) =  $0.766 \text{ mW/g}$ ; SAR(10 g) =  $0.177 \text{ mW/g}$**

Maximum value of SAR (measured) =  $1.87 \text{ mW/g}$



0 dB =  $1.87\text{mW/g}$

## #157 802.11a\_Primary Portrait\_0cm\_Ch136\_Earphone

### DUT: 1O2838

Communication System: 802.11a; Frequency: 5680 MHz; Duty Cycle: 1:1

Medium: MSL\_5G\_111122 Medium parameters used :  $f = 5680$  MHz;  $\sigma = 5.99$  mho/m;  $\epsilon_r = 48.1$ ;  $\rho = 1000$  kg/m<sup>3</sup>

Ambient Temperature : 22.4 °C; Liquid Temperature : 21.4 °C

#### DASY4 Configuration:

- Probe: EX3DV4 - SN3792; ConvF(3.53, 3.53, 3.53); Calibrated: 2011/6/20
- Sensor-Surface: 2mm (Mechanical Surface Detection)
- Electronics: DAE4 Sn1279; Calibrated: 2011/6/17
- Phantom: ELI 4.0\_Front; Type: QDOVA001BB; Serial: 1026
- Measurement SW: DASY4, V4.7 Build 80; Postprocessing SW: SEMCAD, V1.8 Build 186

**Ch136/Area Scan (41x161x1):** Measurement grid: dx=10mm, dy=10mm

Maximum value of SAR (interpolated) = 1.52 mW/g


**Ch136/Zoom Scan (8x8x10)/Cube 0:** Measurement grid: dx=4mm, dy=4mm, dz=2.5mm

Reference Value = 3.26 V/m; Power Drift = -0.162 dB

Peak SAR (extrapolated) = 3.31 W/kg

**SAR(1 g) = 0.665 mW/g; SAR(10 g) = 0.150 mW/g**

Maximum value of SAR (measured) = 1.68 mW/g



0 dB = 1.68mW/g

## #110 802.11a\_Bottom Face\_0cm\_Ch149\_Earphone

**DUT: 1O2838**

Communication System: 802.11a; Frequency: 5745 MHz; Duty Cycle: 1:1

Medium: MSL\_5G\_111122 Medium parameters used :  $f = 5745$  MHz;  $\sigma = 6.06$  mho/m;  $\epsilon_r = 48$ ;  $\rho = 1000$  kg/m<sup>3</sup>

Ambient Temperature : 22.4 °C; Liquid Temperature : 21.4 °C

DASY4 Configuration:

- Probe: EX3DV4 - SN3792; ConvF(3.78, 3.78, 3.78); Calibrated: 2011/6/20
- Sensor-Surface: 2mm (Mechanical Surface Detection)
- Electronics: DAE4 Sn1279; Calibrated: 2011/6/17
- Phantom: ELI 4.0\_Front; Type: QDOVA001BB; Serial: 1026
- Measurement SW: DASY4, V4.7 Build 80; Postprocessing SW: SEMCAD, V1.8 Build 186

**Ch149/Area Scan (151x211x1):** Measurement grid: dx=10mm, dy=10mm

Maximum value of SAR (interpolated) = 1.04 mW/g


**Ch149/Zoom Scan (8x8x10)/Cube 0:** Measurement grid: dx=4mm, dy=4mm, dz=2.5mm

Reference Value = 0.000 V/m; Power Drift = 0.012 dB

Peak SAR (extrapolated) = 2.18 W/kg

**SAR(1 g) = 0.467 mW/g; SAR(10 g) = 0.158 mW/g**

Maximum value of SAR (measured) = 1.05 mW/g



0 dB = 1.05mW/g

### #111 802.11a\_Primary Portrait\_0cm\_Ch149\_Earphone

#### DUT: 1O2838

Communication System: 802.11a; Frequency: 5745 MHz; Duty Cycle: 1:1

Medium: MSL\_5G\_111122 Medium parameters used :  $f = 5745$  MHz;  $\sigma = 6.06$  mho/m;  $\epsilon_r = 48$ ;  $\rho = 1000$  kg/m<sup>3</sup>

Ambient Temperature : 22.4 °C; Liquid Temperature : 21.4 °C

#### DASY4 Configuration:

- Probe: EX3DV4 - SN3792; ConvF(3.78, 3.78, 3.78); Calibrated: 2011/6/20
- Sensor-Surface: 2mm (Mechanical Surface Detection)
- Electronics: DAE4 Sn1279; Calibrated: 2011/6/17
- Phantom: ELI 4.0\_Front; Type: QDOVA001BB; Serial: 1026
- Measurement SW: DASY4, V4.7 Build 80; Postprocessing SW: SEMCAD, V1.8 Build 186

**Ch149/Area Scan (41x161x1):** Measurement grid: dx=10mm, dy=10mm

Maximum value of SAR (interpolated) = 1.46 mW/g


**Ch149/Zoom Scan (8x8x10)/Cube 0:** Measurement grid: dx=4mm, dy=4mm, dz=2.5mm

Reference Value = 3.90 V/m; Power Drift = 0.051 dB

Peak SAR (extrapolated) = 3.28 W/kg

**SAR(1 g) = 0.651 mW/g; SAR(10 g) = 0.148 mW/g**

Maximum value of SAR (measured) = 1.60 mW/g



0 dB = 1.60mW/g



### #111 802.11a\_Primary Portrait\_0cm\_Ch149\_Earphone\_2D

**DUT: 1O2838**

Communication System: 802.11a; Frequency: 5745 MHz; Duty Cycle: 1:1

Medium: MSL\_5G\_111122 Medium parameters used :  $f = 5745$  MHz;  $\sigma = 6.06$  mho/m;  $\epsilon_r = 48$ ;  $\rho = 1000$  kg/m<sup>3</sup>

Ambient Temperature : 22.4 °C ; Liquid Temperature : 21.4 °C

DASY4 Configuration:

- Probe: EX3DV4 - SN3792; ConvF(3.78, 3.78, 3.78); Calibrated: 2011/6/20
- Sensor-Surface: 2mm (Mechanical Surface Detection)
- Electronics: DAE4 Sn1279; Calibrated: 2011/6/17
- Phantom: ELI 4.0\_Front; Type: QDOVA001BB; Serial: 1026
- Measurement SW: DASY4, V4.7 Build 80; Postprocessing SW: SEMCAD, V1.8 Build 186

**Ch149/Area Scan (41x161x1):** Measurement grid: dx=10mm, dy=10mm

Maximum value of SAR (interpolated) = 1.46 mW/g

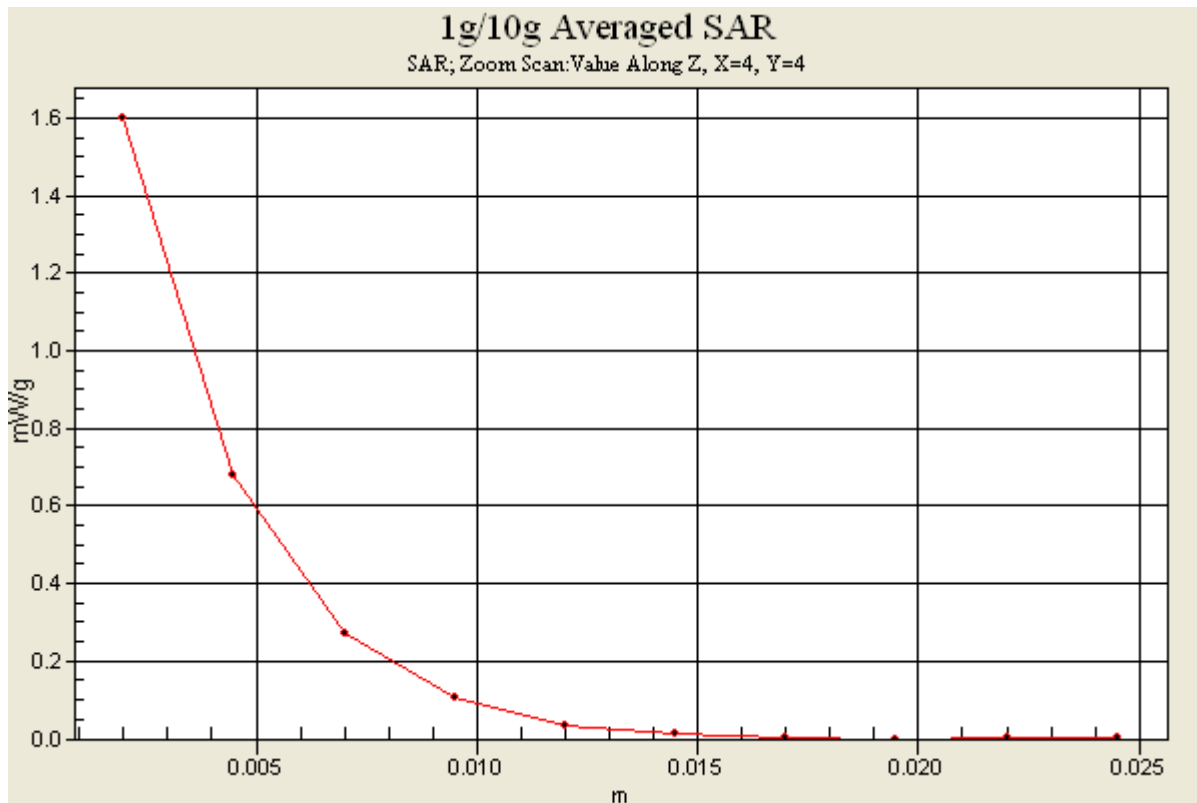
**Ch149/Zoom Scan (8x8x10)/Cube 0:** Measurement grid: dx=4mm, dy=4mm, dz=2.5mm

Reference Value = 3.90 V/m; Power Drift = 0.051 dB

Peak SAR (extrapolated) = 3.28 W/kg

**SAR(1 g) = 0.651 mW/g; SAR(10 g) = 0.148 mW/g**

Maximum value of SAR (measured) = 1.60 mW/g



### #112 802.11a\_Primary Landscape\_0cm\_Ch149\_Earphone

**DUT: 1O2838**

Communication System: 802.11a; Frequency: 5745 MHz; Duty Cycle: 1:1

Medium: MSL\_5G\_111122 Medium parameters used :  $f = 5745 \text{ MHz}$ ;  $\sigma = 6.06 \text{ mho/m}$ ;  $\epsilon_r = 48$ ;  $\rho = 1000 \text{ kg/m}^3$

Ambient Temperature :  $22.4 \text{ }^\circ\text{C}$ ; Liquid Temperature :  $21.4 \text{ }^\circ\text{C}$

DASY4 Configuration:

- Probe: EX3DV4 - SN3792; ConvF(3.78, 3.78, 3.78); Calibrated: 2011/6/20
- Sensor-Surface: 2mm (Mechanical Surface Detection)
- Electronics: DAE4 Sn1279; Calibrated: 2011/6/17
- Phantom: ELI 4.0\_Front; Type: QDOVA001BB; Serial: 1026
- Measurement SW: DASY4, V4.7 Build 80; Postprocessing SW: SEMCAD, V1.8 Build 186

**Ch149/Area Scan (41x211x1):** Measurement grid:  $dx=10\text{mm}$ ,  $dy=10\text{mm}$

Maximum value of SAR (interpolated) =  $0.433 \text{ mW/g}$

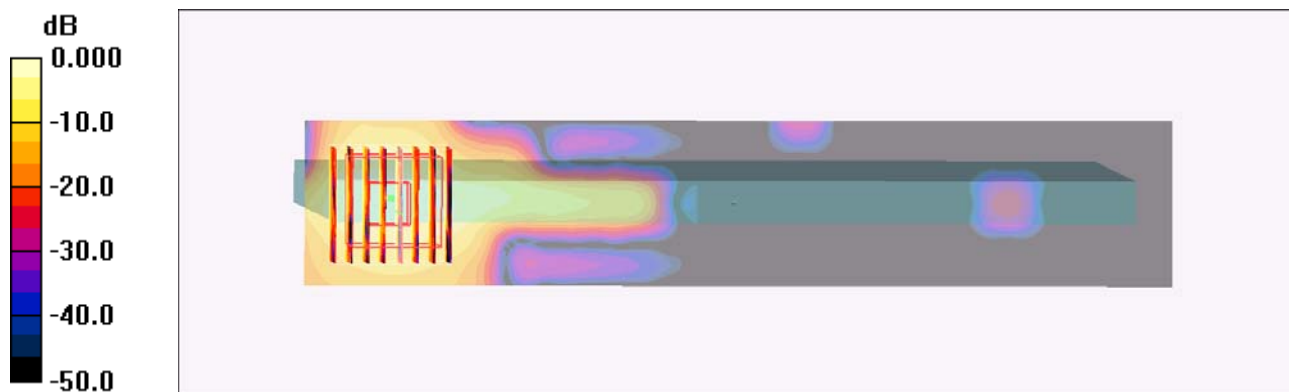
**Ch149/Zoom Scan (8x8x10)/Cube 0:** Measurement grid:  $dx=4\text{mm}$ ,  $dy=4\text{mm}$ ,  $dz=2.5\text{mm}$

Reference Value =  $0.000 \text{ V/m}$ ; Power Drift =  $0.11 \text{ dB}$

Peak SAR (extrapolated) =  $0.764 \text{ W/kg}$

**SAR(1 g) =  $0.191 \text{ mW/g}$ ; SAR(10 g) =  $0.055 \text{ mW/g}$**

Maximum value of SAR (measured) =  $0.408 \text{ mW/g}$



0 dB =  $0.408\text{mW/g}$