
	Document <b>Appendix B for the BlackBerry® Smartphone Model REC71UW/RED71UW SAR Report</b>			Page <b>1(166)</b>
	Author Data <b>Andrew Becker</b>	Dates of Test <b>June 28 – September 16, 2011</b>	Test Report No <b>RTS-5385-1108-74A</b>	FCC ID: <b>L6AREC70UW</b> <b>L6ARED70UW</b>

**APPENDIX B: SAR DISTRIBUTION PLOTS FOR HEAD CONFIGURATION**

	Document <b>Appendix B for the BlackBerry® Smartphone Model REC71UW/RED71UW SAR Report</b>			Page <b>2(166)</b>
	Author Data <b>Andrew Becker</b>	Dates of Test <b>June 28 – September 16, 2011</b>	Test Report No <b>RTS-5385-1108-74A</b>	FCC ID: <b>L6AREC70UW</b> <b>L6ARED70UW</b>

Date/Time: 7/28/2011 10:34:00 PM, Date/Time: 7/28/2011 10:39:08 PM

Test Laboratory: RIM Testing Services

## RightHandSide\_EDGE850\_mid\_chan\_amb\_temp\_23.0\_liq\_temp\_22.8C

**DUT: BlackBerry Smartphone; Type: Sample ; Serial: 27DD7A26**

Communication System: EDGE 850 (2slots); Communication System Band: EDGE 850;  
Frequency: 836.8 MHz; Communication System PAR: 6.232 dB  
Medium parameters used (interpolated):  $f = 836.8$  MHz;  $\sigma = 0.898$  mho/m;  $\epsilon_r = 39.868$ ;  $\rho = 1000$  kg/m<sup>3</sup>  
Phantom section: Right Section  
Measurement Standard: DASYS (IEEE/IEC/1528)

DASY5 Configuration:

- Probe: ES3DV3 - SN3225; ConvF(6.47, 6.47, 6.47); Calibrated: 1/13/2011
- Sensor-Surface: 3mm (Mechanical Surface Detection)
- Electronics: DAE3 Sn472; Calibrated: 3/7/2011
- Phantom: SAM 1; Type: SAM 4.0; Serial: 1076
- Measurement SW: DASY52, Version 52.6 (2); SEMCAD X Version 14.4.4 (2829)

**Configuration/Touch position -/Area Scan (51x81x1):** Measurement grid:  
dx=15mm, dy=15mm

[Info: Interpolated medium parameters used for SAR evaluation.](#)

Maximum value of SAR (interpolated) = 0.828 mW/g

**Configuration/Touch position -/Zoom Scan (5x5x7) (6x6x7)/Cube 0:**

Measurement grid: dx=7.5mm, dy=7.5mm, dz=5mm  
Reference Value = 9.119 V/m; Power Drift = 0.02 dB  
Peak SAR (extrapolated) = 1.111 W/kg  
**SAR(1 g) = 0.761 mW/g; SAR(10 g) = 0.524 mW/g**

[Info: Interpolated medium parameters used for SAR evaluation.](#)

Maximum value of SAR (measured) = 0.807 mW/g

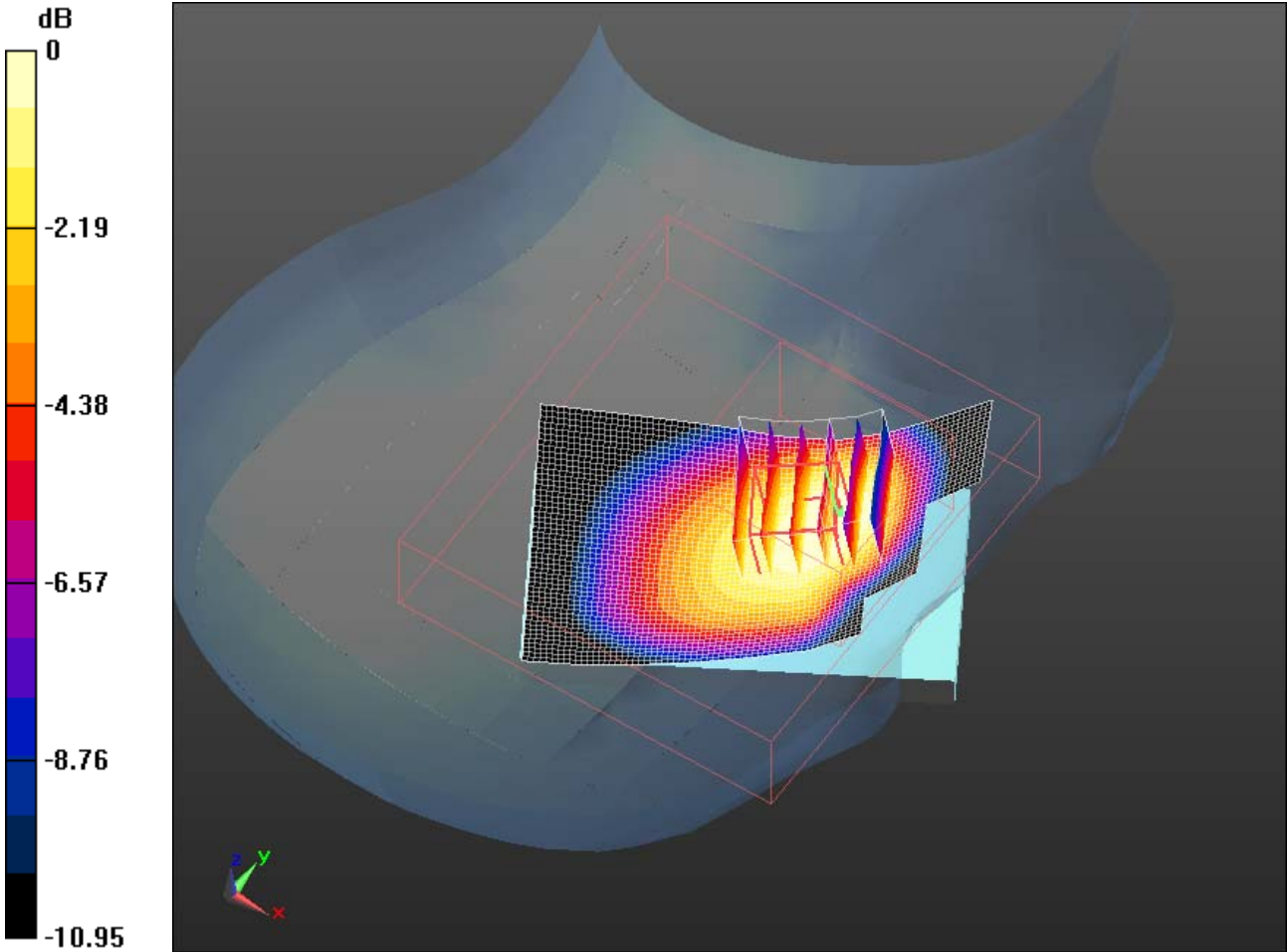
Author Data  
**Andrew Becker**

Dates of Test  
**June 28 – September 16, 2011**


Test Report No  
**RTS-5385-1108-74A**

FCC ID:  
**L6AREC70UW**  
**L6ARED70UW**

IC ID  
**2503A-REC70UW**  
**2503A-RED70UW**



0 dB = 0.810mW/g

	Document <b>Appendix B for the BlackBerry® Smartphone Model REC71UW/RED71UW</b> <b>SAR Report</b>			Page <b>4(166)</b>
	Author Data <b>Andrew Becker</b>	Dates of Test <b>June 28 – September 16, 2011</b>	Test Report No <b>RTS-5385-1108-74A</b>	FCC ID: <b>L6AREC70UW</b> <b>L6ARED70UW</b>

Date/Time: 7/28/2011 11:39:55 PM, Date/Time: 7/28/2011 11:45:09 PM

Test Laboratory: RIM Testing Services

**RightHandSide\_Tilt\_EDGE850\_mid\_chan\_amb\_temp\_23.0\_liq\_temp\_22**  
**.8C**

**DUT: BlackBerry Smartphone; Type: Sample ; Serial: 27DD7A26**

Communication System: GSM 850; Communication System Band: GSM 850;  
Frequency: 836.8 MHz; Communication System PAR: 9.191 dB  
Medium parameters used (interpolated):  $f = 836.8$  MHz;  $\sigma = 0.898$  mho/m;  $\epsilon_r = 39.868$ ;  $\rho = 1000$  kg/m<sup>3</sup>  
Phantom section: Right Section  
Measurement Standard: DASYS (IEEE/IEC/1528)

DASY5 Configuration:

- Probe: ES3DV3 - SN3225; ConvF(6.47, 6.47, 6.47); Calibrated: 1/13/2011
- Sensor-Surface: 3mm (Mechanical Surface Detection)
- Electronics: DAE3 Sn472; Calibrated: 3/7/2011
- Phantom: SAM 1; Type: SAM 4.0; Serial: 1076
- Measurement SW: DASY52, Version 52.6 (2); SEMCAD X Version 14.4.4 (2829)


**Configuration/Touch position -/Area Scan (51x81x1):** Measurement grid:  
dx=15mm, dy=15mm

[Info: Interpolated medium parameters used for SAR evaluation.](#)

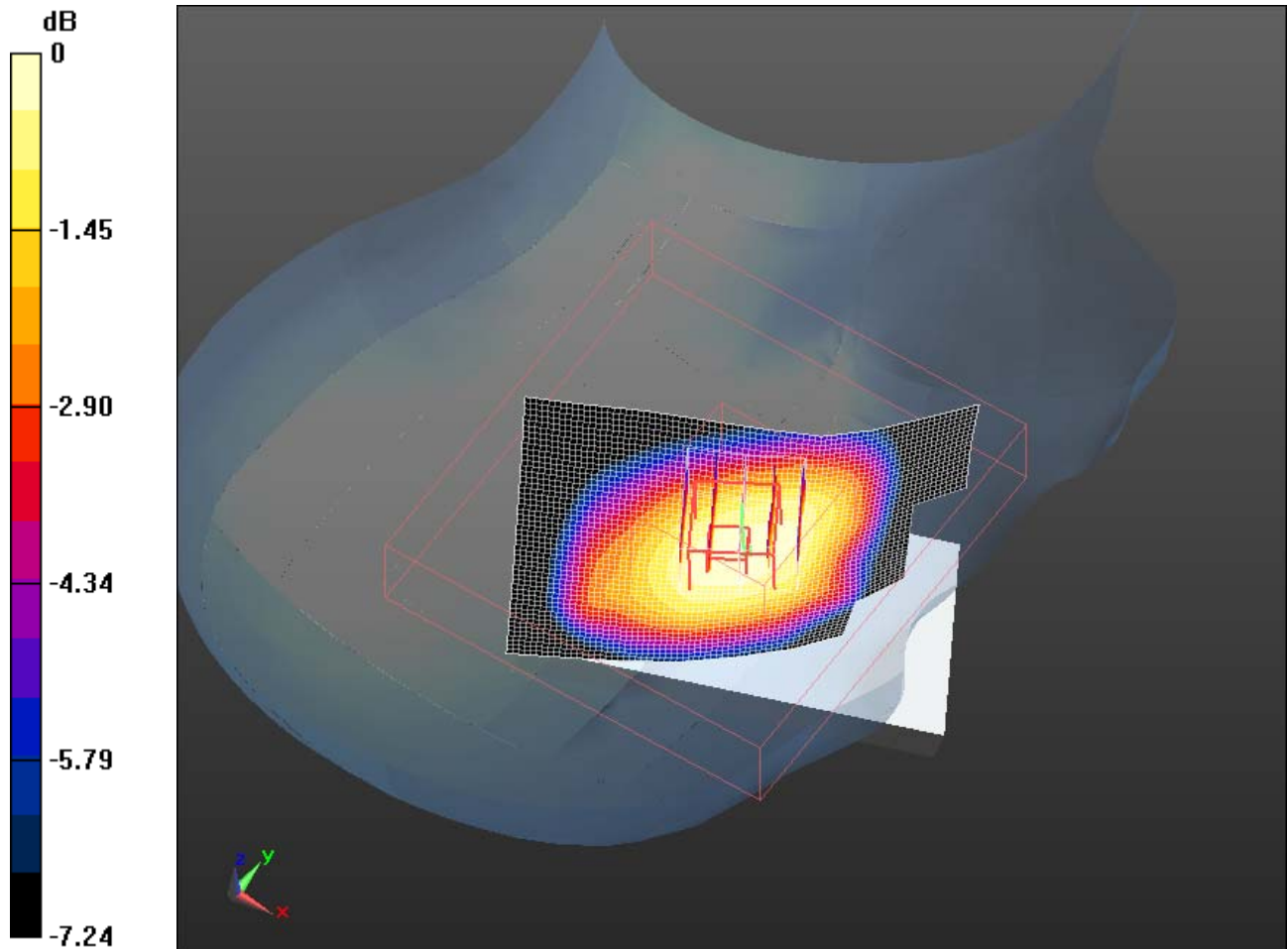
Maximum value of SAR (interpolated) = 0.447 mW/g

**Configuration/Touch position -/Zoom Scan (5x5x7) (5x5x7)/Cube 0:**


Measurement grid: dx=7.5mm, dy=7.5mm, dz=5mm  
Reference Value = 13.214 V/m; Power Drift = 0.03 dB  
Peak SAR (extrapolated) = 0.559 W/kg  
**SAR(1 g) = 0.439 mW/g; SAR(10 g) = 0.325 mW/g**

	Document <b>Appendix B for the BlackBerry® Smartphone Model REC71UW/RED71UW SAR Report</b>			Page <b>5(166)</b>
	Author Data <b>Andrew Becker</b>	Dates of Test <b>June 28 – September 16, 2011</b>	Test Report No <b>RTS-5385-1108-74A</b>	FCC ID: <b>L6AREC70UW</b> <b>L6ARED70UW</b>

Info: Interpolated medium parameters used for SAR evaluation.  
 Maximum value of SAR (measured) = 0.460 mW/g



0 dB = 0.460mW/g

	Document <b>Appendix B for the BlackBerry® Smartphone Model REC71UW/RED71UW SAR Report</b>			Page <b>6(166)</b>
	Author Data <b>Andrew Becker</b>	Dates of Test <b>June 28 – September 16, 2011</b>	Test Report No <b>RTS-5385-1108-74A</b>	FCC ID: <b>L6AREC70UW</b> <b>L6ARED70UW</b>

Date/Time: 7/28/2011 11:20:14 PM, Date/Time: 7/28/2011 11:25:22 PM

Test Laboratory: RIM Testing Services

## RightHandSide\_GSM850\_mid\_chan\_amb\_temp\_23.0\_liq\_temp\_22.8C

**DUT: BlackBerry Smartphone; Type: Sample ; Serial: 27DD7A26**

Communication System: GSM 850; Communication System Band: GSM 850;  
Frequency: 836.8 MHz; Communication System PAR: 9.191 dB  
Medium parameters used (interpolated):  $f = 836.8$  MHz;  $\sigma = 0.898$  mho/m;  $\epsilon_r = 39.868$ ;  $\rho = 1000$  kg/m<sup>3</sup>  
Phantom section: Right Section  
Measurement Standard: DASYS (IEEE/IEC/1528)

DASY5 Configuration:

- Probe: ES3DV3 - SN3225; ConvF(6.47, 6.47, 6.47); Calibrated: 1/13/2011
- Sensor-Surface: 3mm (Mechanical Surface Detection)
- Electronics: DAE3 Sn472; Calibrated: 3/7/2011
- Phantom: SAM 1; Type: SAM 4.0; Serial: 1076
- Measurement SW: DASY52, Version 52.6 (2); SEMCAD X Version 14.4.4 (2829)

**Configuration/Touch position -/Area Scan (51x81x1):** Measurement grid:  
dx=15mm, dy=15mm

[Info: Interpolated medium parameters used for SAR evaluation.](#)


Maximum value of SAR (interpolated) = 0.670 mW/g

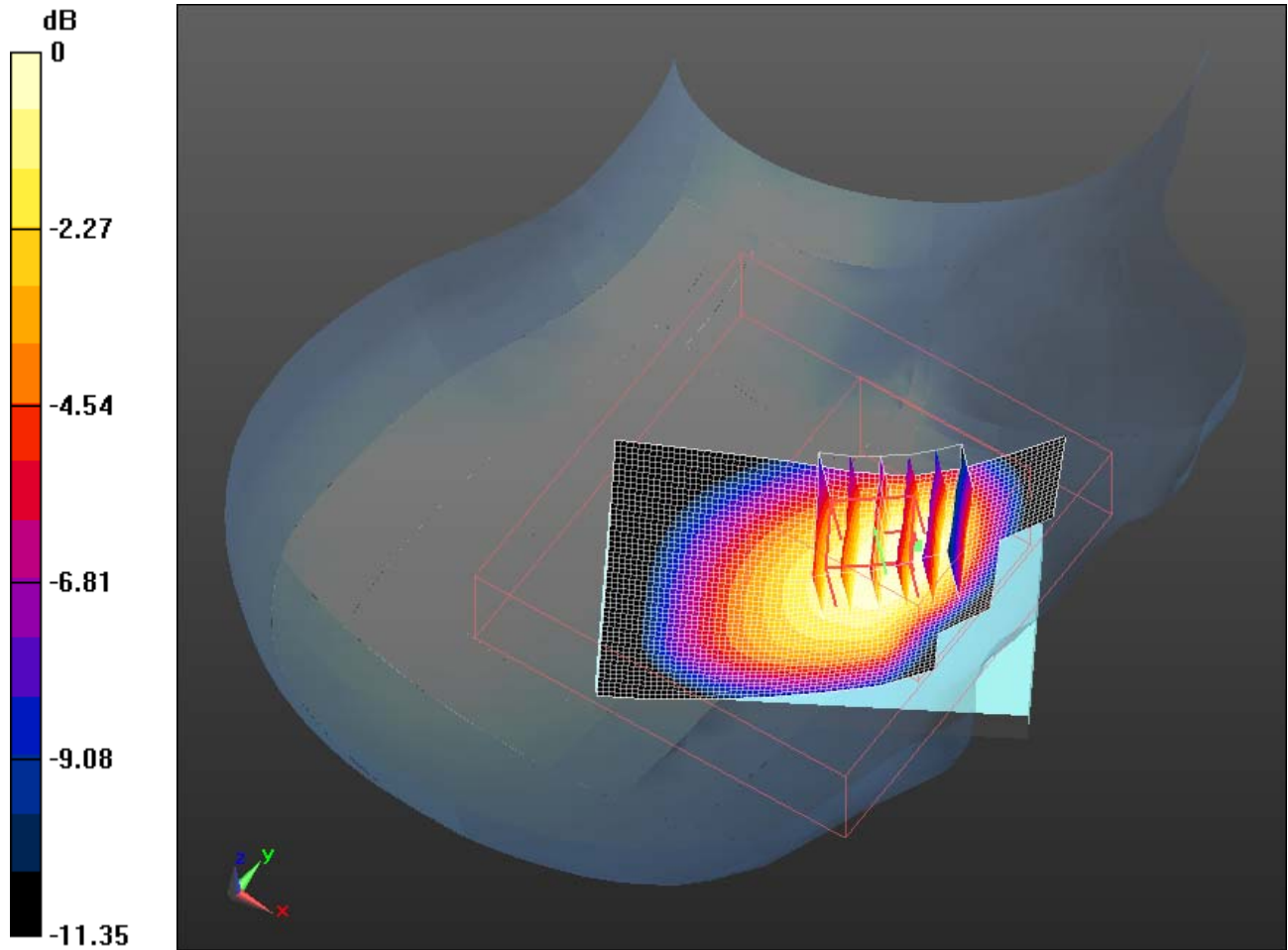
**Configuration/Touch position -/Zoom Scan (5x5x7) (6x6x7)/Cube 0:**

Measurement grid: dx=7.5mm, dy=7.5mm, dz=5mm  
Reference Value = 8.134 V/m; Power Drift = 0.11 dB  
Peak SAR (extrapolated) = 0.905 W/kg  
**SAR(1 g) = 0.617 mW/g; SAR(10 g) = 0.423 mW/g**


[Info: Interpolated medium parameters used for SAR evaluation.](#)

Maximum value of SAR (measured) = 0.654 mW/g

	Document <b>Appendix B for the BlackBerry® Smartphone Model REC71UW/RED71UW SAR Report</b>			Page <b>7(166)</b>
	Author Data <b>Andrew Becker</b>	Dates of Test <b>June 28 – September 16, 2011</b>	Test Report No <b>RTS-5385-1108-74A</b>	FCC ID: <b>L6AREC70UW</b> <b>L6ARED70UW</b>



0 dB = 0.650mW/g

	Document <b>Appendix B for the BlackBerry® Smartphone Model REC71UW/RED71UW SAR Report</b>			Page <b>8(166)</b>
	Author Data <b>Andrew Becker</b>	Dates of Test <b>June 28 – September 16, 2011</b>	Test Report No <b>RTS-5385-1108-74A</b>	FCC ID: <b>L6AREC70UW</b> <b>L6ARED70UW</b>

Date/Time: 7/28/2011 9:44:42 PM, Date/Time: 7/28/2011 9:49:55 PM

Test Laboratory: RIM Testing Services

## LeftHandSide\_EDGE850\_mid\_chan\_amb\_temp\_23.4\_liq\_temp\_23.1C

**DUT: BlackBerry Smartphone; Type: Sample; Serial: 27DD7A26**

Communication System: EDGE 850 (2slots); Communication System Band: EDGE 850;  
Frequency: 836.8 MHz; Communication System PAR: 6.232 dB  
Medium parameters used (interpolated):  $f = 836.8$  MHz;  $\sigma = 0.898$  mho/m;  $\epsilon_r = 39.868$ ;  $\rho = 1000$  kg/m<sup>3</sup>  
Phantom section: Left Section  
Measurement Standard: DASYS (IEEE/IEC/1528)

DASY5 Configuration:

- Probe: ES3DV3 - SN3225; ConvF(6.47, 6.47, 6.47); Calibrated: 1/13/2011
- Sensor-Surface: 3mm (Mechanical Surface Detection)
- Electronics: DAE3 Sn472; Calibrated: 3/7/2011
- Phantom: SAM 1; Type: SAM 4.0; Serial: 1076
- Measurement SW: DASY52, Version 52.6 (2); SEMCAD X Version 14.4.4 (2829)

**Configuration/Touch position -/Area Scan (51x81x1):** Measurement grid:  
dx=15mm, dy=15mm

[Info: Interpolated medium parameters used for SAR evaluation.](#)

Maximum value of SAR (interpolated) = 0.579 mW/g

**Configuration/Touch position -/Zoom Scan (5x5x7) (5x5x7)/Cube 0:**

Measurement grid: dx=7.5mm, dy=7.5mm, dz=5mm  
Reference Value = 7.473 V/m; Power Drift = -0.07 dB  
Peak SAR (extrapolated) = 0.711 W/kg  
**SAR(1 g) = 0.530 mW/g; SAR(10 g) = 0.374 mW/g**

[Info: Interpolated medium parameters used for SAR evaluation.](#)

Maximum value of SAR (measured) = 0.558 mW/g



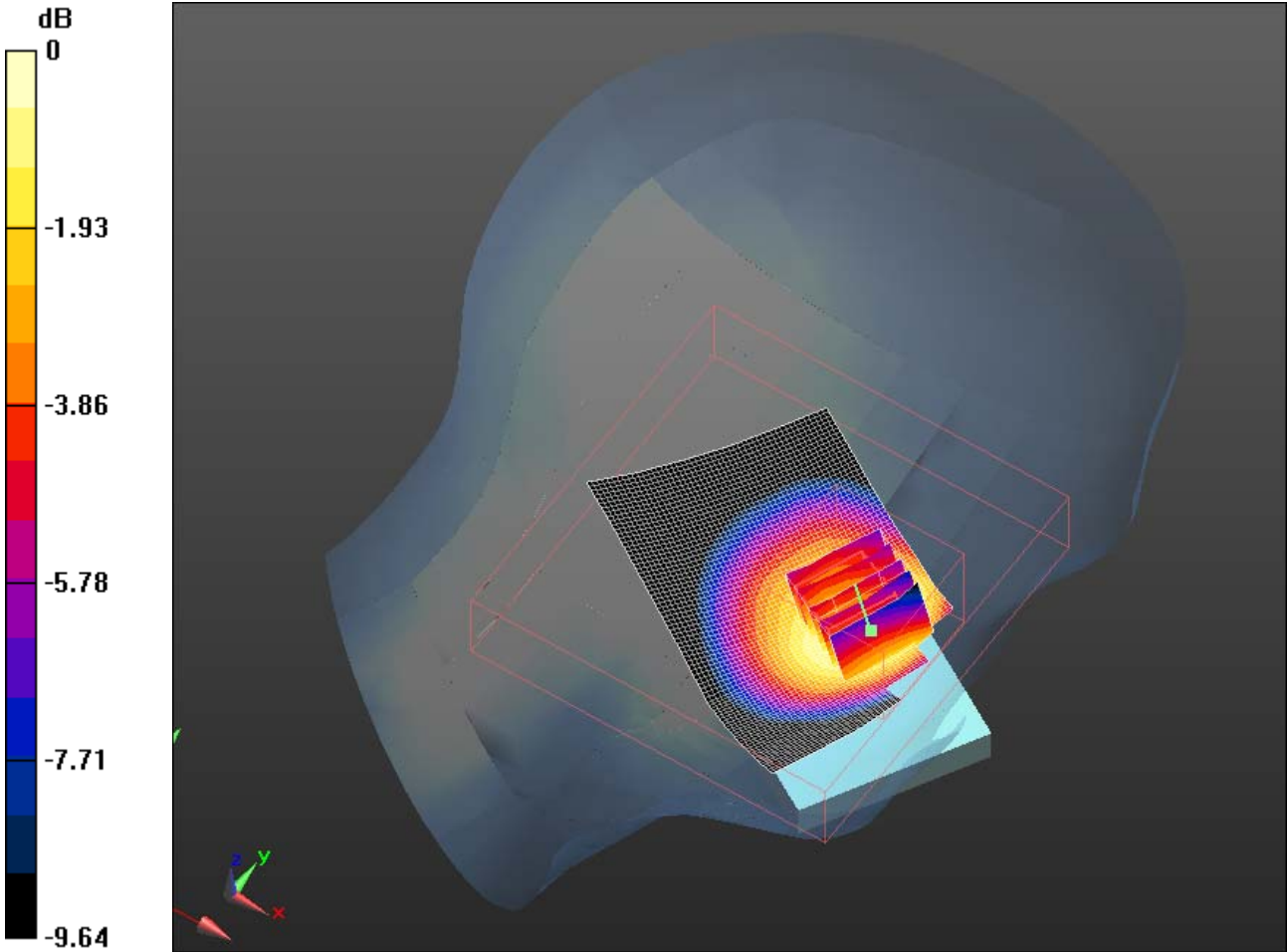
Author Data  
**Andrew Becker**

Dates of Test  
**June 28 – September 16, 2011**


Test Report No  
**RTS-5385-1108-74A**

FCC ID:  
**L6AREC70UW**  
**L6ARED70UW**

IC ID  
**2503A-REC70UW**  
**2503A-RED70UW**



0 dB = 0.560mW/g

	Document <b>Appendix B for the BlackBerry® Smartphone Model REC71UW/RED71UW</b> <b>SAR Report</b>			Page <b>10(166)</b>
	Author Data <b>Andrew Becker</b>	Dates of Test <b>June 28 – September 16, 2011</b>	Test Report No <b>RTS-5385-1108-74A</b>	FCC ID: <b>L6AREC70UW</b> <b>L6ARED70UW</b>

Date/Time: 7/28/2011 10:05:30 PM, Date/Time: 7/28/2011 10:10:40 PM

Test Laboratory: RIM Testing Services

**LeftHandSide\_Tilt\_EDGE850\_mid\_chan\_amb\_temp\_23.3\_liq\_temp\_23.0**

**C**

**DUT: BlackBerry Smartphone; Type: Sample; Serial: 27DD7A26**

Communication System: EDGE 850 (2slots); Communication System Band: EDGE 850;  
Frequency: 836.8 MHz; Communication System PAR: 6.232 dB

Medium parameters used (interpolated):  $f = 836.8$  MHz;  $\sigma = 0.898$  mho/m;  $\epsilon_r = 39.868$ ;  $\rho = 1000$  kg/m<sup>3</sup>

Phantom section: Left Section

Measurement Standard: DASYS (IEEE/IEC/1528)

DASY5 Configuration:

- Probe: ES3DV3 - SN3225; ConvF(6.47, 6.47, 6.47); Calibrated: 1/13/2011
- Sensor-Surface: 3mm (Mechanical Surface Detection)
- Electronics: DAE3 Sn472; Calibrated: 3/7/2011
- Phantom: SAM 1; Type: SAM 4.0; Serial: 1076
- Measurement SW: DASY52, Version 52.6 (2); SEMCAD X Version 14.4.4 (2829)

**Configuration/Touch position -/Area Scan (51x81x1):** Measurement grid:  
dx=15mm, dy=15mm

[Info: Interpolated medium parameters used for SAR evaluation.](#)

Maximum value of SAR (interpolated) = 0.361 mW/g


**Configuration/Touch position -/Zoom Scan (5x5x7) (5x5x7)/Cube 0:**

Measurement grid: dx=7.5mm, dy=7.5mm, dz=5mm

Reference Value = 12.923 V/m; Power Drift = 0.05 dB

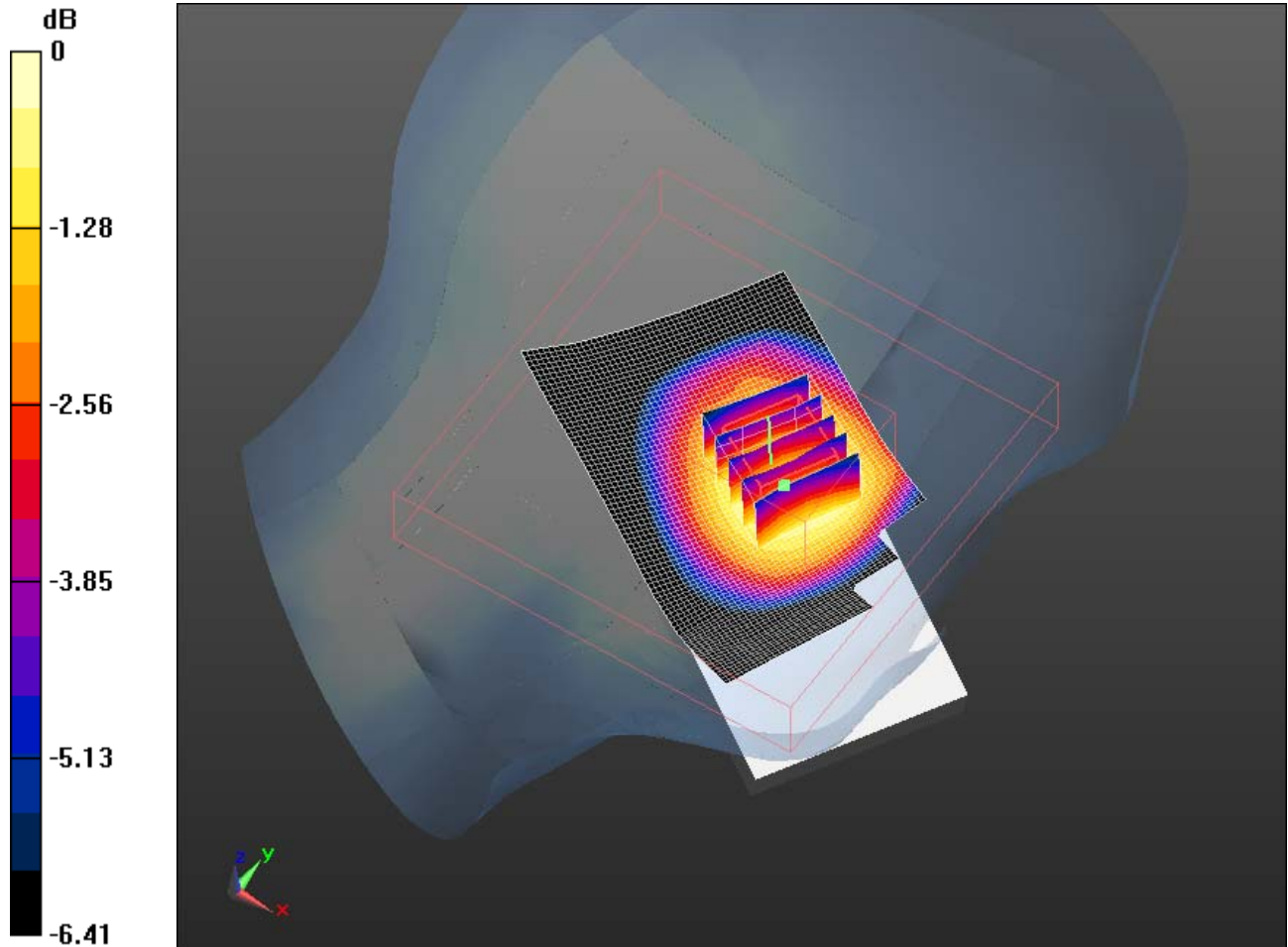
Peak SAR (extrapolated) = 0.450 W/kg

**SAR(1 g) = 0.349 mW/g; SAR(10 g) = 0.261 mW/g**


	Document <b>Appendix B for the BlackBerry® Smartphone Model REC71UW/RED71UW SAR Report</b>			Page <b>11(166)</b>
	Author Data <b>Andrew Becker</b>	Dates of Test <b>June 28 – September 16, 2011</b>	Test Report No <b>RTS-5385-1108-74A</b>	FCC ID: <b>L6AREC70UW</b> <b>L6ARED70UW</b>

Info: Interpolated medium parameters used for SAR evaluation.

Maximum value of SAR (measured) = 0.364 mW/g



0 dB = 0.360mW/g

	Document <b>Appendix B for the BlackBerry® Smartphone Model REC71UW/RED71UW</b> <b>SAR Report</b>			Page <b>12(166)</b>
	Author Data <b>Andrew Becker</b>	Dates of Test <b>June 28 – September 16, 2011</b>	Test Report No <b>RTS-5385-1108-74A</b>	FCC ID: <b>L6AREC70UW</b> <b>L6ARED70UW</b>

Date/Time: 7/29/2011 11:38:12 AM, Date/Time: 7/29/2011 11:43:20 AM

Test Laboratory: RIM Testing Services

## RightHandSide\_UMTS\_band\_V\_low\_chan\_amb\_temp\_23.3\_liq\_temp\_2

### 2.7C

**DUT: BlackBerry Smartphone; Type: Sample ; Serial: 27DD7A26**

Communication System: WCDMA FDD V; Communication System Band: UMTS band V; Frequency: 826.4 MHz; Communication System PAR: 0 dB  
Medium parameters used (interpolated):  $f = 826.4$  MHz;  $\sigma = 0.9$  mho/m;  $\epsilon_r = 40.051$ ;  $\rho = 1000$  kg/m<sup>3</sup>  
Phantom section: Right Section  
Measurement Standard: DASYS (IEEE/IEC/1528)

DASY5 Configuration:

- Probe: ES3DV3 - SN3225; ConvF(6.47, 6.47, 6.47); Calibrated: 1/13/2011
- Sensor-Surface: 3mm (Mechanical Surface Detection)
- Electronics: DAE3 Sn472; Calibrated: 3/7/2011
- Phantom: SAM 1; Type: SAM 4.0; Serial: 1076
- Measurement SW: DASYS2, Version 52.6 (2); SEMCAD X Version 14.4.4 (2829)


**Configuration/Touch position -/Area Scan (51x81x1):** Measurement grid: dx=15mm, dy=15mm

[Info: Interpolated medium parameters used for SAR evaluation.](#)

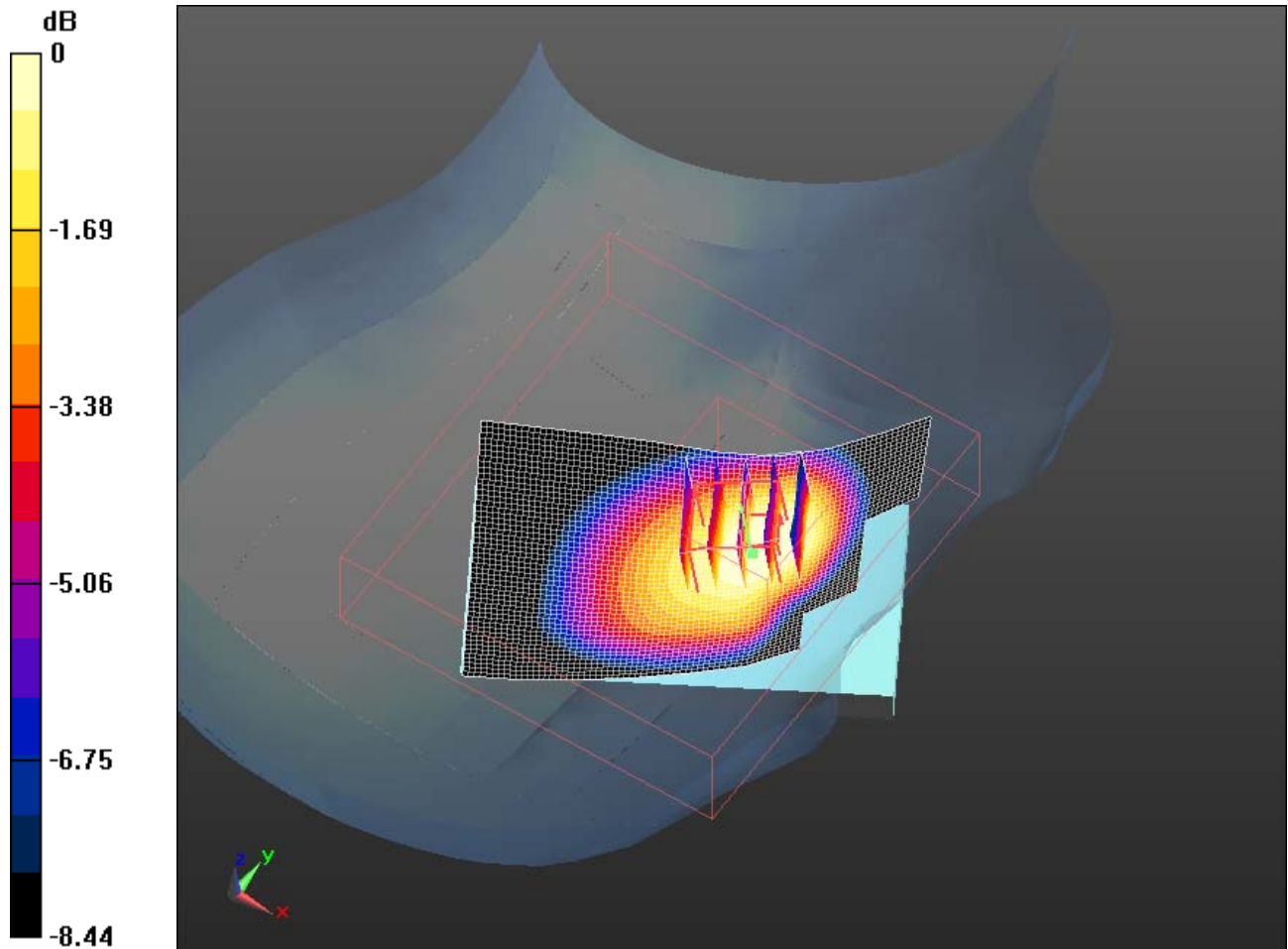
Maximum value of SAR (interpolated) = 1.050 mW/g

**Configuration/Touch position -/Zoom Scan (5x5x7) (5x5x7)/Cube 0:**


Measurement grid: dx=7.5mm, dy=7.5mm, dz=5mm  
Reference Value = 10.025 V/m; Power Drift = 0.03 dB  
Peak SAR (extrapolated) = 1.389 W/kg  
**SAR(1 g) = 0.965 mW/g; SAR(10 g) = 0.662 mW/g**

	Document <b>Appendix B for the BlackBerry® Smartphone Model REC71UW/RED71UW SAR Report</b>			Page <b>13(166)</b>
	Author Data <b>Andrew Becker</b>	Dates of Test <b>June 28 – September 16, 2011</b>	Test Report No <b>RTS-5385-1108-74A</b>	FCC ID: <b>L6AREC70UW</b> <b>L6ARED70UW</b>

Info: Interpolated medium parameters used for SAR evaluation.  
 Maximum value of SAR (measured) = 1.024 mW/g



0 dB = 1.020mW/g

	Document <b>Appendix B for the BlackBerry® Smartphone Model REC71UW/RED71UW SAR Report</b>			Page <b>14(166)</b>
	Author Data <b>Andrew Becker</b>	Dates of Test <b>June 28 – September 16, 2011</b>	Test Report No <b>RTS-5385-1108-74A</b>	FCC ID: <b>L6AREC70UW</b> <b>L6ARED70UW</b>

Date/Time: 7/29/2011 11:07:38 AM, Date/Time: 7/29/2011 11:12:45 AM

Test Laboratory: RIM Testing Services

**RightHandSide\_UMTS\_band\_V\_mid\_chan\_amb\_temp\_23.4\_liq\_temp\_2**

**2.8C**

**DUT: BlackBerry Smartphone; Type: Sample ; Serial: 27DD7A26**

Communication System: WCDMA FDD V; Frequency: 836.4 MHz; Duty Cycle: 1:1  
Medium parameters used (interpolated):  $f = 836.4$  MHz;  $\sigma = 0.898$  mho/m;  $\epsilon_r = 39.873$ ;  $\rho = 1000$  kg/m<sup>3</sup>

Phantom section: Right Section

Measurement Standard: DASYS (IEEE/IEC/1528)

DASY4 Configuration:

- Probe: ES3DV3 - SN3225; ConvF(6.47, 6.47, 6.47); Calibrated: 1/13/2011
- Sensor-Surface: 3mm (Mechanical Surface Detection)
- Electronics: DAE3 Sn472; Calibrated: 3/7/2011
- Phantom: SAM 1; Type: SAM 4.0; Serial: 1076
- ; SEMCAD X Version 14.4.4 (2829)

**Configuration/Touch position -/Area Scan (51x81x1):** Measurement grid:  
dx=15mm, dy=15mm

[Info: Interpolated medium parameters used for SAR evaluation.](#)

Maximum value of SAR (interpolated) = 1.183 mW/g

**Configuration/Touch position -/Zoom Scan (5x5x7) (5x5x7)/Cube 0:**

Measurement grid: dx=7.5mm, dy=7.5mm, dz=5mm


Reference Value = 10.796 V/m; Power Drift = 0.04 dB

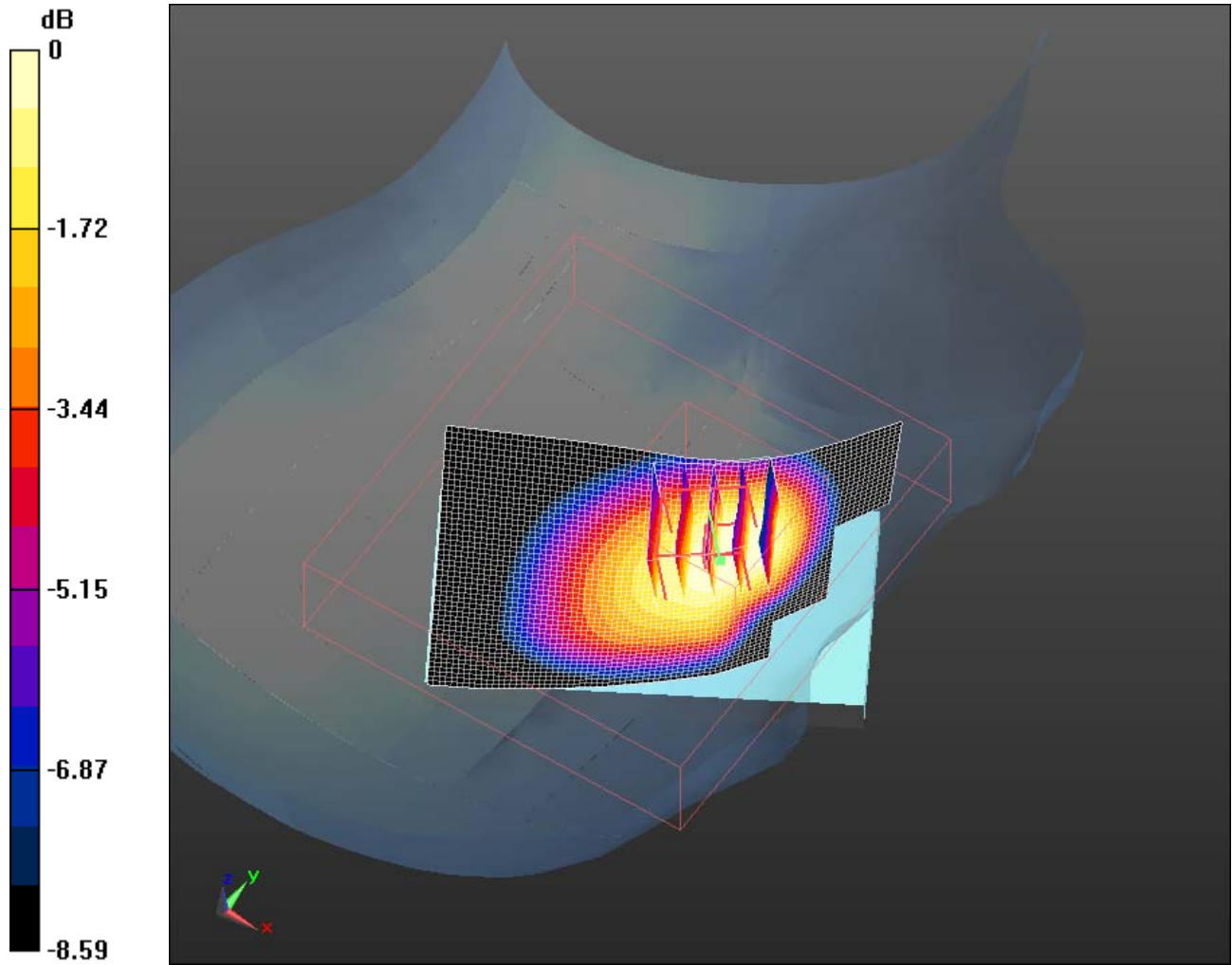
Peak SAR (extrapolated) = 1.558 W/kg

**SAR(1 g) = 1.08 mW/g; SAR(10 g) = 0.742 mW/g**


[Info: Interpolated medium parameters used for SAR evaluation.](#)

Maximum value of SAR (measured) = 1.155 mW/g

	Document <b>Appendix B for the BlackBerry® Smartphone Model REC71UW/RED71UW SAR Report</b>			Page <b>15(166)</b>
	Author Data <b>Andrew Becker</b>	Dates of Test <b>June 28 – September 16, 2011</b>	Test Report No <b>RTS-5385-1108-74A</b>	FCC ID: <b>L6AREC70UW</b> <b>L6ARED70UW</b>



0 dB = 1.160mW/g

	Document <b>Appendix B for the BlackBerry® Smartphone Model REC71UW/RED71UW</b> <b>SAR Report</b>			Page <b>16(166)</b>
	Author Data <b>Andrew Becker</b>	Dates of Test <b>June 28 – September 16, 2011</b>	Test Report No <b>RTS-5385-1108-74A</b>	FCC ID: <b>L6AREC70UW</b> <b>L6ARED70UW</b>

Date/Time: 7/29/2011 2:20:02 PM, Date/Time: 7/29/2011 2:25:07 PM

Test Laboratory: RIM Testing Services

## RightHandSide\_UMTS\_band\_V\_high\_chan\_amb\_temp\_23.3\_liq\_temp\_2 2.7C

**DUT: BlackBerry Smartphone; Type: Sample ; Serial: 27DD7A26**

Communication System: WCDMA FDD V; Frequency: 846.6 MHz; Duty Cycle: 1:1  
Medium parameters used (interpolated):  $f = 846.6$  MHz;  $\sigma = 0.898$  mho/m;  $\epsilon_r = 39.767$ ;  $\rho = 1000$  kg/m<sup>3</sup>

Phantom section: Right Section

Measurement Standard: DASYS (IEEE/IEC/1528)

DASY4 Configuration:

- Probe: ES3DV3 - SN3225; ConvF(6.11, 6.11, 6.11); Calibrated: 1/13/2011
- Sensor-Surface: 3mm (Mechanical Surface Detection)
- Electronics: DAE3 Sn472; Calibrated: 3/7/2011
- Phantom: SAM 1; Type: SAM 4.0; Serial: 1076
- ; SEMCAD X Version 14.4.4 (2829)

**Configuration/Touch position -/Area Scan (51x81x1):** Measurement grid:  
dx=15mm, dy=15mm

[Info: Interpolated medium parameters used for SAR evaluation.](#)

Maximum value of SAR (interpolated) = 1.137 mW/g

**Configuration/Touch position -/Zoom Scan (5x5x7) (6x6x7)/Cube 0:**

Measurement grid: dx=7.5mm, dy=7.5mm, dz=5mm

Reference Value = 10.142 V/m; Power Drift = 0.02 dB


Peak SAR (extrapolated) = 1.549 W/kg

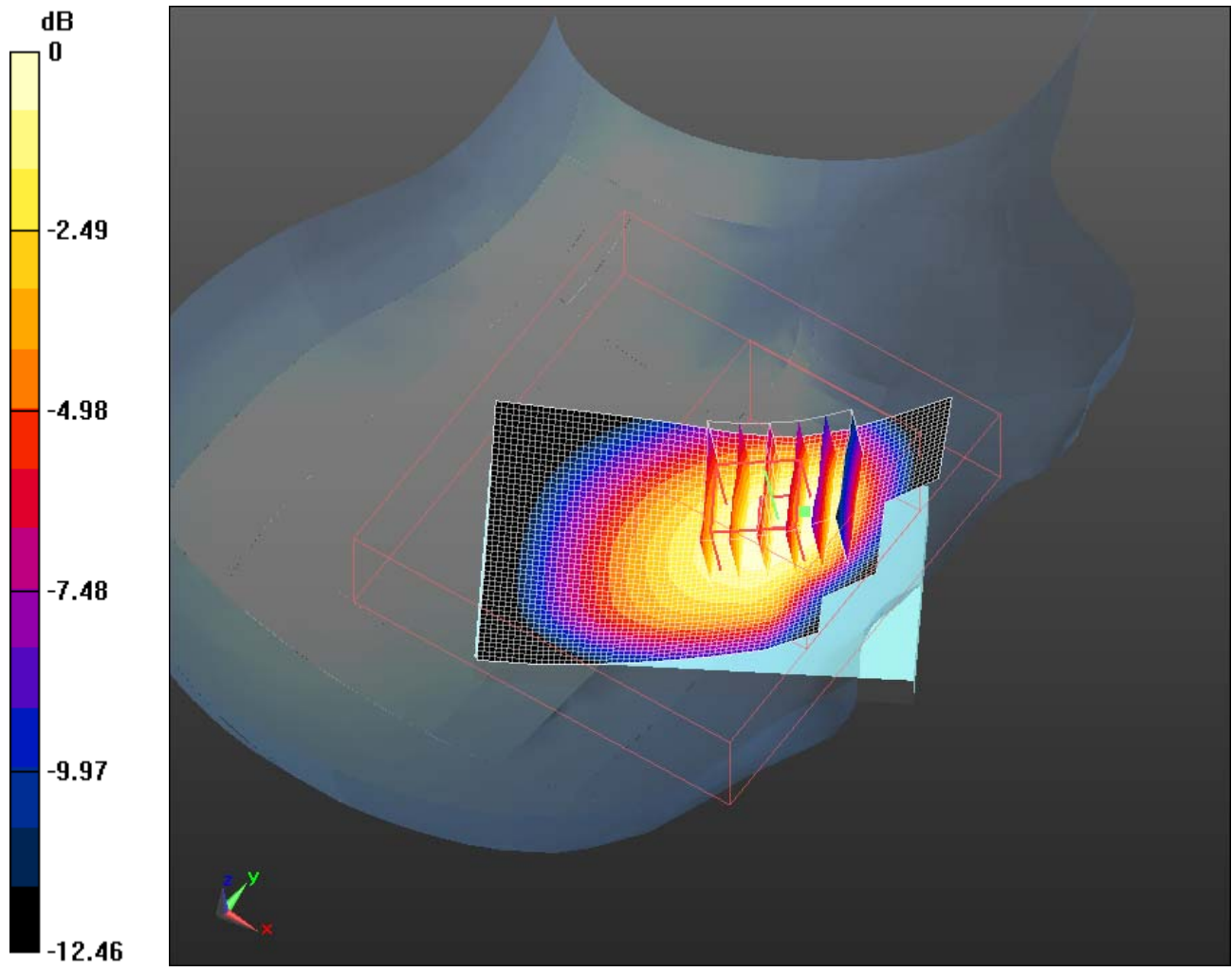
**SAR(1 g) = 1.04 mW/g; SAR(10 g) = 0.700 mW/g**

[Info: Interpolated medium parameters used for SAR evaluation.](#)


Maximum value of SAR (measured) = 1.107 mW/g



	Document <b>Appendix B for the BlackBerry® Smartphone Model REC71UW/RED71UW SAR Report</b>			Page <b>17(166)</b>
	Author Data <b>Andrew Becker</b>	Dates of Test <b>June 28 – September 16, 2011</b>	Test Report No <b>RTS-5385-1108-74A</b>	FCC ID: <b>L6AREC70UW</b> <b>L6ARED70UW</b>



0 dB = 1.110mW/g

	Document <b>Appendix B for the BlackBerry® Smartphone Model REC71UW/RED71UW SAR Report</b>			Page <b>18(166)</b>
	Author Data <b>Andrew Becker</b>	Dates of Test <b>June 28 – September 16, 2011</b>	Test Report No <b>RTS-5385-1108-74A</b>	FCC ID: <b>L6AREC70UW</b> <b>L6ARED70UW</b>

Date/Time: 7/29/2011 2:34:19 PM, Date/Time: 7/29/2011 2:39:39 PM

Test Laboratory: RIM Testing Services

## RightHandSide\_Tilt\_UMTS\_band\_V\_mid\_chan\_amb\_temp\_23.2\_liq\_tem p\_22.6C

**DUT: BlackBerry Smartphone; Type: Sample ; Serial: 27DD7A26**

Communication System: WCDMA FDD V; Frequency: 836.4 MHz; Duty Cycle: 1:1  
Medium parameters used (interpolated):  $f = 836.4$  MHz;  $\sigma = 0.898$  mho/m;  $\epsilon_r = 39.873$ ;  $\rho = 1000$  kg/m<sup>3</sup>

Phantom section: Right Section

Measurement Standard: DASYS (IEEE/IEC/1528)

DASY4 Configuration:

- Probe: ES3DV3 - SN3225; ConvF(6.47, 6.47, 6.47); Calibrated: 1/13/2011
- Sensor-Surface: 3mm (Mechanical Surface Detection)
- Electronics: DAE3 Sn472; Calibrated: 3/7/2011
- Phantom: SAM 1; Type: SAM 4.0; Serial: 1076
- ; SEMCAD X Version 14.4.4 (2829)

**Configuration/Touch position -/Area Scan (51x81x1):** Measurement grid:  
dx=15mm, dy=15mm

[Info: Interpolated medium parameters used for SAR evaluation.](#)

Maximum value of SAR (interpolated) = 0.589 mW/g

**Configuration/Touch position -/Zoom Scan (5x5x7) (5x5x7)/Cube 0:**

Measurement grid: dx=7.5mm, dy=7.5mm, dz=5mm


Reference Value = 15.035 V/m; Power Drift = 0.04 dB

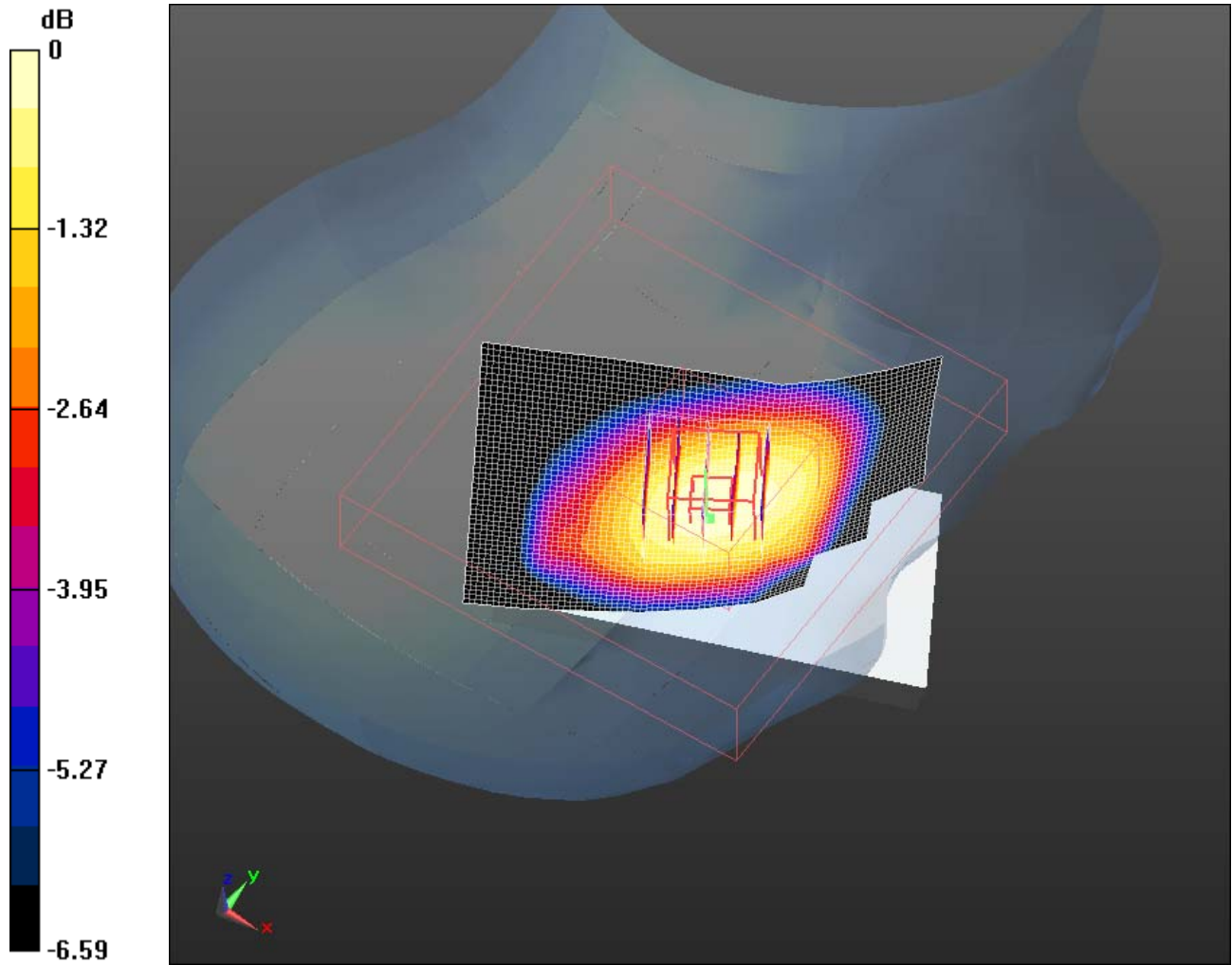
Peak SAR (extrapolated) = 0.696 W/kg

**SAR(1 g) = 0.562 mW/g; SAR(10 g) = 0.422 mW/g**


[Info: Interpolated medium parameters used for SAR evaluation.](#)

Maximum value of SAR (measured) = 0.588 mW/g

	Document <b>Appendix B for the BlackBerry® Smartphone Model REC71UW/RED71UW SAR Report</b>			Page <b>19(166)</b>
	Author Data <b>Andrew Becker</b>	Dates of Test <b>June 28 – September 16, 2011</b>	Test Report No <b>RTS-5385-1108-74A</b>	FCC ID: <b>L6AREC70UW</b> <b>L6ARED70UW</b>



0 dB = 0.590mW/g

	Document <b>Appendix B for the BlackBerry® Smartphone Model REC71UW/RED71UW SAR Report</b>			Page <b>20(166)</b>
	Author Data <b>Andrew Becker</b>	Dates of Test <b>June 28 – September 16, 2011</b>	Test Report No <b>RTS-5385-1108-74A</b>	FCC ID: <b>L6AREC70UW</b> <b>L6ARED70UW</b>

Date/Time: 9/15/2011 2:06:29 PM

Test Laboratory: RIM Testing Services

## Volume\_Scan\_RightHandSide\_UMTS\_band\_V\_mid\_chan\_amb\_temp\_2 4.1\_liq\_temp\_22.7C

**DUT: BlackBerry Smartphone; Type: Sample ; Serial: 2846CB6A**

Communication System: WCDMA FDD V; Communication System Band: UMTS band V; Frequency: 836.4 MHz; Communication System PAR: 0 dB

Medium parameters used (interpolated):  $f = 836.4$  MHz;  $\sigma = 0.939$  mho/m;  $\epsilon_r = 39.875$ ;  $\rho = 1000$  kg/m<sup>3</sup>

Phantom section: Right Section

Measurement Standard: DASYS (IEEE/IEC/1528)

DASY5 Configuration:

- Probe: ES3DV3 - SN3225; ConvF(6.11, 6.11, 6.11); Calibrated: 1/13/2011
- Sensor-Surface: 3mm (Mechanical Surface Detection)
- Electronics: DAE3 Sn472; Calibrated: 3/7/2011
- Phantom: SAM 1; Type: SAM 4.0; Serial: 1076
- Measurement SW: DASYS2, Version 52.6 (2); SEMCAD X Version 14.4.4 (2829)

### **Configuration/Touch position - 2/Volume Scan (13x15x7)/Cube 0:**

Measurement grid: dx=7.5mm, dy=7.5mm, dz=5mm


Reference Value = 11.940 V/m; Power Drift = -0.63 dB

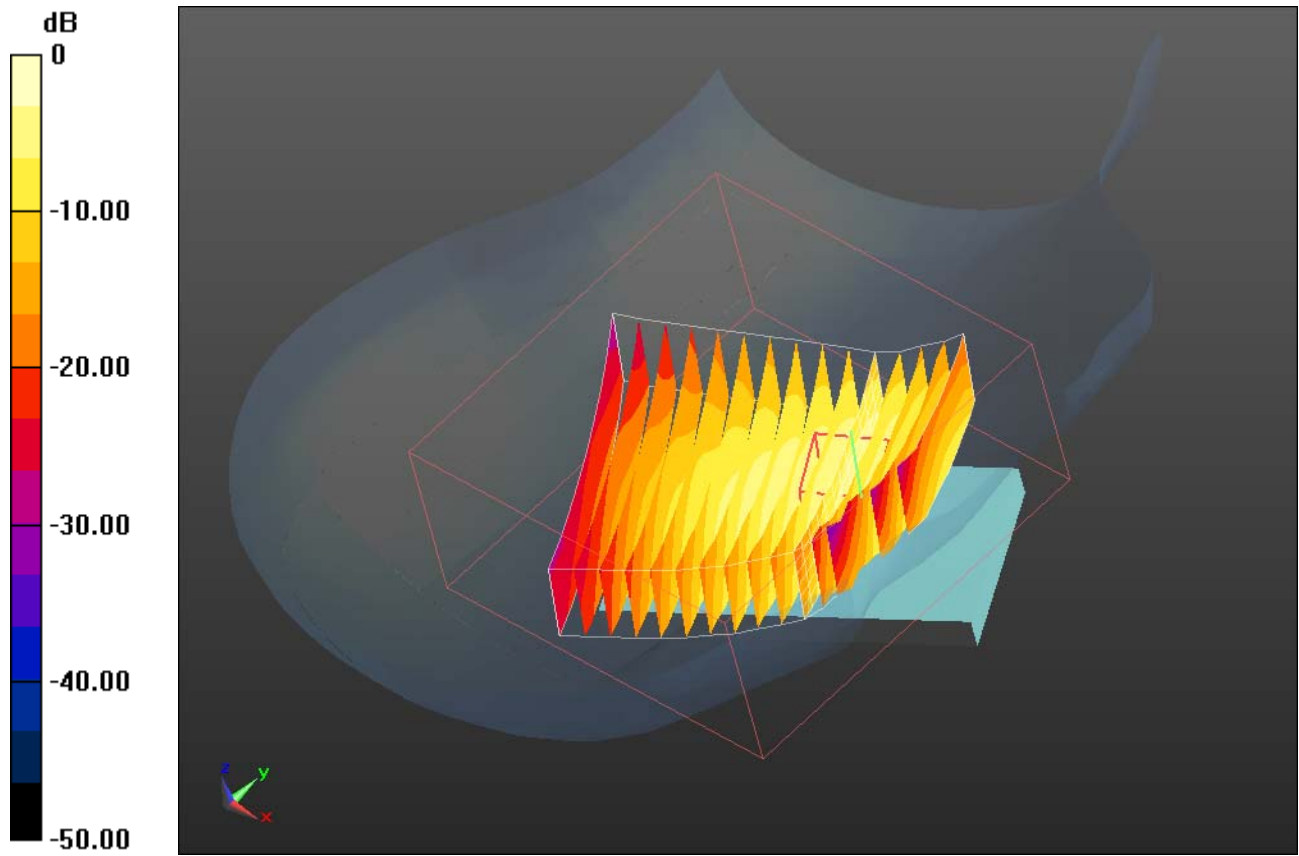
Peak SAR (extrapolated) = 1.706 W/kg

**SAR(1 g) = 1.17 mW/g; SAR(10 g) = 0.800 mW/g**


[Info: Interpolated medium parameters used for SAR evaluation.](#)

Maximum value of SAR (measured) = 1.324 mW/g

	Document <b>Appendix B for the BlackBerry® Smartphone Model REC71UW/RED71UW SAR Report</b>			Page <b>21(166)</b>
	Author Data <b>Andrew Becker</b>	Dates of Test <b>June 28 – September 16, 2011</b>	Test Report No <b>RTS-5385-1108-74A</b>	FCC ID: <b>L6AREC70UW</b> <b>L6ARED70UW</b>



0 dB = 1.320mW/g

	Document <b>Appendix B for the BlackBerry® Smartphone Model REC71UW/RED71UW SAR Report</b>			Page <b>22(166)</b>
	Author Data <b>Andrew Becker</b>	Dates of Test <b>June 28 – September 16, 2011</b>	Test Report No <b>RTS-5385-1108-74A</b>	FCC ID: <b>L6AREC70UW</b> <b>L6ARED70UW</b>

Date/Time: 7/29/2011 3:22:49 PM, Date/Time: 7/29/2011 3:28:00 PM

Test Laboratory: RIM Testing Services

## LeftHandSide\_UMTS\_band\_V\_low\_chan\_amb\_temp\_23.1\_liq\_temp\_23.4C

**DUT: BlackBerry Smartphone; Type: Sample; Serial: 27DD7A26**

Communication System: WCDMA FDD V; Frequency: 826.4 MHz; Duty Cycle: 1:1  
Medium parameters used (interpolated):  $f = 826.4$  MHz;  $\sigma = 0.9$  mho/m;  $\epsilon_r = 40.051$ ;  $\rho = 1000$  kg/m<sup>3</sup>

Phantom section: Left Section

Measurement Standard: DASYS (IEEE/IEC/1528)

DASY4 Configuration:

- Probe: ES3DV3 - SN3225; ConvF(6.47, 6.47, 6.47); Calibrated: 1/13/2011
- Sensor-Surface: 3mm (Mechanical Surface Detection)
- Electronics: DAE3 Sn472; Calibrated: 3/7/2011
- Phantom: SAM 1; Type: SAM 4.0; Serial: 1076
- ; SEMCAD X Version 14.4.4 (2829)

**Configuration/Touch position -/Area Scan (51x81x1):** Measurement grid:  
dx=15mm, dy=15mm

[Info: Interpolated medium parameters used for SAR evaluation.](#)

Maximum value of SAR (interpolated) = 0.802 mW/g

**Configuration/Touch position -/Zoom Scan (5x5x7) (5x5x7)/Cube 0:**

Measurement grid: dx=7.5mm, dy=7.5mm, dz=5mm


Reference Value = 9.715 V/m; Power Drift = 0.05 dB

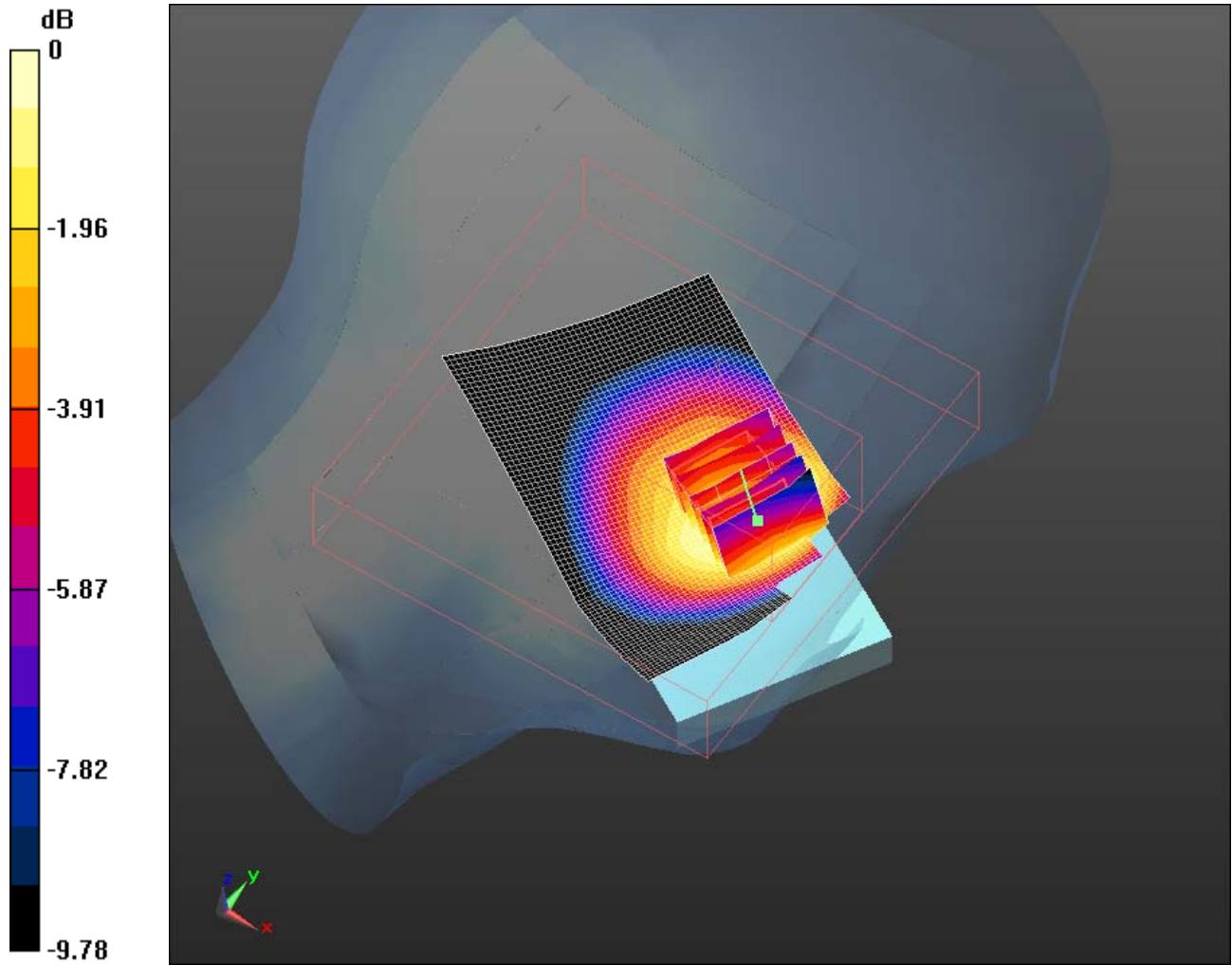
Peak SAR (extrapolated) = 0.986 W/kg

**SAR(1 g) = 0.728 mW/g; SAR(10 g) = 0.514 mW/g**


[Info: Interpolated medium parameters used for SAR evaluation.](#)

Maximum value of SAR (measured) = 0.767 mW/g

	Document <b>Appendix B for the BlackBerry® Smartphone Model REC71UW/RED71UW SAR Report</b>			Page <b>23(166)</b>
	Author Data <b>Andrew Becker</b>	Dates of Test <b>June 28 – September 16, 2011</b>	Test Report No <b>RTS-5385-1108-74A</b>	FCC ID: <b>L6AREC70UW</b> <b>L6ARED70UW</b>



0 dB = 0.770mW/g

	Document <b>Appendix B for the BlackBerry® Smartphone Model REC71UW/RED71UW SAR Report</b>			Page <b>24(166)</b>
	Author Data <b>Andrew Becker</b>	Dates of Test <b>June 28 – September 16, 2011</b>	Test Report No <b>RTS-5385-1108-74A</b>	FCC ID: <b>L6AREC70UW</b> <b>L6ARED70UW</b>

Date/Time: 7/29/2011 3:04:01 PM, Date/Time: 7/29/2011 3:09:13 PM

Test Laboratory: RIM Testing Services

**LeftHandSide\_UMTS\_band\_V\_mid\_chan\_amb\_temp\_23.1\_liq\_temp\_23.**

**4C**

**DUT: BlackBerry Smartphone; Type: Sample; Serial: 27DD7A26**

Communication System: WCDMA FDD V; Frequency: 836.4 MHz; Duty Cycle: 1:1  
Medium parameters used (interpolated):  $f = 836.4$  MHz;  $\sigma = 0.898$  mho/m;  $\epsilon_r = 39.873$ ;  $\rho = 1000$  kg/m<sup>3</sup>

Phantom section: Left Section

Measurement Standard: DASYS (IEEE/IEC/1528)

DASY4 Configuration:

- Probe: ES3DV3 - SN3225; ConvF(6.47, 6.47, 6.47); Calibrated: 1/13/2011
- Sensor-Surface: 3mm (Mechanical Surface Detection)
- Electronics: DAE3 Sn472; Calibrated: 3/7/2011
- Phantom: SAM 1; Type: SAM 4.0; Serial: 1076
- ; SEMCAD X Version 14.4.4 (2829)

**Configuration/Touch position -/Area Scan (51x81x1):** Measurement grid:  
dx=15mm, dy=15mm

[Info: Interpolated medium parameters used for SAR evaluation.](#)

Maximum value of SAR (interpolated) = 0.918 mW/g

**Configuration/Touch position -/Zoom Scan (5x5x7) (5x5x7)/Cube 0:**

Measurement grid: dx=7.5mm, dy=7.5mm, dz=5mm

Reference Value = 10.601 V/m; Power Drift = -0.13 dB


Peak SAR (extrapolated) = 1.123 W/kg

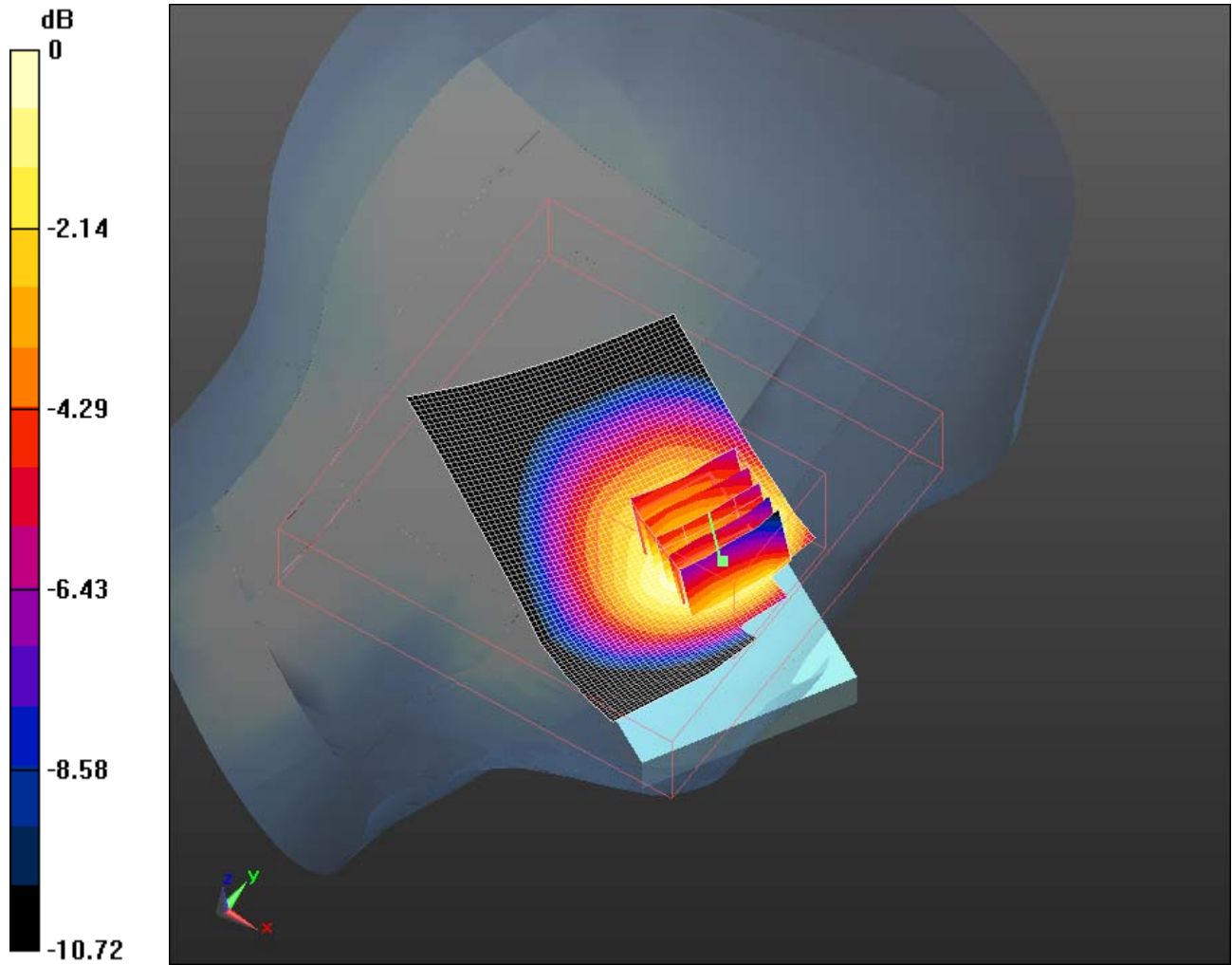
**SAR(1 g) = 0.828 mW/g; SAR(10 g) = 0.588 mW/g**

[Info: Interpolated medium parameters used for SAR evaluation.](#)


Maximum value of SAR (measured) = 0.882 mW/g



	Document <b>Appendix B for the BlackBerry® Smartphone Model REC71UW/RED71UW SAR Report</b>			Page <b>25(166)</b>
	Author Data <b>Andrew Becker</b>	Dates of Test <b>June 28 – September 16, 2011</b>	Test Report No <b>RTS-5385-1108-74A</b>	FCC ID: <b>L6AREC70UW</b> <b>L6ARED70UW</b>



0 dB = 0.880mW/g

	Document <b>Appendix B for the BlackBerry® Smartphone Model REC71UW/RED71UW SAR Report</b>			Page <b>26(166)</b>
	Author Data <b>Andrew Becker</b>	Dates of Test <b>June 28 – September 16, 2011</b>	Test Report No <b>RTS-5385-1108-74A</b>	FCC ID: <b>L6AREC70UW</b> <b>L6ARED70UW</b>

Date/Time: 7/29/2011 3:34:46 PM, Date/Time: 7/29/2011 3:39:58 PM

Test Laboratory: RIM Testing Services

## LeftHandSide\_UMTS\_band\_V\_high\_chan\_amb\_temp\_23.2\_liq\_temp\_23.5C

**DUT: BlackBerry Smartphone; Type: Sample; Serial: 27DD7A26**

Communication System: WCDMA FDD V; Frequency: 846.6 MHz; Duty Cycle: 1:1  
Medium parameters used (interpolated):  $f = 846.6$  MHz;  $\sigma = 0.898$  mho/m;  $\epsilon_r = 39.767$ ;  $\rho = 1000$  kg/m<sup>3</sup>

Phantom section: Left Section

Measurement Standard: DASYS (IEEE/IEC/1528)

DASY4 Configuration:

- Probe: ES3DV3 - SN3225; ConvF(6.11, 6.11, 6.11); Calibrated: 1/13/2011
- Sensor-Surface: 3mm (Mechanical Surface Detection)
- Electronics: DAE3 Sn472; Calibrated: 3/7/2011
- Phantom: SAM 1; Type: SAM 4.0; Serial: 1076
- ; SEMCAD X Version 14.4.4 (2829)

**Configuration/Touch position -/Area Scan (51x81x1):** Measurement grid:  
dx=15mm, dy=15mm

[Info: Interpolated medium parameters used for SAR evaluation.](#)

Maximum value of SAR (interpolated) = 0.788 mW/g

**Configuration/Touch position -/Zoom Scan (5x5x7) (5x5x7)/Cube 0:**

Measurement grid: dx=7.5mm, dy=7.5mm, dz=5mm


Reference Value = 9.655 V/m; Power Drift = -0.02 dB

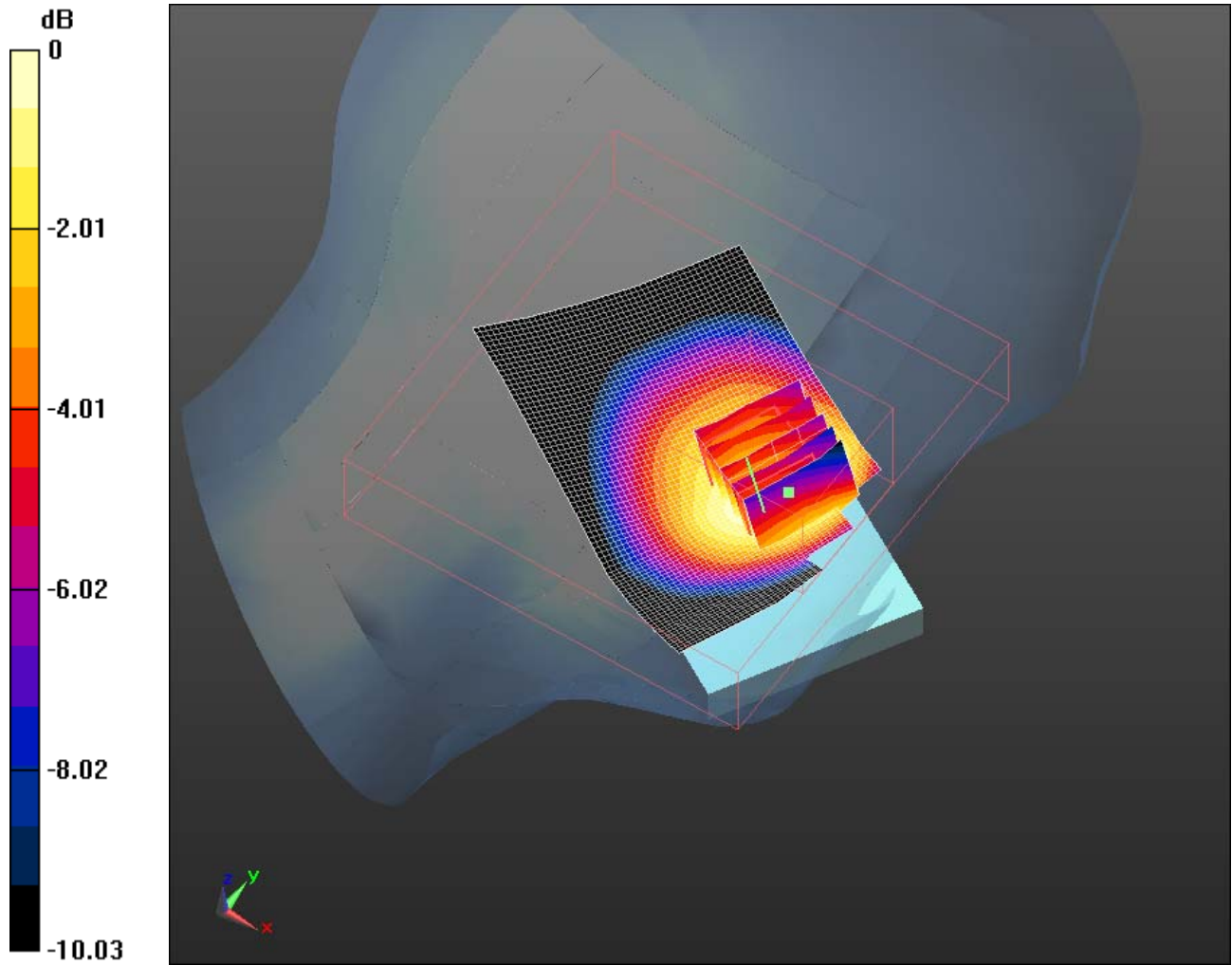
Peak SAR (extrapolated) = 0.973 W/kg

**SAR(1 g) = 0.721 mW/g; SAR(10 g) = 0.508 mW/g**


[Info: Interpolated medium parameters used for SAR evaluation.](#)

Maximum value of SAR (measured) = 0.754 mW/g

	Document <b>Appendix B for the BlackBerry® Smartphone Model REC71UW/RED71UW SAR Report</b>			Page <b>27(166)</b>
	Author Data <b>Andrew Becker</b>	Dates of Test <b>June 28 – September 16, 2011</b>	Test Report No <b>RTS-5385-1108-74A</b>	FCC ID: <b>L6AREC70UW</b> <b>L6ARED70UW</b>



0 dB = 0.750mW/g

	Document <b>Appendix B for the BlackBerry® Smartphone Model REC71UW/RED71UW</b> <b>SAR Report</b>			Page <b>28(166)</b>
	Author Data <b>Andrew Becker</b>	Dates of Test <b>June 28 – September 16, 2011</b>	Test Report No <b>RTS-5385-1108-74A</b>	FCC ID: <b>L6AREC70UW</b> <b>L6ARED70UW</b>

Date/Time: 8/2/2011 11:27:51 PM, Date/Time: 8/2/2011 11:33:01 PM

Test Laboratory: RIM Testing Services

## **LeftHandSide\_Tilt\_UMTS\_band\_V\_mid\_chan\_amb\_temp\_22.6\_liq\_temp\_22.4C**

**DUT: BlackBerry Smartphone; Type: Sample; Serial: 27DD7A26**

Communication System: WCDMA FDD V; Communication System Band: UMTS band V; Frequency: 836.4 MHz; Communication System PAR: 0 dB  
Medium parameters used (interpolated):  $f = 836.4$  MHz;  $\sigma = 0.873$  mho/m;  $\epsilon_r = 41.546$ ;  $\rho = 1000$  kg/m<sup>3</sup>  
Phantom section: Left Section  
Measurement Standard: DASYS (IEEE/IEC/1528)

DASY5 Configuration:

- Probe: ES3DV3 - SN3225; ConvF(6.47, 6.47, 6.47); Calibrated: 1/13/2011
- Sensor-Surface: 3mm (Mechanical Surface Detection)
- Electronics: DAE3 Sn472; Calibrated: 3/7/2011
- Phantom: SAM 1; Type: SAM 4.0; Serial: 1076
- Measurement SW: DASY52, Version 52.6 (2); SEMCAD X Version 14.4.4 (2829)


**Configuration/Touch position -/Area Scan (51x81x1):** Measurement grid: dx=15mm, dy=15mm

[Info: Interpolated medium parameters used for SAR evaluation.](#)

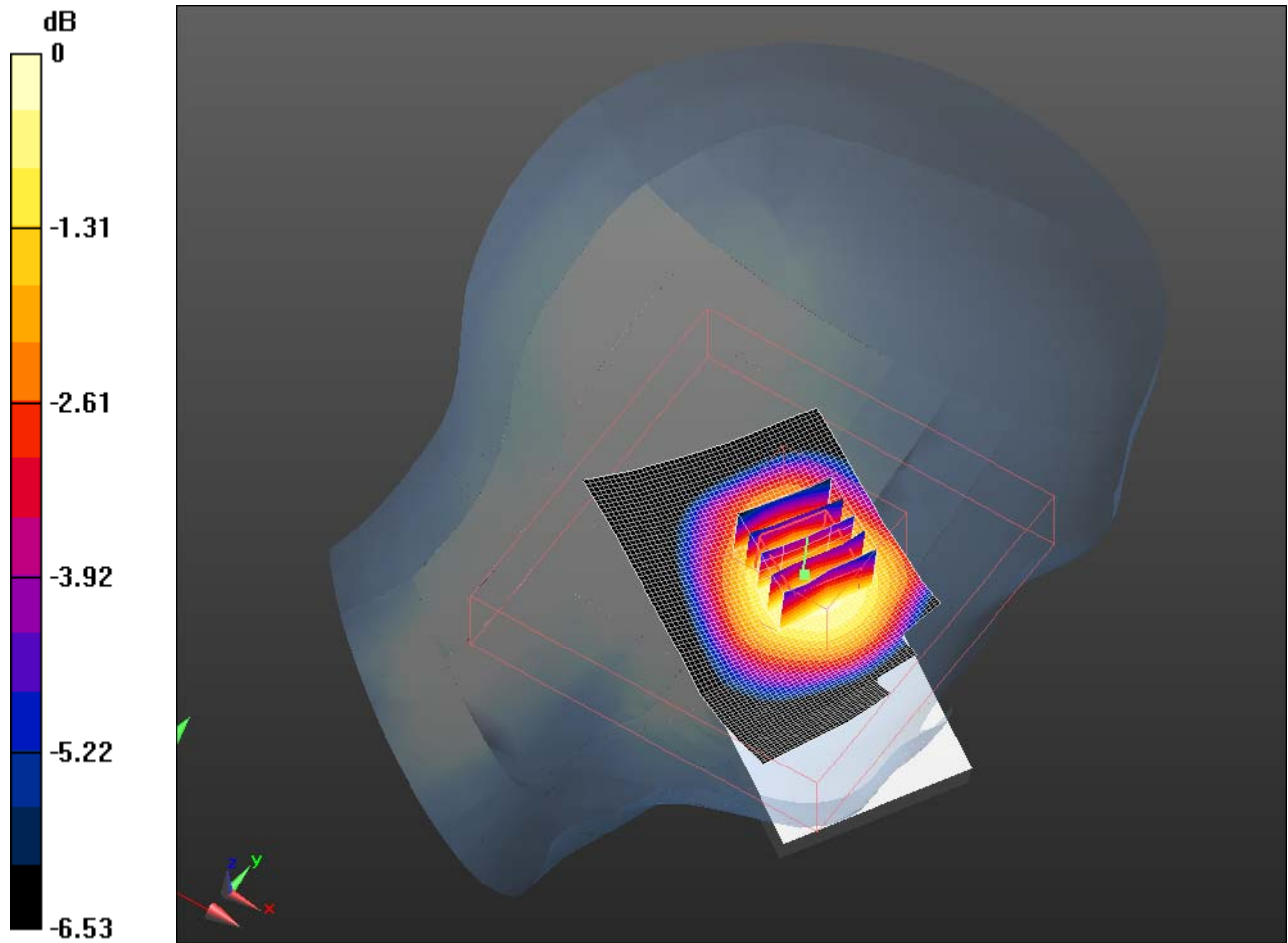
Maximum value of SAR (interpolated) = 0.471 mW/g

**Configuration/Touch position -/Zoom Scan (5x5x7) (5x5x7)/Cube 0:**


Measurement grid: dx=7.5mm, dy=7.5mm, dz=5mm  
Reference Value = 14.681 V/m; Power Drift = -0.03 dB  
Peak SAR (extrapolated) = 0.562 W/kg  
**SAR(1 g) = 0.447 mW/g; SAR(10 g) = 0.334 mW/g**

	Document <b>Appendix B for the BlackBerry® Smartphone Model REC71UW/RED71UW SAR Report</b>			Page <b>29(166)</b>
	Author Data <b>Andrew Becker</b>	Dates of Test <b>June 28 – September 16, 2011</b>	Test Report No <b>RTS-5385-1108-74A</b>	FCC ID: <b>L6AREC70UW</b> <b>L6ARED70UW</b>

Info: Interpolated medium parameters used for SAR evaluation.  
Maximum value of SAR (measured) = 0.474 mW/g



0 dB = 0.470mW/g

	Document <b>Appendix B for the BlackBerry® Smartphone Model REC71UW/RED71UW SAR Report</b>			Page <b>30(166)</b>
	Author Data <b>Andrew Becker</b>	Dates of Test <b>June 28 – September 16, 2011</b>	Test Report No <b>RTS-5385-1108-74A</b>	FCC ID: <b>L6AREC70UW</b> <b>L6ARED70UW</b>

Date/Time: 8/11/2011 11:20:16 PM, Date/Time: 8/11/2011 11:25:20 PM

Test Laboratory: RIM Testing Services

## RightHandSide\_EDGE1900\_low\_chan\_amb\_temp\_23.3\_liq\_temp\_22.5C

**DUT: BlackBerry Smartphone; Type: Sample ; Serial: 27DD7A26**

Communication System: EDGE 1900; Communication System Band: EDGE 1900;  
Frequency: 1850.2 MHz; Communication System PAR: 6.232 dB  
Medium parameters used (interpolated):  $f = 1850.2$  MHz;  $\sigma = 1.317$  mho/m;  $\epsilon_r = 38.56$ ;  $\rho = 1000$  kg/m<sup>3</sup>  
Phantom section: Right Section  
Measurement Standard: DASYS (IEEE/IEC/1528)

DASY5 Configuration:

- Probe: ES3DV3 - SN3225; ConvF(5.26, 5.26, 5.26); Calibrated: 1/13/2011
- Sensor-Surface: 3mm (Mechanical Surface Detection)
- Electronics: DAE3 Sn472; Calibrated: 3/7/2011
- Phantom: SAM 1; Type: SAM 4.0; Serial: 1076
- Measurement SW: DASY52, Version 52.6 (2); SEMCAD X Version 14.4.4 (2829)

**Configuration/Touch position -/Area Scan (51x81x1):** Measurement grid:  
dx=15mm, dy=15mm

[Info: Interpolated medium parameters used for SAR evaluation.](#)


Maximum value of SAR (interpolated) = 1.042 mW/g

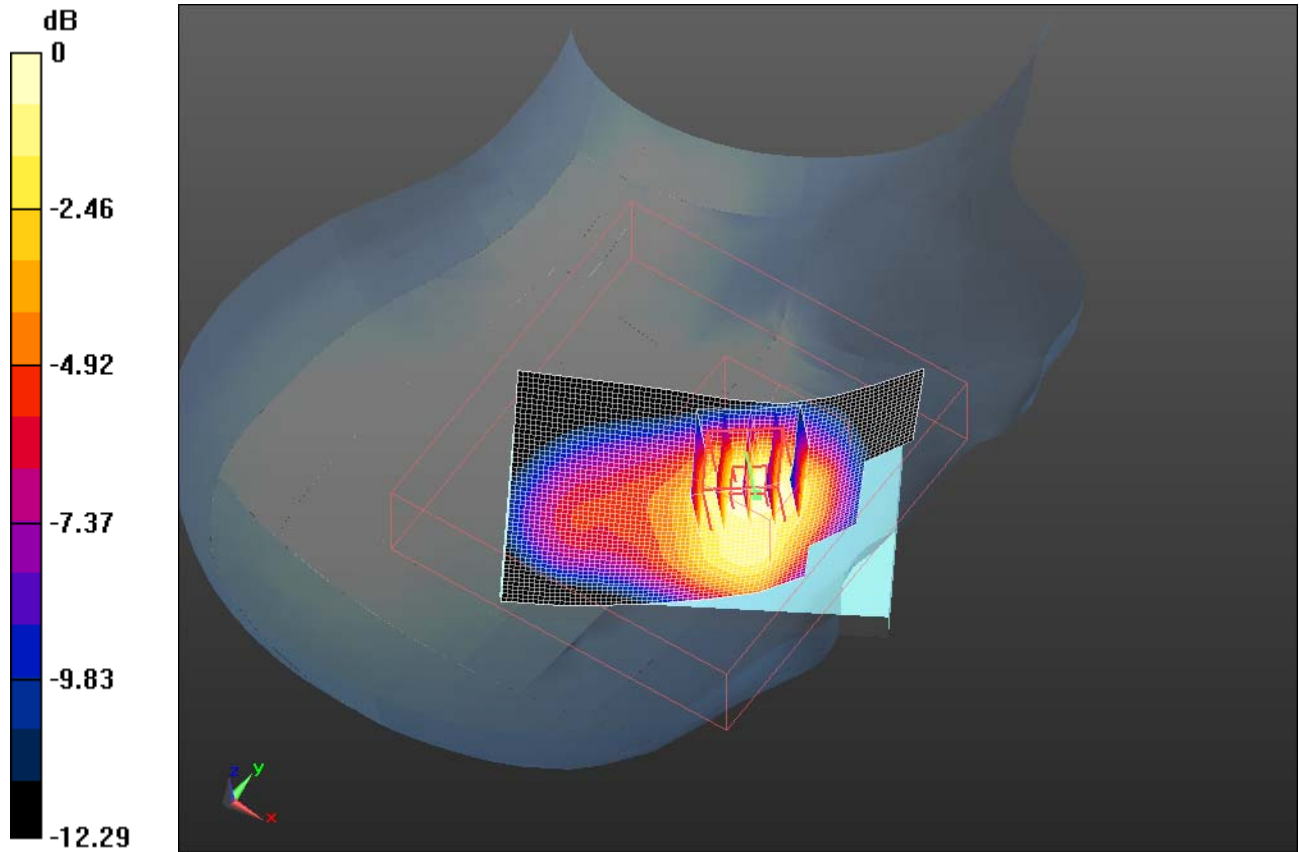
**Configuration/Touch position -/Zoom Scan (5x5x7) (5x5x7)/Cube 0:**

Measurement grid: dx=7.5mm, dy=7.5mm, dz=5mm  
Reference Value = 12.280 V/m; Power Drift = -0.12 dB  
Peak SAR (extrapolated) = 1.195 W/kg  
**SAR(1 g) = 0.865 mW/g; SAR(10 g) = 0.535 mW/g**


[Info: Interpolated medium parameters used for SAR evaluation.](#)

Maximum value of SAR (measured) = 1.002 mW/g

	Document <b>Appendix B for the BlackBerry® Smartphone Model REC71UW/RED71UW SAR Report</b>			Page <b>31(166)</b>
	Author Data <b>Andrew Becker</b>	Dates of Test <b>June 28 – September 16, 2011</b>	Test Report No <b>RTS-5385-1108-74A</b>	FCC ID: <b>L6AREC70UW</b> <b>L6ARED70UW</b>



0 dB = 1.000mW/g

	Document <b>Appendix B for the BlackBerry® Smartphone Model REC71UW/RED71UW SAR Report</b>			Page <b>32(166)</b>
	Author Data <b>Andrew Becker</b>	Dates of Test <b>June 28 – September 16, 2011</b>	Test Report No <b>RTS-5385-1108-74A</b>	FCC ID: <b>L6AREC70UW</b> <b>L6ARED70UW</b>

Date/Time: 8/11/2011 10:33:37 PM, Date/Time: 8/11/2011 10:38:42 PM, Date/Time: 8/11/2011 10:43:36 PM

Test Laboratory: RIM Testing Services

**RightHandSide\_EDGE1900\_mid\_chan\_amb\_temp\_22.4\_liq\_temp\_22.2**

**C**

**DUT: BlackBerry Smartphone; Type: Sample ; Serial: 27DD7A26**

Communication System: EDGE 1900; Communication System Band: EDGE 1900;  
Frequency: 1880 MHz; Communication System PAR: 6.232 dB  
Medium parameters used:  $f = 1880$  MHz;  $\sigma = 1.348$  mho/m;  $\epsilon_r = 38.449$ ;  $\rho = 1000$  kg/m<sup>3</sup>  
Phantom section: Right Section  
Measurement Standard: DASYS (IEEE/IEC/1528)

DASY5 Configuration:

- Probe: ES3DV3 - SN3225; ConvF(5.26, 5.26, 5.26); Calibrated: 1/13/2011
- Sensor-Surface: 3mm (Mechanical Surface Detection)
- Electronics: DAE3 Sn472; Calibrated: 3/7/2011
- Phantom: SAM 1; Type: SAM 4.0; Serial: 1076
- Measurement SW: DASY52, Version 52.6 (2); SEMCAD X Version 14.4.4 (2829)

**Configuration/Touch position -/Area Scan (51x81x1):** Measurement grid:

dx=15mm, dy=15mm

Maximum value of SAR (interpolated) = 1.093 mW/g

**Configuration/Touch position -/Zoom Scan (5x5x7) (5x5x7)/Cube 0:**

Measurement grid: dx=7.5mm, dy=7.5mm, dz=5mm

Reference Value = 13.601 V/m; Power Drift = 0.0098 dB

Peak SAR (extrapolated) = 1.305 W/kg


**SAR(1 g) = 0.930 mW/g; SAR(10 g) = 0.576 mW/g**

Maximum value of SAR (measured) = 1.049 mW/g

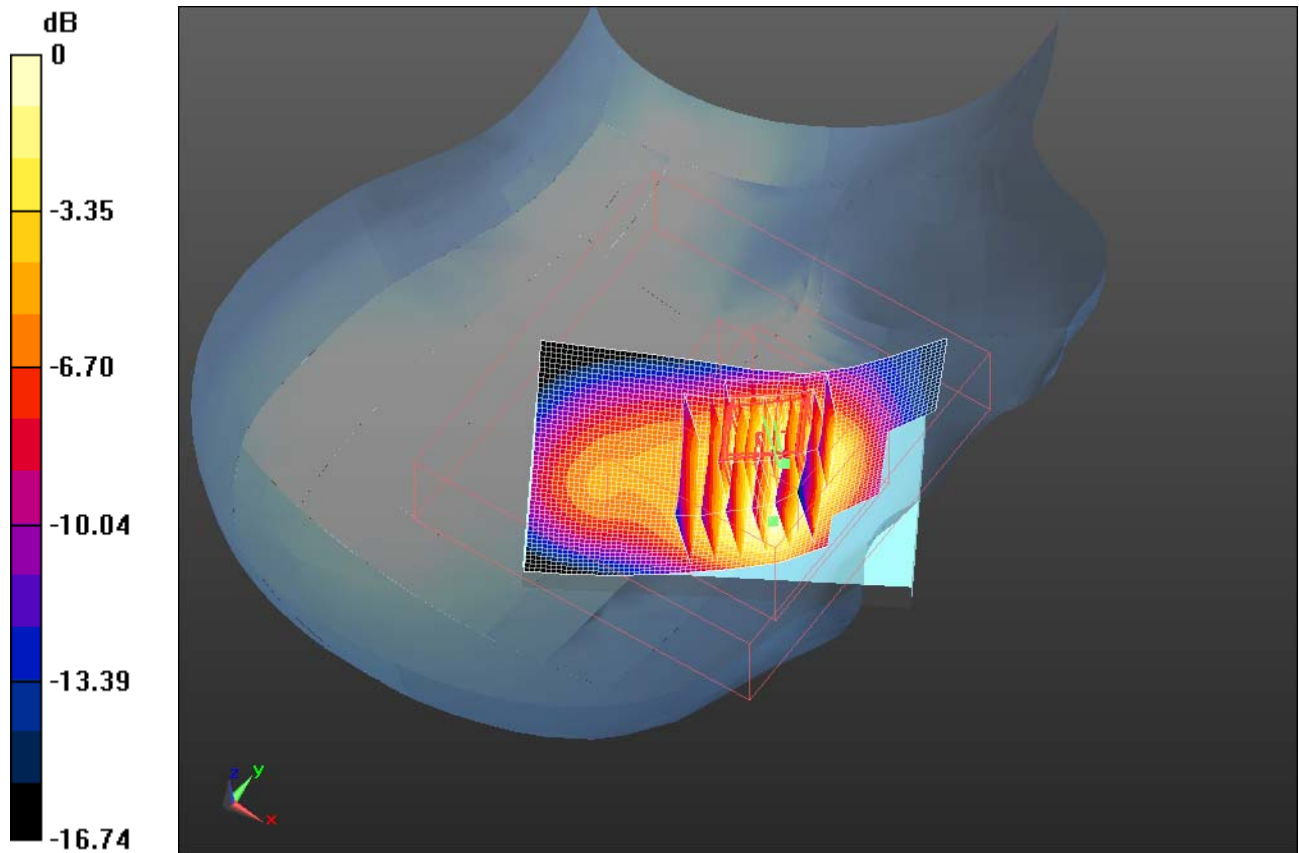
**Configuration/Touch position -/Zoom Scan (5x5x7) 2 (7x6x7)/Cube 0:**

Measurement grid: dx=7.5mm, dy=7.5mm, dz=5mm




	Document <b>Appendix B for the BlackBerry® Smartphone Model REC71UW/RED71UW SAR Report</b>			Page <b>33(166)</b>
	Author Data <b>Andrew Becker</b>	Dates of Test <b>June 28 – September 16, 2011</b>	Test Report No <b>RTS-5385-1108-74A</b>	FCC ID: <b>L6AREC70UW</b> <b>L6ARED70UW</b>

Reference Value = 13.601 V/m; Power Drift = 0.03 dB  
 Peak SAR (extrapolated) = 1.305 W/kg  
**SAR(1 g) = 0.933 mW/g; SAR(10 g) = 0.570 mW/g**  
 Maximum value of SAR (measured) = 1.059 mW/g



0 dB = 1.060mW/g

	Document <b>Appendix B for the BlackBerry® Smartphone Model REC71UW/RED71UW</b> <b>SAR Report</b>			Page <b>34(166)</b>
	Author Data <b>Andrew Becker</b>	Dates of Test <b>June 28 – September 16, 2011</b>	Test Report No <b>RTS-5385-1108-74A</b>	FCC ID: <b>L6AREC70UW</b> <b>L6ARED70UW</b>

Date/Time: 8/11/2011 11:37:42 PM, Date/Time: 8/11/2011 11:42:46 PM

Test Laboratory: RIM Testing Services

**RightHandSide\_EDGE1900\_high\_chan\_amb\_temp\_23.3\_liq\_temp\_22.5**

**C**

**DUT: BlackBerry Smartphone; Type: Sample ; Serial: 27DD7A26**

Communication System: EDGE 1900; Communication System Band: EDGE 1900;  
Frequency: 1909.8 MHz; Communication System PAR: 6.232 dB  
Medium parameters used:  $f = 1910$  MHz;  $\sigma = 1.39$  mho/m;  $\epsilon_r = 38.299$ ;  $\rho = 1000$  kg/m<sup>3</sup>  
Phantom section: Right Section  
Measurement Standard: DASYS (IEEE/IEC/1528)

DASY5 Configuration:

- Probe: ES3DV3 - SN3225; ConvF(5.26, 5.26, 5.26); Calibrated: 1/13/2011
- Sensor-Surface: 3mm (Mechanical Surface Detection)
- Electronics: DAE3 Sn472; Calibrated: 3/7/2011
- Phantom: SAM 1; Type: SAM 4.0; Serial: 1076
- Measurement SW: DASYS2, Version 52.6 (2); SEMCAD X Version 14.4.4 (2829)

**Configuration/Touch position -/Area Scan (51x81x1):** Measurement grid:

dx=15mm, dy=15mm

Maximum value of SAR (interpolated) = 1.336 mW/g

**Configuration/Touch position -/Zoom Scan (5x5x7) (5x5x7)/Cube 0:**


Measurement grid: dx=7.5mm, dy=7.5mm, dz=5mm

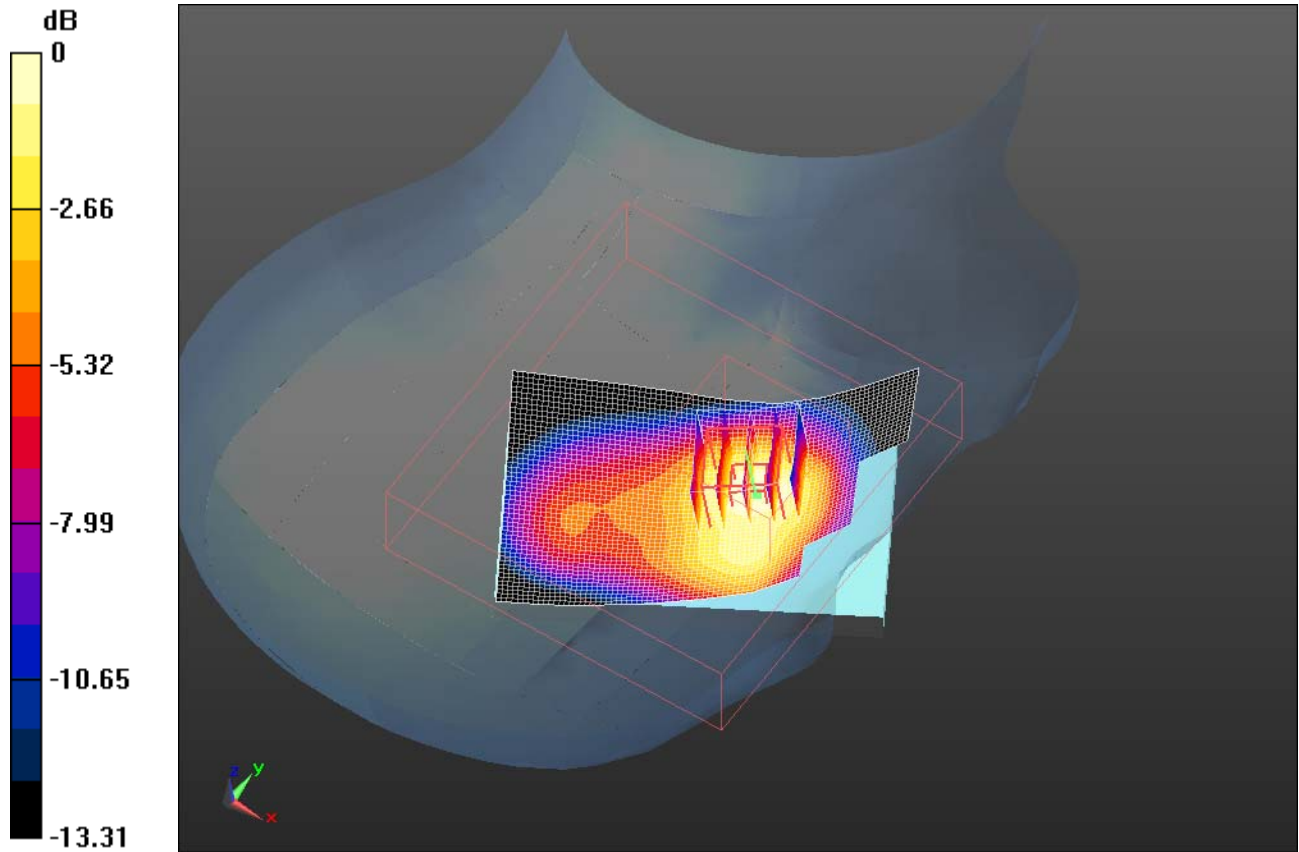
Reference Value = 14.287 V/m; Power Drift = -0.14 dB

Peak SAR (extrapolated) = 1.564 W/kg


**SAR(1 g) = 1.1 mW/g; SAR(10 g) = 0.668 mW/g**

Maximum value of SAR (measured) = 1.271 mW/g

	Document <b>Appendix B for the BlackBerry® Smartphone Model REC71UW/RED71UW SAR Report</b>			Page <b>35(166)</b>
	Author Data <b>Andrew Becker</b>	Dates of Test <b>June 28 – September 16, 2011</b>	Test Report No <b>RTS-5385-1108-74A</b>	FCC ID: <b>L6AREC70UW</b> <b>L6ARED70UW</b>



0 dB = 1.270mW/g

	Document <b>Appendix B for the BlackBerry® Smartphone Model REC71UW/RED71UW SAR Report</b>			Page <b>36(166)</b>
	Author Data <b>Andrew Becker</b>	Dates of Test <b>June 28 – September 16, 2011</b>	Test Report No <b>RTS-5385-1108-74A</b>	FCC ID: <b>L6AREC70UW</b> <b>L6ARED70UW</b>

Date/Time: 8/11/2011 11:54:40 PM, Date/Time: 8/11/2011 11:59:45 PM

Test Laboratory: RIM Testing Services

## RightHandSide\_Tilt\_EDGE1900\_mid\_chan\_amb\_temp\_22.3\_liq\_temp\_2

### 2.2C

**DUT: BlackBerry Smartphone; Type: Sample ; Serial: 27DD7A26**

Communication System: EDGE 1900; Communication System Band: EDGE 1900;  
Frequency: 1880 MHz; Communication System PAR: 6.232 dB  
Medium parameters used:  $f = 1880$  MHz;  $\sigma = 1.348$  mho/m;  $\epsilon_r = 38.449$ ;  $\rho = 1000$  kg/m<sup>3</sup>  
Phantom section: Right Section  
Measurement Standard: DASYS (IEEE/IEC/1528)

DASY5 Configuration:

- Probe: ES3DV3 - SN3225; ConvF(5.26, 5.26, 5.26); Calibrated: 1/13/2011
- Sensor-Surface: 3mm (Mechanical Surface Detection)
- Electronics: DAE3 Sn472; Calibrated: 3/7/2011
- Phantom: SAM 1; Type: SAM 4.0; Serial: 1076
- Measurement SW: DASYS2, Version 52.6 (2); SEMCAD X Version 14.4.4 (2829)

**Configuration/Touch position -/Area Scan (51x81x1):** Measurement grid:

dx=15mm, dy=15mm

Maximum value of SAR (interpolated) = 0.444 mW/g

**Configuration/Touch position -/Zoom Scan (5x5x7) (5x5x7)/Cube 0:**


Measurement grid: dx=7.5mm, dy=7.5mm, dz=5mm

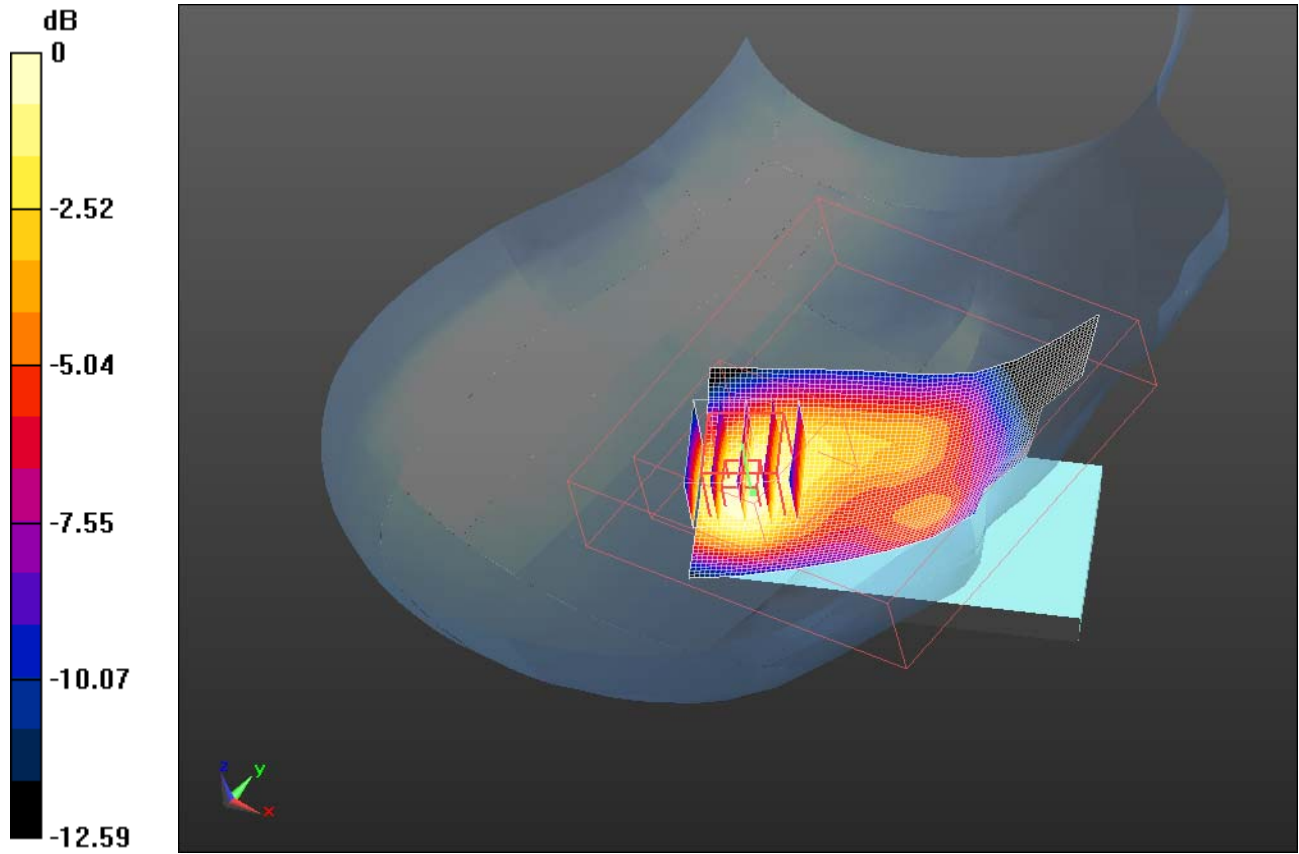
Reference Value = 18.252 V/m; Power Drift = 0.0036 dB

Peak SAR (extrapolated) = 0.578 W/kg


**SAR(1 g) = 0.373 mW/g; SAR(10 g) = 0.226 mW/g**

Maximum value of SAR (measured) = 0.436 mW/g

	Document <b>Appendix B for the BlackBerry® Smartphone Model REC71UW/RED71UW SAR Report</b>			Page <b>37(166)</b>
	Author Data <b>Andrew Becker</b>	Dates of Test <b>June 28 – September 16, 2011</b>	Test Report No <b>RTS-5385-1108-74A</b>	FCC ID: <b>L6AREC70UW</b> <b>L6ARED70UW</b>



0 dB = 0.440mW/g

	Document <b>Appendix B for the BlackBerry® Smartphone Model REC71UW/RED71UW SAR Report</b>			Page <b>38(166)</b>
	Author Data <b>Andrew Becker</b>	Dates of Test <b>June 28 – September 16, 2011</b>	Test Report No <b>RTS-5385-1108-74A</b>	FCC ID: <b>L6AREC70UW</b> <b>L6ARED70UW</b>

Date/Time: 9/13/2011 8:10:33 PM

Test Laboratory: RIM Testing Services

**Volume\_Scan\_RightHandSide\_EDGE1900\_high\_chan\_amb\_temp\_23.2  
\_liq\_temp\_22.8C**

**DUT: BlackBerry Smartphone; Type: Sample ; Serial: 2846CB6A**

Communication System: EDGE 1900; Communication System Band: EDGE 1900;  
Frequency: 1909.8 MHz; Communication System PAR: 6.232 dB  
Medium parameters used:  $f = 1910$  MHz;  $\sigma = 1.398$  mho/m;  $\epsilon_r = 39$ ;  $\rho = 1000$  kg/m<sup>3</sup>  
Phantom section: Right Section  
Measurement Standard: DASYS (IEEE/IEC/1528)

DASY5 Configuration:

- Probe: ES3DV3 - SN3225; ConvF(5.26, 5.26, 5.26); Calibrated: 1/13/2011
- Sensor-Surface: 3mm (Mechanical Surface Detection)
- Electronics: DAE3 Sn472; Calibrated: 3/7/2011
- Phantom: SAM 1; Type: SAM 4.0; Serial: 1076
- Measurement SW: DASY52, Version 52.6 (2); SEMCAD X Version 14.4.4 (2829)

**Configuration/Touch position - Volume Scan/Volume Scan**


**(13x15x7)/Cube 0:** Measurement grid: dx=7.5mm, dy=7.5mm, dz=5mm

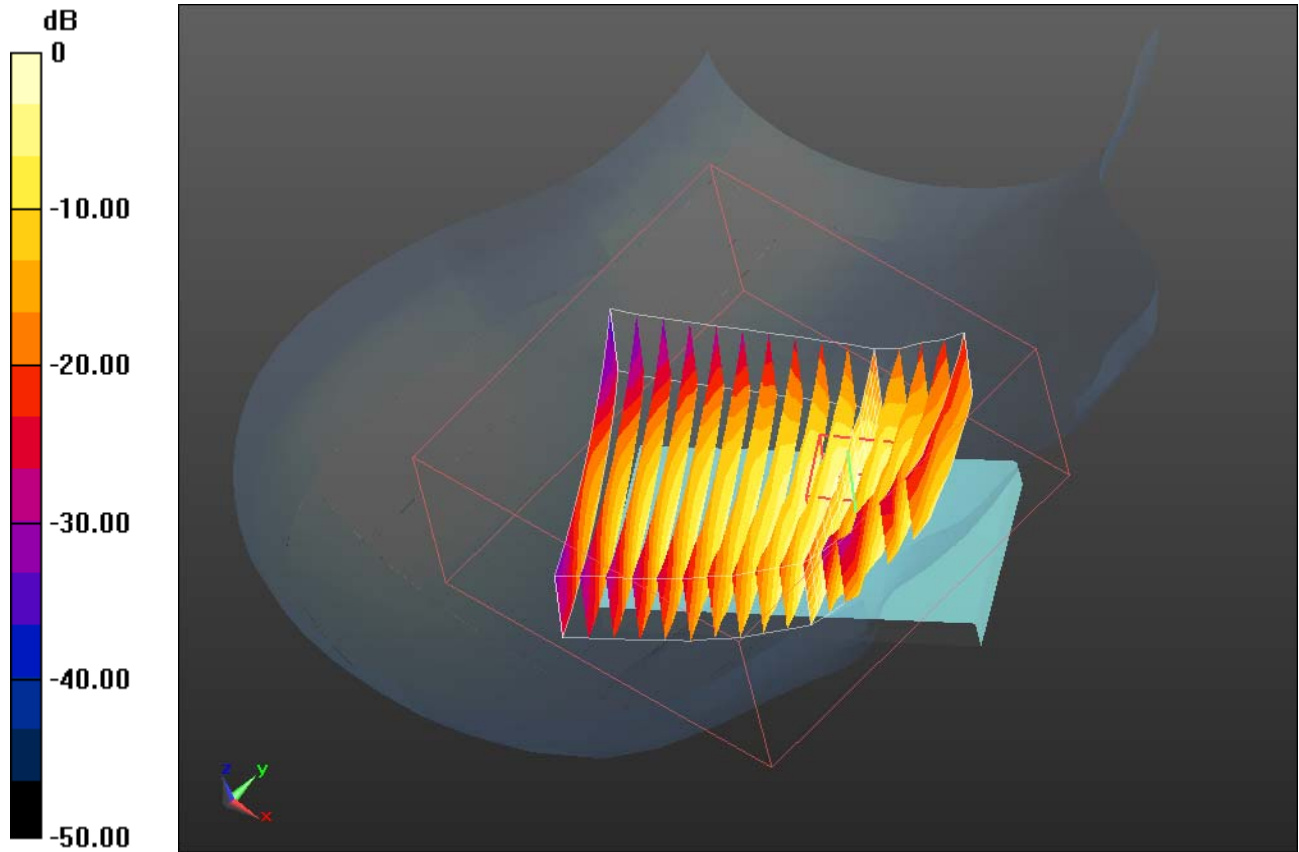
Reference Value = 14.846 V/m; Power Drift = 0.0046 dB

Peak SAR (extrapolated) = 1.483 W/kg


**SAR(1 g) = 1.03 mW/g; SAR(10 g) = 0.625 mW/g**

Maximum value of SAR (measured) = 1.177 mW/g

	Document <b>Appendix B for the BlackBerry® Smartphone Model REC71UW/RED71UW SAR Report</b>			Page <b>39(166)</b>
	Author Data <b>Andrew Becker</b>	Dates of Test <b>June 28 – September 16, 2011</b>	Test Report No <b>RTS-5385-1108-74A</b>	FCC ID: <b>L6AREC70UW</b> <b>L6ARED70UW</b>



0 dB = 1.180mW/g

	Document <b>Appendix B for the BlackBerry® Smartphone Model REC71UW/RED71UW SAR Report</b>			Page <b>40(166)</b>
	Author Data <b>Andrew Becker</b>	Dates of Test <b>June 28 – September 16, 2011</b>	Test Report No <b>RTS-5385-1108-74A</b>	FCC ID: <b>L6AREC70UW</b> <b>L6ARED70UW</b>

Date/Time: 8/11/2011 9:32:47 PM, Date/Time: 8/11/2011 9:37:56 PM

Test Laboratory: RIM Testing Services

## LeftHandSide\_EDGE1900\_low\_chan\_amb\_temp\_22.6\_liq\_temp\_22.4C

**DUT: BlackBerry Smartphone; Type: Sample; Serial: 27DD7A26**

Communication System: EDGE 1900; Communication System Band: EDGE 1900;  
Frequency: 1850.2 MHz; Communication System PAR: 6.232 dB  
Medium parameters used (interpolated):  $f = 1850.2$  MHz;  $\sigma = 1.317$  mho/m;  $\epsilon_r = 38.56$ ;  $\rho = 1000$  kg/m<sup>3</sup>  
Phantom section: Left Section  
Measurement Standard: DASYS (IEEE/IEC/1528)

DASY5 Configuration:

- Probe: ES3DV3 - SN3225; ConvF(5.26, 5.26, 5.26); Calibrated: 1/13/2011
- Sensor-Surface: 3mm (Mechanical Surface Detection)
- Electronics: DAE3 Sn472; Calibrated: 3/7/2011
- Phantom: SAM 1; Type: SAM 4.0; Serial: 1076
- Measurement SW: DASY52, Version 52.6 (2); SEMCAD X Version 14.4.4 (2829)

**Configuration/Touch position -/Area Scan (51x81x1):** Measurement grid:  
dx=15mm, dy=15mm

[Info: Interpolated medium parameters used for SAR evaluation.](#)

Maximum value of SAR (interpolated) = 1.180 mW/g


**Configuration/Touch position -/Zoom Scan (5x5x7) (5x5x7)/Cube 0:**


Measurement grid: dx=7.5mm, dy=7.5mm, dz=5mm  
Reference Value = 10.046 V/m; Power Drift = -0.02 dB  
Peak SAR (extrapolated) = 1.618 W/kg  
**SAR(1 g) = 0.967 mW/g; SAR(10 g) = 0.535 mW/g**

[Info: Interpolated medium parameters used for SAR evaluation.](#)


Maximum value of SAR (measured) = 1.193 mW/g



	Document <b>Appendix B for the BlackBerry® Smartphone Model REC71UW/RED71UW SAR Report</b>			Page <b>41(166)</b>
	Author Data <b>Andrew Becker</b>	Dates of Test <b>June 28 – September 16, 2011</b>	Test Report No <b>RTS-5385-1108-74A</b>	FCC ID: <b>L6AREC70UW</b> <b>L6ARED70UW</b>



0 dB = 1.190mW/g

	Document <b>Appendix B for the BlackBerry® Smartphone Model REC71UW/RED71UW SAR Report</b>			Page <b>42(166)</b>
	Author Data <b>Andrew Becker</b>	Dates of Test <b>June 28 – September 16, 2011</b>	Test Report No <b>RTS-5385-1108-74A</b>	FCC ID: <b>L6AREC70UW</b> <b>L6ARED70UW</b>

Date/Time: 8/11/2011 9:11:08 PM, Date/Time: 8/11/2011 9:16:15 PM

Test Laboratory: RIM Testing Services

## LeftHandSide\_EDGE1900\_mid\_chan\_amb\_temp\_22.9\_liq\_temp\_22.8C

**DUT: BlackBerry Smartphone; Type: Sample; Serial: 27DD7A26**


Communication System: EDGE 1900; Communication System Band: EDGE 1900;  
Frequency: 1880 MHz; Communication System PAR: 6.232 dB  
Medium parameters used:  $f = 1880$  MHz;  $\sigma = 1.348$  mho/m;  $\epsilon_r = 38.449$ ;  $\rho = 1000$  kg/m<sup>3</sup>  
Phantom section: Left Section  
Measurement Standard: DASYS (IEEE/IEC/1528)

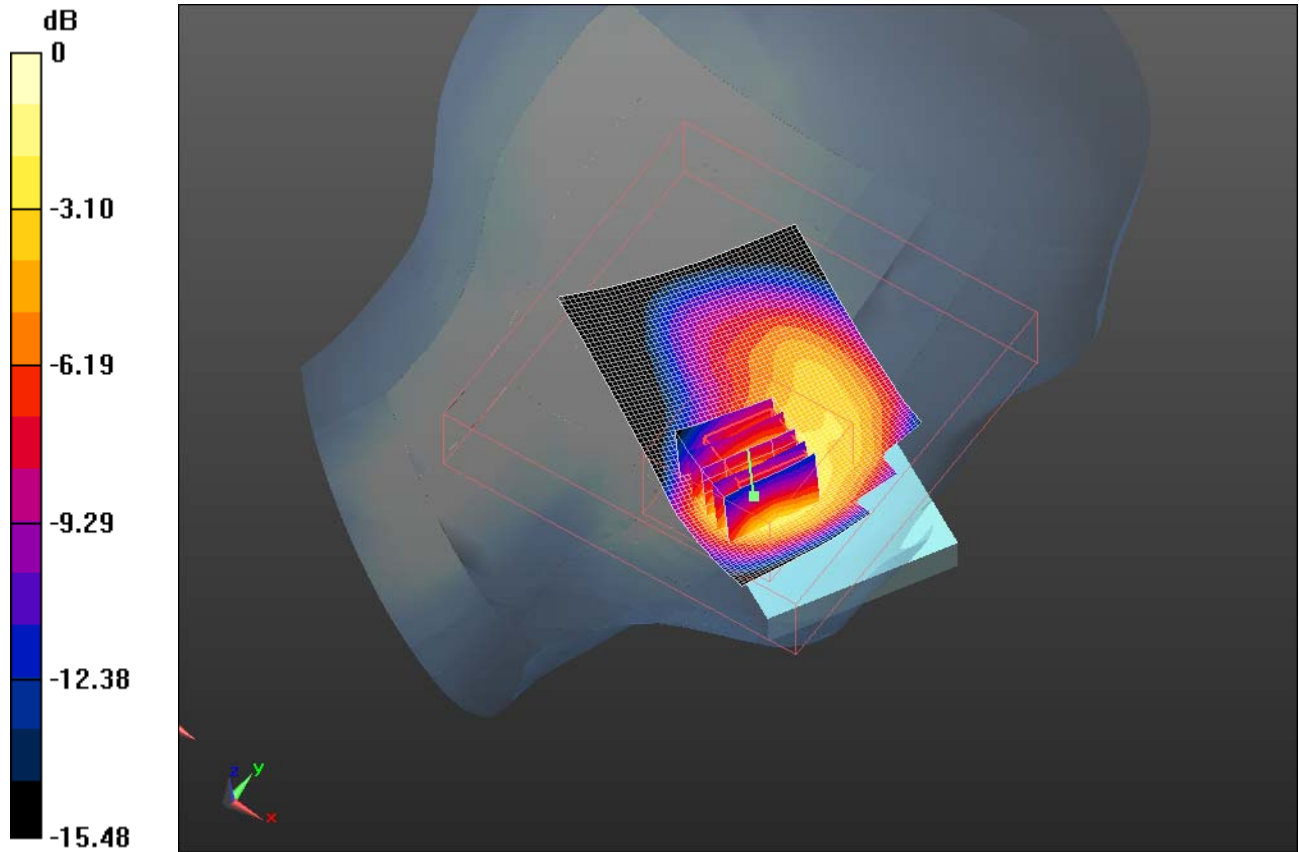
DASY5 Configuration:

- Probe: ES3DV3 - SN3225; ConvF(5.26, 5.26, 5.26); Calibrated: 1/13/2011
- Sensor-Surface: 3mm (Mechanical Surface Detection)
- Electronics: DAE3 Sn472; Calibrated: 3/7/2011
- Phantom: SAM 1; Type: SAM 4.0; Serial: 1076
- Measurement SW: DASY52, Version 52.6 (2); SEMCAD X Version 14.4.4 (2829)


**Configuration/Touch position -/Area Scan (51x81x1):** Measurement grid:  
dx=15mm, dy=15mm  
Maximum value of SAR (interpolated) = 1.458 mW/g

**Configuration/Touch position -/Zoom Scan (5x5x7) (5x5x7)/Cube 0:**  
Measurement grid: dx=7.5mm, dy=7.5mm, dz=5mm  
Reference Value = 11.442 V/m; Power Drift = -0.01 dB  
Peak SAR (extrapolated) = 2.023 W/kg  
**SAR(1 g) = 1.19 mW/g; SAR(10 g) = 0.655 mW/g**  
Maximum value of SAR (measured) = 1.473 mW/g

	Document <b>Appendix B for the BlackBerry® Smartphone Model REC71UW/RED71UW SAR Report</b>			Page <b>43(166)</b>
	Author Data <b>Andrew Becker</b>	Dates of Test <b>June 28 – September 16, 2011</b>	Test Report No <b>RTS-5385-1108-74A</b>	FCC ID: <b>L6AREC70UW</b> <b>L6ARED70UW</b>



0 dB = 1.470mW/g

	Document <b>Appendix B for the BlackBerry® Smartphone Model REC71UW/RED71UW SAR Report</b>			Page <b>44(166)</b>
	Author Data <b>Andrew Becker</b>	Dates of Test <b>June 28 – September 16, 2011</b>	Test Report No <b>RTS-5385-1108-74A</b>	FCC ID: <b>L6AREC70UW</b> <b>L6ARED70UW</b>

Date/Time: 8/11/2011 9:49:00 PM, Date/Time: 8/11/2011 9:54:08 PM

Test Laboratory: RIM Testing Services

## LeftHandSide\_EDGE1900\_high\_chan\_amb\_temp\_22.4\_liq\_temp\_22.3C

**DUT: BlackBerry Smartphone; Type: Sample; Serial: 27DD7A26**


Communication System: EDGE 1900; Communication System Band: EDGE 1900;  
Frequency: 1909.8 MHz; Communication System PAR: 6.232 dB  
Medium parameters used:  $f = 1910$  MHz;  $\sigma = 1.39$  mho/m;  $\epsilon_r = 38.299$ ;  $\rho = 1000$  kg/m<sup>3</sup>  
Phantom section: Left Section  
Measurement Standard: DASYS (IEEE/IEC/1528)

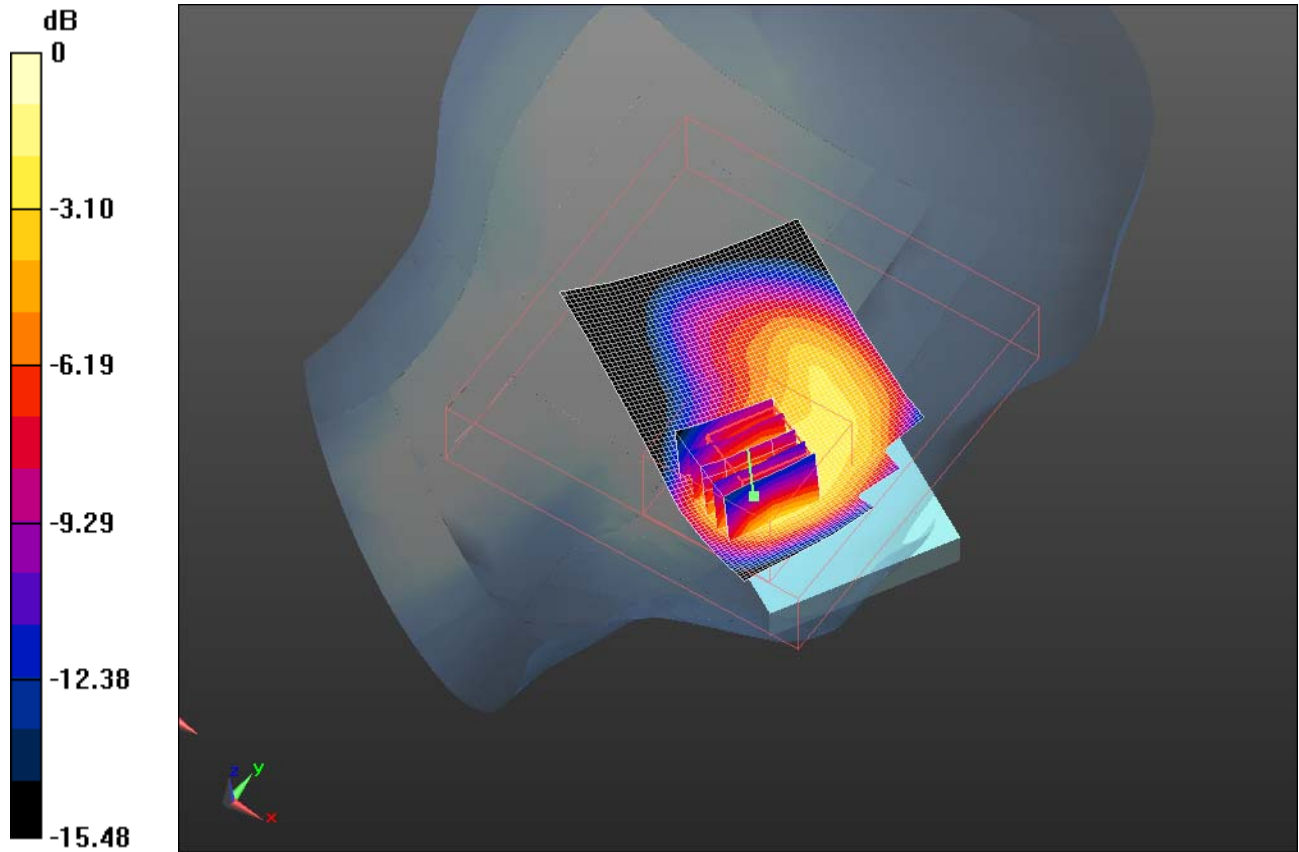
DASY5 Configuration:

- Probe: ES3DV3 - SN3225; ConvF(5.26, 5.26, 5.26); Calibrated: 1/13/2011
- Sensor-Surface: 3mm (Mechanical Surface Detection)
- Electronics: DAE3 Sn472; Calibrated: 3/7/2011
- Phantom: SAM 1; Type: SAM 4.0; Serial: 1076
- Measurement SW: DASY52, Version 52.6 (2); SEMCAD X Version 14.4.4 (2829)


**Configuration/Touch position -/Area Scan (51x81x1):** Measurement grid:  
dx=15mm, dy=15mm  
Maximum value of SAR (interpolated) = 1.625 mW/g

**Configuration/Touch position -/Zoom Scan (5x5x7) (5x5x7)/Cube 0:**  
Measurement grid: dx=7.5mm, dy=7.5mm, dz=5mm  
Reference Value = 12.162 V/m; Power Drift = -0.06 dB  
Peak SAR (extrapolated) = 2.264 W/kg  
**SAR(1 g) = 1.33 mW/g; SAR(10 g) = 0.732 mW/g**  
Maximum value of SAR (measured) = 1.626 mW/g

	Document <b>Appendix B for the BlackBerry® Smartphone Model REC71UW/RED71UW SAR Report</b>			Page <b>45(166)</b>
	Author Data <b>Andrew Becker</b>	Dates of Test <b>June 28 – September 16, 2011</b>	Test Report No <b>RTS-5385-1108-74A</b>	FCC ID: <b>L6AREC70UW</b> <b>L6ARED70UW</b>



0 dB = 1.630mW/g

	Document <b>Appendix B for the BlackBerry® Smartphone Model REC71UW/RED71UW SAR Report</b>			Page <b>46(166)</b>
	Author Data <b>Andrew Becker</b>	Dates of Test <b>June 28 – September 16, 2011</b>	Test Report No <b>RTS-5385-1108-74A</b>	FCC ID: <b>L6AREC70UW</b> <b>L6ARED70UW</b>

Date/Time: 8/11/2011 10:10:39 PM, Date/Time: 8/11/2011 10:15:46 PM

Test Laboratory: RIM Testing Services

**LeftHandSide\_Tilt\_EDGE1900\_mid\_chan\_amb\_temp\_23.8\_liq\_temp\_22.**

**6C**

**DUT: BlackBerry Smartphone; Type: Sample; Serial: 27DD7A26**

Communication System: EDGE 1900; Communication System Band: EDGE 1900;  
Frequency: 1880 MHz; Communication System PAR: 6.232 dB  
Medium parameters used:  $f = 1880$  MHz;  $\sigma = 1.348$  mho/m;  $\epsilon_r = 38.449$ ;  $\rho = 1000$  kg/m<sup>3</sup>  
Phantom section: Left Section  
Measurement Standard: DASYS (IEEE/IEC/1528)

DASY5 Configuration:

- Probe: ES3DV3 - SN3225; ConvF(5.26, 5.26, 5.26); Calibrated: 1/13/2011
- Sensor-Surface: 3mm (Mechanical Surface Detection)
- Electronics: DAE3 Sn472; Calibrated: 3/7/2011
- Phantom: SAM 1; Type: SAM 4.0; Serial: 1076
- Measurement SW: DASY52, Version 52.6 (2); SEMCAD X Version 14.4.4 (2829)

**Configuration/Touch position -/Area Scan (51x81x1):** Measurement grid:

dx=15mm, dy=15mm

Maximum value of SAR (interpolated) = 0.467 mW/g

**Configuration/Touch position -/Zoom Scan (5x5x7) (5x5x7)/Cube 0:**


Measurement grid: dx=7.5mm, dy=7.5mm, dz=5mm

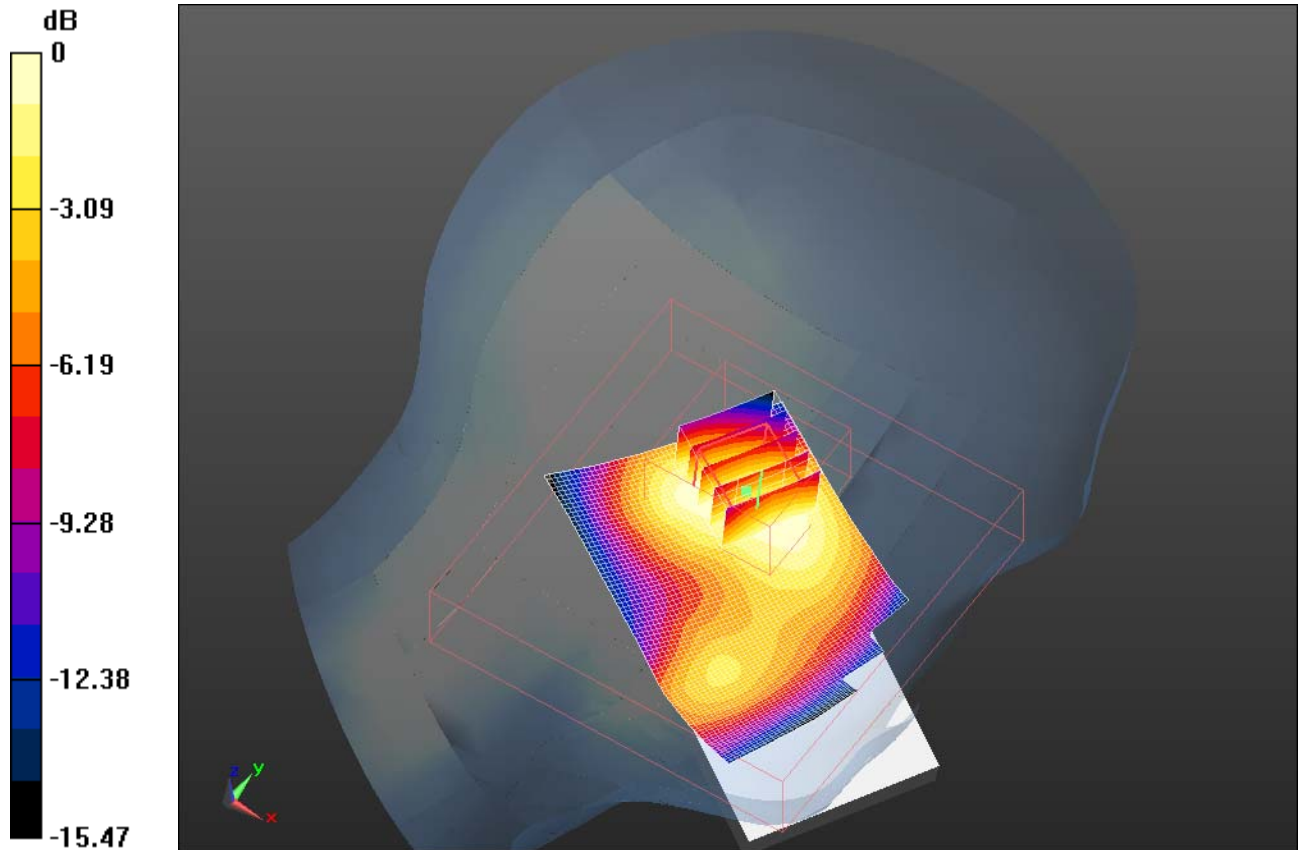
Reference Value = 17.522 V/m; Power Drift = 0.0018 dB

Peak SAR (extrapolated) = 0.566 W/kg


**SAR(1 g) = 0.375 mW/g; SAR(10 g) = 0.240 mW/g**

Maximum value of SAR (measured) = 0.427 mW/g

	Document <b>Appendix B for the BlackBerry® Smartphone Model REC71UW/RED71UW SAR Report</b>			Page <b>47(166)</b>
	Author Data <b>Andrew Becker</b>	Dates of Test <b>June 28 – September 16, 2011</b>	Test Report No <b>RTS-5385-1108-74A</b>	FCC ID: <b>L6AREC70UW</b> <b>L6ARED70UW</b>



0 dB = 0.430mW/g

	Document <b>Appendix B for the BlackBerry® Smartphone Model REC71UW/RED71UW SAR Report</b>			Page <b>48(166)</b>
	Author Data <b>Andrew Becker</b>	Dates of Test <b>June 28 – September 16, 2011</b>	Test Report No <b>RTS-5385-1108-74A</b>	FCC ID: <b>L6AREC70UW</b> <b>L6ARED70UW</b>

Date/Time: 8/12/2011 12:43:28 AM, Date/Time: 8/12/2011 12:48:37 AM

Test Laboratory: RIM Testing Services

## LeftHandSide\_GSM1900\_high\_chan\_amb\_temp\_22.5\_liq\_temp\_22.3C

**DUT: BlackBerry Smartphone; Type: Sample; Serial: 27DD7A26**

Communication System: GSM 1900; Communication System Band: GSM 1900;  
Frequency: 1909.8 MHz; Communication System PAR: 9.191 dB  
Medium parameters used:  $f = 1910$  MHz;  $\sigma = 1.39$  mho/m;  $\epsilon_r = 38.299$ ;  $\rho = 1000$  kg/m<sup>3</sup>  
Phantom section: Left Section  
Measurement Standard: DASYS (IEEE/IEC/1528)


DASY5 Configuration:

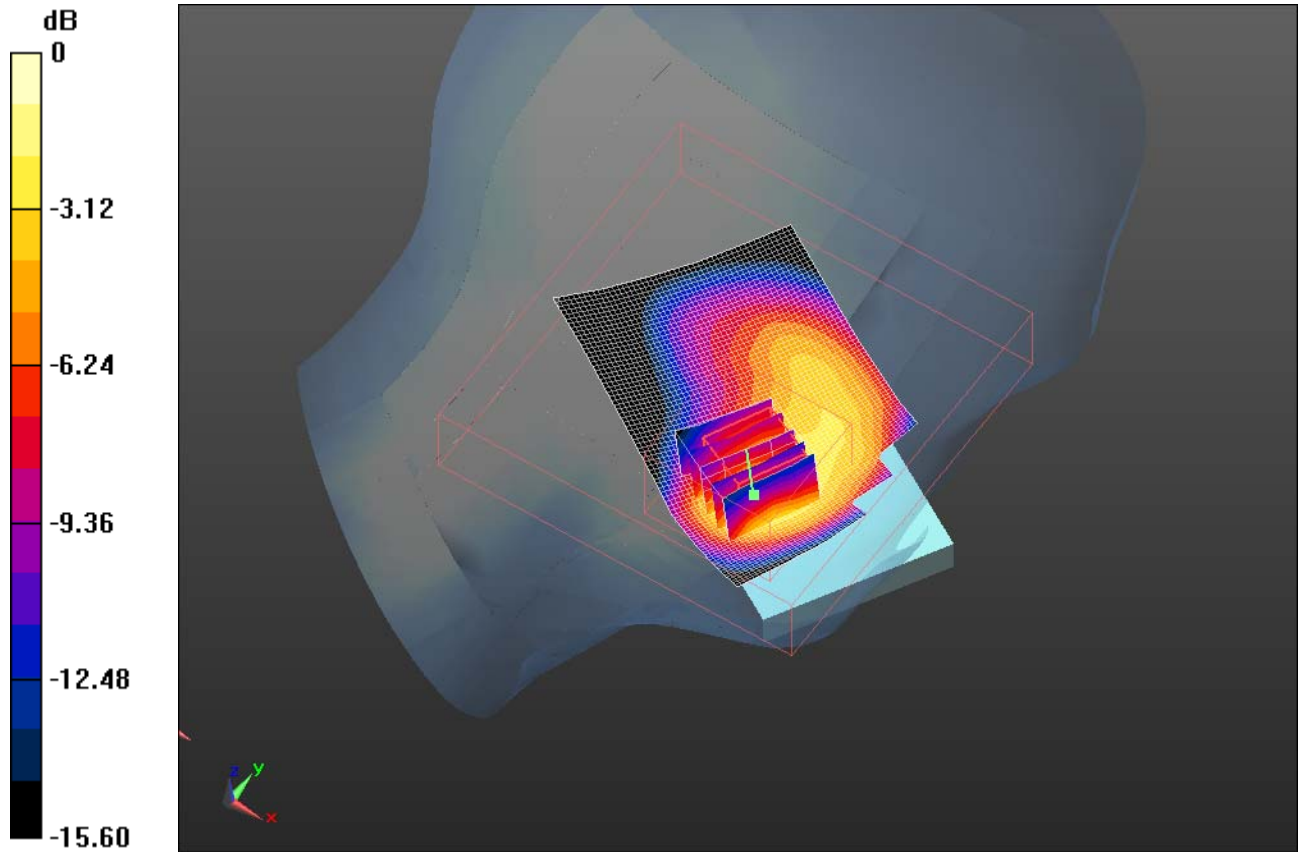
- Probe: ES3DV3 - SN3225; ConvF(5.26, 5.26, 5.26); Calibrated: 1/13/2011
- Sensor-Surface: 3mm (Mechanical Surface Detection)
- Electronics: DAE3 Sn472; Calibrated: 3/7/2011
- Phantom: SAM 1; Type: SAM 4.0; Serial: 1076
- Measurement SW: DASY52, Version 52.6 (2); SEMCAD X Version 14.4.4 (2829)

**Configuration/Touch position -/Area Scan (51x81x1):** Measurement grid:  
dx=15mm, dy=15mm  
Maximum value of SAR (interpolated) = 1.508 mW/g


**Configuration/Touch position -/Zoom Scan (5x5x7) (5x5x7)/Cube 0:**  
Measurement grid: dx=7.5mm, dy=7.5mm, dz=5mm  
Reference Value = 11.793 V/m; Power Drift = -0.02 dB  
Peak SAR (extrapolated) = 2.163 W/kg  
**SAR(1 g) = 1.25 mW/g; SAR(10 g) = 0.680 mW/g**  
Maximum value of SAR (measured) = 1.566 mW/g



	Document <b>Appendix B for the BlackBerry® Smartphone Model REC71UW/RED71UW SAR Report</b>			Page <b>49(166)</b>
	Author Data <b>Andrew Becker</b>	Dates of Test <b>June 28 – September 16, 2011</b>	Test Report No <b>RTS-5385-1108-74A</b>	FCC ID: <b>L6AREC70UW</b> <b>L6ARED70UW</b>



0 dB = 1.570mW/g

	Document <b>Appendix B for the BlackBerry® Smartphone Model REC71UW/RED71UW</b> <b>SAR Report</b>			Page <b>50(166)</b>
	Author Data <b>Andrew Becker</b>	Dates of Test <b>June 28 – September 16, 2011</b>	Test Report No <b>RTS-5385-1108-74A</b>	FCC ID: <b>L6AREC70UW</b> <b>L6ARED70UW</b>

Date/Time: 9/13/2011 9:43:51 PM

Test Laboratory: RIM Testing Services

**Volume\_Scan\_LeftHandSide\_EDGE1900\_high\_chan\_amb\_temp\_23.5\_li  
q\_temp\_23.1C**

**DUT: BlackBerry Smartphone; Type: Sample; Serial: 2846CB6A**

Communication System: EDGE 1900; Communication System Band: EDGE 1900;  
Frequency: 1909.8 MHz; Communication System PAR: 6.232 dB  
Medium parameters used:  $f = 1910$  MHz;  $\sigma = 1.398$  mho/m;  $\epsilon_r = 39$ ;  $\rho = 1000$  kg/m<sup>3</sup>  
Phantom section: Left Section  
Measurement Standard: DASYS (IEEE/IEC/1528)

DASY5 Configuration:

- Probe: ES3DV3 - SN3225; ConvF(5.26, 5.26, 5.26); Calibrated: 1/13/2011
- Sensor-Surface: 3mm (Mechanical Surface Detection)
- Electronics: DAE3 Sn472; Calibrated: 3/7/2011
- Phantom: SAM 1; Type: SAM 4.0; Serial: 1076
- Measurement SW: DASY52, Version 52.6 (2); SEMCAD X Version 14.4.4 (2829)

**Configuration/Touch position - Volume Scan/Volume Scan**


**(13x15x7)/Cube 0:** Measurement grid:  $dx=7.5$ mm,  $dy=7.5$ mm,  $dz=5$ mm

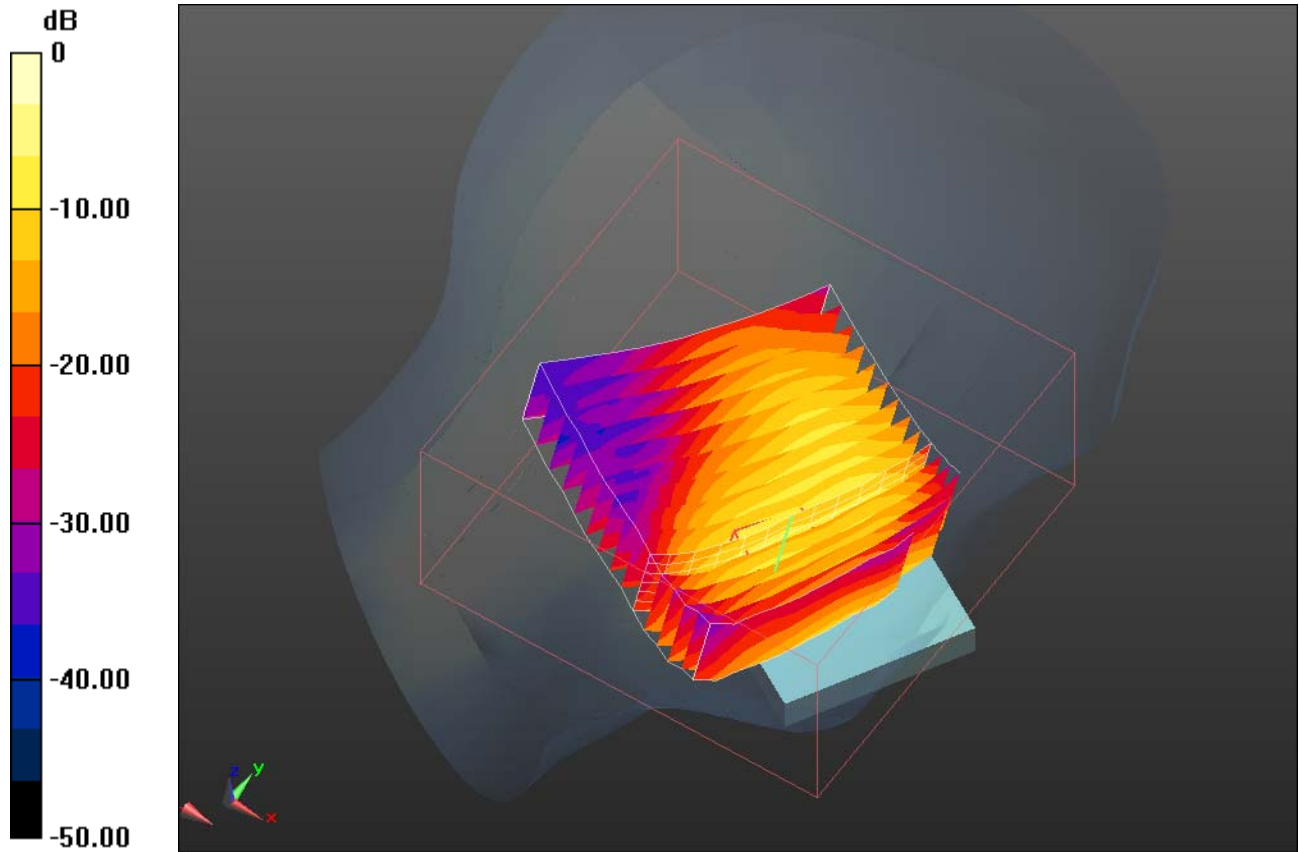
Reference Value = 11.149 V/m; Power Drift = -0.13 dB

Peak SAR (extrapolated) = 2.140 W/kg


**SAR(1 g) = 1.27 mW/g; SAR(10 g) = 0.677 mW/g**

Maximum value of SAR (measured) = 1.472 mW/g

	Document <b>Appendix B for the BlackBerry® Smartphone Model REC71UW/RED71UW SAR Report</b>			Page <b>51(166)</b>
	Author Data <b>Andrew Becker</b>	Dates of Test <b>June 28 – September 16, 2011</b>	Test Report No <b>RTS-5385-1108-74A</b>	FCC ID: <b>L6AREC70UW</b> <b>L6ARED70UW</b>



0 dB = 1.470mW/g

	Document <b>Appendix B for the BlackBerry® Smartphone Model REC71UW/RED71UW SAR Report</b>			Page <b>52(166)</b>
	Author Data <b>Andrew Becker</b>	Dates of Test <b>June 28 – September 16, 2011</b>	Test Report No <b>RTS-5385-1108-74A</b>	FCC ID: <b>L6AREC70UW</b> <b>L6ARED70UW</b>

Date/Time: 9/13/2011 7:40:03 PM, Date/Time: 9/13/2011 7:45:06 PM, Date/Time: 9/13/2011 7:51:12 PM

Test Laboratory: RIM Testing Services

**RightHandSide\_EDGE1900\_high\_chan\_amb\_temp\_23.2\_liq\_temp\_22.8**

**C**

**DUT: BlackBerry Smartphone; Type: Sample ; Serial: 2846CB6A**

Communication System: EDGE 1900; Communication System Band: EDGE 1900;  
Frequency: 1909.8 MHz; Communication System PAR: 6.232 dB  
Medium parameters used:  $f = 1910$  MHz;  $\sigma = 1.398$  mho/m;  $\epsilon_r = 39$ ;  $\rho = 1000$  kg/m<sup>3</sup>  
Phantom section: Right Section  
Measurement Standard: DASYS (IEEE/IEC/1528)


DASY5 Configuration:

- Probe: ES3DV3 - SN3225; ConvF(5.26, 5.26, 5.26); Calibrated: 1/13/2011
- Sensor-Surface: 3mm (Mechanical Surface Detection)
- Electronics: DAE3 Sn472; Calibrated: 3/7/2011
- Phantom: SAM 1; Type: SAM 4.0; Serial: 1076
- Measurement SW: DASY52, Version 52.6 (2); SEMCAD X Version 14.4.4 (2829)

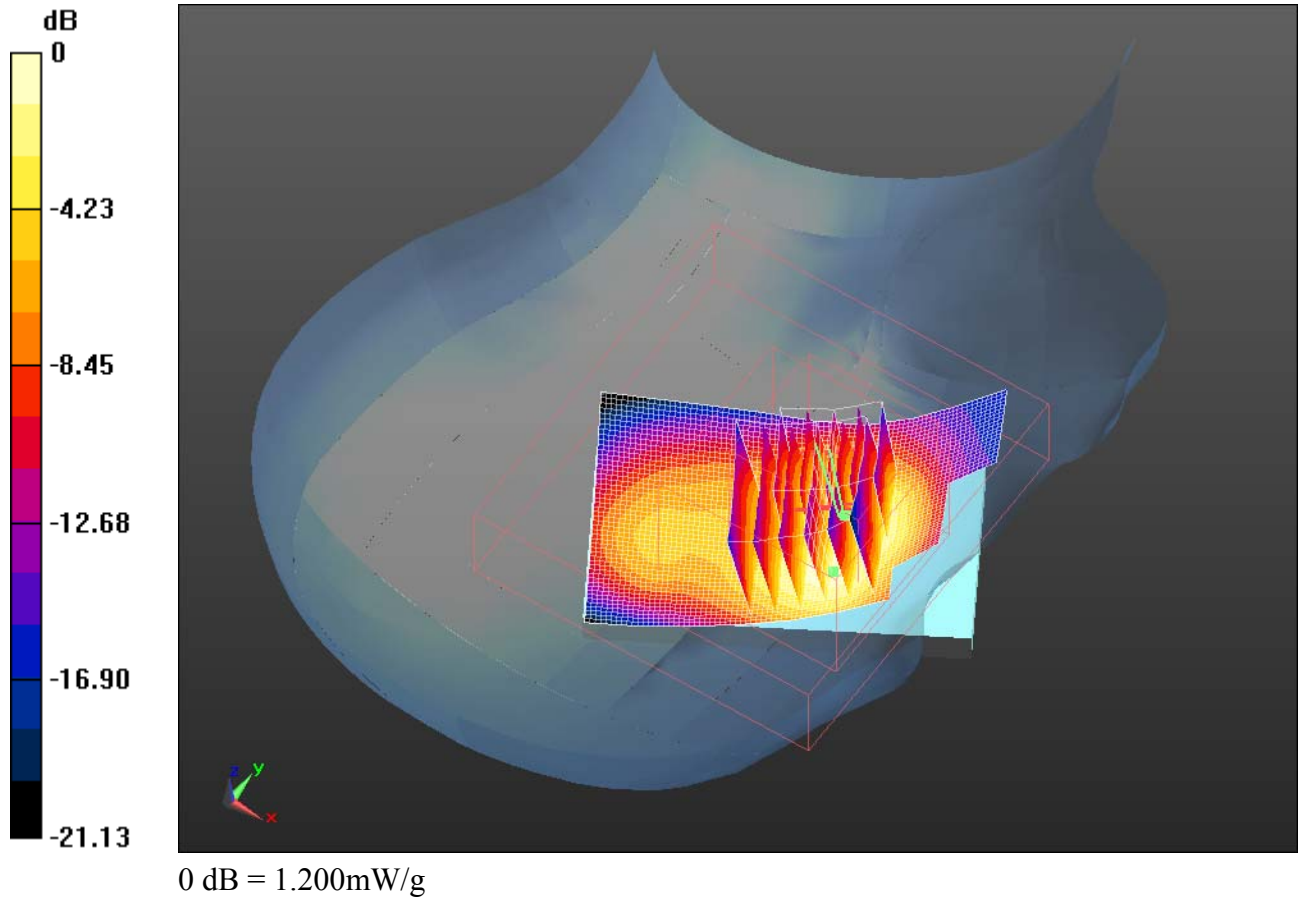
**Configuration/Touch position -/Area Scan (51x81x1):** Measurement grid:  
dx=15mm, dy=15mm  
Maximum value of SAR (interpolated) = 1.234 mW/g


**Configuration/Touch position -/Zoom Scan (5x5x7) (5x5x7)/Cube 0:**  
Measurement grid: dx=7.5mm, dy=7.5mm, dz=5mm  
Reference Value = 14.726 V/m; Power Drift = 0.06 dB  
Peak SAR (extrapolated) = 1.506 W/kg  
**SAR(1 g) = 1.03 mW/g; SAR(10 g) = 0.624 mW/g**  
Maximum value of SAR (measured) = 1.189 mW/g

**Configuration/Touch position -/Zoom Scan (5x5x7) 2 (7x6x7)/Cube 0:**  
Measurement grid: dx=7.5mm, dy=7.5mm, dz=5mm  
Reference Value = 14.726 V/m; Power Drift = 0.04 dB

	Document <b>Appendix B for the BlackBerry® Smartphone Model REC71UW/RED71UW</b> <b>SAR Report</b>			Page <b>53(166)</b>
	Author Data <b>Andrew Becker</b>	Dates of Test <b>June 28 – September 16, 2011</b>	Test Report No <b>RTS-5385-1108-74A</b>	FCC ID: <b>L6AREC70UW</b> <b>L6ARED70UW</b>

Peak SAR (extrapolated) = 1.483 W/kg  
**SAR(1 g) = 1.02 mW/g; SAR(10 g) = 0.620 mW/g**  
Maximum value of SAR (measured) = 1.198 mW/g



	Document <b>Appendix B for the BlackBerry® Smartphone Model REC71UW/RED71UW SAR Report</b>			Page <b>54(166)</b>
	Author Data <b>Andrew Becker</b>	Dates of Test <b>June 28 – September 16, 2011</b>	Test Report No <b>RTS-5385-1108-74A</b>	FCC ID: <b>L6AREC70UW</b> <b>L6ARED70UW</b>

Date/Time: 9/13/2011 9:06:32 PM, Date/Time: 9/13/2011 9:11:38 PM

Test Laboratory: RIM Testing Services

## LeftHandSide\_EDGE1900\_high\_chan\_amb\_temp\_23.5\_liq\_temp\_23.1C

**DUT: BlackBerry Smartphone; Type: Sample; Serial: 2846CB6A**


Communication System: EDGE 1900; Communication System Band: EDGE 1900;  
Frequency: 1909.8 MHz; Communication System PAR: 6.232 dB  
Medium parameters used:  $f = 1910$  MHz;  $\sigma = 1.398$  mho/m;  $\epsilon_r = 39$ ;  $\rho = 1000$  kg/m<sup>3</sup>  
Phantom section: Left Section  
Measurement Standard: DASYS (IEEE/IEC/1528)

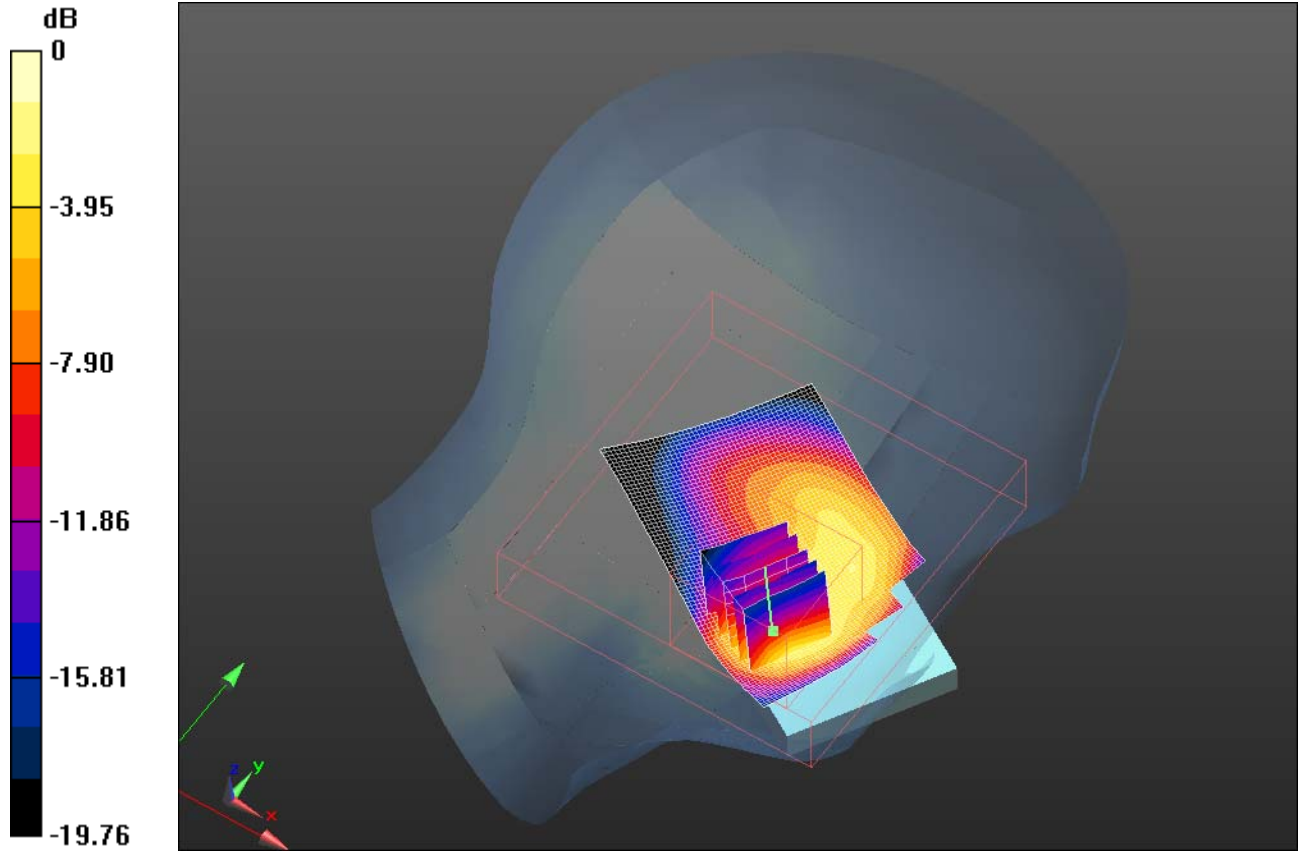
DASY5 Configuration:

- Probe: ES3DV3 - SN3225; ConvF(5.26, 5.26, 5.26); Calibrated: 1/13/2011
- Sensor-Surface: 3mm (Mechanical Surface Detection)
- Electronics: DAE3 Sn472; Calibrated: 3/7/2011
- Phantom: SAM 1; Type: SAM 4.0; Serial: 1076
- Measurement SW: DASY52, Version 52.6 (2); SEMCAD X Version 14.4.4 (2829)


**Configuration/Touch position -/Area Scan (51x81x1):** Measurement grid:  
dx=15mm, dy=15mm  
Maximum value of SAR (interpolated) = 1.555 mW/g

**Configuration/Touch position -/Zoom Scan (5x5x7) (5x5x7)/Cube 0:**  
Measurement grid: dx=7.5mm, dy=7.5mm, dz=5mm  
Reference Value = 11.788 V/m; Power Drift = -0.08 dB  
Peak SAR (extrapolated) = 2.256 W/kg  
**SAR(1 g) = 1.3 mW/g; SAR(10 g) = 0.699 mW/g**  
Maximum value of SAR (measured) = 1.592 mW/g

	Document <b>Appendix B for the BlackBerry® Smartphone Model REC71UW/RED71UW SAR Report</b>			Page <b>55(166)</b>
	Author Data <b>Andrew Becker</b>	Dates of Test <b>June 28 – September 16, 2011</b>	Test Report No <b>RTS-5385-1108-74A</b>	FCC ID: <b>L6AREC70UW</b> <b>L6ARED70UW</b>



0 dB = 1.590mW/g

	Document <b>Appendix B for the BlackBerry® Smartphone Model REC71UW/RED71UW SAR Report</b>			Page <b>56(166)</b>
	Author Data <b>Andrew Becker</b>	Dates of Test <b>June 28 – September 16, 2011</b>	Test Report No <b>RTS-5385-1108-74A</b>	FCC ID: <b>L6AREC70UW</b> <b>L6ARED70UW</b>

Date/Time: 9/13/2011 3:23:20 PM, Date/Time: 9/13/2011 3:28:28 PM

Test Laboratory: RIM Testing Services

## RightHandSide\_UMTS\_band\_II\_low\_chan\_amb\_temp\_22.9\_liq\_temp\_22.3C

**DUT: BlackBerry Smartphone; Type: Sample ; Serial: 2846CB6A**

Communication System: WCDMA FDD II; Frequency: 1852.4 MHz  
Medium parameters used (interpolated):  $f = 1852.4$  MHz;  $\sigma = 1.342$  mho/m;  $\epsilon_r = 39.277$ ;  
 $\rho = 1000$  kg/m<sup>3</sup>  
Phantom section: Right Section  
Measurement Standard: DASYS (IEEE/IEC/1528)

DASY5 Configuration:

- Probe: ES3DV3 - SN3225; ConvF(5.26, 5.26, 5.26); Calibrated: 1/13/2011
- Sensor-Surface: 3mm (Mechanical Surface Detection)
- Electronics: DAE3 Sn472; Calibrated: 3/7/2011
- Phantom: SAM 1; Type: SAM 4.0; Serial: 1076
- Measurement SW: DASY52, Version 52.6 (2); SEMCAD X Version 14.4.4 (2829)

**Configuration/Touch position -/Area Scan (51x81x1):** Measurement grid:  
dx=15mm, dy=15mm

[Info: Interpolated medium parameters used for SAR evaluation.](#)

Maximum value of SAR (interpolated) = 1.155 mW/g


**Configuration/Touch position -/Zoom Scan (5x5x7) (5x5x7)/Cube 0:**

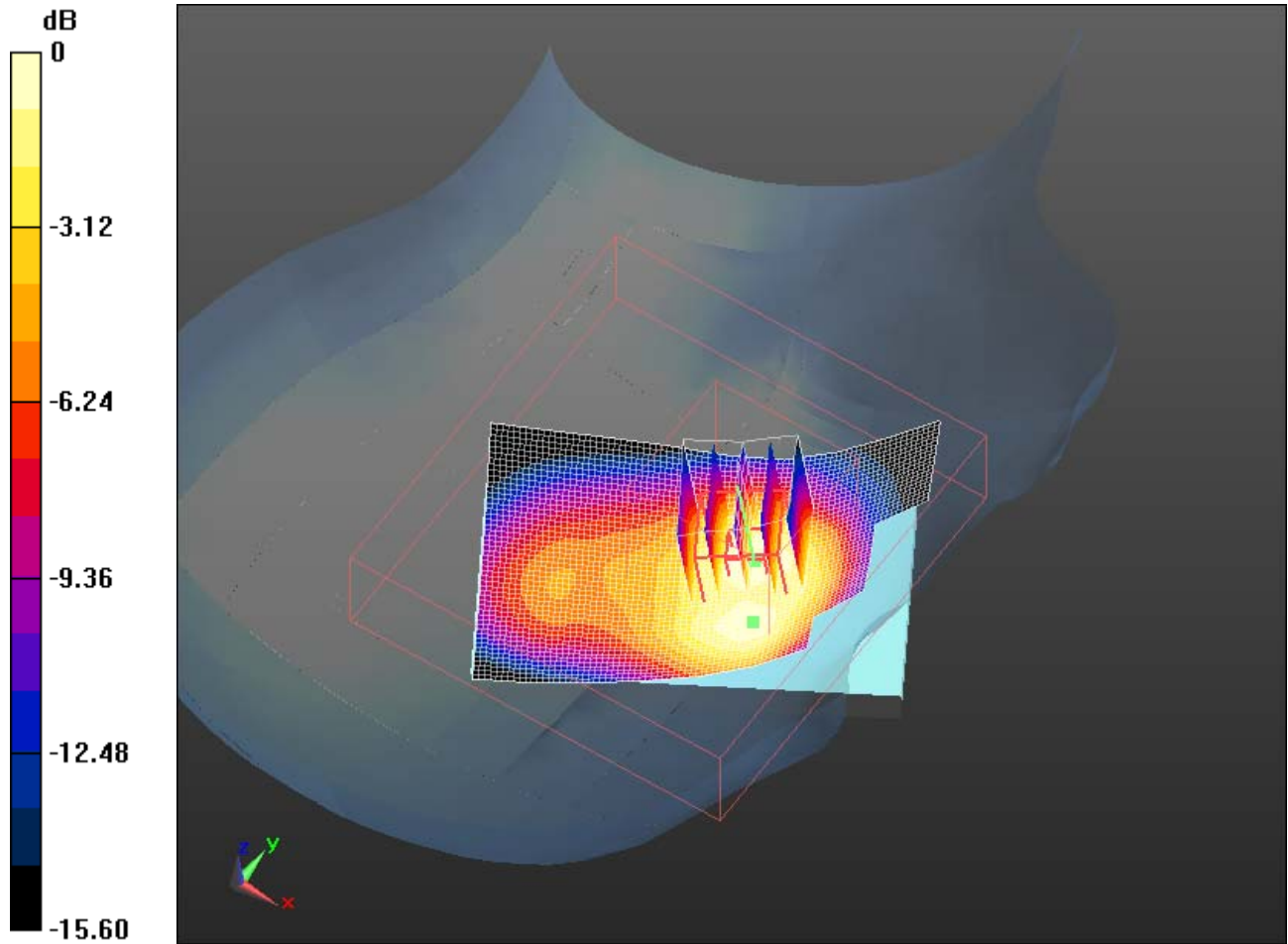
Measurement grid: dx=7.5mm, dy=7.5mm, dz=5mm  
Reference Value = 14.478 V/m; Power Drift = -0.04 dB  
Peak SAR (extrapolated) = 1.363 W/kg  
**SAR(1 g) = 0.966 mW/g; SAR(10 g) = 0.598 mW/g**

[Info: Interpolated medium parameters used for SAR evaluation.](#)


Maximum value of SAR (measured) = 1.128 mW/g



	Document <b>Appendix B for the BlackBerry® Smartphone Model REC71UW/RED71UW SAR Report</b>			Page <b>57(166)</b>
	Author Data <b>Andrew Becker</b>	Dates of Test <b>June 28 – September 16, 2011</b>	Test Report No <b>RTS-5385-1108-74A</b>	FCC ID: <b>L6AREC70UW</b> <b>L6ARED70UW</b>



0 dB = 1.130mW/g

	Document <b>Appendix B for the BlackBerry® Smartphone Model REC71UW/RED71UW SAR Report</b>			Page <b>58(166)</b>
	Author Data <b>Andrew Becker</b>	Dates of Test <b>June 28 – September 16, 2011</b>	Test Report No <b>RTS-5385-1108-74A</b>	FCC ID: <b>L6AREC70UW</b> <b>L6ARED70UW</b>

Date/Time: 9/13/2011 3:40:20 PM, Date/Time: 9/13/2011 3:45:29 PM

Test Laboratory: RIM Testing Services

## RightHandSide\_UMTS\_band\_II\_mid\_chan\_amb\_temp\_22.6\_liq\_temp\_2 2.2C

**DUT: BlackBerry Smartphone; Type: Sample ; Serial: 2846CB6A**

Communication System: WCDMA FDD II; Frequency: 1880 MHz

Medium parameters used:  $f = 1880$  MHz;  $\sigma = 1.369$  mho/m;  $\epsilon_r = 39.156$ ;  $\rho = 1000$  kg/m<sup>3</sup>

Phantom section: Right Section

Measurement Standard: DASYS (IEEE/IEC/1528)

DASY5 Configuration:

- Probe: ES3DV3 - SN3225; ConvF(5.26, 5.26, 5.26); Calibrated: 1/13/2011
- Sensor-Surface: 3mm (Mechanical Surface Detection)
- Electronics: DAE3 Sn472; Calibrated: 3/7/2011
- Phantom: SAM 1; Type: SAM 4.0; Serial: 1076
- Measurement SW: DASY52, Version 52.6 (2); SEMCAD X Version 14.4.4 (2829)

**Configuration/Touch position -/Area Scan (51x81x1):** Measurement grid:

$dx=15$ mm,  $dy=15$ mm

Maximum value of SAR (interpolated) = 1.283 mW/g

**Configuration/Touch position -/Zoom Scan (5x5x7) (5x5x7)/Cube 0:**


Measurement grid:  $dx=7.5$ mm,  $dy=7.5$ mm,  $dz=5$ mm

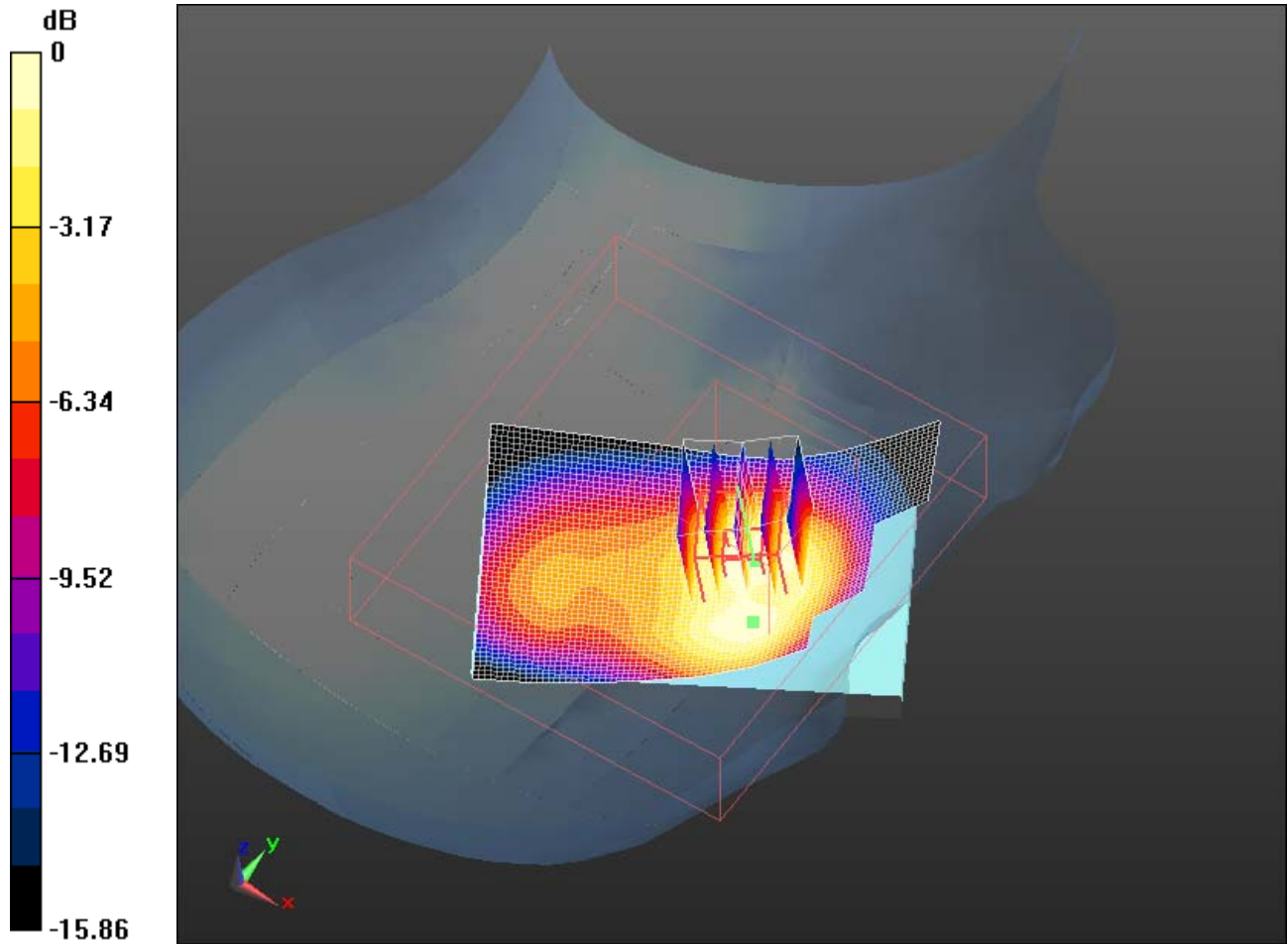
Reference Value = 15.884 V/m; Power Drift = -0.11 dB

Peak SAR (extrapolated) = 1.529 W/kg


**SAR(1 g) = 1.08 mW/g; SAR(10 g) = 0.663 mW/g**

Maximum value of SAR (measured) = 1.252 mW/g

	Document <b>Appendix B for the BlackBerry® Smartphone Model REC71UW/RED71UW SAR Report</b>			Page <b>59(166)</b>
	Author Data <b>Andrew Becker</b>	Dates of Test <b>June 28 – September 16, 2011</b>	Test Report No <b>RTS-5385-1108-74A</b>	FCC ID: <b>L6AREC70UW</b> <b>L6ARED70UW</b>



0 dB = 1.250mW/g

	Document <b>Appendix B for the BlackBerry® Smartphone Model REC71UW/RED71UW SAR Report</b>			Page <b>60(166)</b>
	Author Data <b>Andrew Becker</b>	Dates of Test <b>June 28 – September 16, 2011</b>	Test Report No <b>RTS-5385-1108-74A</b>	FCC ID: <b>L6AREC70UW</b> <b>L6ARED70UW</b>

Date/Time: 9/13/2011 5:33:08 PM, Date/Time: 9/13/2011 5:38:12 PM

Test Laboratory: RIM Testing Services

## RightHandSide\_UMTS\_band\_II\_high\_chan\_amb\_temp\_23.3\_liq\_temp\_2 2.4C

**DUT: BlackBerry Smartphone; Type: Sample ; Serial: 2846CB6A**

Communication System: WCDMA FDD II; Communication System Band: UMTS FDD II; Frequency: 1907.6 MHz; Communication System PAR: 0 dB  
Medium parameters used (interpolated):  $f = 1907.6$  MHz;  $\sigma = 1.395$  mho/m;  $\epsilon_r = 39.011$ ;  $\rho = 1000$  kg/m<sup>3</sup>  
Phantom section: Right Section  
Measurement Standard: DASYS (IEEE/IEC/1528)

DASY5 Configuration:

- Probe: ES3DV3 - SN3225; ConvF(5.26, 5.26, 5.26); Calibrated: 1/13/2011
- Sensor-Surface: 3mm (Mechanical Surface Detection)
- Electronics: DAE3 Sn472; Calibrated: 3/7/2011
- Phantom: SAM 1; Type: SAM 4.0; Serial: 1076
- Measurement SW: DASYS2, Version 52.6 (2); SEMCAD X Version 14.4.4 (2829)


**Configuration/Touch position -/Area Scan (51x81x1):** Measurement grid:  
dx=15mm, dy=15mm

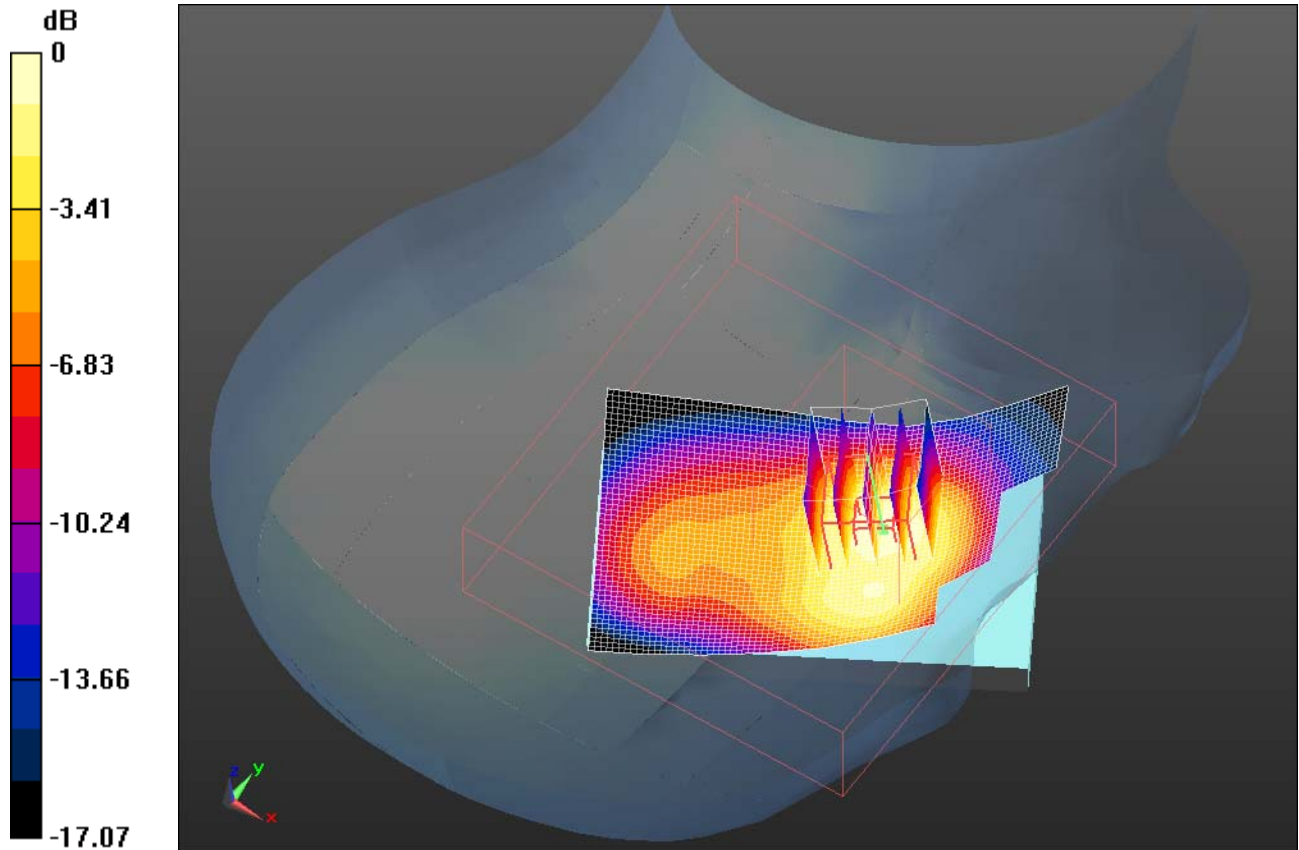
Maximum value of SAR (interpolated) = 1.429 mW/g

**Configuration/Touch position -/Zoom Scan (5x5x7) (5x5x7)/Cube 0:**


Measurement grid: dx=7.5mm, dy=7.5mm, dz=5mm  
Reference Value = 15.344 V/m; Power Drift = -0.06 dB  
Peak SAR (extrapolated) = 1.697 W/kg  
**SAR(1 g) = 1.17 mW/g; SAR(10 g) = 0.709 mW/g**

Maximum value of SAR (measured) = 1.368 mW/g

	Document <b>Appendix B for the BlackBerry® Smartphone Model REC71UW/RED71UW SAR Report</b>			Page <b>61(166)</b>
	Author Data <b>Andrew Becker</b>	Dates of Test <b>June 28 – September 16, 2011</b>	Test Report No <b>RTS-5385-1108-74A</b>	FCC ID: <b>L6AREC70UW</b> <b>L6ARED70UW</b>



0 dB = 1.370mW/g

	Document <b>Appendix B for the BlackBerry® Smartphone Model REC71UW/RED71UW SAR Report</b>			Page <b>62(166)</b>
	Author Data <b>Andrew Becker</b>	Dates of Test <b>June 28 – September 16, 2011</b>	Test Report No <b>RTS-5385-1108-74A</b>	FCC ID: <b>L6AREC70UW</b> <b>L6ARED70UW</b>

Date/Time: 9/13/2011 6:42:35 PM, Date/Time: 9/13/2011 6:47:38 PM

Test Laboratory: RIM Testing Services

**RightHandSide\_Tilt\_UMTS\_band\_II\_mid\_chan\_amb\_temp\_23.2\_liq\_tem  
p\_22.8C**

**DUT: BlackBerry Smartphone; Type: Sample ; Serial: 2846CB6A**


Communication System: WCDMA FDD II; Communication System Band: UMTS FDD II; Frequency: 1880 MHz; Communication System PAR: 0 dB  
Medium parameters used:  $f = 1880$  MHz;  $\sigma = 1.369$  mho/m;  $\epsilon_r = 39.156$ ;  $\rho = 1000$  kg/m<sup>3</sup>  
Phantom section: Right Section  
Measurement Standard: DASYS (IEEE/IEC/1528)

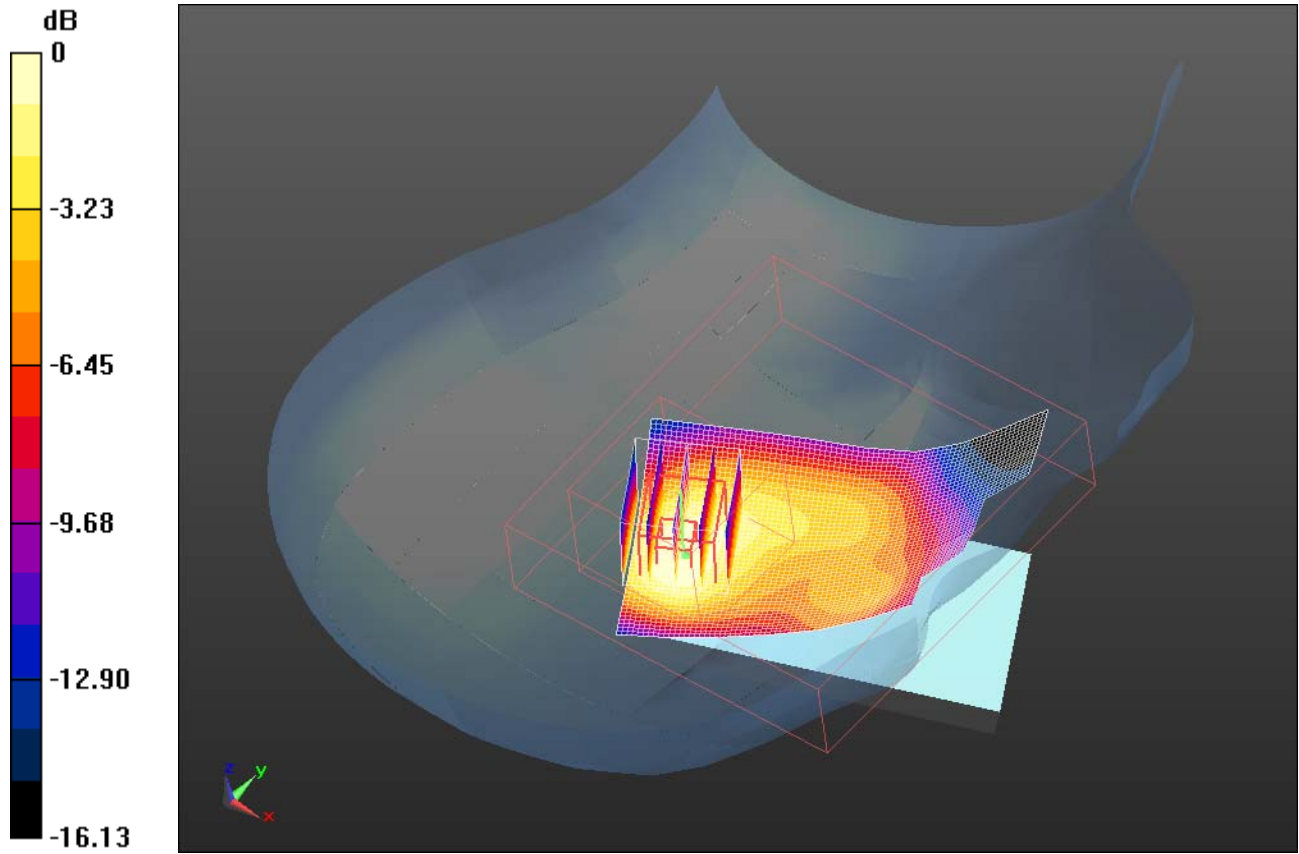
DASY5 Configuration:

- Probe: ES3DV3 - SN3225; ConvF(5.26, 5.26, 5.26); Calibrated: 1/13/2011
- Sensor-Surface: 3mm (Mechanical Surface Detection)
- Electronics: DAE3 Sn472; Calibrated: 3/7/2011
- Phantom: SAM 1; Type: SAM 4.0; Serial: 1076
- Measurement SW: DASYS2, Version 52.6 (2); SEMCAD X Version 14.4.4 (2829)


**Configuration/Touch position -/Area Scan (51x81x1):** Measurement grid:  
dx=15mm, dy=15mm  
Maximum value of SAR (interpolated) = 0.512 mW/g

**Configuration/Touch position -/Zoom Scan (5x5x7) (5x5x7)/Cube 0:**  
Measurement grid: dx=7.5mm, dy=7.5mm, dz=5mm  
Reference Value = 19.254 V/m; Power Drift = -0.07 dB  
Peak SAR (extrapolated) = 0.648 W/kg  
**SAR(1 g) = 0.428 mW/g; SAR(10 g) = 0.259 mW/g**  
Maximum value of SAR (measured) = 0.500 mW/g

	Document <b>Appendix B for the BlackBerry® Smartphone Model REC71UW/RED71UW SAR Report</b>			Page <b>63(166)</b>
	Author Data <b>Andrew Becker</b>	Dates of Test <b>June 28 – September 16, 2011</b>	Test Report No <b>RTS-5385-1108-74A</b>	FCC ID: <b>L6AREC70UW</b> <b>L6ARED70UW</b>



0 dB = 0.500mW/g

	Document <b>Appendix B for the BlackBerry® Smartphone Model REC71UW/RED71UW SAR Report</b>			Page <b>64(166)</b>
	Author Data <b>Andrew Becker</b>	Dates of Test <b>June 28 – September 16, 2011</b>	Test Report No <b>RTS-5385-1108-74A</b>	FCC ID: <b>L6AREC70UW</b> <b>L6ARED70UW</b>

Date/Time: 9/13/2011 5:51:12 PM

Test Laboratory: RIM Testing Services

## Volume\_Scan\_RightHandSide\_UMTS\_band\_II\_high\_chan\_amb\_temp\_2 3.3\_liq\_temp\_22.4C

**DUT: BlackBerry Smartphone; Type: Sample ; Serial: 2846CB6A**

Communication System: WCDMA FDD II; Communication System Band: UMTS FDD II; Frequency: 1907.6 MHz; Communication System PAR: 0 dB  
Medium parameters used (interpolated):  $f = 1907.6$  MHz;  $\sigma = 1.395$  mho/m;  $\epsilon_r = 39.011$ ;  $\rho = 1000$  kg/m<sup>3</sup>  
Phantom section: Right Section  
Measurement Standard: DASYS (IEEE/IEC/1528)

DASY5 Configuration:

- Probe: ES3DV3 - SN3225; ConvF(5.26, 5.26, 5.26); Calibrated: 1/13/2011
- Sensor-Surface: 3mm (Mechanical Surface Detection)
- Electronics: DAE3 Sn472; Calibrated: 3/7/2011
- Phantom: SAM 1; Type: SAM 4.0; Serial: 1076
- Measurement SW: DASYS2, Version 52.6 (2); SEMCAD X Version 14.4.4 (2829)

### **Configuration/Touch position - Volume Scan/Volume Scan (5x5x7)**

**(13x15x7)/Cube 0:** Measurement grid:  $dx=7.5$ mm,  $dy=7.5$ mm,  $dz=5$ mm

Reference Value = 15.182 V/m; Power Drift = -0.11 dB


Peak SAR (extrapolated) = 1.659 W/kg

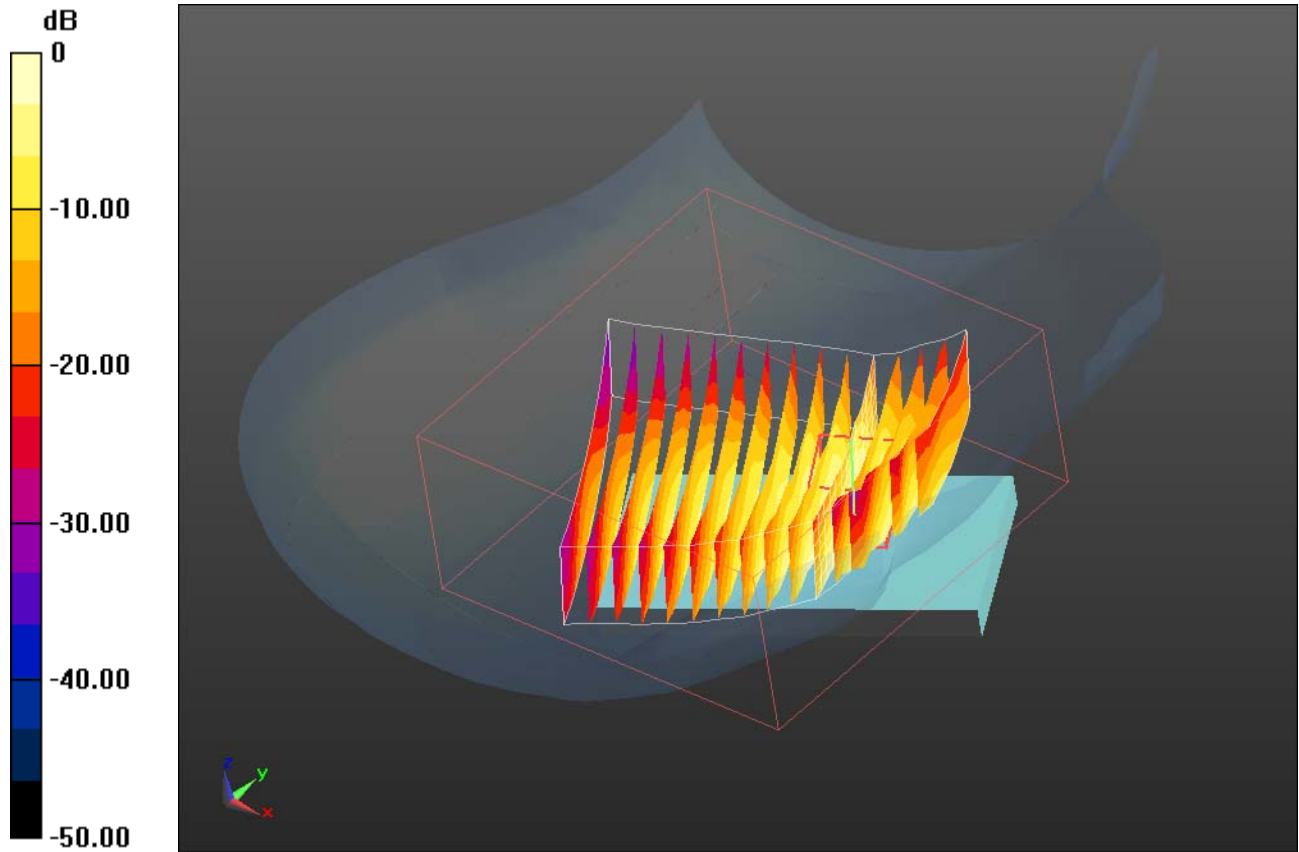
**SAR(1 g) = 1.15 mW/g; SAR(10 g) = 0.693 mW/g**

[Info: Interpolated medium parameters used for SAR evaluation.](#)


Maximum value of SAR (measured) = 1.319 mW/g



	Document <b>Appendix B for the BlackBerry® Smartphone Model REC71UW/RED71UW SAR Report</b>			Page <b>65(166)</b>
	Author Data <b>Andrew Becker</b>	Dates of Test <b>June 28 – September 16, 2011</b>	Test Report No <b>RTS-5385-1108-74A</b>	FCC ID: <b>L6AREC70UW</b> <b>L6ARED70UW</b>



0 dB = 1.320mW/g

	Document <b>Appendix B for the BlackBerry® Smartphone Model REC71UW/RED71UW SAR Report</b>			Page <b>66(166)</b>
	Author Data <b>Andrew Becker</b>	Dates of Test <b>June 28 – September 16, 2011</b>	Test Report No <b>RTS-5385-1108-74A</b>	FCC ID: <b>L6AREC70UW</b> <b>L6ARED70UW</b>

Date/Time: 9/13/2011 1:00:55 PM, Date/Time: 9/13/2011 1:06:01 PM

Test Laboratory: RIM Testing Services

**LeftHandSide\_UMTS\_band\_II\_low\_chan\_amb\_temp\_23.3\_liq\_temp\_22.6C**

**DUT: BlackBerry Smartphone; Type: Sample; Serial: 2846CB6A**

Communication System: WCDMA FDD II; Frequency: 1852.4 MHz  
Medium parameters used (interpolated):  $f = 1852.4$  MHz;  $\sigma = 1.342$  mho/m;  $\epsilon_r = 39.277$ ;  
 $\rho = 1000$  kg/m<sup>3</sup>  
Phantom section: Left Section  
Measurement Standard: DASYS (IEEE/IEC/1528)

DASY5 Configuration:

- Probe: ES3DV3 - SN3225; ConvF(5.26, 5.26, 5.26); Calibrated: 1/13/2011
- Sensor-Surface: 3mm (Mechanical Surface Detection)
- Electronics: DAE3 Sn472; Calibrated: 3/7/2011
- Phantom: SAM 1; Type: SAM 4.0; Serial: 1076
- Measurement SW: DASYS2, Version 52.6 (2); SEMCAD X Version 14.4.4 (2829)


**Configuration/Touch position -/Area Scan (51x81x1):** Measurement grid:  
dx=15mm, dy=15mm

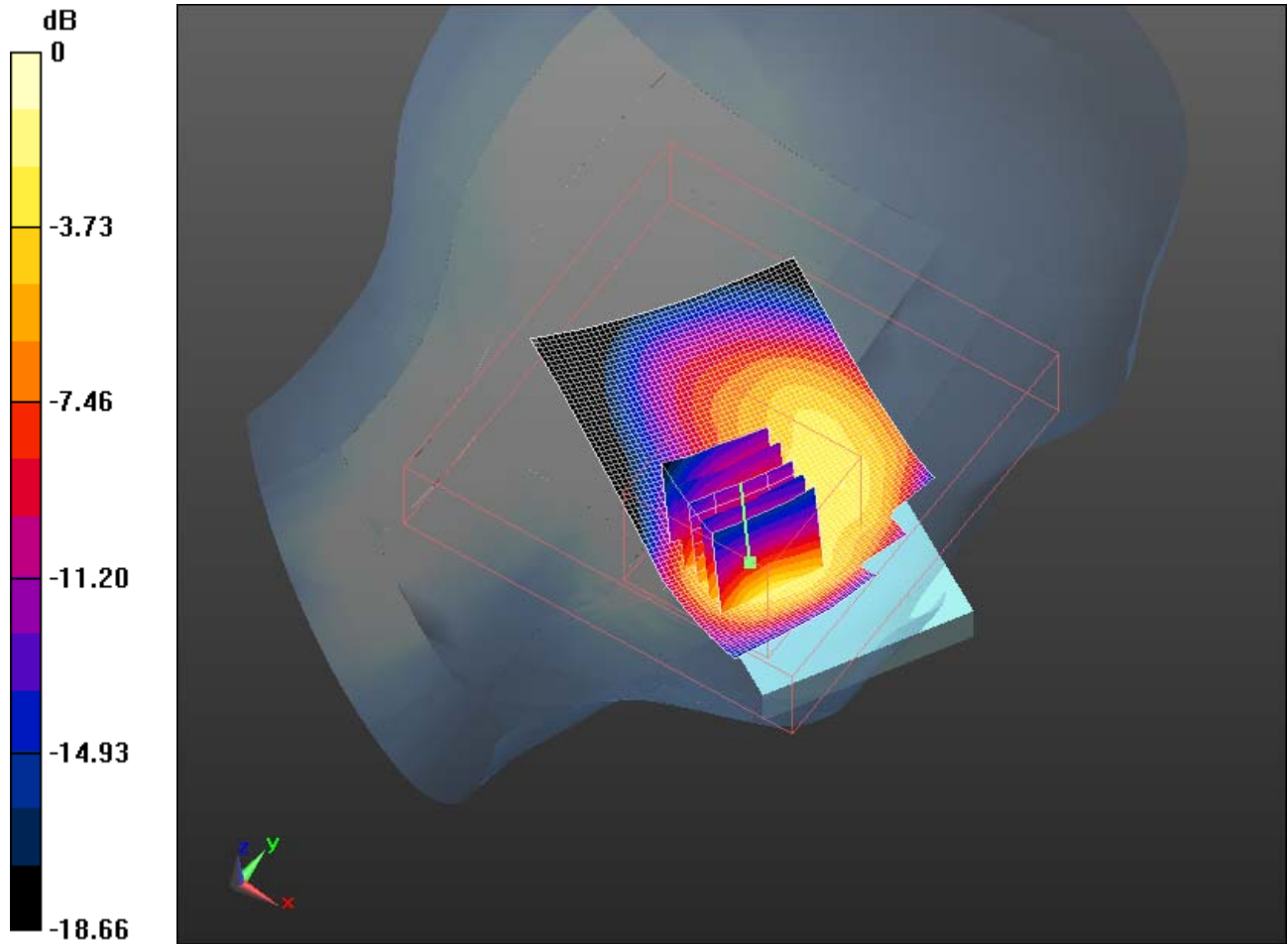
Maximum value of SAR (interpolated) = 1.265 mW/g

**Configuration/Touch position -/Zoom Scan (5x5x7) (5x5x7)/Cube 0:**


Measurement grid: dx=7.5mm, dy=7.5mm, dz=5mm  
Reference Value = 10.446 V/m; Power Drift = -0.30 dB  
Peak SAR (extrapolated) = 1.765 W/kg  
**SAR(1 g) = 1.06 mW/g; SAR(10 g) = 0.590 mW/g**

Maximum value of SAR (measured) = 1.307 mW/g

	Document <b>Appendix B for the BlackBerry® Smartphone Model REC71UW/RED71UW SAR Report</b>			Page <b>67(166)</b>
	Author Data <b>Andrew Becker</b>	Dates of Test <b>June 28 – September 16, 2011</b>	Test Report No <b>RTS-5385-1108-74A</b>	FCC ID: <b>L6AREC70UW</b> <b>L6ARED70UW</b>



0 dB = 1.310mW/g

	Document <b>Appendix B for the BlackBerry® Smartphone Model REC71UW/RED71UW SAR Report</b>			Page <b>68(166)</b>
	Author Data <b>Andrew Becker</b>	Dates of Test <b>June 28 – September 16, 2011</b>	Test Report No <b>RTS-5385-1108-74A</b>	FCC ID: <b>L6AREC70UW</b> <b>L6ARED70UW</b>

Date/Time: 9/13/2011 1:32:31 PM, Date/Time: 9/13/2011 1:37:37 PM

Test Laboratory: RIM Testing Services

**LeftHandSide\_UMTS\_band\_II\_mid\_chan\_amb\_temp\_23.0\_liq\_temp\_22.5C**

**DUT: BlackBerry Smartphone; Type: Sample; Serial: 2846CB6A**

Communication System: WCDMA FDD II; Frequency: 1880 MHz

Medium parameters used:  $f = 1880$  MHz;  $\sigma = 1.369$  mho/m;  $\epsilon_r = 39.156$ ;  $\rho = 1000$  kg/m<sup>3</sup>

Phantom section: Left Section

Measurement Standard: DASY5 (IEEE/IEC/1528)

DASY5 Configuration:

- Probe: ES3DV3 - SN3225; ConvF(5.26, 5.26, 5.26); Calibrated: 1/13/2011
- Sensor-Surface: 3mm (Mechanical Surface Detection)
- Electronics: DAE3 Sn472; Calibrated: 3/7/2011
- Phantom: SAM 1; Type: SAM 4.0; Serial: 1076
- Measurement SW: DASY52, Version 52.6 (2); SEMCAD X Version 14.4.4 (2829)

**Configuration/Touch position -/Area Scan (51x81x1):** Measurement grid:

$dx=15$ mm,  $dy=15$ mm

Maximum value of SAR (interpolated) = 1.491 mW/g

**Configuration/Touch position -/Zoom Scan (5x5x7) (5x5x7)/Cube 0:**


Measurement grid:  $dx=7.5$ mm,  $dy=7.5$ mm,  $dz=5$ mm

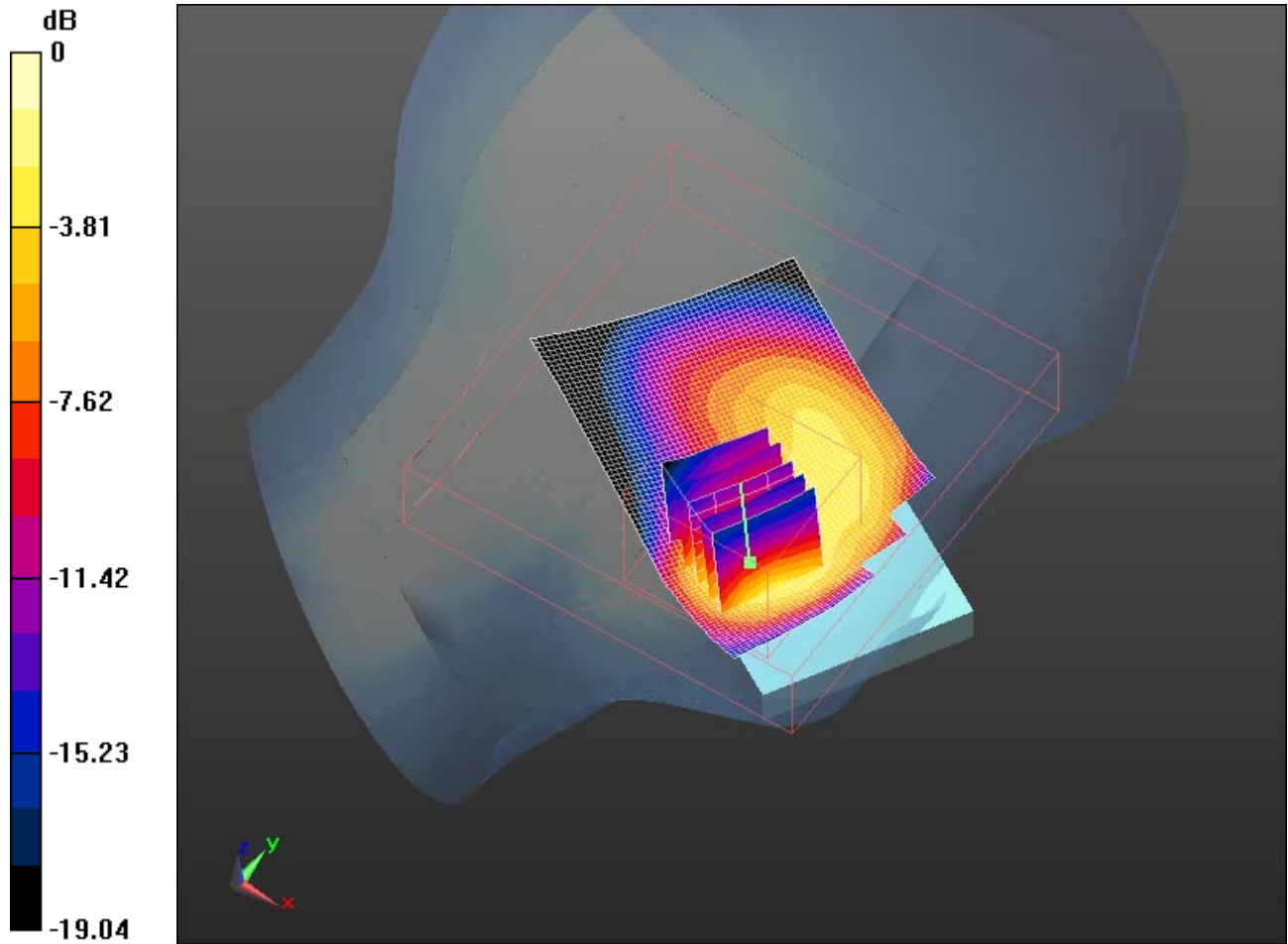
Reference Value = 11.319 V/m; Power Drift = -0.12 dB

Peak SAR (extrapolated) = 2.080 W/kg


**SAR(1 g) = 1.25 mW/g; SAR(10 g) = 0.689 mW/g**

Maximum value of SAR (measured) = 1.543 mW/g

	Document <b>Appendix B for the BlackBerry® Smartphone Model REC71UW/RED71UW SAR Report</b>			Page <b>69(166)</b>
	Author Data <b>Andrew Becker</b>	Dates of Test <b>June 28 – September 16, 2011</b>	Test Report No <b>RTS-5385-1108-74A</b>	FCC ID: <b>L6AREC70UW</b> <b>L6ARED70UW</b>



0 dB = 1.540mW/g

	Document <b>Appendix B for the BlackBerry® Smartphone Model REC71UW/RED71UW SAR Report</b>			Page <b>70(166)</b>
	Author Data <b>Andrew Becker</b>	Dates of Test <b>June 28 – September 16, 2011</b>	Test Report No <b>RTS-5385-1108-74A</b>	FCC ID: <b>L6AREC70UW</b> <b>L6ARED70UW</b>

Date/Time: 9/13/2011 1:51:58 PM, Date/Time: 9/13/2011 1:57:03 PM

Test Laboratory: RIM Testing Services

## LeftHandSide\_UMTS\_band\_II\_high\_chan\_amb\_temp\_23.0\_liq\_temp\_22.4C

**DUT: BlackBerry Smartphone; Type: Sample; Serial: 2846CB6A**

Communication System: WCDMA FDD II; Frequency: 1907.6 MHz  
Medium parameters used (interpolated):  $f = 1907.6$  MHz;  $\sigma = 1.395$  mho/m;  $\epsilon_r = 39.011$ ;  
 $\rho = 1000$  kg/m<sup>3</sup>  
Phantom section: Left Section  
Measurement Standard: DASYS (IEEE/IEC/1528)

DASY5 Configuration:

- Probe: ES3DV3 - SN3225; ConvF(5.26, 5.26, 5.26); Calibrated: 1/13/2011
- Sensor-Surface: 3mm (Mechanical Surface Detection)
- Electronics: DAE3 Sn472; Calibrated: 3/7/2011
- Phantom: SAM 1; Type: SAM 4.0; Serial: 1076
- Measurement SW: DASY52, Version 52.6 (2); SEMCAD X Version 14.4.4 (2829)


**Configuration/Touch position -/Area Scan (51x81x1):** Measurement grid:  
dx=15mm, dy=15mm

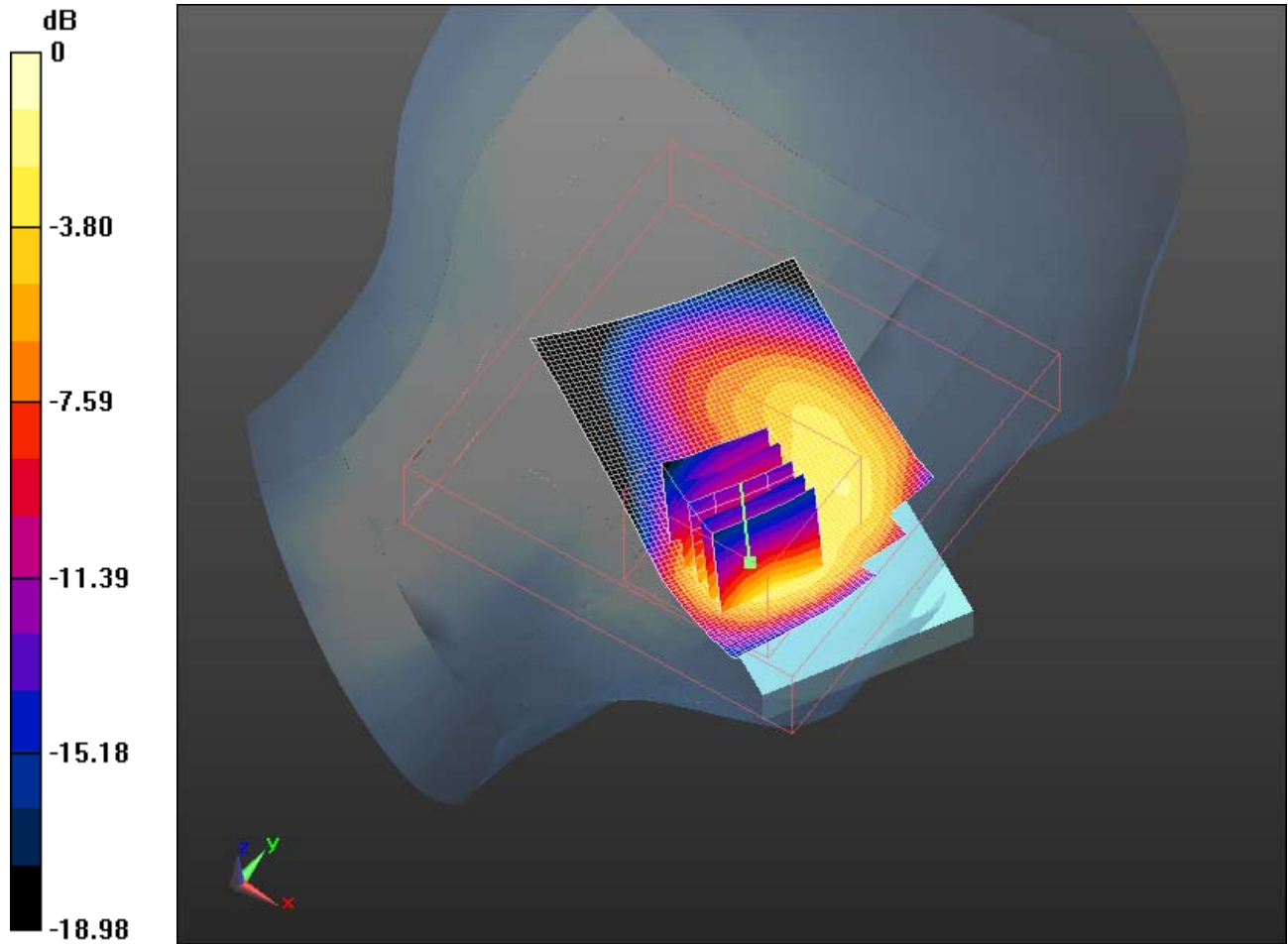
Maximum value of SAR (interpolated) = 1.583 mW/g

**Configuration/Touch position -/Zoom Scan (5x5x7) (5x5x7)/Cube 0:**


Measurement grid: dx=7.5mm, dy=7.5mm, dz=5mm  
Reference Value = 11.947 V/m; Power Drift = -0.07 dB  
Peak SAR (extrapolated) = 2.196 W/kg  
**SAR(1 g) = 1.31 mW/g; SAR(10 g) = 0.725 mW/g**

Maximum value of SAR (measured) = 1.624 mW/g

	Document <b>Appendix B for the BlackBerry® Smartphone Model REC71UW/RED71UW SAR Report</b>			Page <b>71(166)</b>
	Author Data <b>Andrew Becker</b>	Dates of Test <b>June 28 – September 16, 2011</b>	Test Report No <b>RTS-5385-1108-74A</b>	FCC ID: <b>L6AREC70UW</b> <b>L6ARED70UW</b>



0 dB = 1.620mW/g

	Document <b>Appendix B for the BlackBerry® Smartphone Model REC71UW/RED71UW</b> <b>SAR Report</b>			Page <b>72(166)</b>
	Author Data <b>Andrew Becker</b>	Dates of Test <b>June 28 – September 16, 2011</b>	Test Report No <b>RTS-5385-1108-74A</b>	FCC ID: <b>L6AREC70UW</b> <b>L6ARED70UW</b>

Date/Time: 9/13/2011 3:02:00 PM, Date/Time: 9/13/2011 3:07:07 PM

Test Laboratory: RIM Testing Services

## LeftHandSide\_Tilt\_UMTS\_band\_II\_high\_chan\_amb\_temp\_22.5\_liq\_temp \_22.2C

**DUT: BlackBerry Smartphone; Type: Sample; Serial: 2846CB6A**

Communication System: WCDMA FDD II; Frequency: 1907.6 MHz  
Medium parameters used (interpolated):  $f = 1907.6$  MHz;  $\sigma = 1.395$  mho/m;  $\epsilon_r = 39.011$ ;  
 $\rho = 1000$  kg/m<sup>3</sup>  
Phantom section: Left Section  
Measurement Standard: DASYS (IEEE/IEC/1528)

DASY5 Configuration:

- Probe: ES3DV3 - SN3225; ConvF(5.26, 5.26, 5.26); Calibrated: 1/13/2011
- Sensor-Surface: 3mm (Mechanical Surface Detection)
- Electronics: DAE3 Sn472; Calibrated: 3/7/2011
- Phantom: SAM 1; Type: SAM 4.0; Serial: 1076
- Measurement SW: DASYS2, Version 52.6 (2); SEMCAD X Version 14.4.4 (2829)

**Configuration/Touch position -/Area Scan (51x81x1):** Measurement grid:  
dx=15mm, dy=15mm


Maximum value of SAR (interpolated) = 0.645 mW/g

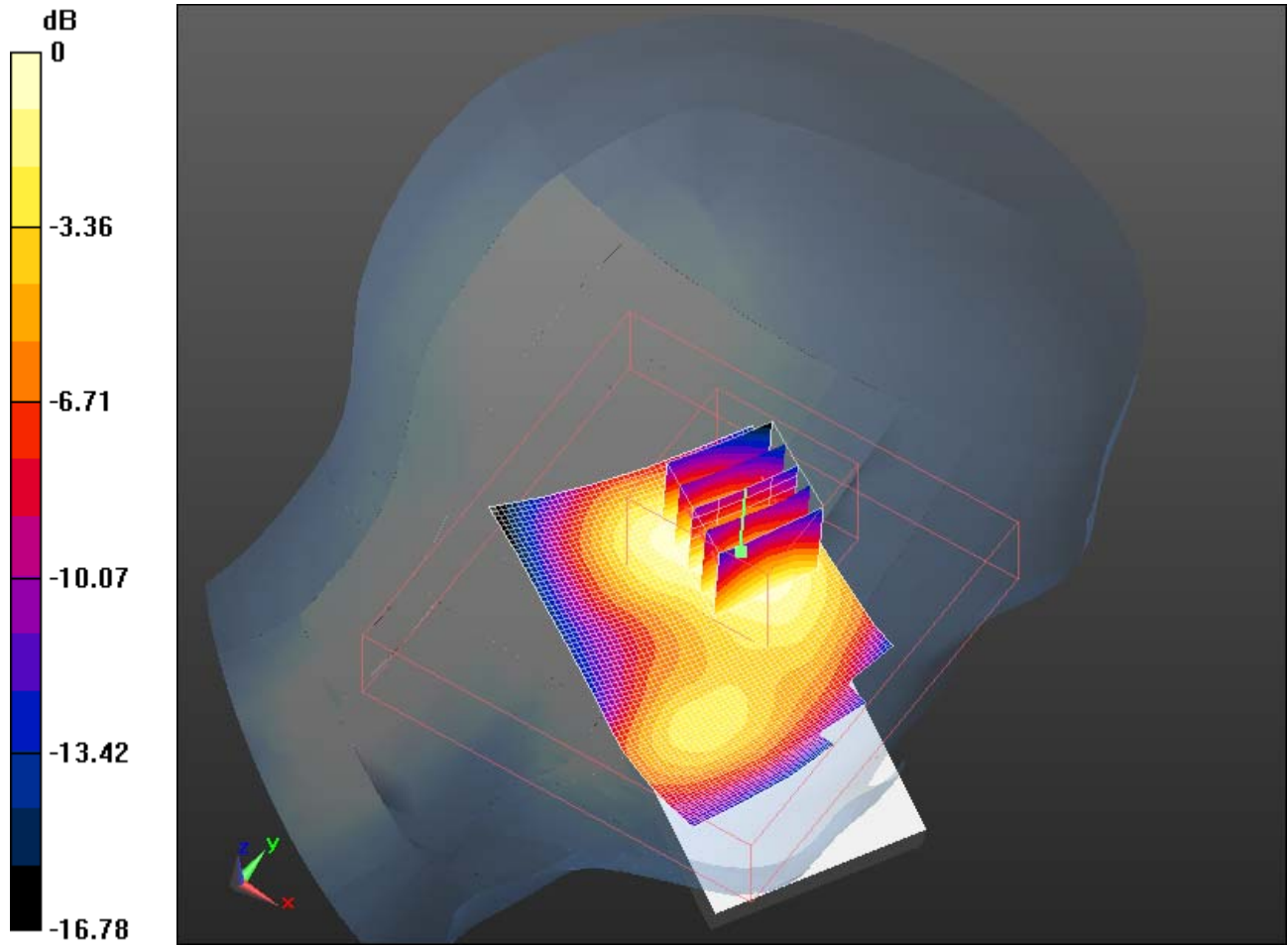
**Configuration/Touch position -/Zoom Scan (5x5x7) (5x5x7)/Cube 0:**

Measurement grid: dx=7.5mm, dy=7.5mm, dz=5mm  
Reference Value = 18.235 V/m; Power Drift = -0.05 dB  
Peak SAR (extrapolated) = 0.770 W/kg  
**SAR(1 g) = 0.514 mW/g; SAR(10 g) = 0.326 mW/g**


Maximum value of SAR (measured) = 0.595 mW/g



	Document <b>Appendix B for the BlackBerry® Smartphone Model REC71UW/RED71UW SAR Report</b>			Page <b>73(166)</b>
	Author Data <b>Andrew Becker</b>	Dates of Test <b>June 28 – September 16, 2011</b>	Test Report No <b>RTS-5385-1108-74A</b>	FCC ID: <b>L6AREC70UW</b> <b>L6ARED70UW</b>



0 dB = 0.590mW/g

	Document <b>Appendix B for the BlackBerry® Smartphone Model REC71UW/RED71UW SAR Report</b>			Page <b>74(166)</b>
	Author Data <b>Andrew Becker</b>	Dates of Test <b>June 28 – September 16, 2011</b>	Test Report No <b>RTS-5385-1108-74A</b>	FCC ID: <b>L6AREC70UW</b> <b>L6ARED70UW</b>

Date/Time: 9/13/2011 2:13:41 PM

Test Laboratory: RIM Testing Services

**Volume\_Scan\_LeftHandSide\_UMTS\_band\_II\_high\_chan\_amb\_temp\_22.9\_liq\_temp\_22.3C**

**DUT: BlackBerry Smartphone; Type: Sample; Serial: 2846CB6A**

Communication System: WCDMA FDD II; Communication System Band: UMTS FDD II; Frequency: 1907.6 MHz; Communication System PAR: 0 dB  
Medium parameters used (interpolated):  $f = 1907.6$  MHz;  $\sigma = 1.395$  mho/m;  $\epsilon_r = 39.011$ ;  $\rho = 1000$  kg/m<sup>3</sup>  
Phantom section: Left Section  
Measurement Standard: DASYS (IEEE/IEC/1528)

DASY5 Configuration:


- Probe: ES3DV3 - SN3225; ConvF(5.26, 5.26, 5.26); Calibrated: 1/13/2011
- Sensor-Surface: 3mm (Mechanical Surface Detection)
- Electronics: DAE3 Sn472; Calibrated: 3/7/2011
- Phantom: SAM 1; Type: SAM 4.0; Serial: 1076
- Measurement SW: DASYS2, Version 52.6 (2); SEMCAD X Version 14.4.4 (2829)

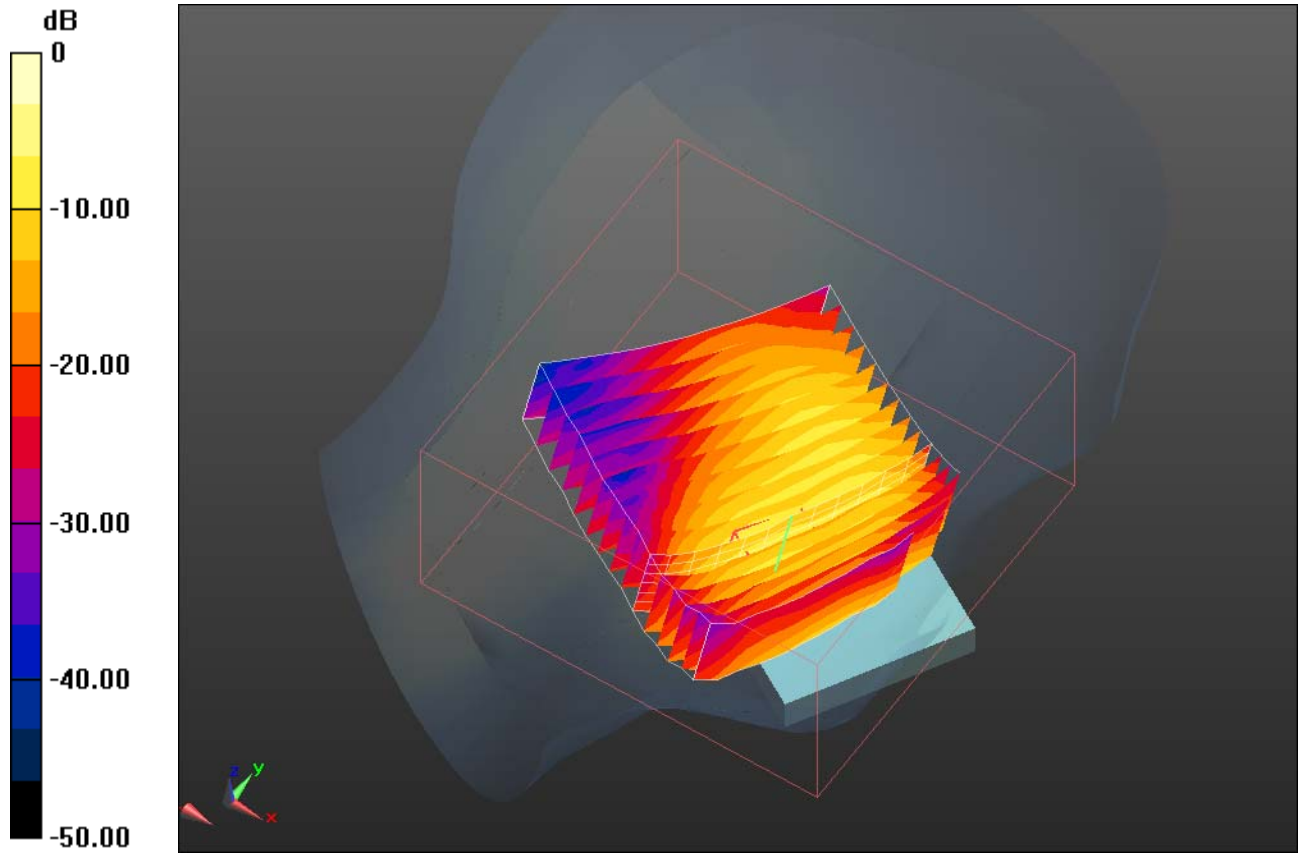
**Configuration/Touch position - 2/Volume Scan (13x15x7)/Cube 0:**

Measurement grid: dx=7.5mm, dy=7.5mm, dz=5mm  
Reference Value = 12.119 V/m; Power Drift = -0.12 dB  
Peak SAR (extrapolated) = 2.142 W/kg  
**SAR(1 g) = 1.31 mW/g; SAR(10 g) = 0.710 mW/g**


[Info: Interpolated medium parameters used for SAR evaluation.](#)

Maximum value of SAR (measured) = 1.531 mW/g

	Document <b>Appendix B for the BlackBerry® Smartphone Model REC71UW/RED71UW SAR Report</b>			Page <b>75(166)</b>
	Author Data <b>Andrew Becker</b>	Dates of Test <b>June 28 – September 16, 2011</b>	Test Report No <b>RTS-5385-1108-74A</b>	FCC ID: <b>L6AREC70UW</b> <b>L6ARED70UW</b>



0 dB = 1.530mW/g

	Document <b>Appendix B for the BlackBerry® Smartphone Model REC71UW/RED71UW SAR Report</b>			Page <b>76(166)</b>
	Author Data <b>Andrew Becker</b>	Dates of Test <b>June 28 – September 16, 2011</b>	Test Report No <b>RTS-5385-1108-74A</b>	FCC ID: <b>L6AREC70UW</b> <b>L6ARED70UW</b>

Date/Time: 8/19/2011 12:54:55 PM, Date/Time: 8/19/2011 1:00:09 PM

Test Laboratory: RIM Testing Services

## RightHandSide\_802.11b\_low\_chan\_amb\_temp\_23.3\_liq\_temp\_22.8C

**DUT: BlackBerry Smartphone; Type: Sample ; Serial: 27DD7A26**

Communication System: 802.11 b (2450); Communication System Band: 802.11 b;  
Frequency: 2412 MHz; Communication System PAR: 0 dB  
Medium parameters used (interpolated):  $f = 2412$  MHz;  $\sigma = 1.813$  mho/m;  $\epsilon_r = 37.84$ ;  $\rho = 1000$  kg/m<sup>3</sup>  
Phantom section: Right Section  
Measurement Standard: DASYS (IEEE/IEC/1528)

DASY5 Configuration:

- Probe: ES3DV3 - SN3225; ConvF(4.6, 4.6, 4.6); Calibrated: 1/13/2011
- Sensor-Surface: 3mm (Mechanical Surface Detection)
- Electronics: DAE3 Sn472; Calibrated: 3/7/2011
- Phantom: SAM 1; Type: SAM 4.0; Serial: 1076
- Measurement SW: DASY52, Version 52.6 (2); SEMCAD X Version 14.4.4 (2829)

**Configuration/Touch position - Mid/Area Scan (51x81x1):** Measurement grid:  
dx=15mm, dy=15mm

[Info: Interpolated medium parameters used for SAR evaluation.](#)


Maximum value of SAR (interpolated) = 0.494 mW/g

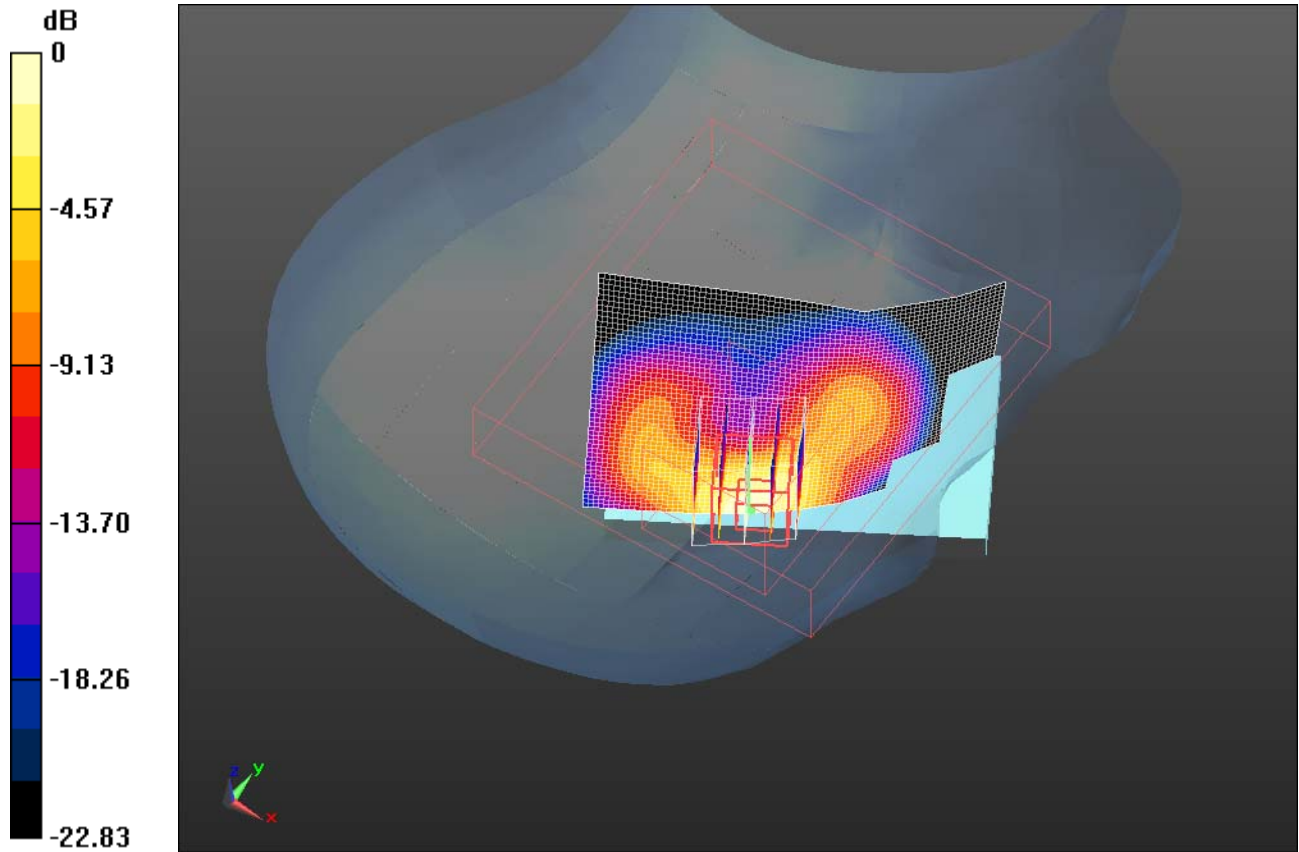
**Configuration/Touch position - Mid/Zoom Scan (5x5x7) (5x5x7)/Cube 0:**

Measurement grid: dx=7.5mm, dy=7.5mm, dz=5mm  
Reference Value = 6.955 V/m; Power Drift = 0.09 dB  
Peak SAR (extrapolated) = 1.172 W/kg  
**SAR(1 g) = 0.496 mW/g; SAR(10 g) = 0.216 mW/g**


[Info: Interpolated medium parameters used for SAR evaluation.](#)

Maximum value of SAR (measured) = 0.544 mW/g

	Document <b>Appendix B for the BlackBerry® Smartphone Model REC71UW/RED71UW SAR Report</b>			Page <b>77(166)</b>
	Author Data <b>Andrew Becker</b>	Dates of Test <b>June 28 – September 16, 2011</b>	Test Report No <b>RTS-5385-1108-74A</b>	FCC ID: <b>L6AREC70UW</b> <b>L6ARED70UW</b>



0 dB = 0.540mW/g

	Document <b>Appendix B for the BlackBerry® Smartphone Model REC71UW/RED71UW SAR Report</b>			Page <b>78(166)</b>
	Author Data <b>Andrew Becker</b>	Dates of Test <b>June 28 – September 16, 2011</b>	Test Report No <b>RTS-5385-1108-74A</b>	FCC ID: <b>L6AREC70UW</b> <b>L6ARED70UW</b>

Date/Time: 8/19/2011 1:35:16 PM, Date/Time: 8/19/2011 1:40:29 PM

Test Laboratory: RIM Testing Services

## RightHandSide\_802.11b\_mid\_chan\_amb\_temp\_23.4\_liq\_temp\_22.9C

**DUT: BlackBerry Smartphone; Type: Sample ; Serial: 27DD7A26**

Communication System: 802.11 b (2450); Frequency: 2437 MHz; Communication System PAR: 1.872 dB

Medium parameters used (interpolated):  $f = 2437$  MHz;  $\sigma = 1.84$  mho/m;  $\epsilon_r = 37.743$ ;  $\rho = 1000$  kg/m<sup>3</sup>

Phantom section: Right Section

Measurement Standard: DASYS (IEEE/IEC/1528)

DASY5 Configuration:

- Probe: ES3DV3 - SN3225; ConvF(4.6, 4.6, 4.6); Calibrated: 1/13/2011
- Sensor-Surface: 3mm (Mechanical Surface Detection), Sensor-Surface: 3mm (Mechanical Surface Detection)
- Electronics: DAE3 Sn472; Calibrated: 3/7/2011
- Phantom: SAM 1; Type: SAM 4.0; Serial: 1076
- Measurement SW: DASY52, Version 52.6 (2); SEMCAD X Version 14.4.4 (2829)

**Configuration/Touch position - Mid/Area Scan (51x81x1):** Measurement grid: dx=15mm, dy=15mm

[Info: Interpolated medium parameters used for SAR evaluation.](#)

Maximum value of SAR (interpolated) = 0.615 mW/g

**Configuration/Touch position - Mid/Zoom Scan (5x5x7) (5x5x7)/Cube 0:**

Measurement grid: dx=7.5mm, dy=7.5mm, dz=5mm


Reference Value = 7.603 V/m; Power Drift = 0.06 dB

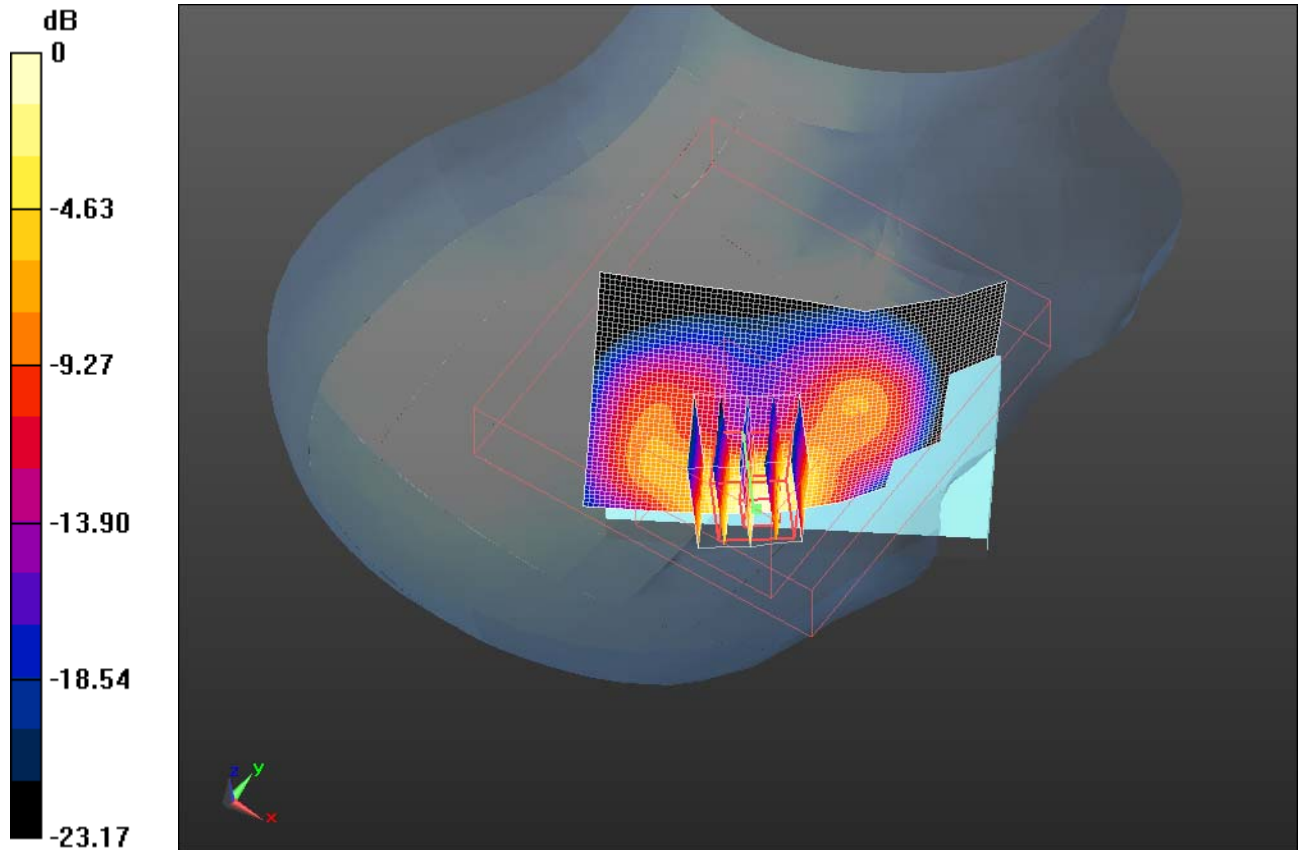
Peak SAR (extrapolated) = 1.410 W/kg

**SAR(1 g) = 0.614 mW/g; SAR(10 g) = 0.269 mW/g**


[Info: Interpolated medium parameters used for SAR evaluation.](#)

Maximum value of SAR (measured) = 0.785 mW/g

	Document <b>Appendix B for the BlackBerry® Smartphone Model REC71UW/RED71UW SAR Report</b>			Page <b>79(166)</b>
	Author Data <b>Andrew Becker</b>	Dates of Test <b>June 28 – September 16, 2011</b>	Test Report No <b>RTS-5385-1108-74A</b>	FCC ID: <b>L6AREC70UW</b> <b>L6ARED70UW</b>



0 dB = 0.790mW/g

	Document <b>Appendix B for the BlackBerry® Smartphone Model REC71UW/RED71UW SAR Report</b>			Page <b>80(166)</b>
	Author Data <b>Andrew Becker</b>	Dates of Test <b>June 28 – September 16, 2011</b>	Test Report No <b>RTS-5385-1108-74A</b>	FCC ID: <b>L6AREC70UW</b> <b>L6ARED70UW</b>

Date/Time: 8/19/2011 1:17:42 PM, Date/Time: 8/19/2011 1:22:54 PM

Test Laboratory: RIM Testing Services

## RightHandSide\_802.11b\_high\_chan\_amb\_temp\_23.3\_liq\_temp\_22.8C

**DUT: BlackBerry Smartphone; Type: Sample ; Serial: 27DD7A26**

Communication System: 802.11 b (2450); Communication System Band: 802.11 b;  
Frequency: 2462 MHz; Communication System PAR: 0 dB  
Medium parameters used (interpolated):  $f = 2462$  MHz;  $\sigma = 1.867$  mho/m;  $\epsilon_r = 37.661$ ;  $\rho = 1000$  kg/m<sup>3</sup>  
Phantom section: Right Section  
Measurement Standard: DASYS (IEEE/IEC/1528)

DASY5 Configuration:

- Probe: ES3DV3 - SN3225; ConvF(4.6, 4.6, 4.6); Calibrated: 1/13/2011
- Sensor-Surface: 3mm (Mechanical Surface Detection)
- Electronics: DAE3 Sn472; Calibrated: 3/7/2011
- Phantom: SAM 1; Type: SAM 4.0; Serial: 1076
- Measurement SW: DASY52, Version 52.6 (2); SEMCAD X Version 14.4.4 (2829)

**Configuration/Touch position - Mid/Area Scan (51x81x1):** Measurement grid:  
dx=15mm, dy=15mm

[Info: Interpolated medium parameters used for SAR evaluation.](#)

Maximum value of SAR (interpolated) = 0.430 mW/g


**Configuration/Touch position - Mid/Zoom Scan (5x5x7) (5x5x7)/Cube 0:**

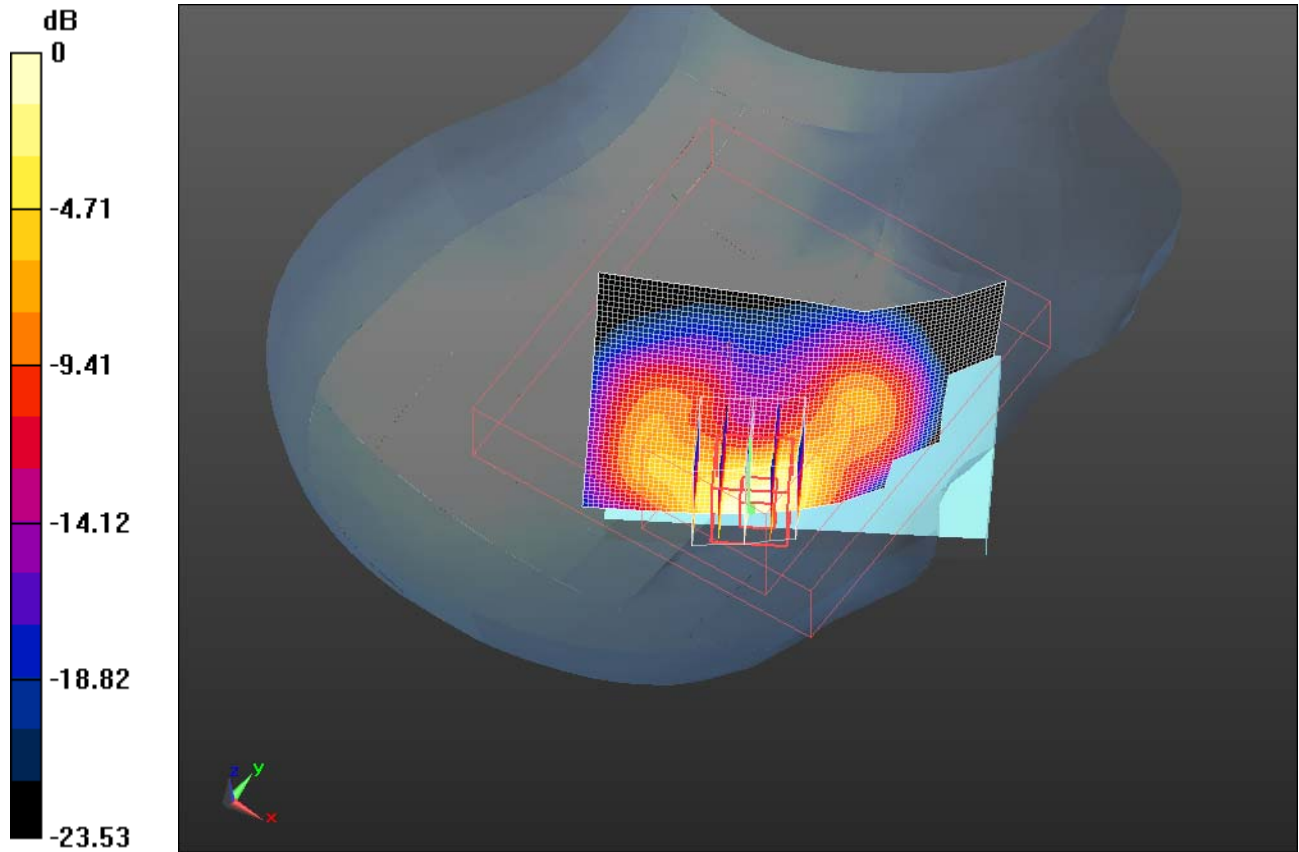
Measurement grid: dx=7.5mm, dy=7.5mm, dz=5mm  
Reference Value = 6.368 V/m; Power Drift = -0.03 dB  
Peak SAR (extrapolated) = 1.030 W/kg  
**SAR(1 g) = 0.434 mW/g; SAR(10 g) = 0.187 mW/g**

[Info: Interpolated medium parameters used for SAR evaluation.](#)


Maximum value of SAR (measured) = 0.462 mW/g



	Document <b>Appendix B for the BlackBerry® Smartphone Model REC71UW/RED71UW SAR Report</b>			Page <b>81(166)</b>
	Author Data <b>Andrew Becker</b>	Dates of Test <b>June 28 – September 16, 2011</b>	Test Report No <b>RTS-5385-1108-74A</b>	FCC ID: <b>L6AREC70UW</b> <b>L6ARED70UW</b>



0 dB = 0.460mW/g

	Document <b>Appendix B for the BlackBerry® Smartphone Model REC71UW/RED71UW</b> <b>SAR Report</b>			Page <b>82(166)</b>
	Author Data <b>Andrew Becker</b>	Dates of Test <b>June 28 – September 16, 2011</b>	Test Report No <b>RTS-5385-1108-74A</b>	FCC ID: <b>L6AREC70UW</b> <b>L6ARED70UW</b>

Date/Time: 8/19/2011 1:50:02 PM, Date/Time: 8/19/2011 1:55:14 PM

Test Laboratory: RIM Testing Services

**RightHandSide\_Tilt\_802.11b\_mid\_chan\_amb\_temp\_23.4\_liq\_temp\_22.9**

**C**

**DUT: BlackBerry Smartphone; Type: Sample ; Serial: 27DD7A26**

Communication System: 802.11 b (2450); Frequency: 2437 MHz; Communication System PAR: 1.872 dB

Medium parameters used (interpolated):  $f = 2437$  MHz;  $\sigma = 1.84$  mho/m;  $\epsilon_r = 37.743$ ;  $\rho = 1000$  kg/m<sup>3</sup>

Phantom section: Right Section

Measurement Standard: DASYS (IEEE/IEC/1528)

DASY5 Configuration:

- Probe: ES3DV3 - SN3225; ConvF(4.6, 4.6, 4.6); Calibrated: 1/13/2011
- Sensor-Surface: 3mm (Mechanical Surface Detection), Sensor-Surface: 3mm (Mechanical Surface Detection)
- Electronics: DAE3 Sn472; Calibrated: 3/7/2011
- Phantom: SAM 1; Type: SAM 4.0; Serial: 1076
- Measurement SW: DASYS2, Version 52.6 (2); SEMCAD X Version 14.4.4 (2829)

**Configuration/Touch position - Mid/Area Scan (51x81x1):** Measurement grid: dx=15mm, dy=15mm

[Info: Interpolated medium parameters used for SAR evaluation.](#)

Maximum value of SAR (interpolated) = 0.197 mW/g


**Configuration/Touch position - Mid/Zoom Scan (5x5x7) (5x5x7)/Cube 0:**

Measurement grid: dx=7.5mm, dy=7.5mm, dz=5mm

Reference Value = 9.577 V/m; Power Drift = -0.13 dB

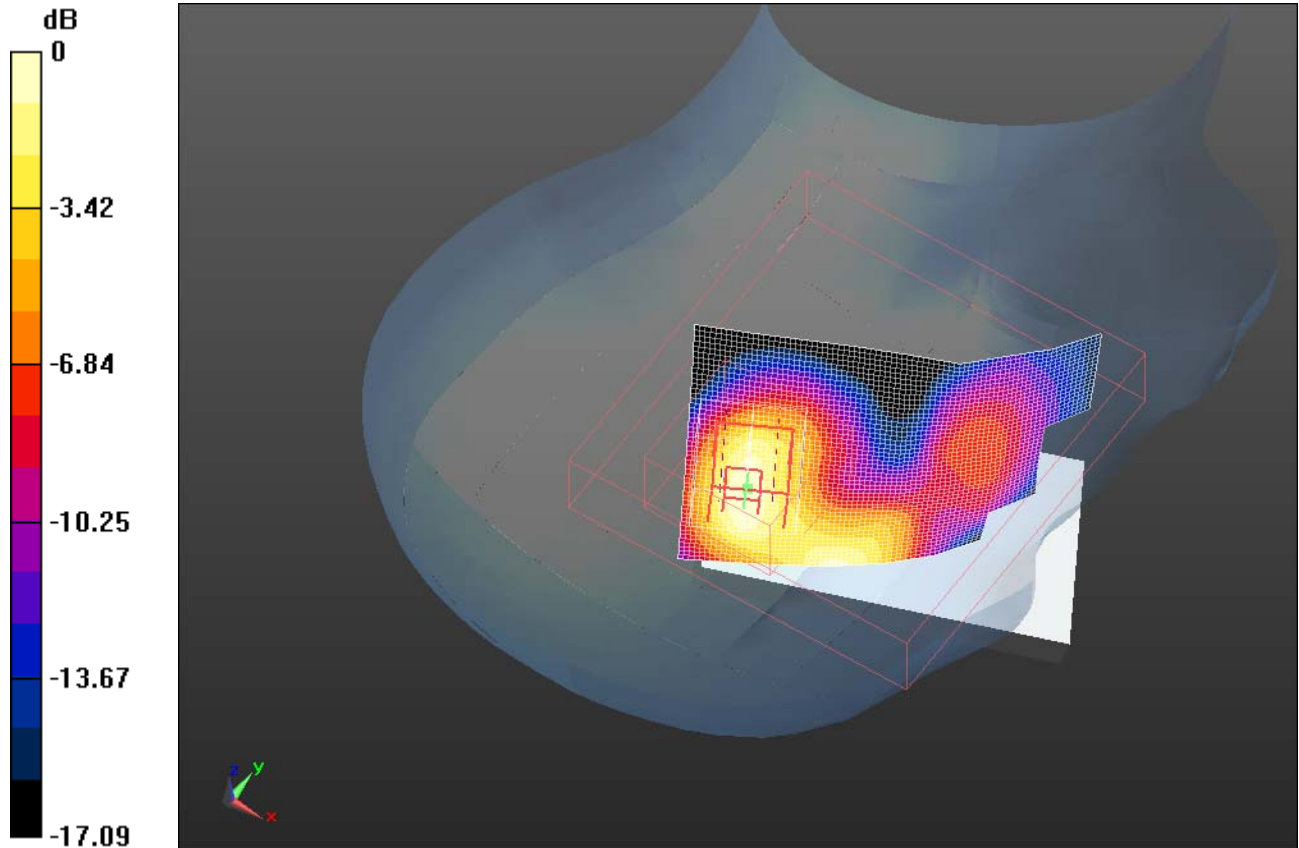
Peak SAR (extrapolated) = 0.287 W/kg

**SAR(1 g) = 0.161 mW/g; SAR(10 g) = 0.084 mW/g**


	Document <b>Appendix B for the BlackBerry® Smartphone Model REC71UW/RED71UW SAR Report</b>			Page <b>83(166)</b>
	Author Data <b>Andrew Becker</b>	Dates of Test <b>June 28 – September 16, 2011</b>	Test Report No <b>RTS-5385-1108-74A</b>	FCC ID: <b>L6AREC70UW</b> <b>L6ARED70UW</b>

Info: Interpolated medium parameters used for SAR evaluation.

Maximum value of SAR (measured) = 0.198 mW/g



0 dB = 0.200mW/g

	Document <b>Appendix B for the BlackBerry® Smartphone Model REC71UW/RED71UW SAR Report</b>			Page <b>84(166)</b>
	Author Data <b>Andrew Becker</b>	Dates of Test <b>June 28 – September 16, 2011</b>	Test Report No <b>RTS-5385-1108-74A</b>	FCC ID: <b>L6AREC70UW</b> <b>L6ARED70UW</b>

Date/Time: 9/7/2011 10:54:50 PM

Test Laboratory: RIM Testing Services

**Volume\_Scan\_RightHandSide\_802.11b\_mid\_chan\_amb\_temp\_23.5\_liq\_  
temp\_23.2C**

**DUT: BlackBerry Smartphone; Type: Sample ; Serial: 27DD7A26**

Communication System: 802.11 b (2450); Communication System Band: 802.11 b;  
Frequency: 2437 MHz; Communication System PAR: 0 dB  
Medium parameters used (interpolated):  $f = 2437$  MHz;  $\sigma = 1.863$  mho/m;  $\epsilon_r = 38.106$ ;  $\rho = 1000$  kg/m<sup>3</sup>  
Phantom section: Right Section  
Measurement Standard: DASYS (IEEE/IEC/1528)

DASY5 Configuration:


- Probe: ES3DV3 - SN3225; ConvF(4.6, 4.6, 4.6); Calibrated: 1/13/2011
- Sensor-Surface: 3mm (Mechanical Surface Detection)
- Electronics: DAE3 Sn472; Calibrated: 3/7/2011
- Phantom: SAM 1; Type: SAM 4.0; Serial: 1076
- Measurement SW: DASY52, Version 52.6 (2); SEMCAD X Version 14.4.4 (2829)

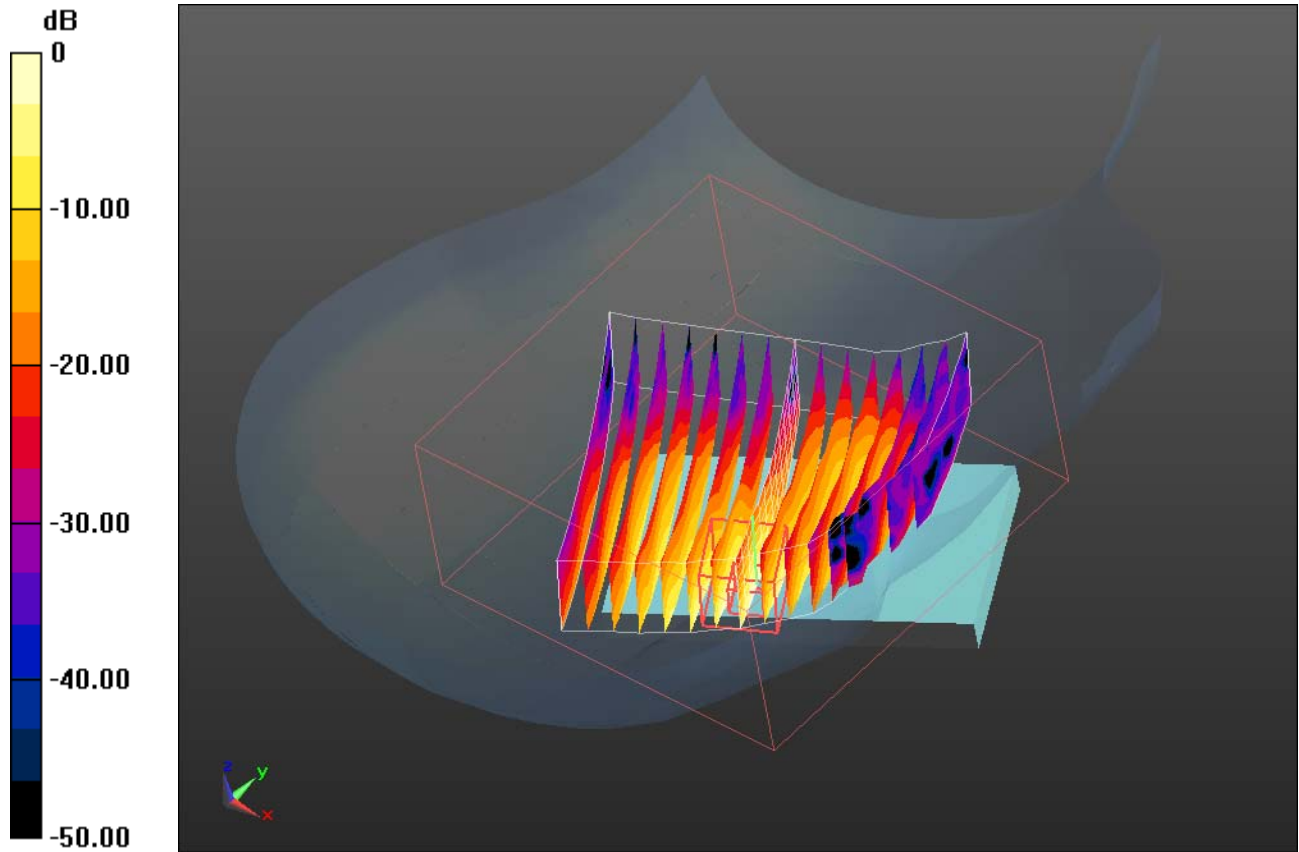
**Configuration/Touch position - Volume Scan/Volume Scan**

**(13x15x7)/Cube 0:** Measurement grid:  $dx=7.5$ mm,  $dy=7.5$ mm,  $dz=5$ mm  
Reference Value = 7.537 V/m; Power Drift = -0.07 dB  
Peak SAR (extrapolated) = 1.276 W/kg  
**SAR(1 g) = 0.554 mW/g; SAR(10 g) = 0.236 mW/g**


[Info: Interpolated medium parameters used for SAR evaluation.](#)

Maximum value of SAR (measured) = 0.692 mW/g

	Document <b>Appendix B for the BlackBerry® Smartphone Model REC71UW/RED71UW SAR Report</b>			Page <b>85(166)</b>
	Author Data <b>Andrew Becker</b>	Dates of Test <b>June 28 – September 16, 2011</b>	Test Report No <b>RTS-5385-1108-74A</b>	FCC ID: <b>L6AREC70UW</b> <b>L6ARED70UW</b>



0 dB = 0.690mW/g

	Document <b>Appendix B for the BlackBerry® Smartphone Model REC71UW/RED71UW SAR Report</b>			Page <b>86(166)</b>
	Author Data <b>Andrew Becker</b>	Dates of Test <b>June 28 – September 16, 2011</b>	Test Report No <b>RTS-5385-1108-74A</b>	FCC ID: <b>L6AREC70UW</b> <b>L6ARED70UW</b>

Date/Time: 8/19/2011 11:16:30 AM, Date/Time: 8/19/2011 11:22:17 AM

Test Laboratory: RIM Testing Services

## LeftHandSide\_802.11b\_low\_chan\_amb\_temp\_23.5\_liq\_temp\_23.0C

**DUT: BlackBerry Smartphone; Type: Sample ; Serial: 27DD7A26**

Communication System: 802.11 b (2450); Communication System Band: 802.11 b;  
Frequency: 2412 MHz; Communication System PAR: 0 dB  
Medium parameters used (interpolated):  $f = 2412$  MHz;  $\sigma = 1.813$  mho/m;  $\epsilon_r = 37.84$ ;  $\rho = 1000$  kg/m<sup>3</sup>  
Phantom section: Left Section  
Measurement Standard: DASYS (IEEE/IEC/1528)

DASY5 Configuration:

- Probe: ES3DV3 - SN3225; ConvF(4.6, 4.6, 4.6); Calibrated: 1/13/2011
- Sensor-Surface: 3mm (Mechanical Surface Detection), Sensor-Surface: 3mm (Mechanical Surface Detection)
- Electronics: DAE3 Sn472; Calibrated: 3/7/2011
- Phantom: SAM 1; Type: SAM 4.0; Serial: 1076
- Measurement SW: DASY52, Version 52.6 (2); SEMCAD X Version 14.4.4 (2829)

**Configuration/Touch position -/Area Scan (61x81x1):** Measurement grid: dx=15mm, dy=15mm

[Info: Interpolated medium parameters used for SAR evaluation.](#)


Maximum value of SAR (interpolated) = 0.282 mW/g

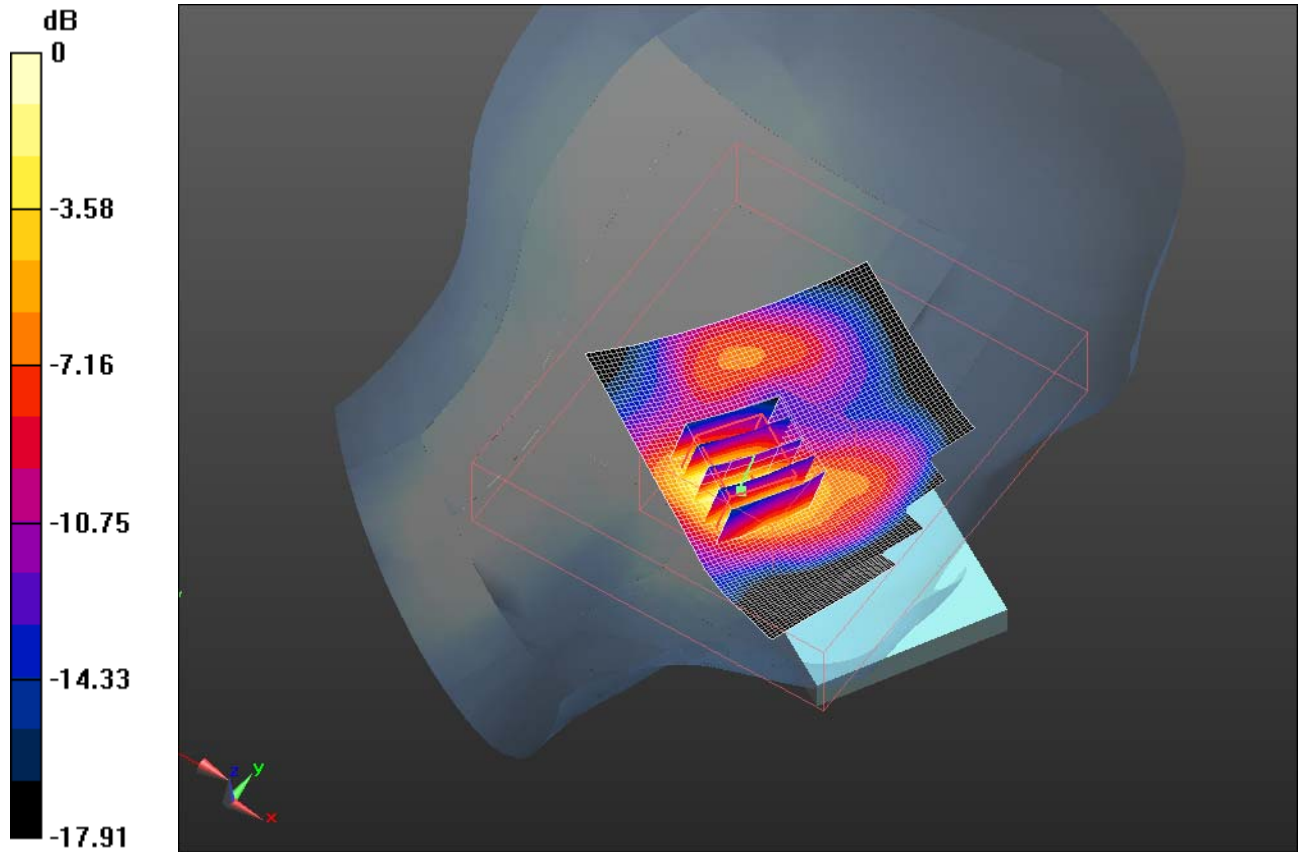
**Configuration/Touch position -/Zoom Scan (5x5x7) (5x5x7)/Cube 0:**

Measurement grid: dx=7.5mm, dy=7.5mm, dz=5mm  
Reference Value = 6.481 V/m; Power Drift = 0.07 dB  
Peak SAR (extrapolated) = 0.564 W/kg  
**SAR(1 g) = 0.262 mW/g; SAR(10 g) = 0.118 mW/g**


[Info: Interpolated medium parameters used for SAR evaluation.](#)

Maximum value of SAR (measured) = 0.340 mW/g

	Document <b>Appendix B for the BlackBerry® Smartphone Model REC71UW/RED71UW SAR Report</b>			Page <b>87(166)</b>
	Author Data <b>Andrew Becker</b>	Dates of Test <b>June 28 – September 16, 2011</b>	Test Report No <b>RTS-5385-1108-74A</b>	FCC ID: <b>L6AREC70UW</b> <b>L6ARED70UW</b>



0 dB = 0.340mW/g

	Document <b>Appendix B for the BlackBerry® Smartphone Model REC71UW/RED71UW SAR Report</b>			Page <b>88(166)</b>
	Author Data <b>Andrew Becker</b>	Dates of Test <b>June 28 – September 16, 2011</b>	Test Report No <b>RTS-5385-1108-74A</b>	FCC ID: <b>L6AREC70UW</b> <b>L6ARED70UW</b>

Date/Time: 8/19/2011 10:58:55 AM, Date/Time: 8/19/2011 11:07:00 AM

Test Laboratory: RIM Testing Services

## LeftHandSide\_802.11b\_mid\_chan\_amb\_temp\_23.5\_liq\_temp\_23.0C

**DUT: BlackBerry Smartphone; Type: Sample ; Serial: 27DD7A26**

Communication System: 802.11 b (2450); Frequency: 2437 MHz; Communication System PAR: 1.872 dB

Medium parameters used (interpolated):  $f = 2437$  MHz;  $\sigma = 1.84$  mho/m;  $\epsilon_r = 37.743$ ;  $\rho = 1000$  kg/m<sup>3</sup>

Phantom section: Left Section

Measurement Standard: DASYS (IEEE/IEC/1528)

DASY5 Configuration:

- Probe: ES3DV3 - SN3225; ConvF(4.6, 4.6, 4.6); Calibrated: 1/13/2011
- Sensor-Surface: 3mm (Mechanical Surface Detection), Sensor-Surface: 3mm (Mechanical Surface Detection)
- Electronics: DAE3 Sn472; Calibrated: 3/7/2011
- Phantom: SAM 1; Type: SAM 4.0; Serial: 1076
- Measurement SW: DASYS2, Version 52.6 (2); SEMCAD X Version 14.4.4 (2829)

**Configuration/Touch position -/Area Scan (61x81x1):** Measurement grid: dx=15mm, dy=15mm

[Info: Interpolated medium parameters used for SAR evaluation.](#)

Maximum value of SAR (interpolated) = 0.410 mW/g

**Configuration/Touch position -/Zoom Scan (5x5x7) (5x5x7)/Cube 0:**

Measurement grid: dx=7.5mm, dy=7.5mm, dz=5mm

Reference Value = 7.445 V/m; Power Drift = -0.14 dB


Peak SAR (extrapolated) = 0.801 W/kg

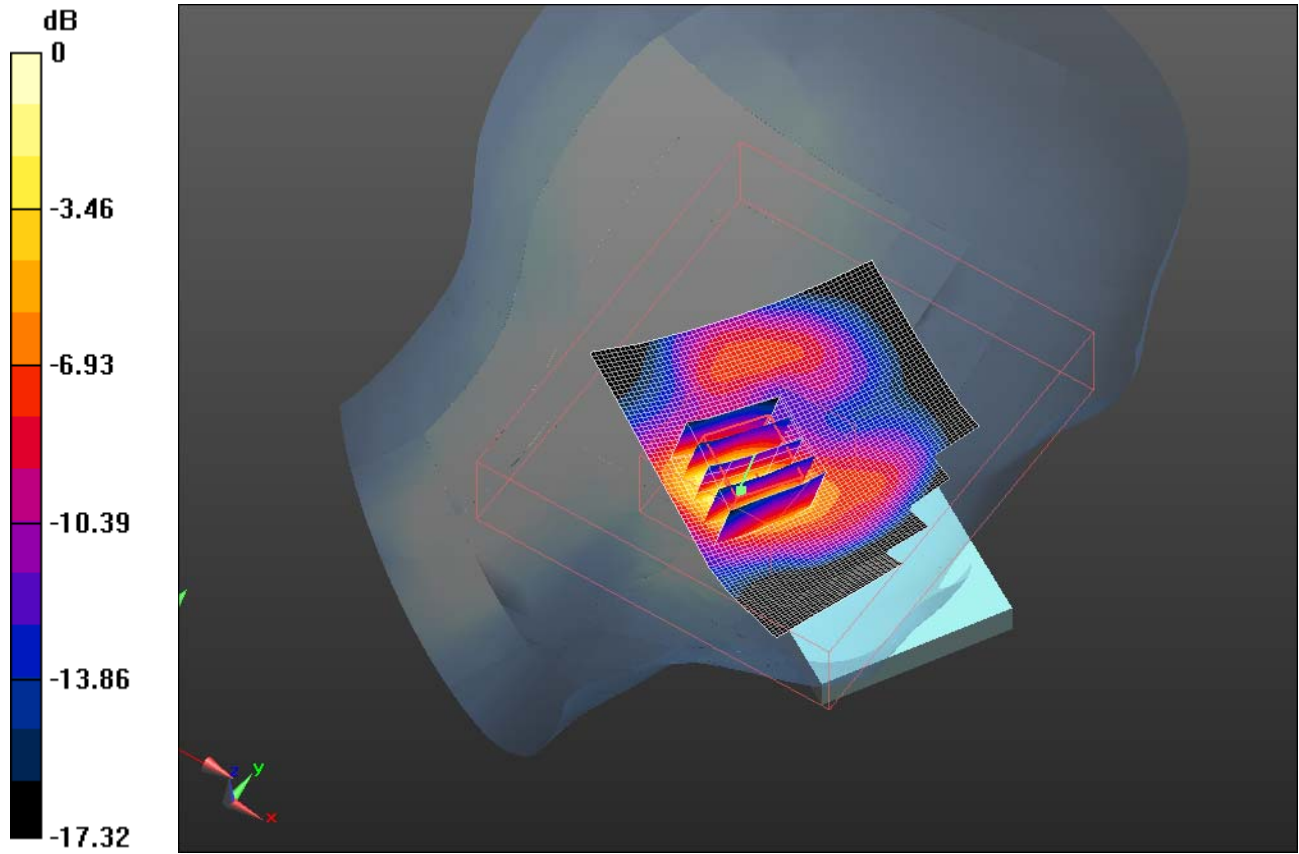
**SAR(1 g) = 0.371 mW/g; SAR(10 g) = 0.167 mW/g**

[Info: Interpolated medium parameters used for SAR evaluation.](#)


Maximum value of SAR (measured) = 0.495 mW/g



	Document <b>Appendix B for the BlackBerry® Smartphone Model REC71UW/RED71UW SAR Report</b>			Page <b>89(166)</b>
	Author Data <b>Andrew Becker</b>	Dates of Test <b>June 28 – September 16, 2011</b>	Test Report No <b>RTS-5385-1108-74A</b>	FCC ID: <b>L6AREC70UW</b> <b>L6ARED70UW</b>



0 dB = 0.500mW/g

	Document <b>Appendix B for the BlackBerry® Smartphone Model REC71UW/RED71UW SAR Report</b>			Page <b>90(166)</b>
	Author Data <b>Andrew Becker</b>	Dates of Test <b>June 28 – September 16, 2011</b>	Test Report No <b>RTS-5385-1108-74A</b>	FCC ID: <b>L6AREC70UW</b> <b>L6ARED70UW</b>

Date/Time: 8/19/2011 11:36:08 AM, Date/Time: 8/19/2011 11:41:56 AM

Test Laboratory: RIM Testing Services

## LeftHandSide\_802.11b\_high\_chan\_amb\_temp\_23.4\_liq\_temp\_22.9C

**DUT: BlackBerry Smartphone; Type: Sample ; Serial: 27DD7A26**

Communication System: 802.11 b (2450); Communication System Band: 802.11 b;  
Frequency: 2462 MHz; Communication System PAR: 0 dB  
Medium parameters used (interpolated):  $f = 2462$  MHz;  $\sigma = 1.867$  mho/m;  $\epsilon_r = 37.661$ ;  $\rho = 1000$  kg/m<sup>3</sup>  
Phantom section: Left Section  
Measurement Standard: DASYS (IEEE/IEC/1528)

DASY5 Configuration:

- Probe: ES3DV3 - SN3225; ConvF(4.6, 4.6, 4.6); Calibrated: 1/13/2011
- Sensor-Surface: 3mm (Mechanical Surface Detection), Sensor-Surface: 3mm (Mechanical Surface Detection)
- Electronics: DAE3 Sn472; Calibrated: 3/7/2011
- Phantom: SAM 1; Type: SAM 4.0; Serial: 1076
- Measurement SW: DASYS2, Version 52.6 (2); SEMCAD X Version 14.4.4 (2829)

**Configuration/Touch position -/Area Scan (61x81x1):** Measurement grid:  
dx=15mm, dy=15mm

[Info: Interpolated medium parameters used for SAR evaluation.](#)


Maximum value of SAR (interpolated) = 0.249 mW/g

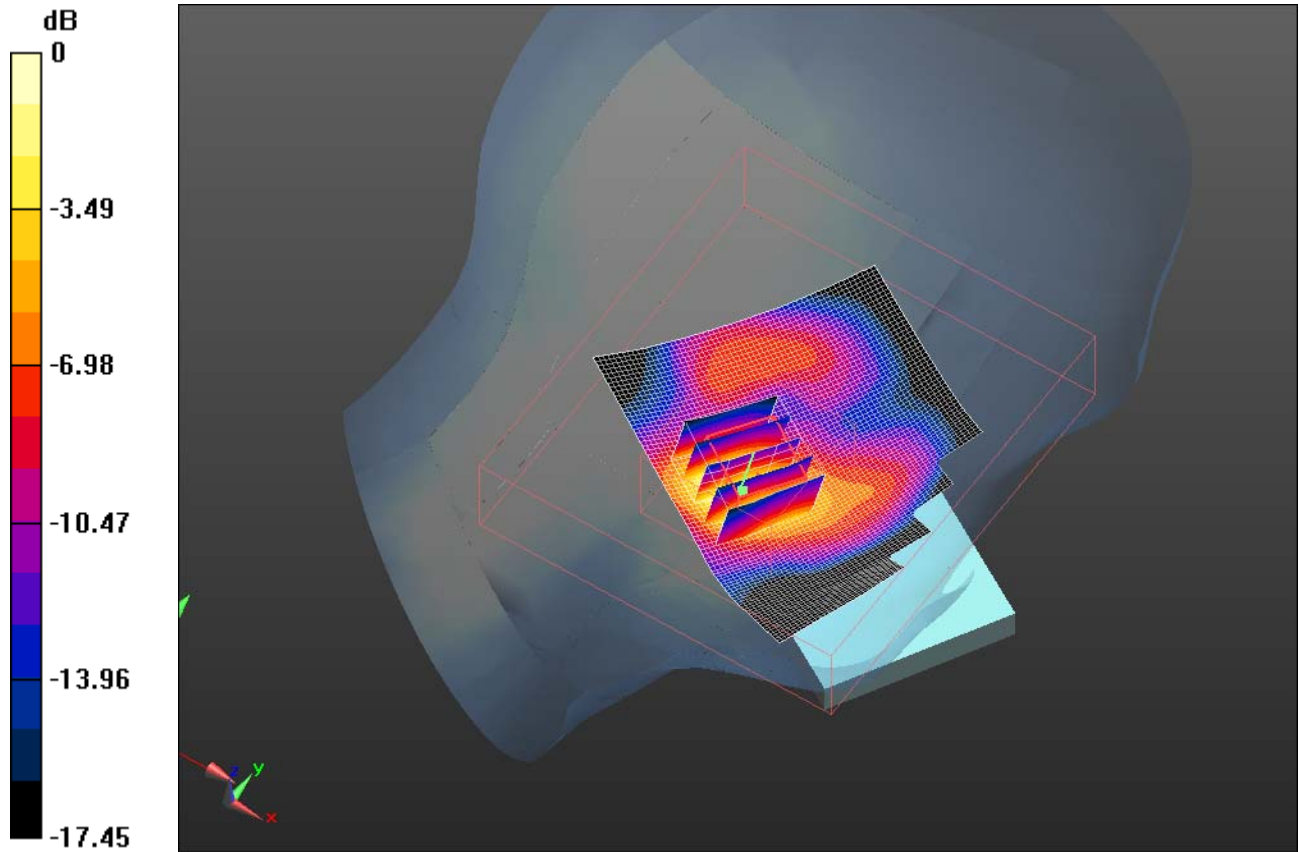
**Configuration/Touch position -/Zoom Scan (5x5x7) (5x5x7)/Cube 0:**

Measurement grid: dx=7.5mm, dy=7.5mm, dz=5mm  
Reference Value = 6.024 V/m; Power Drift = -0.02 dB  
Peak SAR (extrapolated) = 0.486 W/kg  
**SAR(1 g) = 0.226 mW/g; SAR(10 g) = 0.103 mW/g**


[Info: Interpolated medium parameters used for SAR evaluation.](#)

Maximum value of SAR (measured) = 0.304 mW/g

	Document <b>Appendix B for the BlackBerry® Smartphone Model REC71UW/RED71UW SAR Report</b>			Page <b>91(166)</b>
	Author Data <b>Andrew Becker</b>	Dates of Test <b>June 28 – September 16, 2011</b>	Test Report No <b>RTS-5385-1108-74A</b>	FCC ID: <b>L6AREC70UW</b> <b>L6ARED70UW</b>



0 dB = 0.300mW/g

	Document <b>Appendix B for the BlackBerry® Smartphone Model REC71UW/RED71UW SAR Report</b>			Page <b>92(166)</b>
	Author Data <b>Andrew Becker</b>	Dates of Test <b>June 28 – September 16, 2011</b>	Test Report No <b>RTS-5385-1108-74A</b>	FCC ID: <b>L6AREC70UW</b> <b>L6ARED70UW</b>

Date/Time: 8/19/2011 12:08:45 PM, Date/Time: 8/19/2011 12:14:33 PM

Test Laboratory: RIM Testing Services

## LeftHandSide\_Tilt\_802.11b\_mid\_chan\_amb\_temp\_23.4\_liq\_temp\_22.9C

**DUT: BlackBerry Smartphone; Type: Sample ; Serial: 27DD7A26**

Communication System: 802.11 b (2450); Communication System Band: 802.11 b;  
Frequency: 2437 MHz; Communication System PAR: 0 dB  
Medium parameters used (interpolated):  $f = 2437$  MHz;  $\sigma = 1.84$  mho/m;  $\epsilon_r = 37.743$ ;  $\rho = 1000$  kg/m<sup>3</sup>  
Phantom section: Left Section  
Measurement Standard: DASYS5 (IEEE/IEC/1528)

DASY5 Configuration:

- Probe: ES3DV3 - SN3225; ConvF(4.6, 4.6, 4.6); Calibrated: 1/13/2011
- Sensor-Surface: 3mm (Mechanical Surface Detection), Sensor-Surface: 3mm (Mechanical Surface Detection)
- Electronics: DAE3 Sn472; Calibrated: 3/7/2011
- Phantom: SAM 1; Type: SAM 4.0; Serial: 1076
- Measurement SW: DASYS5, Version 52.6 (2); SEMCAD X Version 14.4.4 (2829)

**Configuration/Touch position -/Area Scan (61x81x1):** Measurement grid:  
dx=15mm, dy=15mm

[Info: Interpolated medium parameters used for SAR evaluation.](#)


Maximum value of SAR (interpolated) = 0.125 mW/g

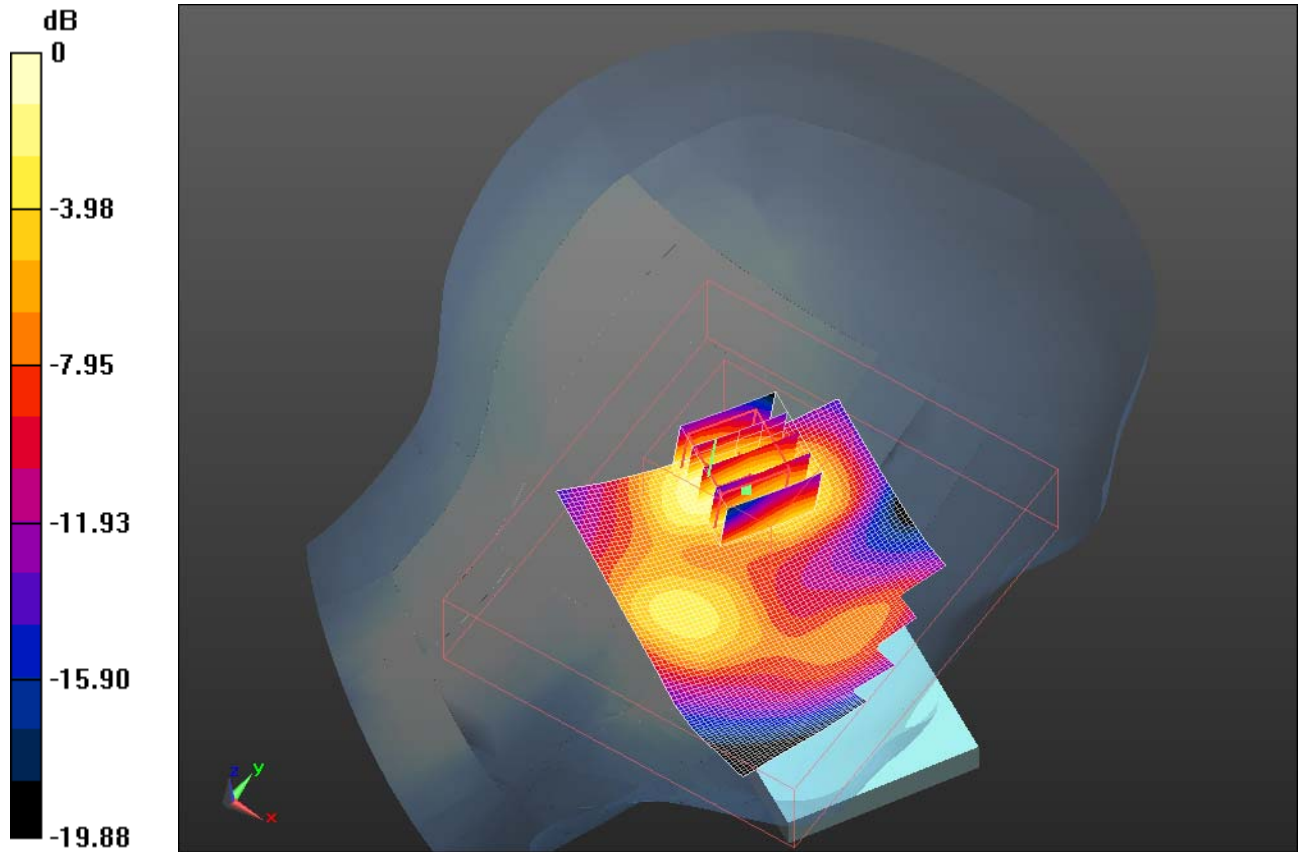
**Configuration/Touch position -/Zoom Scan (5x5x7) (5x5x7)/Cube 0:**

Measurement grid: dx=7.5mm, dy=7.5mm, dz=5mm  
Reference Value = 8.803 V/m; Power Drift = -0.004 dB  
Peak SAR (extrapolated) = 0.224 W/kg  
**SAR(1 g) = 0.120 mW/g; SAR(10 g) = 0.061 mW/g**


[Info: Interpolated medium parameters used for SAR evaluation.](#)

Maximum value of SAR (measured) = 0.145 mW/g

	Document <b>Appendix B for the BlackBerry® Smartphone Model REC71UW/RED71UW SAR Report</b>			Page <b>93(166)</b>
	Author Data <b>Andrew Becker</b>	Dates of Test <b>June 28 – September 16, 2011</b>	Test Report No <b>RTS-5385-1108-74A</b>	FCC ID: <b>L6AREC70UW</b> <b>L6ARED70UW</b>



0 dB = 0.150mW/g

	Document <b>Appendix B for the BlackBerry® Smartphone Model REC71UW/RED71UW SAR Report</b>			Page <b>94(166)</b>
	Author Data <b>Andrew Becker</b>	Dates of Test <b>June 28 – September 16, 2011</b>	Test Report No <b>RTS-5385-1108-74A</b>	FCC ID: <b>L6AREC70UW</b> <b>L6ARED70UW</b>

Date/Time: 9/7/2011 7:44:27 PM

Test Laboratory: RIM Testing Services

**Volume\_Scan\_LeftHandSide\_802.11b\_mid\_chan\_amb\_temp\_23.8\_liq\_t  
emp\_23.2C**

**DUT: BlackBerry Smartphone; Type: Sample ; Serial: 27DD7A26**

Communication System: 802.11 b (2450); Communication System Band: 802.11 b;  
Frequency: 2437 MHz; Communication System PAR: 0 dB  
Medium parameters used (interpolated):  $f = 2437$  MHz;  $\sigma = 1.863$  mho/m;  $\epsilon_r = 38.106$ ;  $\rho = 1000$  kg/m<sup>3</sup>  
Phantom section: Left Section  
Measurement Standard: DASYS (IEEE/IEC/1528)

DASY5 Configuration:

- Probe: ES3DV3 - SN3225; ConvF(4.6, 4.6, 4.6); Calibrated: 1/13/2011
- Sensor-Surface: 3mm (Mechanical Surface Detection)
- Electronics: DAE3 Sn472; Calibrated: 3/7/2011
- Phantom: SAM 1; Type: SAM 4.0; Serial: 1076
- Measurement SW: DASY52, Version 52.6 (2); SEMCAD X Version 14.4.4 (2829)

**Configuration/Touch position - Volume Scan/Volume Scan**

**(13x15x7)/Cube 0:** Measurement grid: dx=7.5mm, dy=7.5mm, dz=5mm


Reference Value = 7.544 V/m; Power Drift = -0.07 dB

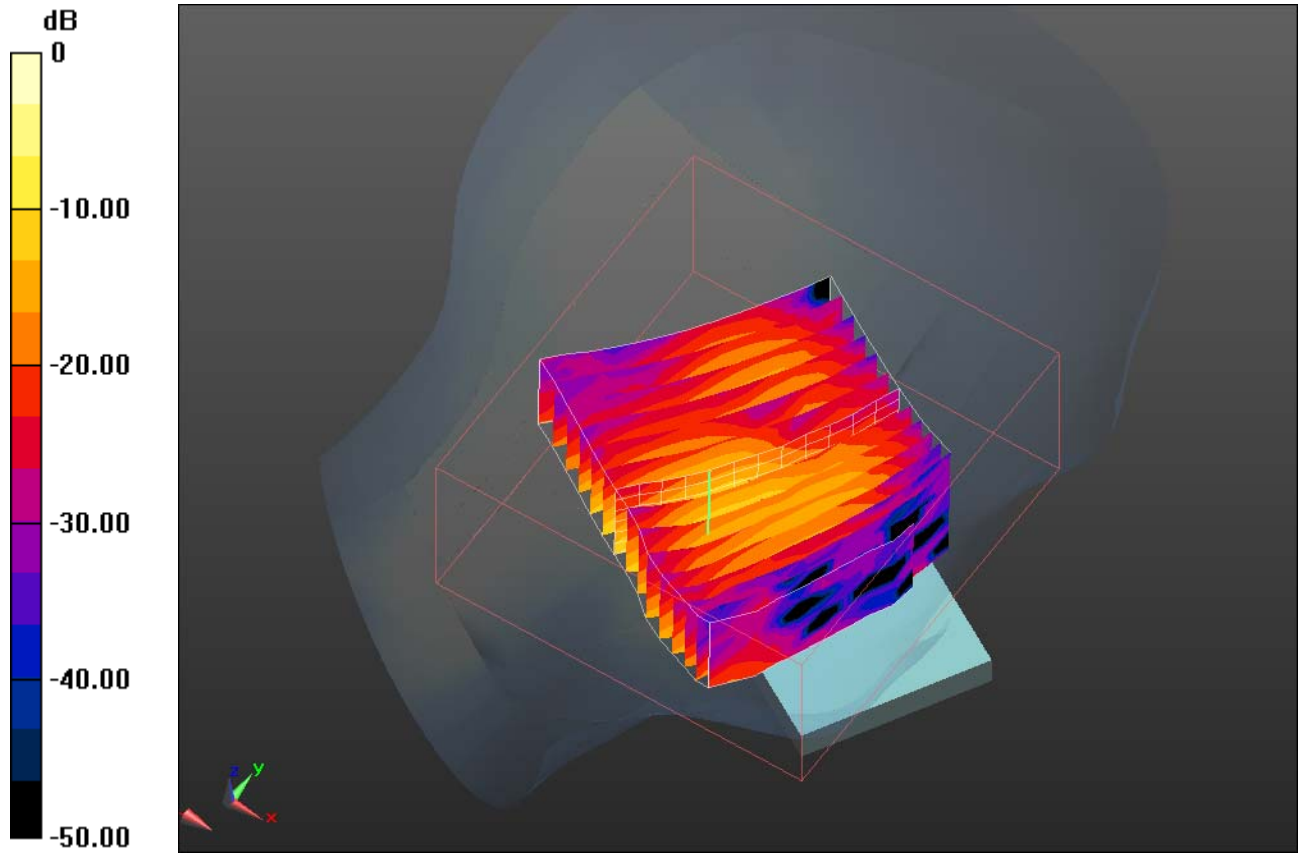
Peak SAR (extrapolated) = 0.806 W/kg

**SAR(1 g) = 0.379 mW/g; SAR(10 g) = 0.170 mW/g**


[Info: Interpolated medium parameters used for SAR evaluation.](#)

Maximum value of SAR (measured) = 0.457 mW/g

	Document <b>Appendix B for the BlackBerry® Smartphone Model REC71UW/RED71UW SAR Report</b>			Page <b>95(166)</b>
	Author Data <b>Andrew Becker</b>	Dates of Test <b>June 28 – September 16, 2011</b>	Test Report No <b>RTS-5385-1108-74A</b>	FCC ID: <b>L6AREC70UW</b> <b>L6ARED70UW</b>



0 dB = 0.460mW/g

	Document <b>Appendix B for the BlackBerry® Smartphone Model REC71UW/RED71UW SAR Report</b>			Page <b>96(166)</b>
	Author Data <b>Andrew Becker</b>	Dates of Test <b>June 28 – September 16, 2011</b>	Test Report No <b>RTS-5385-1108-74A</b>	FCC ID: <b>L6AREC70UW</b> <b>L6ARED70UW</b>

Date/Time: 8/23/2011 12:13:12 AM, Date/Time: 8/23/2011 12:18:22 AM

Test Laboratory: RIM Testing Services

## RightHandSide\_Bluetooth\_high\_chan\_amb\_temp\_23.2\_liq\_temp\_22.5C

**DUT: BlackBerry Smartphone; Type: Sample ; Serial: 27DD7A26**

Communication System: Bluetooth; Communication System Band: Bluetooth;  
Frequency: 2480 MHz; Communication System PAR: 0 dB  
Medium parameters used:  $f = 2480$  MHz;  $\sigma = 1.917$  mho/m;  $\epsilon_r = 37.382$ ;  $\rho = 1000$  kg/m<sup>3</sup>  
Phantom section: Right Section  
Measurement Standard: DASYS (IEEE/IEC/1528)


DASY5 Configuration:

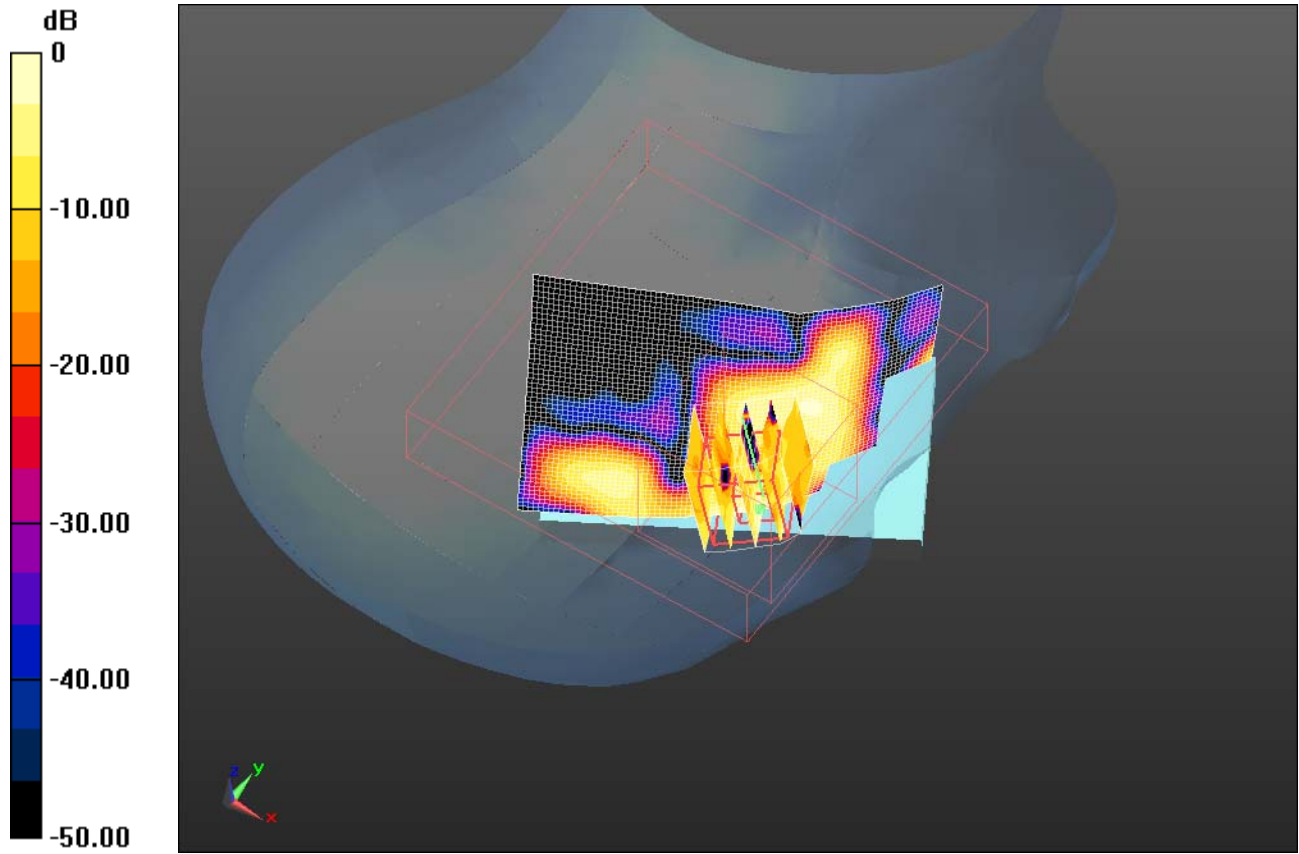
- Probe: ES3DV3 - SN3225; ConvF(4.6, 4.6, 4.6); Calibrated: 1/13/2011
- Sensor-Surface: 3mm (Mechanical Surface Detection)
- Electronics: DAE3 Sn472; Calibrated: 3/7/2011
- Phantom: SAM 1; Type: SAM 4.0; Serial: 1076
- Measurement SW: DASYS2, Version 52.6 (2); SEMCAD X Version 14.4.4 (2829)

**Configuration/Touch position -/Area Scan (51x81x1):** Measurement grid:  
dx=15mm, dy=15mm  
Maximum value of SAR (interpolated) = 0.006 mW/g


**Configuration/Touch position -/Zoom Scan (5x5x7) (5x5x7)/Cube 0:**  
Measurement grid: dx=7.5mm, dy=7.5mm, dz=5mm  
Reference Value = 1.063 V/m; Power Drift = 0.39 dB  
Peak SAR (extrapolated) = 0.017 W/kg  
**SAR(1 g) = 0.00304 mW/g; SAR(10 g) = 0.000971 mW/g**  
Maximum value of SAR (measured) = 0.00448 mW/g



	Document <b>Appendix B for the BlackBerry® Smartphone Model REC71UW/RED71UW SAR Report</b>			Page <b>97(166)</b>
	Author Data <b>Andrew Becker</b>	Dates of Test <b>June 28 – September 16, 2011</b>	Test Report No <b>RTS-5385-1108-74A</b>	FCC ID: <b>L6AREC70UW</b> <b>L6ARED70UW</b>



0 dB = 0.0045mW/g

	Document <b>Appendix B for the BlackBerry® Smartphone Model REC71UW/RED71UW SAR Report</b>			Page <b>98(166)</b>
	Author Data <b>Andrew Becker</b>	Dates of Test <b>June 28 – September 16, 2011</b>	Test Report No <b>RTS-5385-1108-74A</b>	FCC ID: <b>L6AREC70UW</b> <b>L6ARED70UW</b>

Date/Time: 8/22/2011 11:50:46 PM, Date/Time: 8/22/2011 11:56:30 PM

Test Laboratory: RIM Testing Services

## LeftHandSide\_Bluetooth\_high\_chan\_amb\_temp\_23.2\_liq\_temp\_22.5C

**DUT: BlackBerry Smartphone; Type: Sample ; Serial: 27DD7A26**


Communication System: Bluetooth; Communication System Band: Bluetooth;  
Frequency: 2480 MHz; Communication System PAR: 0 dB  
Medium parameters used:  $f = 2480$  MHz;  $\sigma = 1.917$  mho/m;  $\epsilon_r = 37.382$ ;  $\rho = 1000$  kg/m<sup>3</sup>  
Phantom section: Left Section  
Measurement Standard: DASYS (IEEE/IEC/1528)

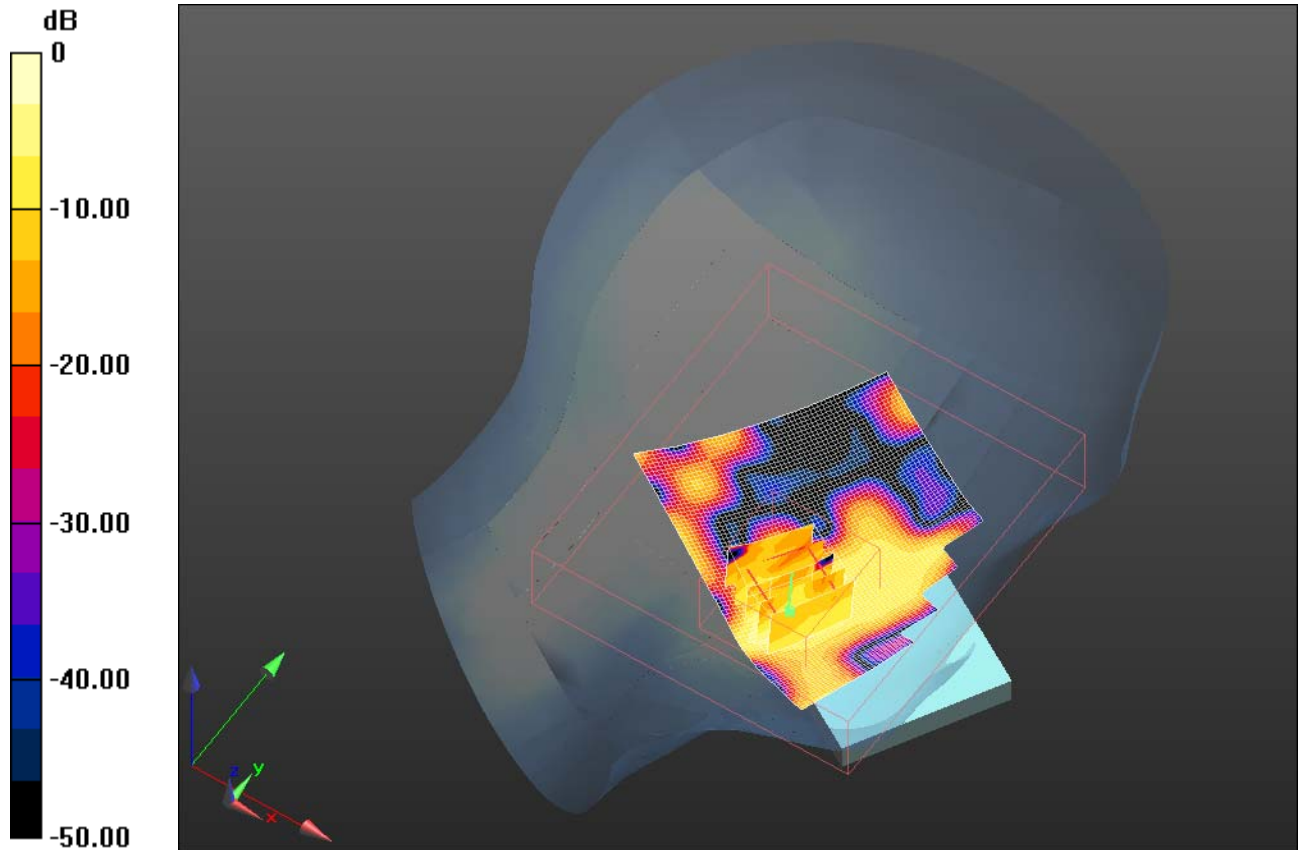
DASY5 Configuration:

- Probe: ES3DV3 - SN3225; ConvF(4.6, 4.6, 4.6); Calibrated: 1/13/2011
- Sensor-Surface: 3mm (Mechanical Surface Detection)
- Electronics: DAE3 Sn472; Calibrated: 3/7/2011
- Phantom: SAM 1; Type: SAM 4.0; Serial: 1076
- Measurement SW: DASY52, Version 52.6 (2); SEMCAD X Version 14.4.4 (2829)


**Configuration/Touch position -/Area Scan (61x81x1):** Measurement grid:  
dx=15mm, dy=15mm  
Maximum value of SAR (interpolated) = 0.011 mW/g

**Configuration/Touch position -/Zoom Scan (5x5x7) (5x5x7)/Cube 0:**  
Measurement grid: dx=7.5mm, dy=7.5mm, dz=5mm  
Reference Value = 0.601 V/m; Power Drift = 5.02 dB  
Peak SAR (extrapolated) = 0.013 W/kg  
**SAR(1 g) = 0.00578 mW/g; SAR(10 g) = 0.00223 mW/g**  
Maximum value of SAR (measured) = 0.00933 mW/g

	Document <b>Appendix B for the BlackBerry® Smartphone Model REC71UW/RED71UW SAR Report</b>			Page <b>99(166)</b>
	Author Data <b>Andrew Becker</b>	Dates of Test <b>June 28 – September 16, 2011</b>	Test Report No <b>RTS-5385-1108-74A</b>	FCC ID: <b>L6AREC70UW</b> <b>L6ARED70UW</b>



0 dB = 0.0093mW/g

	Document <b>Appendix B for the BlackBerry® Smartphone Model REC71UW/RED71UW SAR Report</b>			Page <b>100(166)</b>
	Author Data <b>Andrew Becker</b>	Dates of Test <b>June 28 – September 16, 2011</b>	Test Report No <b>RTS-5385-1108-74A</b>	FCC ID: <b>L6AREC70UW</b> <b>L6ARED70UW</b>

Date/Time: 9/8/2011 12:39:33 PM

Test Laboratory: RIM Testing Services

**Volume\_Scan\_LeftHandSide\_Bluetooth\_high\_chan\_amb\_temp\_24.4\_liq  
\_temp\_22.6C**

**DUT: BlackBerry Smartphone; Type: Sample ; Serial: 27DD7A26**

Communication System: Bluetooth; Communication System Band: Bluetooth;  
Frequency: 2480 MHz; Communication System PAR: 0 dB  
Medium parameters used:  $f = 2480$  MHz;  $\sigma = 1.914$  mho/m;  $\epsilon_r = 37.887$ ;  $\rho = 1000$  kg/m<sup>3</sup>  
Phantom section: Left Section  
Measurement Standard: DASYS (IEEE/IEC/1528)

DASY5 Configuration:

- Probe: ES3DV3 - SN3225; ConvF(4.6, 4.6, 4.6); Calibrated: 1/13/2011
- Sensor-Surface: 3mm (Mechanical Surface Detection)
- Electronics: DAE3 Sn472; Calibrated: 3/7/2011
- Phantom: SAM 1; Type: SAM 4.0; Serial: 1076
- Measurement SW: DASY52, Version 52.6 (2); SEMCAD X Version 14.4.4 (2829)

**Configuration/Touch position Volume Scan/Volume Scan (13x15x7)/Cube**

**0:** Measurement grid:  $dx=7.5$ mm,  $dy=7.5$ mm,  $dz=5$ mm  
Reference Value = 0.680 V/m; Power Drift = 1.56 dB  
Peak SAR (extrapolated) = 0.002 W/kg  
**SAR(1 g) = 0.000316 mW/g; SAR(10 g) = 8.58e-005 mW/g**

Maximum value of SAR (measured) = 0.0011 mW/g

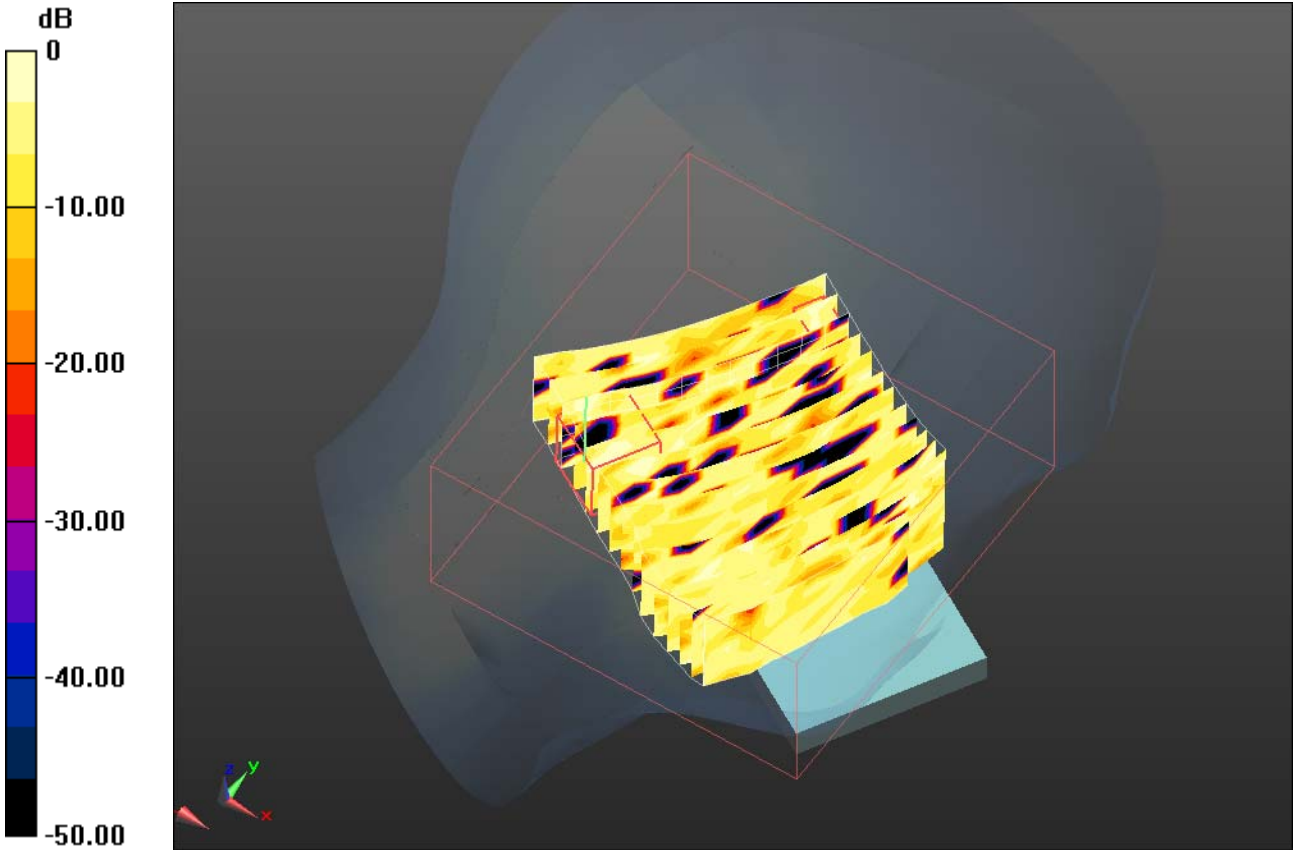
Author Data  
**Andrew Becker**

Dates of Test  
**June 28 – September 16, 2011**


Test Report No  
**RTS-5385-1108-74A**

FCC ID:  
**L6AREC70UW**  
**L6ARED70UW**

IC ID  
**2503A-REC70UW**  
**2503A-RED70UW**



0 dB = 0.0011mW/g

	Document <b>Appendix B for the BlackBerry® Smartphone Model REC71UW/RED71UW SAR Report</b>			Page <b>102(166)</b>
	Author Data <b>Andrew Becker</b>	Dates of Test <b>June 28 – September 16, 2011</b>	Test Report No <b>RTS-5385-1108-74A</b>	FCC ID: <b>L6AREC70UW</b> <b>L6ARED70UW</b>

Date/Time: 8/18/2011 9:38:20 AM, Date/Time: 8/18/2011 9:49:42 AM

Test Laboratory: RIM Testing Services

**RightHandSide\_802.11a\_low\_band\_chan\_36\_amb\_temp\_23.9\_liq\_temp  
\_23.0C**

**DUT: BlackBerry Smartphone; Type: Sample ; Serial: 27DD7A26**


Communication System: 802.11a ; Communication System Band: Low and Mid Bands;  
Frequency: 5180 MHz; Communication System PAR: 0 dB  
Medium parameters used:  $f = 5180$  MHz;  $\sigma = 4.643$  mho/m;  $\epsilon_r = 34.433$ ;  $\rho = 1000$  kg/m<sup>3</sup>  
Phantom section: Right Section  
Measurement Standard: DASYS (IEEE/IEC/1528)

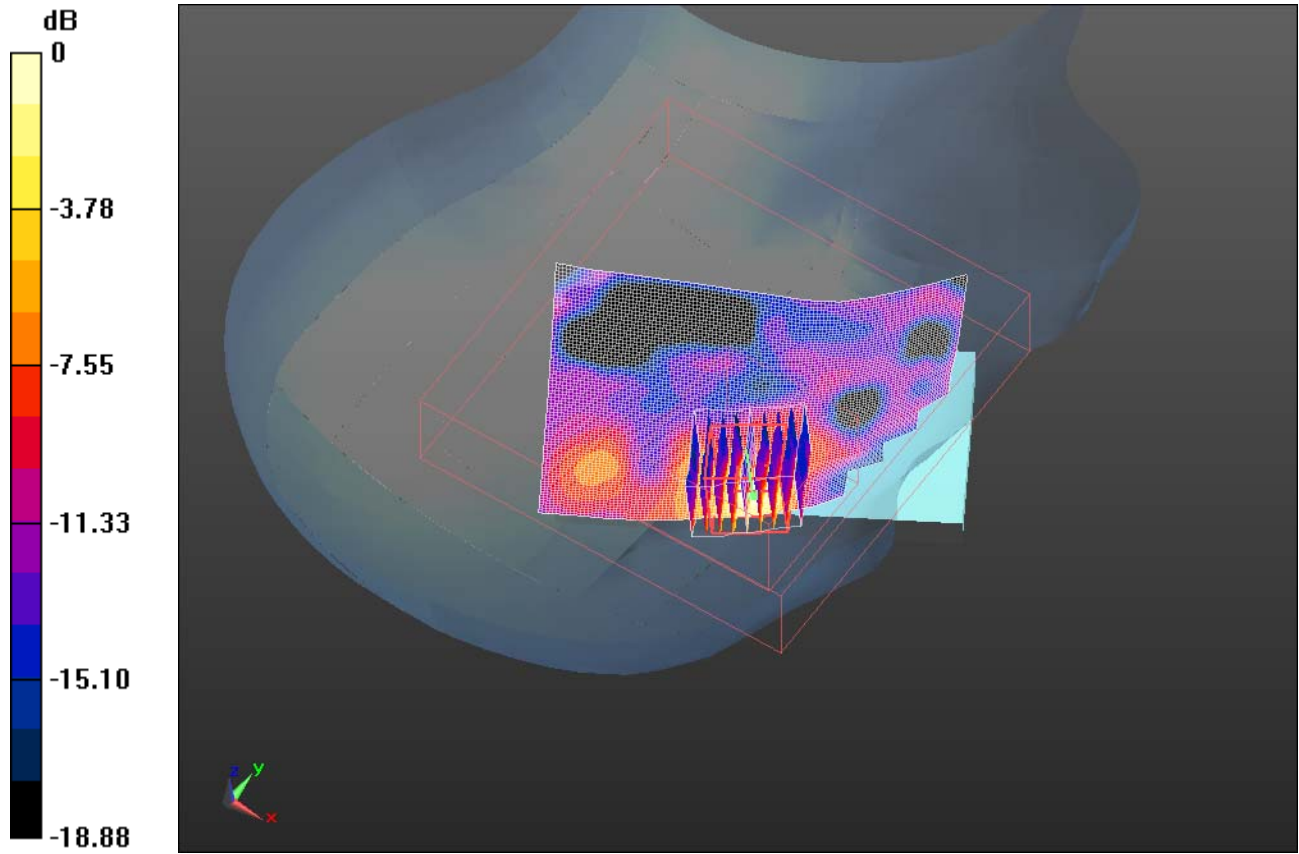
DASY5 Configuration:

- Probe: EX3DV4 - SN3592; ConvF(4.5, 4.5, 4.5); Calibrated: 11/18/2010
- Sensor-Surface: 2mm (Mechanical Surface Detection)
- Electronics: DAE3 Sn472; Calibrated: 3/7/2011
- Phantom: SAM 1; Type: SAM 4.0; Serial: 1076
- Measurement SW: DASYS2, Version 52.6 (2); SEMCAD X Version 14.4.4 (2829)


**Configuration/Touch position - 2/Area Scan (81x121x1):** Measurement grid:  
dx=10mm, dy=10mm  
Maximum value of SAR (interpolated) = 0.212 mW/g

**Configuration/Touch position - 2/Zoom Scan (4x4x2.5, graded), dist=2mm (9x9x5)/Cube 0:** Measurement grid: dx=4mm, dy=4mm, dz=2.5mm  
Reference Value = 7.486 V/m; Power Drift = 0.17 dB  
Peak SAR (extrapolated) = 0.433 W/kg  
**SAR(1 g) = 0.115 mW/g; SAR(10 g) = 0.042 mW/g**  
Maximum value of SAR (measured) = 0.217 mW/g

	Document <b>Appendix B for the BlackBerry® Smartphone Model REC71UW/RED71UW SAR Report</b>			Page <b>103(166)</b>
	Author Data <b>Andrew Becker</b>	Dates of Test <b>June 28 – September 16, 2011</b>	Test Report No <b>RTS-5385-1108-74A</b>	FCC ID: <b>L6AREC70UW</b> <b>L6ARED70UW</b>



0 dB = 0.220mW/g

	Document <b>Appendix B for the BlackBerry® Smartphone Model REC71UW/RED71UW SAR Report</b>			Page <b>104(166)</b>
	Author Data <b>Andrew Becker</b>	Dates of Test <b>June 28 – September 16, 2011</b>	Test Report No <b>RTS-5385-1108-74A</b>	FCC ID: <b>L6AREC70UW</b> <b>L6ARED70UW</b>

Date/Time: 8/18/2011 10:11:33 AM, Date/Time: 8/18/2011 10:22:55 AM

Test Laboratory: RIM Testing Services

**RightHandSide\_802.11a\_low\_band\_chan\_56\_amb\_temp\_23.8\_liq\_temp  
\_22.9C**

**DUT: BlackBerry Smartphone; Type: Sample ; Serial: 27DD7A26**

Communication System: 802.11a ; Communication System Band: Low and Mid Bands;  
Frequency: 5280 MHz; Communication System PAR: 0 dB  
Medium parameters used:  $f = 5280$  MHz;  $\sigma = 4.769$  mho/m;  $\epsilon_r = 34.217$ ;  $\rho = 1000$  kg/m<sup>3</sup>  
Phantom section: Right Section  
Measurement Standard: DASYS (IEEE/IEC/1528)


DASY5 Configuration:

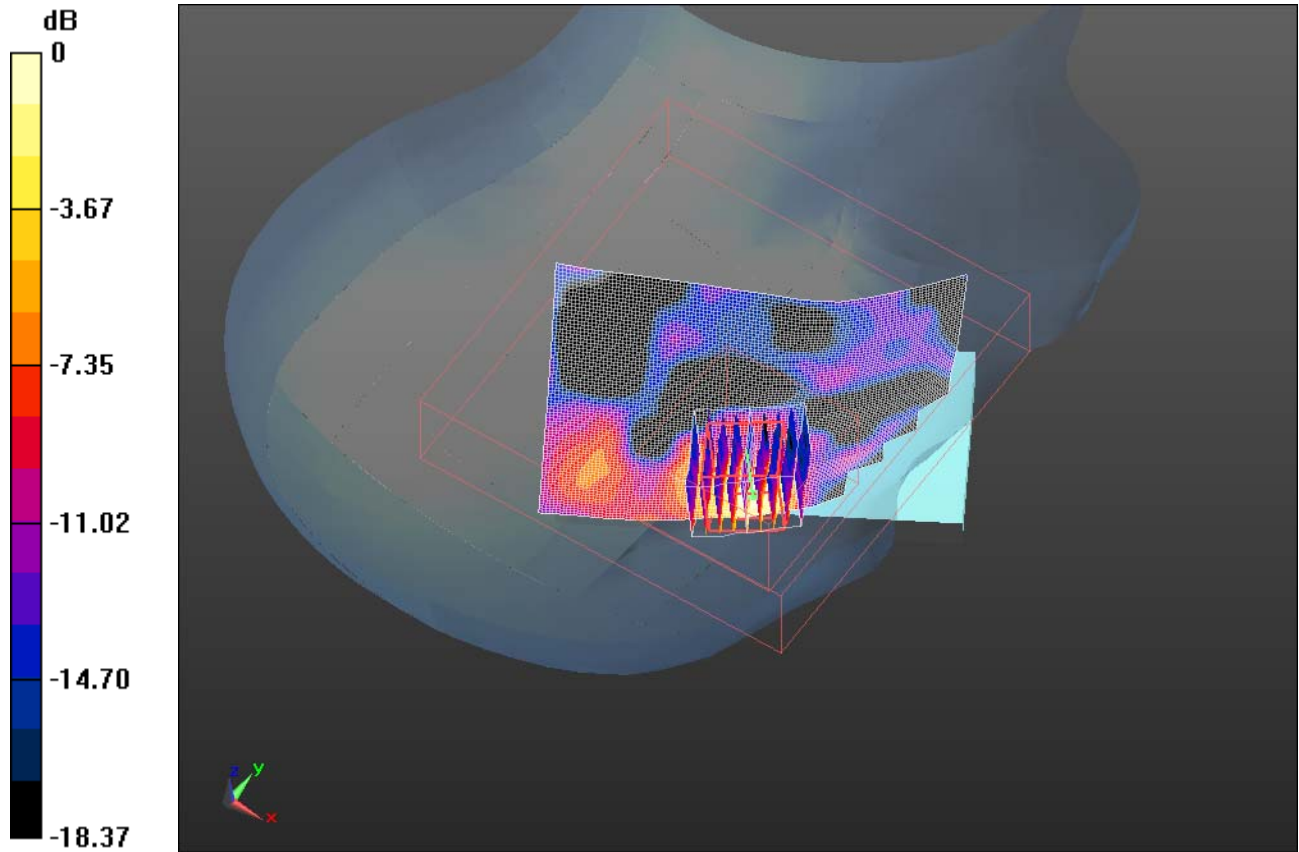
- Probe: EX3DV4 - SN3592; ConvF(4.5, 4.5, 4.5); Calibrated: 11/18/2010
- Sensor-Surface: 2mm (Mechanical Surface Detection)
- Electronics: DAE3 Sn472; Calibrated: 3/7/2011
- Phantom: SAM 1; Type: SAM 4.0; Serial: 1076
- Measurement SW: DASYS2, Version 52.6 (2); SEMCAD X Version 14.4.4 (2829)

**Configuration/Touch position - 2/Area Scan (81x121x1):** Measurement grid:  
dx=10mm, dy=10mm  
Maximum value of SAR (interpolated) = 0.213 mW/g


**Configuration/Touch position - 2/Zoom Scan 4x4x2.5, graded), dist=2mm (9x9x5)/Cube 0:** Measurement grid: dx=4mm, dy=4mm, dz=2.5mm  
Reference Value = 7.628 V/m; Power Drift = -0.07 dB  
Peak SAR (extrapolated) = 0.499 W/kg  
**SAR(1 g) = 0.121 mW/g; SAR(10 g) = 0.045 mW/g**  
Maximum value of SAR (measured) = 0.228 mW/g



	Document <b>Appendix B for the BlackBerry® Smartphone Model REC71UW/RED71UW SAR Report</b>			Page <b>105(166)</b>
	Author Data <b>Andrew Becker</b>	Dates of Test <b>June 28 – September 16, 2011</b>	Test Report No <b>RTS-5385-1108-74A</b>	FCC ID: <b>L6AREC70UW</b> <b>L6ARED70UW</b>



0 dB = 0.230mW/g

	Document <b>Appendix B for the BlackBerry® Smartphone Model REC71UW/RED71UW SAR Report</b>			Page <b>106(166)</b>
	Author Data <b>Andrew Becker</b>	Dates of Test <b>June 28 – September 16, 2011</b>	Test Report No <b>RTS-5385-1108-74A</b>	FCC ID: <b>L6AREC70UW</b> <b>L6ARED70UW</b>

Date/Time: 8/18/2011 10:11:33 AM, Date/Time: 9/16/2011 2:41:24 PM

Test Laboratory: RIM Testing Services

**RightHandSide\_802.11a\_low\_band\_chan\_56\_amb\_temp\_23.9\_liq\_temp  
\_23.0C\_Nongraded**

**DUT: BlackBerry Smartphone; Type: Sample ; Serial: 27DD7A26**


Communication System: 802.11a ; Frequency: 5280 MHz  
Medium parameters used:  $f = 5280$  MHz;  $\sigma = 4.794$  mho/m;  $\epsilon_r = 34.69$ ;  $\rho = 1000$  kg/m<sup>3</sup>  
Phantom section: Right Section  
Measurement Standard: DASYS (IEEE/IEC/1528)

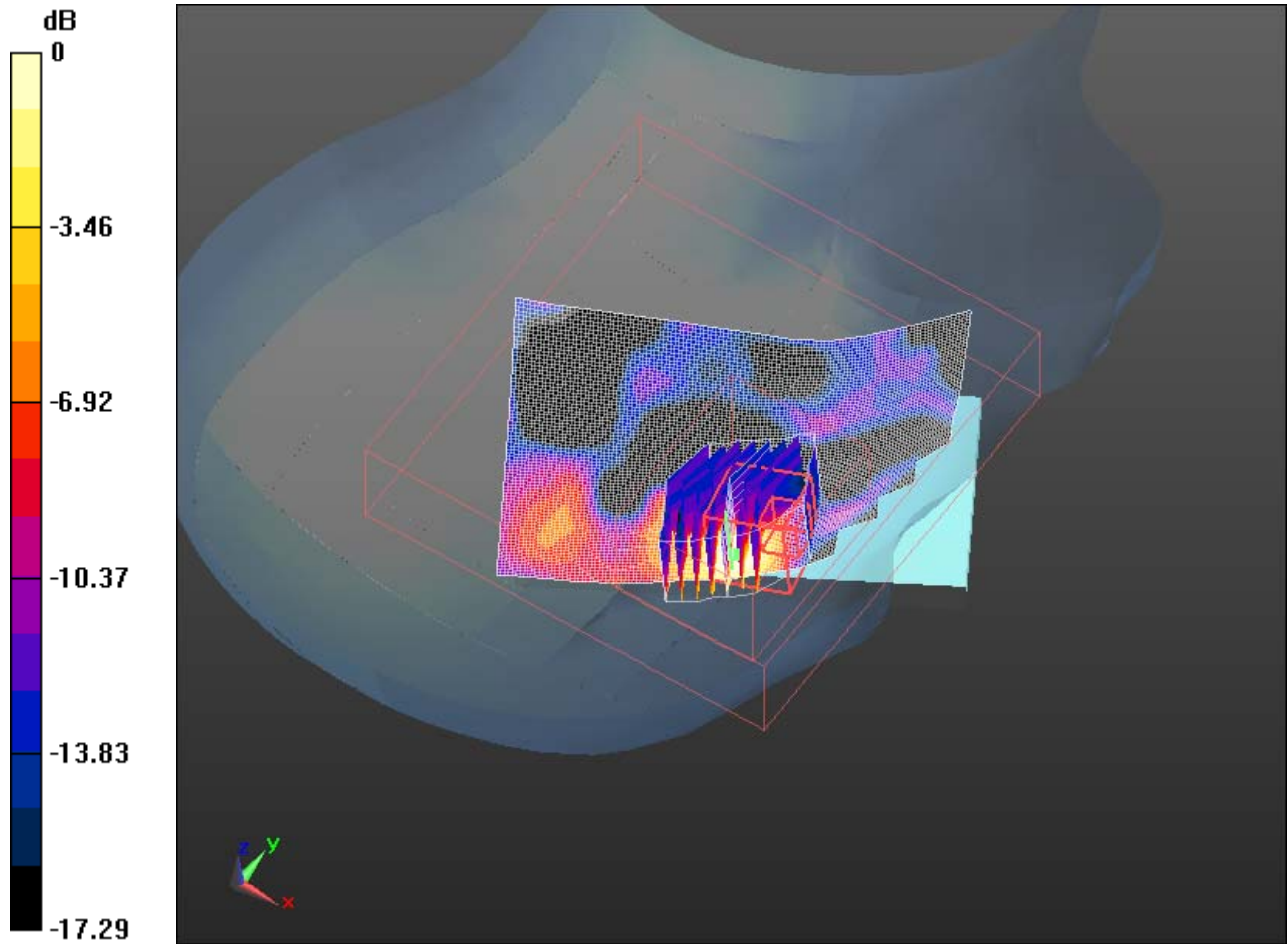
DASY5 Configuration:

- Probe: EX3DV4 - SN3592; ConvF(4.5, 4.5, 4.5); Calibrated: 11/18/2010
- Sensor-Surface: 2mm (Mechanical Surface Detection)
- Electronics: DAE3 Sn472; Calibrated: 3/7/2011
- Phantom: SAM 1; Type: SAM 4.0; Serial: 1076
- Measurement SW: DASYS, Version 52.6 (2); SEMCAD X Version 14.4.4 (2829)


**Configuration/Touch position - 2/Area Scan (81x121x1):** Measurement grid:  
dx=10mm, dy=10mm  
Maximum value of SAR (interpolated) = 0.215 mW/g

**Configuration/Touch position - /Zoom Scan (4x4x2.5mm) (8x8x9)/Cube 0:**  
Measurement grid: dx=4mm, dy=4mm, dz=2.5mm  
Reference Value = 7.133 V/m; Power Drift = 0.34 dB  
Peak SAR (extrapolated) = 1.529 W/kg  
**SAR(1 g) = 0.183 mW/g; SAR(10 g) = 0.049 mW/g**  
Maximum value of SAR (measured) = 0.211 mW/g

	Document <b>Appendix B for the BlackBerry® Smartphone Model REC71UW/RED71UW SAR Report</b>			Page <b>107(166)</b>
	Author Data <b>Andrew Becker</b>	Dates of Test <b>June 28 – September 16, 2011</b>	Test Report No <b>RTS-5385-1108-74A</b>	FCC ID: <b>L6AREC70UW</b> <b>L6ARED70UW</b>



0 dB = 0.210mW/g

	Document <b>Appendix B for the BlackBerry® Smartphone Model REC71UW/RED71UW SAR Report</b>			Page <b>108(166)</b>
	Author Data <b>Andrew Becker</b>	Dates of Test <b>June 28 – September 16, 2011</b>	Test Report No <b>RTS-5385-1108-74A</b>	FCC ID: <b>L6AREC70UW</b> <b>L6ARED70UW</b>

Date/Time: 8/18/2011 10:54:58 AM, Date/Time: 8/18/2011 11:06:18 AM

Test Laboratory: RIM Testing Services

**RightHandSide\_802.11a\_upper\_band\_l\_chan\_124\_amb\_temp\_23.7\_liq\_  
temp\_22.8C**

**DUT: BlackBerry Smartphone; Type: Sample ; Serial: 27DD7A26**

Communication System: 802.11a ; Communication System Band: Low and Mid Bands;  
Frequency: 5620 MHz; Communication System PAR: 0 dB  
Medium parameters used (extrapolated):  $f = 5620$  MHz;  $\sigma = 5.285$  mho/m;  $\epsilon_r = 35.238$ ;  $\rho = 1000$  kg/m<sup>3</sup>  
Phantom section: Right Section  
Measurement Standard: DASYS (IEEE/IEC/1528)

DASY5 Configuration:


- Probe: EX3DV4 - SN3592; ConvF(4.25, 4.25, 4.25); Calibrated: 11/18/2010
- Sensor-Surface: 2mm (Mechanical Surface Detection)
- Electronics: DAE3 Sn472; Calibrated: 3/7/2011
- Phantom: SAM 1; Type: SAM 4.0; Serial: 1076
- Measurement SW: DASYS2, Version 52.6 (2); SEMCAD X Version 14.4.4 (2829)

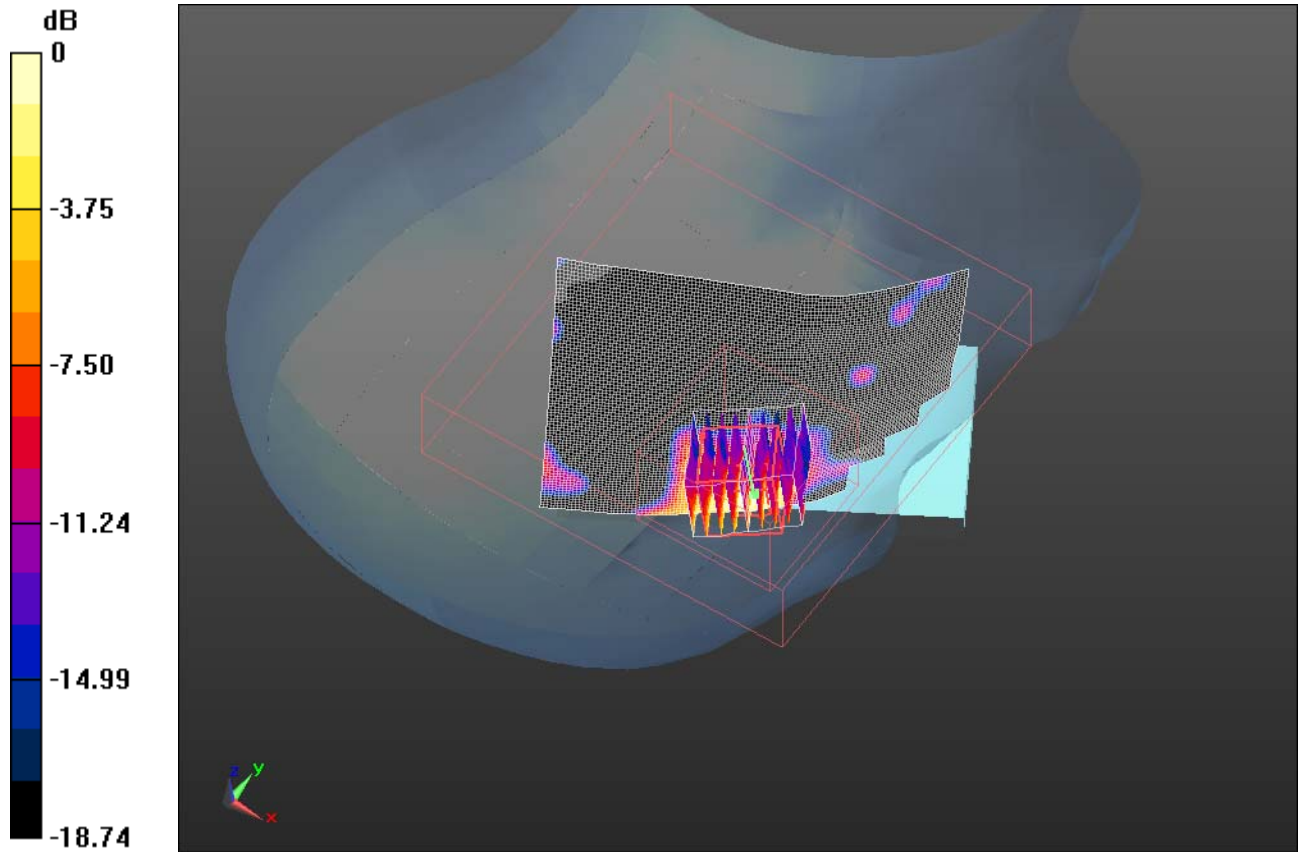
**Configuration/Touch position - 2/Area Scan (81x121x1):** Measurement grid: dx=10mm, dy=10mm

Maximum value of SAR (interpolated) = 0.171 mW/g


**Configuration/Touch position - 2/Zoom Scan 4x4x2.5, graded), dist=2mm (9x9x5)/Cube 0:** Measurement grid: dx=4mm, dy=4mm, dz=2.5mm  
Reference Value = 6.606 V/m; Power Drift = -0.17 dB  
Peak SAR (extrapolated) = 0.302 W/kg  
**SAR(1 g) = 0.086 mW/g; SAR(10 g) = 0.033 mW/g**

Maximum value of SAR (measured) = 0.172 mW/g

	Document <b>Appendix B for the BlackBerry® Smartphone Model REC71UW/RED71UW SAR Report</b>			Page <b>109(166)</b>
	Author Data <b>Andrew Becker</b>	Dates of Test <b>June 28 – September 16, 2011</b>	Test Report No <b>RTS-5385-1108-74A</b>	FCC ID: <b>L6AREC70UW</b> <b>L6ARED70UW</b>



0 dB = 0.170mW/g

	Document <b>Appendix B for the BlackBerry® Smartphone Model REC71UW/RED71UW SAR Report</b>			Page <b>110(166)</b>
	Author Data <b>Andrew Becker</b>	Dates of Test <b>June 28 – September 16, 2011</b>	Test Report No <b>RTS-5385-1108-74A</b>	FCC ID: <b>L6AREC70UW</b> <b>L6ARED70UW</b>

Date/Time: 8/18/2011 11:59:53 AM, Date/Time: 8/18/2011 12:11:11 PM

Test Laboratory: RIM Testing Services

**RightHandSide\_802.11a\_upper\_band\_II\_chan\_149\_amb\_temp\_23.7\_liq  
\_temp\_22.8C**

**DUT: BlackBerry Smartphone; Type: Sample ; Serial: 27DD7A26**


Communication System: 802.11a ; Communication System Band: Low and Mid Bands;  
Frequency: 5745 MHz; Communication System PAR: 0 dB  
Medium parameters used:  $f = 5745$  MHz;  $\sigma = 5.235$  mho/m;  $\epsilon_r = 34.003$ ;  $\rho = 1000$  kg/m<sup>3</sup>  
Phantom section: Right Section  
Measurement Standard: DASYS (IEEE/IEC/1528)

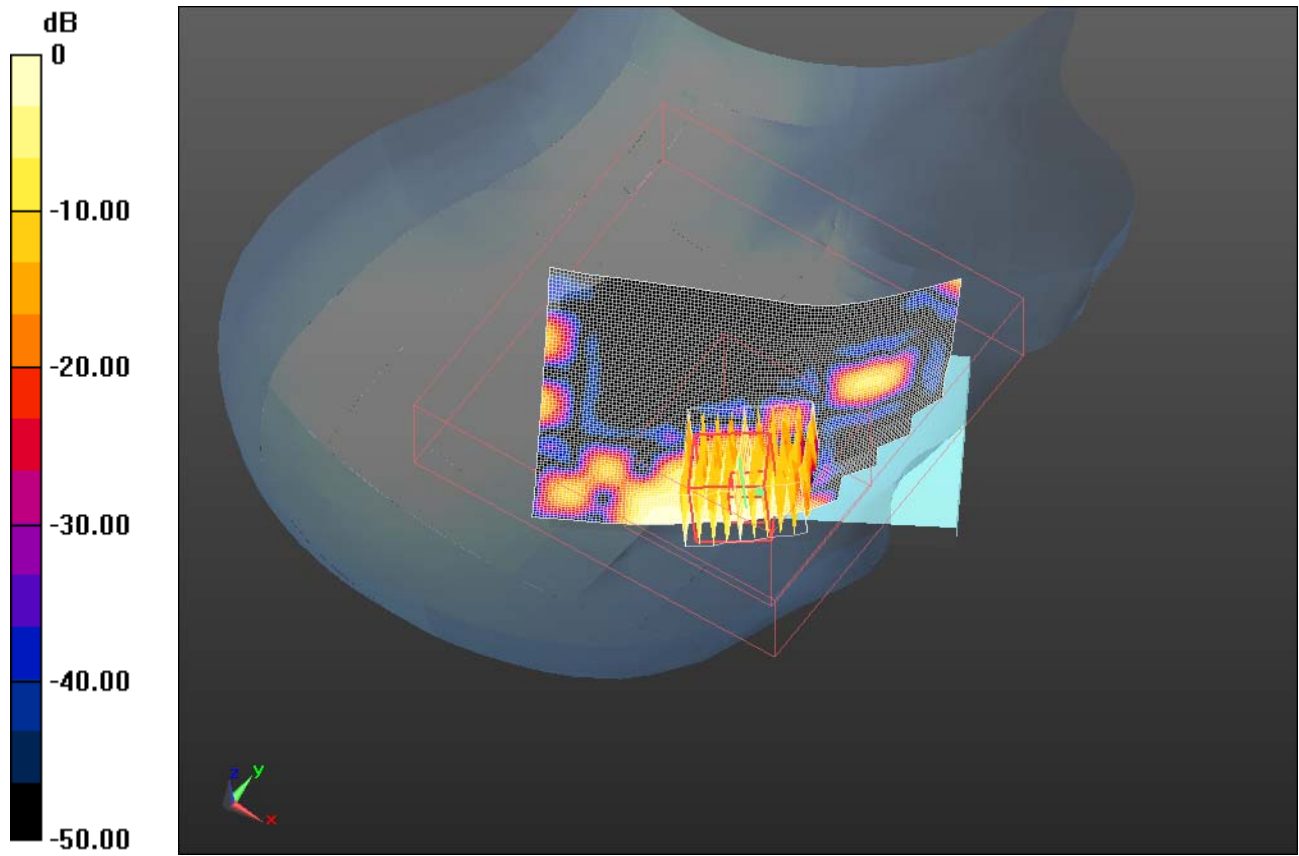
DASY5 Configuration:

- Probe: EX3DV4 - SN3592; ConvF(3.98, 3.98, 3.98); Calibrated: 11/18/2010
- Sensor-Surface: 2mm (Mechanical Surface Detection)
- Electronics: DAE3 Sn472; Calibrated: 3/7/2011
- Phantom: SAM 1; Type: SAM 4.0; Serial: 1076
- Measurement SW: DASYS2, Version 52.6 (2); SEMCAD X Version 14.4.4 (2829)


**Configuration/Touch position - 2/Area Scan (81x121x1):** Measurement grid:  
dx=10mm, dy=10mm  
Maximum value of SAR (interpolated) = 0.148 mW/g

**Configuration/Touch position - 2/Zoom Scan 4x4x2.5, graded), dist=2mm (10x10x5)/Cube 0:** Measurement grid: dx=4mm, dy=4mm, dz=2.5mm  
Reference Value = 6.246 V/m; Power Drift = 0.07 dB  
Peak SAR (extrapolated) = 0.292 W/kg  
**SAR(1 g) = 0.076 mW/g; SAR(10 g) = 0.023 mW/g**  
Maximum value of SAR (measured) = 0.156 mW/g

	Document <b>Appendix B for the BlackBerry® Smartphone Model REC71UW/RED71UW SAR Report</b>			Page <b>111(166)</b>
	Author Data <b>Andrew Becker</b>	Dates of Test <b>June 28 – September 16, 2011</b>	Test Report No <b>RTS-5385-1108-74A</b>	FCC ID: <b>L6AREC70UW</b> <b>L6ARED70UW</b>



0 dB = 0.160mW/g

	Document <b>Appendix B for the BlackBerry® Smartphone Model REC71UW/RED71UW</b> <b>SAR Report</b>			Page <b>112(166)</b>
	Author Data <b>Andrew Becker</b>	Dates of Test <b>June 28 – September 16, 2011</b>	Test Report No <b>RTS-5385-1108-74A</b>	FCC ID: <b>L6AREC70UW</b> <b>L6ARED70UW</b>

Date/Time: 8/18/2011 2:14:37 PM, Date/Time: 8/18/2011 2:25:59 PM

Test Laboratory: RIM Testing Services

**RightHandSide\_Tilt\_802.11a\_low\_band\_chan\_56\_amb\_temp\_23.8\_liq\_t  
emp\_22.9C**

**DUT: BlackBerry Smartphone; Type: Sample ; Serial: 27DD7A26**

Communication System: 802.11a ; Communication System Band: Low and Mid Bands;  
Frequency: 5280 MHz; Communication System PAR: 0 dB  
Medium parameters used:  $f = 5280$  MHz;  $\sigma = 4.769$  mho/m;  $\epsilon_r = 34.217$ ;  $\rho = 1000$  kg/m<sup>3</sup>  
Phantom section: Right Section  
Measurement Standard: DASYS (IEEE/IEC/1528)


DASY5 Configuration:

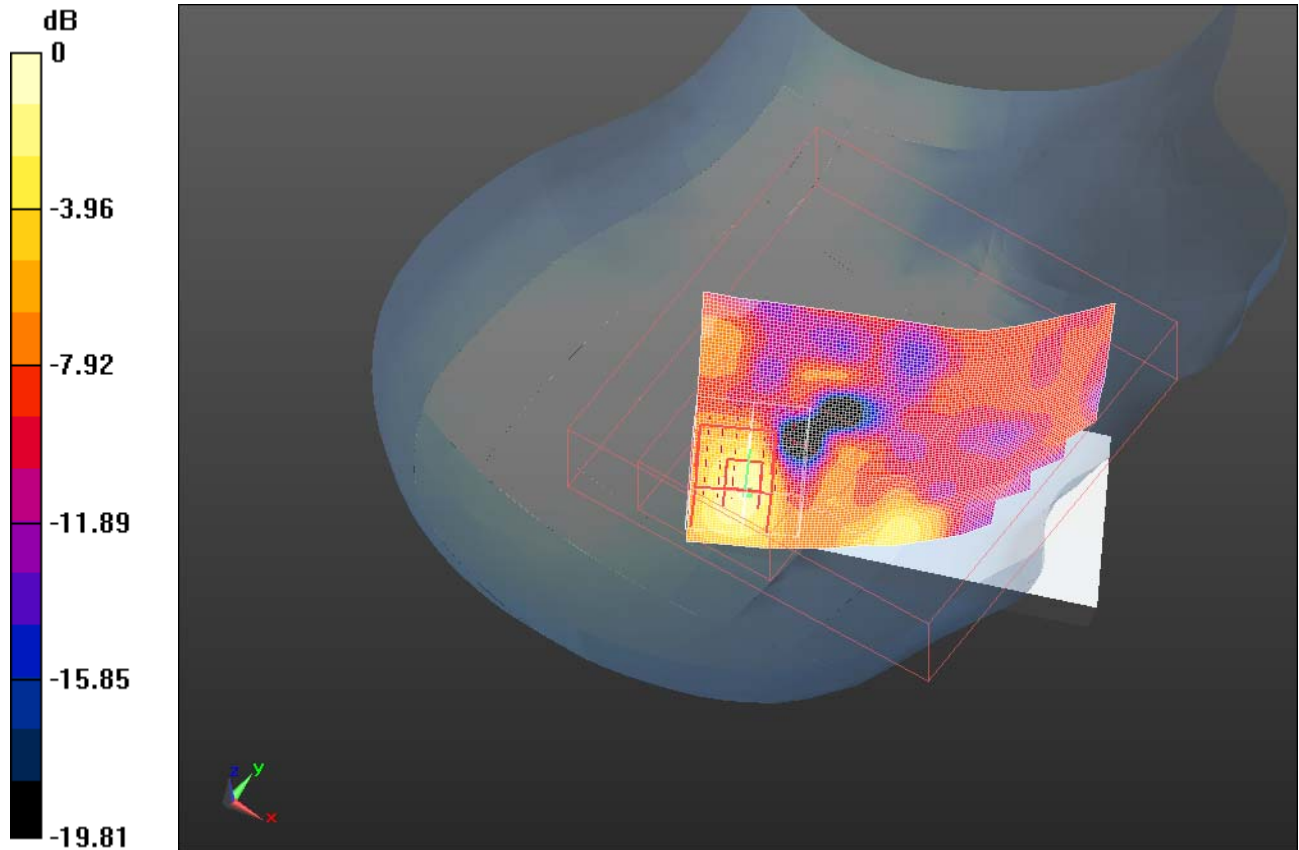
- Probe: EX3DV4 - SN3592; ConvF(4.5, 4.5, 4.5); Calibrated: 11/18/2010
- Sensor-Surface: 2mm (Mechanical Surface Detection)
- Electronics: DAE3 Sn472; Calibrated: 3/7/2011
- Phantom: SAM 1; Type: SAM 4.0; Serial: 1076
- Measurement SW: DASYS2, Version 52.6 (2); SEMCAD X Version 14.4.4 (2829)

**Configuration/Touch position - 2/Area Scan (81x121x1):** Measurement grid:  
dx=10mm, dy=10mm  
Maximum value of SAR (interpolated) = 0.076 mW/g


**Configuration/Touch position - 2/Zoom Scan 4x4x2.5, graded), dist=2mm (9x9x5)/Cube 0:** Measurement grid: dx=4mm, dy=4mm, dz=2.5mm  
Reference Value = 3.683 V/m; Power Drift = -0.08 dB  
Peak SAR (extrapolated) = 0.168 W/kg  
**SAR(1 g) = 0.049 mW/g; SAR(10 g) = 0.021 mW/g**  
Maximum value of SAR (measured) = 0.097 mW/g



	Document <b>Appendix B for the BlackBerry® Smartphone Model REC71UW/RED71UW SAR Report</b>			Page <b>113(166)</b>
	Author Data <b>Andrew Becker</b>	Dates of Test <b>June 28 – September 16, 2011</b>	Test Report No <b>RTS-5385-1108-74A</b>	FCC ID: <b>L6AREC70UW</b> <b>L6ARED70UW</b>



0 dB = 0.100mW/g

	Document <b>Appendix B for the BlackBerry® Smartphone Model REC71UW/RED71UW</b> <b>SAR Report</b>			Page <b>114(166)</b>
	Author Data <b>Andrew Becker</b>	Dates of Test <b>June 28 – September 16, 2011</b>	Test Report No <b>RTS-5385-1108-74A</b>	FCC ID: <b>L6AREC70UW</b> <b>L6ARED70UW</b>

Date/Time: 8/17/2011 7:50:18 PM, Date/Time: 8/17/2011 8:02:30 PM

Test Laboratory: RIM Testing Services

## LeftHandSide\_802.11a\_low\_band\_chan\_36\_amb\_temp\_23.4\_liq\_temp\_22.8C

**DUT: BlackBerry Smartphone; Type: Sample ; Serial: 27DD7A26**


Communication System: 802.11a ; Communication System Band: Low and Mid Bands;  
Frequency: 5180 MHz; Communication System PAR: 0 dB  
Medium parameters used:  $f = 5180$  MHz;  $\sigma = 4.643$  mho/m;  $\epsilon_r = 34.433$ ;  $\rho = 1000$  kg/m<sup>3</sup>  
Phantom section: Left Section  
Measurement Standard: DASYS (IEEE/IEC/1528)


DASY5 Configuration:

- Probe: EX3DV4 - SN3592; ConvF(4.5, 4.5, 4.5); Calibrated: 11/18/2010
- Sensor-Surface: 2mm (Mechanical Surface Detection)
- Electronics: DAE3 Sn472; Calibrated: 3/7/2011
- Phantom: SAM 1; Type: SAM 4.0; Serial: 1076
- Measurement SW: DASYS2, Version 52.6 (2); SEMCAD X Version 14.4.4 (2829)


**Configuration/Touch position - 2/Area Scan (91x131x1):** Measurement grid:  
dx=10mm, dy=10mm  
Maximum value of SAR (interpolated) = 0.203 mW/g

**Configuration/Touch position - 2/Zoom Scan 4x4x2.5, graded), dist=2mm (7x7x5)/Cube 0:** Measurement grid: dx=4mm, dy=4mm, dz=2.5mm  
Reference Value = 2.597 V/m; Power Drift = 0.06 dB  
Peak SAR (extrapolated) = 0.524 W/kg  
**SAR(1 g) = 0.118 mW/g; SAR(10 g) = 0.038 mW/g**  
Maximum value of SAR (measured) = 0.236 mW/g

	Document <b>Appendix B for the BlackBerry® Smartphone Model REC71UW/RED71UW SAR Report</b>			Page <b>115(166)</b>
	Author Data <b>Andrew Becker</b>	Dates of Test <b>June 28 – September 16, 2011</b>	Test Report No <b>RTS-5385-1108-74A</b>	FCC ID: <b>L6AREC70UW</b> <b>L6ARED70UW</b>



0 dB = 0.240mW/g

	Document <b>Appendix B for the BlackBerry® Smartphone Model REC71UW/RED71UW SAR Report</b>			Page <b>116(166)</b>
	Author Data <b>Andrew Becker</b>	Dates of Test <b>June 28 – September 16, 2011</b>	Test Report No <b>RTS-5385-1108-74A</b>	FCC ID: <b>L6AREC70UW</b> <b>L6ARED70UW</b>

Date/Time: 8/17/2011 9:26:35 PM, Date/Time: 8/17/2011 9:38:51 PM

Test Laboratory: RIM Testing Services

## LeftHandSide\_802.11a\_low\_band\_chan\_56\_amb\_temp\_23.0\_liq\_temp\_22.4C

**DUT: BlackBerry Smartphone; Type: Sample ; Serial: 27DD7A26**


Communication System: 802.11a ; Communication System Band: Low and Mid Bands;  
Frequency: 5280 MHz; Communication System PAR: 0 dB  
Medium parameters used:  $f = 5280$  MHz;  $\sigma = 4.769$  mho/m;  $\epsilon_r = 34.217$ ;  $\rho = 1000$  kg/m<sup>3</sup>  
Phantom section: Left Section  
Measurement Standard: DASYS (IEEE/IEC/1528)

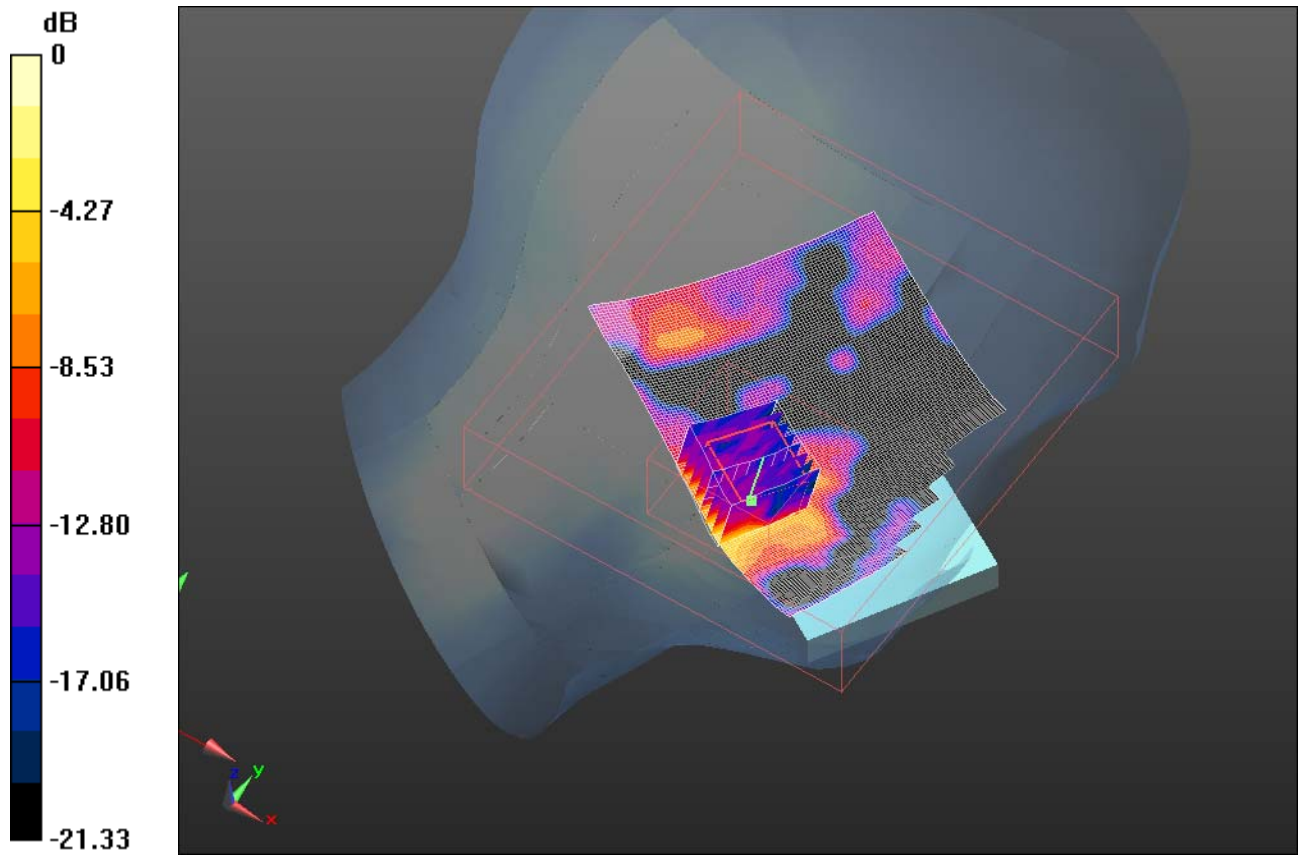
DASY5 Configuration:

- Probe: EX3DV4 - SN3592; ConvF(4.5, 4.5, 4.5); Calibrated: 11/18/2010
- Sensor-Surface: 2mm (Mechanical Surface Detection)
- Electronics: DAE3 Sn472; Calibrated: 3/7/2011
- Phantom: SAM 1; Type: SAM 4.0; Serial: 1076
- Measurement SW: DASYS2, Version 52.6 (2); SEMCAD X Version 14.4.4 (2829)


**Configuration/Touch position - 2/Area Scan (91x131x1):** Measurement grid:  
dx=10mm, dy=10mm  
Maximum value of SAR (interpolated) = 0.239 mW/g

**Configuration/Touch position - 2/Zoom Scan 4x4x2.5, graded), dist=2mm (8x8x5)/Cube 0:** Measurement grid: dx=4mm, dy=4mm, dz=2.5mm  
Reference Value = 2.232 V/m; Power Drift = 0.32 dB  
Peak SAR (extrapolated) = 0.578 W/kg  
**SAR(1 g) = 0.136 mW/g; SAR(10 g) = 0.046 mW/g**  
Maximum value of SAR (measured) = 0.294 mW/g

	Document <b>Appendix B for the BlackBerry® Smartphone Model REC71UW/RED71UW SAR Report</b>			Page <b>117(166)</b>
	Author Data <b>Andrew Becker</b>	Dates of Test <b>June 28 – September 16, 2011</b>	Test Report No <b>RTS-5385-1108-74A</b>	FCC ID: <b>L6AREC70UW</b> <b>L6ARED70UW</b>



0 dB = 0.290mW/g

	Document <b>Appendix B for the BlackBerry® Smartphone Model REC71UW/RED71UW SAR Report</b>			Page <b>118(166)</b>
	Author Data <b>Andrew Becker</b>	Dates of Test <b>June 28 – September 16, 2011</b>	Test Report No <b>RTS-5385-1108-74A</b>	FCC ID: <b>L6AREC70UW</b> <b>L6ARED70UW</b>

Date/Time: 8/17/2011 9:26:35 PM, Date/Time: 9/16/2011 12:12:13 PM

Test Laboratory: RIM Testing Services

## LeftHandSide\_802.11a\_low\_band\_chan\_56\_amb\_temp\_23.4\_liq\_temp\_22.8C\_NonGraded

**DUT: BlackBerry Smartphone; Type: Sample ; Serial: 27DD7A26**


Communication System: 802.11a ; Communication System Band: Low and Mid Bands;  
Frequency: 5280 MHz; Communication System PAR: 0 dB  
Medium parameters used:  $f = 5280$  MHz;  $\sigma = 4.794$  mho/m;  $\epsilon_r = 34.69$ ;  $\rho = 1000$  kg/m<sup>3</sup>  
Phantom section: Left Section  
Measurement Standard: DASYS (IEEE/IEC/1528)


DASY5 Configuration:

- Probe: EX3DV4 - SN3592; ConvF(4.5, 4.5, 4.5); Calibrated: 11/18/2010
- Sensor-Surface: 2mm (Mechanical Surface Detection)
- Electronics: DAE3 Sn472; Calibrated: 3/7/2011
- Phantom: SAM 1; Type: SAM 4.0; Serial: 1076
- Measurement SW: DASYS2, Version 52.6 (2); SEMCAD X Version 14.4.4 (2829)


**Configuration/Touch position - 2/Area Scan (91x131x1):** Measurement grid:  
dx=10mm, dy=10mm  
Maximum value of SAR (interpolated) = 0.241 mW/g

**Configuration/Touch position - /Zoom Scan (4x4x2.5) (7x7x9)/Cube 0:**  
Measurement grid: dx=4mm, dy=4mm, dz=2.5mm  
Reference Value = 8.670 V/m; Power Drift = 0.13 dB  
Peak SAR (extrapolated) = 1.145 W/kg  
**SAR(1 g) = 0.146 mW/g; SAR(10 g) = 0.046 mW/g**  
Maximum value of SAR (measured) = 0.312 mW/g

	Document <b>Appendix B for the BlackBerry® Smartphone Model REC71UW/RED71UW SAR Report</b>			Page <b>119(166)</b>
	Author Data <b>Andrew Becker</b>	Dates of Test <b>June 28 – September 16, 2011</b>	Test Report No <b>RTS-5385-1108-74A</b>	FCC ID: <b>L6AREC70UW</b> <b>L6ARED70UW</b>



0 dB = 0.310mW/g

	Document <b>Appendix B for the BlackBerry® Smartphone Model REC71UW/RED71UW SAR Report</b>			Page <b>120(166)</b>
	Author Data <b>Andrew Becker</b>	Dates of Test <b>June 28 – September 16, 2011</b>	Test Report No <b>RTS-5385-1108-74A</b>	FCC ID: <b>L6AREC70UW</b> <b>L6ARED70UW</b>

Date/Time: 8/17/2011 10:33:18 PM, Date/Time: 8/17/2011 10:45:33 PM

Test Laboratory: RIM Testing Services

**LeftHandSide\_802.11a\_upper\_band\_l\_chan\_124\_amb\_temp\_22.9\_liq\_t  
emp\_22.3C**

**DUT: BlackBerry Smartphone; Type: Sample ; Serial: 27DD7A26**

Communication System: 802.11a ; Communication System Band: Low and Mid Bands;  
Frequency: 5620 MHz; Communication System PAR: 0 dB  
Medium parameters used (extrapolated):  $f = 5620$  MHz;  $\sigma = 5.285$  mho/m;  $\epsilon_r = 35.238$ ;  $\rho = 1000$  kg/m<sup>3</sup>  
Phantom section: Left Section  
Measurement Standard: DASYS (IEEE/IEC/1528)

DASY5 Configuration:

- Probe: EX3DV4 - SN3592; ConvF(4.25, 4.25, 4.25); Calibrated: 11/18/2010
- Sensor-Surface: 2mm (Mechanical Surface Detection)
- Electronics: DAE3 Sn472; Calibrated: 3/7/2011
- Phantom: SAM 1; Type: SAM 4.0; Serial: 1076
- Measurement SW: DASYS2, Version 52.6 (2); SEMCAD X Version 14.4.4 (2829)


**Configuration/Touch position - 2/Area Scan (91x131x1):** Measurement grid:  
dx=10mm, dy=10mm

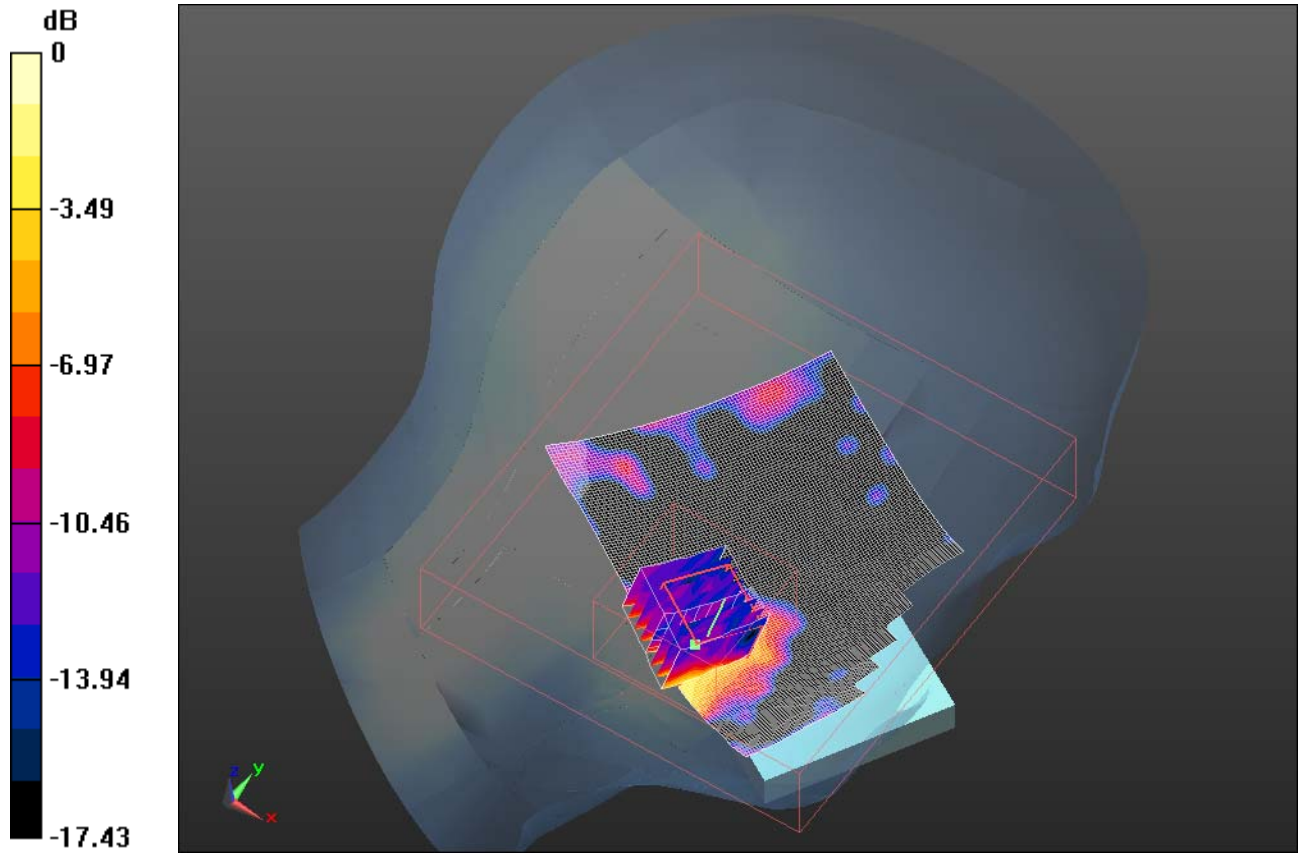
Maximum value of SAR (interpolated) = 0.181 mW/g

**Configuration/Touch position - 2/Zoom Scan 4x4x2.5, graded), dist=2mm (8x8x5)/Cube 0:** Measurement grid: dx=4mm, dy=4mm, dz=2.5mm  
Reference Value = 1.284 V/m; Power Drift = 0.17 dB  
Peak SAR (extrapolated) = 0.489 W/kg  
**SAR(1 g) = 0.098 mW/g; SAR(10 g) = 0.033 mW/g**


Maximum value of SAR (measured) = 0.202 mW/g



	Document <b>Appendix B for the BlackBerry® Smartphone Model REC71UW/RED71UW SAR Report</b>			Page <b>121(166)</b>
	Author Data <b>Andrew Becker</b>	Dates of Test <b>June 28 – September 16, 2011</b>	Test Report No <b>RTS-5385-1108-74A</b>	FCC ID: <b>L6AREC70UW</b> <b>L6ARED70UW</b>



0 dB = 0.200mW/g

	Document <b>Appendix B for the BlackBerry® Smartphone Model REC71UW/RED71UW SAR Report</b>			Page <b>122(166)</b>
	Author Data <b>Andrew Becker</b>	Dates of Test <b>June 28 – September 16, 2011</b>	Test Report No <b>RTS-5385-1108-74A</b>	FCC ID: <b>L6AREC70UW</b> <b>L6ARED70UW</b>

Date/Time: 8/17/2011 11:24:21 PM, Date/Time: 8/17/2011 11:36:33 PM

Test Laboratory: RIM Testing Services

**LeftHandSide\_802.11a\_upper\_band\_ll\_chan\_149\_amb\_temp\_22.9\_liq\_t  
emp\_22.3C**

**DUT: BlackBerry Smartphone; Type: Sample ; Serial: 27DD7A26**

Communication System: 802.11a ; Communication System Band: Low and Mid Bands;  
Frequency: 5745 MHz; Communication System PAR: 0 dB  
Medium parameters used:  $f = 5600$  MHz;  $\sigma = 5.262$  mho/m;  $\epsilon_r = 35.264$ ;  $\rho = 1000$  kg/m<sup>3</sup>  
Phantom section: Left Section  
Measurement Standard: DASYS (IEEE/IEC/1528)

DASY5 Configuration:


- Probe: EX3DV4 - SN3592; ConvF(3.98, 3.98, 3.98); Calibrated: 11/18/2010
- Sensor-Surface: 2mm (Mechanical Surface Detection)
- Electronics: DAE3 Sn472; Calibrated: 3/7/2011
- Phantom: SAM 1; Type: SAM 4.0; Serial: 1076
- Measurement SW: DASYS2, Version 52.6 (2); SEMCAD X Version 14.4.4 (2829)


**Configuration/Touch position - 2/Area Scan (91x131x1):** Measurement grid:  
dx=10mm, dy=10mm

Maximum value of SAR (interpolated) = 0.175 mW/g


**Configuration/Touch position - 2/Zoom Scan 4x4x2.5, graded), dist=2mm (8x8x5)/Cube 0:** Measurement grid: dx=4mm, dy=4mm, dz=2.5mm  
Reference Value = 1.817 V/m; Power Drift = 0.12 dB  
Peak SAR (extrapolated) = 0.668 W/kg  
**SAR(1 g) = 0.089 mW/g; SAR(10 g) = 0.028 mW/g**

Maximum value of SAR (measured) = 0.196 mW/g

	Document <b>Appendix B for the BlackBerry® Smartphone Model REC71UW/RED71UW SAR Report</b>			Page <b>123(166)</b>
	Author Data <b>Andrew Becker</b>	Dates of Test <b>June 28 – September 16, 2011</b>	Test Report No <b>RTS-5385-1108-74A</b>	FCC ID: <b>L6AREC70UW</b> <b>L6ARED70UW</b>



0 dB = 0.200mW/g

	Document <b>Appendix B for the BlackBerry® Smartphone Model REC71UW/RED71UW SAR Report</b>			Page <b>124(166)</b>
	Author Data <b>Andrew Becker</b>	Dates of Test <b>June 28 – September 16, 2011</b>	Test Report No <b>RTS-5385-1108-74A</b>	FCC ID: <b>L6AREC70UW</b> <b>L6ARED70UW</b>

Date/Time: 8/18/2011 1:02:05 AM, Date/Time: 8/18/2011 1:14:20 AM

Test Laboratory: RIM Testing Services

**LeftHandSide\_Tilt\_802.11a\_low\_band\_chan\_56\_amb\_temp\_23.5\_liq\_temper\_22.9C**

**DUT: BlackBerry Smartphone; Type: Sample ; Serial: 27DD7A26**


Communication System: 802.11a ; Communication System Band: Low and Mid Bands;  
Frequency: 5280 MHz; Communication System PAR: 0 dB  
Medium parameters used:  $f = 5280$  MHz;  $\sigma = 4.769$  mho/m;  $\epsilon_r = 34.217$ ;  $\rho = 1000$  kg/m<sup>3</sup>  
Phantom section: Left Section  
Measurement Standard: DASYS (IEEE/IEC/1528)


DASY5 Configuration:

- Probe: EX3DV4 - SN3592; ConvF(4.5, 4.5, 4.5); Calibrated: 11/18/2010
- Sensor-Surface: 2mm (Mechanical Surface Detection)
- Electronics: DAE3 Sn472; Calibrated: 3/7/2011
- Phantom: SAM 1; Type: SAM 4.0; Serial: 1076
- Measurement SW: DASY52, Version 52.6 (2); SEMCAD X Version 14.4.4 (2829)


**Configuration/Touch position - 2/Area Scan (91x131x1):** Measurement grid:  
dx=10mm, dy=10mm  
Maximum value of SAR (interpolated) = 0.072 mW/g

**Configuration/Touch position - 2/Zoom Scan (4x4x2.5, graded), dist=2mm (9x9x5)/Cube 0:** Measurement grid: dx=4mm, dy=4mm, dz=2.5mm  
Reference Value = 2.875 V/m; Power Drift = 0.85 dB  
Peak SAR (extrapolated) = 0.135 W/kg  
**SAR(1 g) = 0.039 mW/g; SAR(10 g) = 0.019 mW/g**  
Maximum value of SAR (measured) = 0.068 mW/g

	Document <b>Appendix B for the BlackBerry® Smartphone Model REC71UW/RED71UW SAR Report</b>			Page <b>125(166)</b>
	Author Data <b>Andrew Becker</b>	Dates of Test <b>June 28 – September 16, 2011</b>	Test Report No <b>RTS-5385-1108-74A</b>	FCC ID: <b>L6AREC70UW</b> <b>L6ARED70UW</b>



0 dB = 0.070mW/g

	Document <b>Appendix B for the BlackBerry® Smartphone Model REC71UW/RED71UW SAR Report</b>			Page <b>126(166)</b>
	Author Data <b>Andrew Becker</b>	Dates of Test <b>June 28 – September 16, 2011</b>	Test Report No <b>RTS-5385-1108-74A</b>	FCC ID: <b>L6AREC70UW</b> <b>L6ARED70UW</b>

## Multi-Band Average SAR\_RHT\_UMTS band V\_802.11b

### Multi-Band Configurations:

#### DASY Configuration for Configuration/Touch position - 2/Volume Scan:

Date/Time: 9/15/2011 2:06:29 PM

Test Laboratory: RIM Testing Services

File Name:

[Volume\\_Scan\\_RightHandSide\\_UMTS\\_band\\_V\\_mid\\_chan\\_amb\\_temp\\_24.1\\_liq\\_temp\\_2\\_2.7C.da52:0](#)

**DUT: BlackBerry Smartphone; Type: Sample ; Serial: 27DD7A26**

Communication System: WCDMA FDD V; Frequency: 836.4 MHz; Duty Cycle: 1:1

Medium: HSL835 Medium parameters used (interpolated):  $f = 836.4$  MHz;  $\sigma = 0.939$  mho/m;  $\epsilon_r = 39.875$ ;  $\rho = 1000$  kg/m<sup>3</sup>

Phantom section: Right Section

Measurement Standard: DASY5 (IEEE/IEC/1528)

- Probe: ES3DV3 - SN3225; ConvF(6.11, 6.11, 6.11); Calibrated: 1/13/2011
- Sensor-Surface: 3mm (Mechanical Surface Detection)
- Electronics: DAE3 Sn472; Calibrated: 3/7/2011
- Phantom: SAM 1; Type: SAM 4.0; Serial: 1076
- Measurement SW: DASY52, Version 52.6 (2)

#### DASY Configuration for Configuration/Touch position - Volume Scan/Volume Scan:

Date/Time: 9/7/2011 10:54:50 PM

Test Laboratory: RIM Testing Services

File Name:

[Volume\\_Scan\\_RightHandSide\\_802.11b\\_mid\\_chan\\_amb\\_temp\\_23.5\\_liq\\_temp\\_23.2C.da52:0](#)


**DUT: BlackBerry Smartphone; Type: Sample ; Serial: 27DD7A26**

Communication System: 802.11 b (2450); Frequency: 2437 MHz; Duty Cycle: 1:1

Medium: 2450MHz Head Medium parameters used (interpolated):  $f = 2437$  MHz;  $\sigma = 1.863$  mho/m;  $\epsilon_r = 38.106$ ;  $\rho = 1000$  kg/m<sup>3</sup>

Phantom section: Right Section

Measurement Standard: DASY5 (IEEE/IEC/1528)

	Document <b>Appendix B for the BlackBerry® Smartphone Model REC71UW/RED71UW</b> <b>SAR Report</b>			Page <b>127(166)</b>
	Author Data <b>Andrew Becker</b>	Dates of Test <b>June 28 – September 16, 2011</b>	Test Report No <b>RTS-5385-1108-74A</b>	FCC ID: <b>L6AREC70UW</b> <b>L6ARED70UW</b>

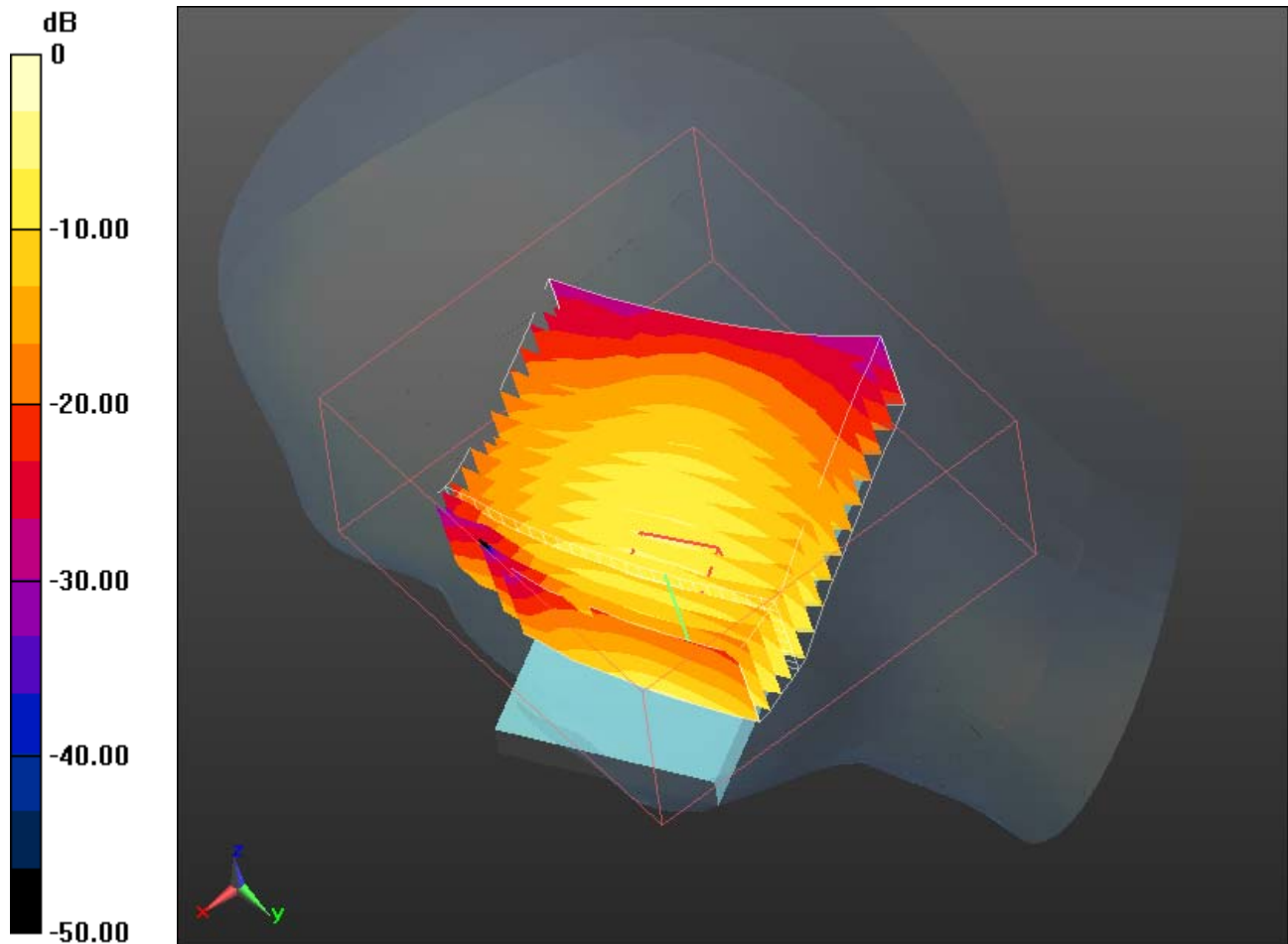
- Probe: ES3DV3 - SN3225; ConvF(4.6, 4.6, 4.6); Calibrated: 1/13/2011
- Sensor-Surface: 3mm (Mechanical Surface Detection)
- Electronics: DAE3 Sn472; Calibrated: 3/7/2011
- Phantom: SAM 1; Type: SAM 4.0; Serial: 1076
- Measurement SW: DASY52, Version 52.6 (2)

---


**Multi Band Result:**

**SAR(1 g) = 1.28 mW/g; SAR(10 g) = 0.862 mW/g**

Maximum value of SAR (interpolated) = 1.852 mW/g



0 dB = 1.850mW/g

	Document <b>Appendix B for the BlackBerry® Smartphone Model REC71UW/RED71UW SAR Report</b>			Page <b>128(166)</b>
	Author Data <b>Andrew Becker</b>	Dates of Test <b>June 28 – September 16, 2011</b>	Test Report No <b>RTS-5385-1108-74A</b>	FCC ID: <b>L6AREC70UW</b> <b>L6ARED70UW</b>

## Multi-Band Average SAR\_RHT\_EDGE\_GSM1900\_802.11b

### Multi-Band Configurations:

#### DASY Configuration for Configuration/Touch position - Volume Scan/Volume Scan:

Date/Time: 9/13/2011 8:10:33 PM

Test Laboratory: RIM Testing Services

File Name:

[Volume Scan RightHandSide\\_EDGE1900\\_high\\_chan\\_amb\\_temp\\_23.2\\_liq\\_temp\\_22.8 C.da52:0](#)

**DUT: BlackBerry Smartphone; Type: Sample ; Serial: 2846CB6A**

Communication System: EDGE 1900; Frequency: 1909.8 MHz; Duty Cycle: 1:4.19952

Medium: HSL1900 Medium parameters used:  $f = 1910$  MHz;  $\sigma = 1.398$  mho/m;  $\epsilon_r = 39$ ;  $\rho = 1000$  kg/m<sup>3</sup>

Phantom section: Right Section

Measurement Standard: DASY5 (IEEE/IEC/1528)

- Probe: ES3DV3 - SN3225; ConvF(5.26, 5.26, 5.26); Calibrated: 1/13/2011
- Sensor-Surface: 3mm (Mechanical Surface Detection)
- Electronics: DAE3 Sn472; Calibrated: 3/7/2011
- Phantom: SAM 1; Type: SAM 4.0; Serial: 1076
- Measurement SW: DASY52, Version 52.6 (2)

#### DASY Configuration for Configuration/Touch position - Volume Scan/Volume Scan:

Date/Time: 9/7/2011 10:54:50 PM

Test Laboratory: RIM Testing Services

File Name:


[Volume Scan RightHandSide\\_802.11b\\_mid\\_chan\\_amb\\_temp\\_23.5\\_liq\\_temp\\_23.2C.da52:0](#)

**DUT: BlackBerry Smartphone; Type: Sample ; Serial: 27DD7A26**

Communication System: 802.11 b (2450); Frequency: 2437 MHz; Duty Cycle: 1:1

Medium: 2450MHz Head Medium parameters used (interpolated):  $f = 2437$  MHz;  $\sigma = 1.863$  mho/m;  $\epsilon_r = 38.106$ ;  $\rho = 1000$  kg/m<sup>3</sup>



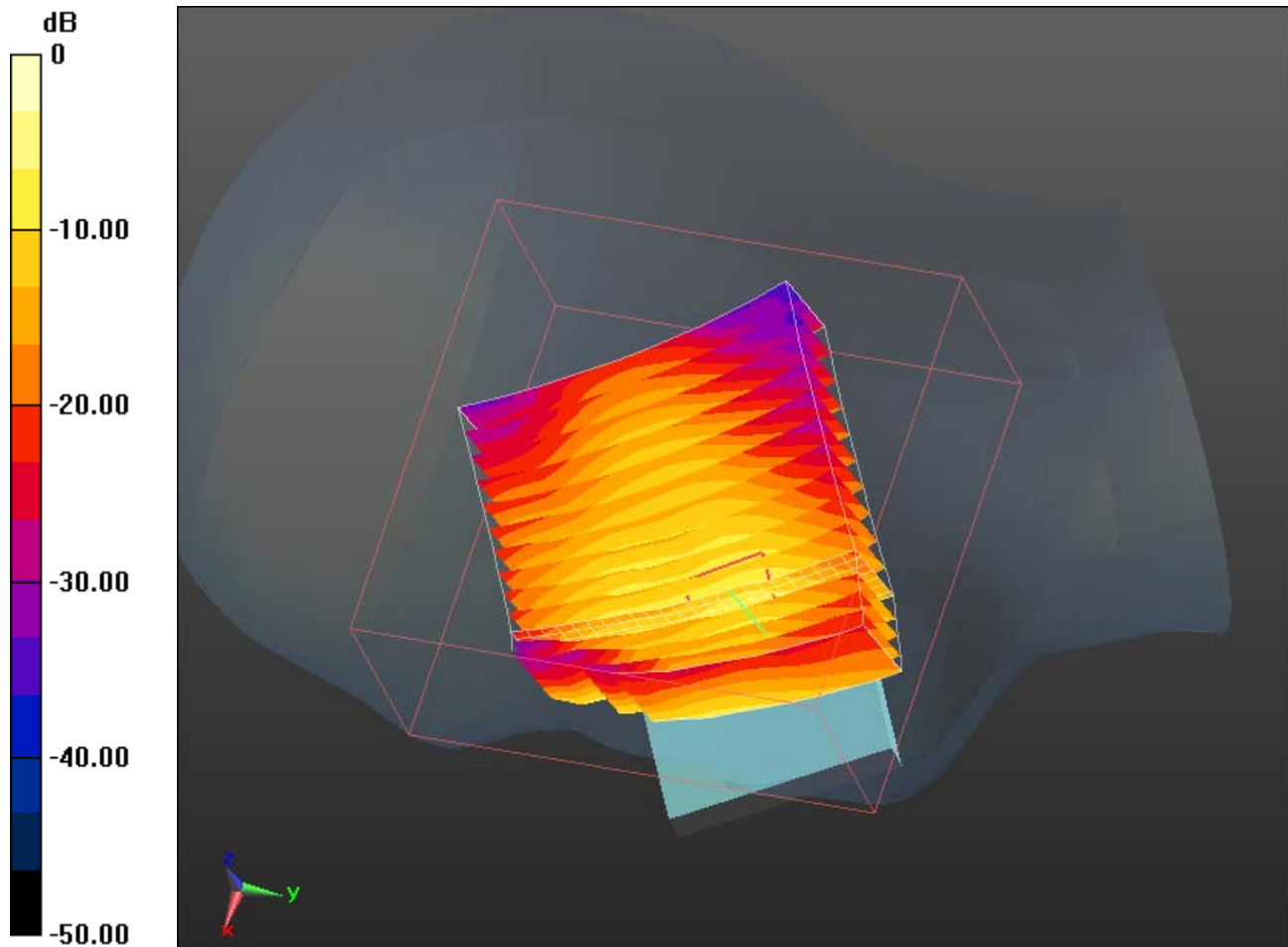
	Document <b>Appendix B for the BlackBerry® Smartphone Model REC71UW/RED71UW SAR Report</b>			Page <b>129(166)</b>
	Author Data <b>Andrew Becker</b>	Dates of Test <b>June 28 – September 16, 2011</b>	Test Report No <b>RTS-5385-1108-74A</b>	FCC ID: <b>L6AREC70UW</b> <b>L6ARED70UW</b>


Phantom section: Right Section  
Measurement Standard: DASYS (IEEE/IEC/1528)

- Probe: ES3DV3 - SN3225; ConvF(4.6, 4.6, 4.6); Calibrated: 1/13/2011
- Sensor-Surface: 3mm (Mechanical Surface Detection)
- Electronics: DAE3 Sn472; Calibrated: 3/7/2011
- Phantom: SAM 1; Type: SAM 4.0; Serial: 1076
- Measurement SW: DASYS2, Version 52.6 (2)


**Multi Band Result:**

**SAR(1 g) = 1.14 mW/g; SAR(10 g) = 0.687 mW/g**  
Maximum value of SAR (interpolated) = 1.647 mW/g



	Document <b>Appendix B for the BlackBerry® Smartphone Model REC71UW/RED71UW SAR Report</b>			Page <b>130(166)</b>
	Author Data <b>Andrew Becker</b>	Dates of Test <b>June 28 – September 16, 2011</b>	Test Report No <b>RTS-5385-1108-74A</b>	FCC ID: <b>L6AREC70UW</b> <b>L6ARED70UW</b>

0 dB = 1.650mW/g

	Document <b>Appendix B for the BlackBerry® Smartphone Model REC71UW/RED71UW SAR Report</b>			Page <b>131(166)</b>
	Author Data <b>Andrew Becker</b>	Dates of Test <b>June 28 – September 16, 2011</b>	Test Report No <b>RTS-5385-1108-74A</b>	FCC ID: <b>L6AREC70UW</b> <b>L6ARED70UW</b>

## Multi-Band Average SAR\_EDGE\_GSM1900\_802.11b\_BT

### Multi-Band Configurations:

#### DASY Configuration for Configuration/Touch position - Volume Scan/Volume Scan:

Date/Time: 9/13/2011 9:43:51 PM

Test Laboratory: RIM Testing Services

File Name:

[Volume Scan LeftHandSide\\_EDGE1900\\_high\\_chan\\_amb\\_temp\\_23.5\\_liq\\_temp\\_23.1C.da52:0](#)

**DUT: BlackBerry Smartphone; Type: Sample; Serial: 2846CB6A**

Communication System: EDGE 1900; Frequency: 1909.8 MHz; Duty Cycle: 1:4.19952

Medium: HSL1900 Medium parameters used:  $f = 1910$  MHz;  $\sigma = 1.398$  mho/m;  $\epsilon_r = 39$ ;  $\rho = 1000$  kg/m<sup>3</sup>

Phantom section: Left Section

Measurement Standard: DASY5 (IEEE/IEC/1528)

- Probe: ES3DV3 - SN3225; ConvF(5.26, 5.26, 5.26); Calibrated: 1/13/2011
- Sensor-Surface: 3mm (Mechanical Surface Detection)
- Electronics: DAE3 Sn472; Calibrated: 3/7/2011
- Phantom: SAM 1; Type: SAM 4.0; Serial: 1076
- Measurement SW: DASY52, Version 52.6 (2)

#### DASY Configuration for Configuration/Touch position - Volume Scan/Volume Scan:

Date/Time: 9/7/2011 7:44:27 PM

Test Laboratory: RIM Testing Services


File Name:

[Volume Scan LeftHandSide\\_802.11b\\_mid\\_chan\\_amb\\_temp\\_23.8\\_liq\\_temp\\_23.2C.da52:0](#)

**DUT: BlackBerry Smartphone; Type: Sample ; Serial: 27DD7A26**

Communication System: 802.11 b (2450); Frequency: 2437 MHz; Duty Cycle: 1:1

Medium: HSL2450 Medium parameters used (interpolated):  $f = 2437$  MHz;  $\sigma = 1.863$  mho/m;  $\epsilon_r = 38.106$ ;  $\rho = 1000$  kg/m<sup>3</sup>

	Document <b>Appendix B for the BlackBerry® Smartphone Model REC71UW/RED71UW SAR Report</b>			Page <b>132(166)</b>
	Author Data <b>Andrew Becker</b>	Dates of Test <b>June 28 – September 16, 2011</b>	Test Report No <b>RTS-5385-1108-74A</b>	FCC ID: <b>L6AREC70UW</b> <b>L6ARED70UW</b>

Phantom section: Left Section

Measurement Standard: DASYS (IEEE/IEC/1528)

- Probe: ES3DV3 - SN3225; ConvF(4.6, 4.6, 4.6); Calibrated: 1/13/2011
- Sensor-Surface: 3mm (Mechanical Surface Detection)
- Electronics: DAE3 Sn472; Calibrated: 3/7/2011
- Phantom: SAM 1; Type: SAM 4.0; Serial: 1076
- Measurement SW: DASYS2, Version 52.6 (2)

### **DASY Configuration for Configuration/Touch position Volume Scan/Volume Scan:**

Date/Time: 9/8/2011 12:39:33 PM

Test Laboratory: RIM Testing Services

File Name:

[Volume Scan LeftHandSide Bluetooth high chan amb temp 24.4 liq temp 22.6C.d a52:0](#)

**DUT: BlackBerry Smartphone; Type: Sample ; Serial: 27DD7A26**

Communication System: Bluetooth; Frequency: 2480 MHz; Duty Cycle: 1:1

Medium: HSL2450 Medium parameters used:  $f = 2480 \text{ MHz}$ ;  $\sigma = 1.914 \text{ mho/m}$ ;  $\epsilon_r = 37.887$ ;  $\rho = 1000 \text{ kg/m}^3$

Phantom section: Left Section

Measurement Standard: DASYS (IEEE/IEC/1528)

- Probe: ES3DV3 - SN3225; ConvF(4.6, 4.6, 4.6); Calibrated: 1/13/2011
- Sensor-Surface: 3mm (Mechanical Surface Detection)
- Electronics: DAE3 Sn472; Calibrated: 3/7/2011
- Phantom: SAM 1; Type: SAM 4.0; Serial: 1076
- Measurement SW: DASYS2, Version 52.6 (2)

### **Multi Band Result:**

**SAR(1 g) = 1.35 mW/g; SAR(10 g) = 0.739 mW/g**

Maximum value of SAR (interpolated) = 2.196 mW/g

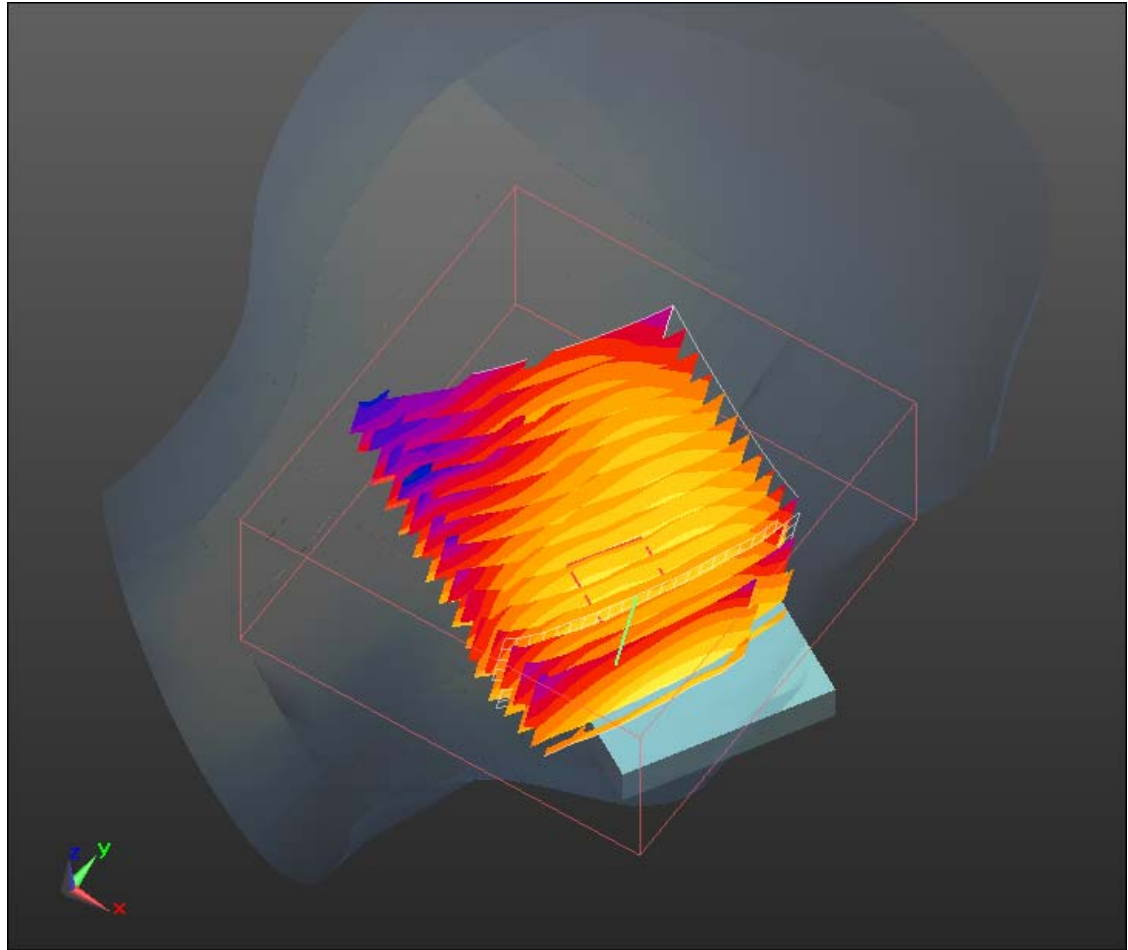
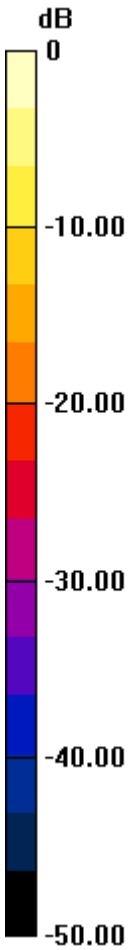
Author Data  
**Andrew Becker**

Dates of Test  
**June 28 – September 16, 2011**


Test Report No  
**RTS-5385-1108-74A**

FCC ID:  
**L6AREC70UW**  
**L6ARED70UW**

IC ID  
**2503A-REC70UW**  
**2503A-RED70UW**



0 dB = 2.200mW/g

	Document <b>Appendix B for the BlackBerry® Smartphone Model REC71UW/RED71UW SAR Report</b>			Page <b>134(166)</b>
	Author Data <b>Andrew Becker</b>	Dates of Test <b>June 28 – September 16, 2011</b>	Test Report No <b>RTS-5385-1108-74A</b>	FCC ID: <b>L6AREC70UW</b> <b>L6ARED70UW</b>

## Multi-Band Average SAR\_UMTS\_band\_II\_802.11b\_BT

### Multi-Band Configurations:

#### DASY Configuration for Configuration/Touch position - Volume Scan/Volume Scan (5x5x7):

Date/Time: 9/13/2011 5:51:12 PM

Test Laboratory: RIM Testing Services

File Name:

[Volume\\_Scan\\_RightHandSide\\_UMTS\\_band\\_II\\_high\\_chan\\_amb\\_temp\\_23.3\\_liq\\_temp\\_2\\_2.4C.da52:0](#)

**DUT: BlackBerry Smartphone; Type: Sample ; Serial: 2846CB6A**

Communication System: WCDMA FDD II; Frequency: 1907.6 MHz; Duty Cycle: 1:1

Medium: HSL1900 Medium parameters used (interpolated):  $f = 1907.6 \text{ MHz}$ ;  $\sigma = 1.395 \text{ mho/m}$ ;  $\epsilon_r = 39.011$ ;  $\rho = 1000 \text{ kg/m}^3$

Phantom section: Right Section

Measurement Standard: DASY5 (IEEE/IEC/1528)

- Probe: ES3DV3 - SN3225; ConvF(5.26, 5.26, 5.26); Calibrated: 1/13/2011
- Sensor-Surface: 3mm (Mechanical Surface Detection)
- Electronics: DAE3 Sn472; Calibrated: 3/7/2011
- Phantom: SAM 1; Type: SAM 4.0; Serial: 1076
- Measurement SW: DASY52, Version 52.6 (2)

#### DASY Configuration for Configuration/Touch position - Volume Scan/Volume Scan:

Date/Time: 9/7/2011 10:54:50 PM

Test Laboratory: RIM Testing Services


File Name:

[Volume\\_Scan\\_RightHandSide\\_802.11b\\_mid\\_chan\\_amb\\_temp\\_23.5\\_liq\\_temp\\_23.2C.da52:0](#)

**DUT: BlackBerry Smartphone; Type: Sample ; Serial: 27DD7A26**

Communication System: 802.11 b (2450); Frequency: 2437 MHz; Duty Cycle: 1:1

Medium: 2450MHz Head Medium parameters used (interpolated):  $f = 2437 \text{ MHz}$ ;  $\sigma = 1.863 \text{ mho/m}$ ;  $\epsilon_r = 38.106$ ;  $\rho = 1000 \text{ kg/m}^3$

	Document <b>Appendix B for the BlackBerry® Smartphone Model REC71UW/RED71UW</b> <b>SAR Report</b>			Page <b>135(166)</b>
	Author Data <b>Andrew Becker</b>	Dates of Test <b>June 28 – September 16, 2011</b>	Test Report No <b>RTS-5385-1108-74A</b>	FCC ID: <b>L6AREC70UW</b> <b>L6ARED70UW</b>

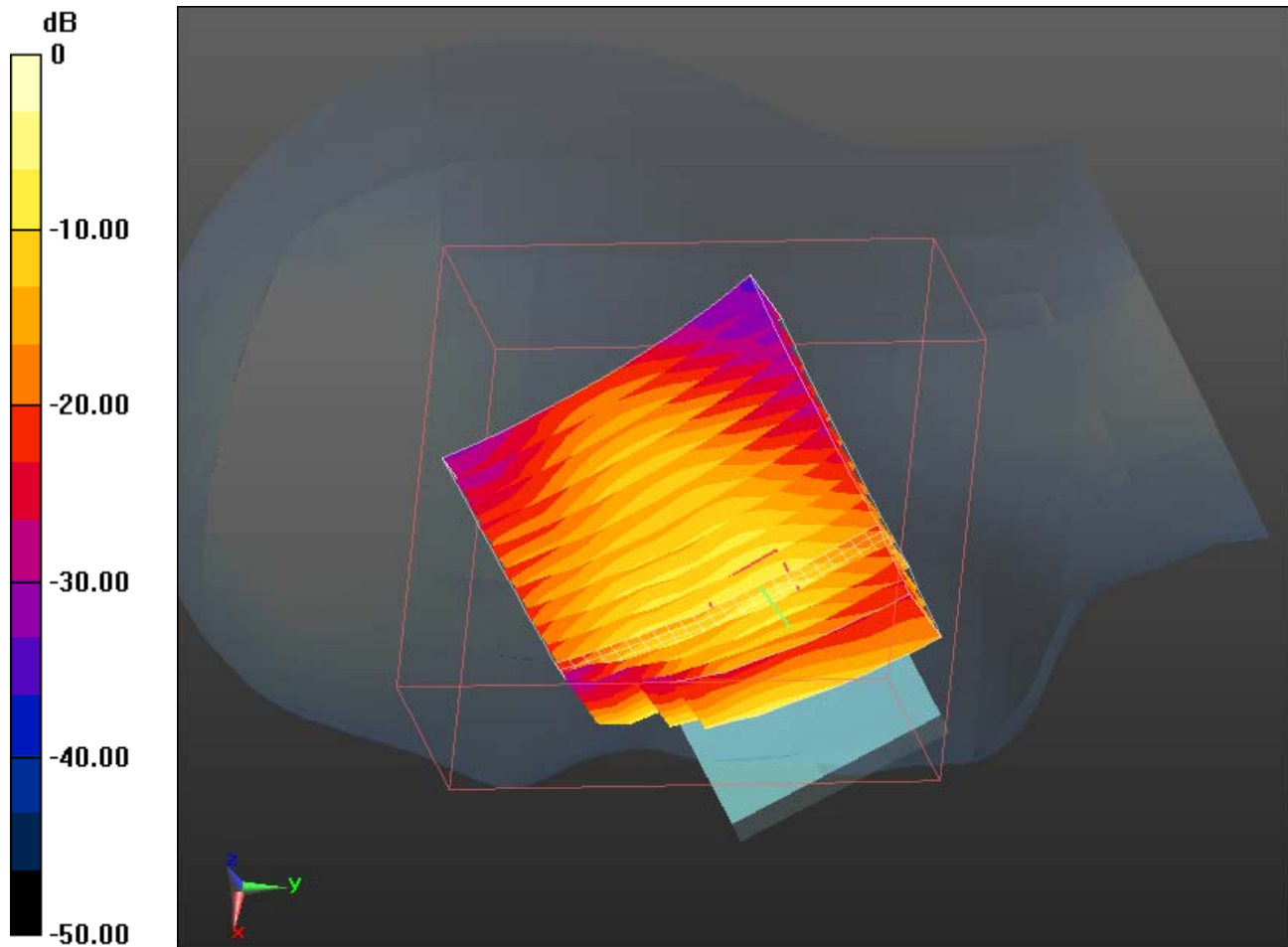
Phantom section: Right Section  
Measurement Standard: DASYS (IEEE/IEC/1528)


- Probe: ES3DV3 - SN3225; ConvF(4.6, 4.6, 4.6); Calibrated: 1/13/2011
- Sensor-Surface: 3mm (Mechanical Surface Detection)
- Electronics: DAE3 Sn472; Calibrated: 3/7/2011
- Phantom: SAM 1; Type: SAM 4.0; Serial: 1076
- Measurement SW: DASYS2, Version 52.6 (2)

---

**Multi Band Result:**


**SAR(1 g) = 1.26 mW/g; SAR(10 g) = 0.755 mW/g**  
Maximum value of SAR (interpolated) = 1.816 mW/g



	Document <b>Appendix B for the BlackBerry® Smartphone Model REC71UW/RED71UW SAR Report</b>			Page <b>136(166)</b>
	Author Data <b>Andrew Becker</b>	Dates of Test <b>June 28 – September 16, 2011</b>	Test Report No <b>RTS-5385-1108-74A</b>	FCC ID: <b>L6AREC70UW</b> <b>L6ARED70UW</b>

0 dB = 1.820mW/g



	Document <b>Appendix B for the BlackBerry® Smartphone Model REC71UW/RED71UW SAR Report</b>			Page <b>137(166)</b>
	Author Data <b>Andrew Becker</b>	Dates of Test <b>June 28 – September 16, 2011</b>	Test Report No <b>RTS-5385-1108-74A</b>	FCC ID: <b>L6AREC70UW</b> <b>L6ARED70UW</b>

## Multi-Band Average SAR

### Multi-Band Configurations:

#### DASY Configuration for Configuration/Touch position - 2/Volume Scan:

Date/Time: 9/13/2011 2:13:41 PM

Test Laboratory: RIM Testing Services

File Name:

[Volume Scan LeftHandSide UMTS band II high chan amb temp 22.9 liq temp 22.3C.da52:0](#)

**DUT: BlackBerry Smartphone; Type: Sample; Serial: 2846CB6A**

Communication System: WCDMA FDD II; Frequency: 1907.6 MHz; Duty Cycle: 1:1

Medium: HSL1900 Medium parameters used (interpolated):  $f = 1907.6$  MHz;  $\sigma = 1.395$  mho/m;  $\epsilon_r = 39.011$ ;  $\rho = 1000$  kg/m<sup>3</sup>

Phantom section: Left Section

Measurement Standard: DASY5 (IEEE/IEC/1528)

- Probe: ES3DV3 - SN3225; ConvF(5.26, 5.26, 5.26); Calibrated: 1/13/2011
- Sensor-Surface: 3mm (Mechanical Surface Detection)
- Electronics: DAE3 Sn472; Calibrated: 3/7/2011
- Phantom: SAM 1; Type: SAM 4.0; Serial: 1076
- Measurement SW: DASY52, Version 52.6 (2)

#### DASY Configuration for Configuration/Touch position - Volume Scan/Volume Scan:

Date/Time: 9/7/2011 7:44:27 PM

Test Laboratory: RIM Testing Services

File Name:

[Volume Scan LeftHandSide 802.11b mid chan amb temp 23.8 liq temp 23.2C.da52:0](#)


**DUT: BlackBerry Smartphone; Type: Sample ; Serial: 27DD7A26**

Communication System: 802.11 b (2450); Frequency: 2437 MHz; Duty Cycle: 1:1

Medium: HSL2450 Medium parameters used (interpolated):  $f = 2437$  MHz;  $\sigma = 1.863$  mho/m;  $\epsilon_r = 38.106$ ;  $\rho = 1000$  kg/m<sup>3</sup>

Phantom section: Left Section

Measurement Standard: DASY5 (IEEE/IEC/1528)

	Document <b>Appendix B for the BlackBerry® Smartphone Model REC71UW/RED71UW SAR Report</b>			Page <b>138(166)</b>
	Author Data <b>Andrew Becker</b>	Dates of Test <b>June 28 – September 16, 2011</b>	Test Report No <b>RTS-5385-1108-74A</b>	FCC ID: <b>L6AREC70UW</b> <b>L6ARED70UW</b>

- Probe: ES3DV3 - SN3225; ConvF(4.6, 4.6, 4.6); Calibrated: 1/13/2011
- Sensor-Surface: 3mm (Mechanical Surface Detection)
- Electronics: DAE3 Sn472; Calibrated: 3/7/2011
- Phantom: SAM 1; Type: SAM 4.0; Serial: 1076
- Measurement SW: DASY52, Version 52.6 (2)

### **DASY Configuration for Configuration/Touch position Volume Scan/Volume Scan:**

Date/Time: 9/8/2011 12:39:33 PM

Test Laboratory: RIM Testing Services

File Name:

[Volume Scan LeftHandSide Bluetooth high chan amb temp 24.4 liq temp 22.6C.d a52:0](#)

**DUT: BlackBerry Smartphone; Type: Sample ; Serial: 27DD7A26**

Communication System: Bluetooth; Frequency: 2480 MHz; Duty Cycle: 1:1

Medium: HSL2450 Medium parameters used:  $f = 2480 \text{ MHz}$ ;  $\sigma = 1.914 \text{ mho/m}$ ;  $\epsilon_r = 37.887$ ;  $\rho = 1000 \text{ kg/m}^3$

Phantom section: Left Section

Measurement Standard: DASY5 (IEEE/IEC/1528)

- Probe: ES3DV3 - SN3225; ConvF(4.6, 4.6, 4.6); Calibrated: 1/13/2011
- Sensor-Surface: 3mm (Mechanical Surface Detection)
- Electronics: DAE3 Sn472; Calibrated: 3/7/2011
- Phantom: SAM 1; Type: SAM 4.0; Serial: 1076
- Measurement SW: DASY52, Version 52.6 (2)

### **Multi Band Result:**

**SAR(1 g) = 1.38 mW/g; SAR(10 g) = 0.771 mW/g**

Maximum value of SAR (interpolated) = 2.209 mW/g

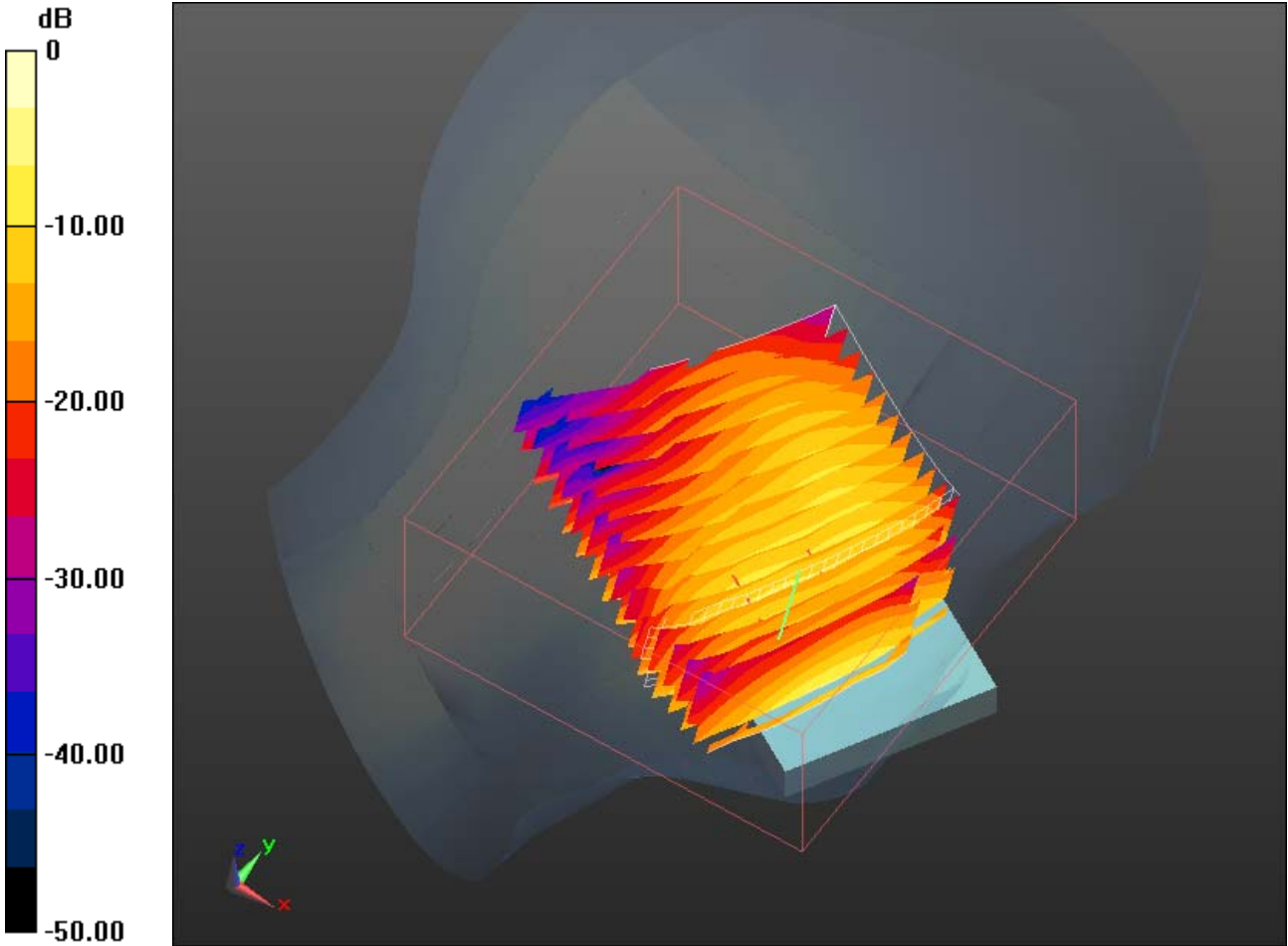
Author Data  
**Andrew Becker**

Dates of Test  
**June 28 – September 16, 2011**


Test Report No  
**RTS-5385-1108-74A**

FCC ID:  
**L6AREC70UW**  
**L6ARED70UW**

IC ID  
**2503A-REC70UW**  
**2503A-RED70UW**




0 dB = 2.210mW/g

	Document <b>Appendix B for the BlackBerry® Smartphone Model REC71UW/RED71UW SAR Report</b>			Page <b>140(166)</b>
	Author Data <b>Andrew Becker</b>	Dates of Test <b>June 28 – September 16, 2011</b>	Test Report No <b>RTS-5385-1108-74A</b>	FCC ID: <b>L6AREC70UW</b> <b>L6ARED70UW</b>

**Z axis plot for the worst case head configuration:**



	Document <b>Appendix B for the BlackBerry® Smartphone Model REC71UW/RED71UW</b> <b>SAR Report</b>			Page <b>141(166)</b>
	Author Data <b>Andrew Becker</b>	Dates of Test <b>June 28 – September 16, 2011</b>	Test Report No <b>RTS-5385-1108-74A</b>	FCC ID: <b>L6AREC70UW</b> <b>L6ARED70UW</b>

Date/Time: 9/14/2011 10:41:22 PM, Date/Time: 9/14/2011 10:46:41 PM

Test Laboratory: RIM Testing Services

**RightHandSide\_UMTS\_band\_IV\_low\_chan\_amb\_temp\_23.5\_liq\_temp\_2**

**2.7C**

**DUT: BlackBerry Smartphone; Type: Sample ; Serial: 2846E05B**

Communication System: WCDMA FDD IV; Communication System Band: UMTS band IV; Frequency: 1712.4 MHz; Communication System PAR: 0 dB

Medium parameters used (interpolated):  $f = 1712.4$  MHz;  $\sigma = 1.368$  mho/m;  $\epsilon_r = 39.687$ ;  $\rho = 1000$  kg/m<sup>3</sup>

Phantom section: Right Section

Measurement Standard: DASYS (IEEE/IEC/1528)

DASY5 Configuration:

- Probe: ES3DV3 - SN3225; ConvF(5.26, 5.26, 5.26); Calibrated: 1/13/2011
- Sensor-Surface: 3mm (Mechanical Surface Detection)
- Electronics: DAE3 Sn472; Calibrated: 3/7/2011
- Phantom: SAM 1; Type: SAM 4.0; Serial: 1076
- Measurement SW: DASY52, Version 52.6 (2); SEMCAD X Version 14.4.4 (2829)

**Configuration/Touch position -/Area Scan (51x81x1):** Measurement grid: dx=15mm, dy=15mm

[Info: Interpolated medium parameters used for SAR evaluation.](#)

Maximum value of SAR (interpolated) = 1.343 mW/g


**Configuration/Touch position -/Zoom Scan (5x5x7) (5x5x7)/Cube 0:**

Measurement grid: dx=7.5mm, dy=7.5mm, dz=5mm

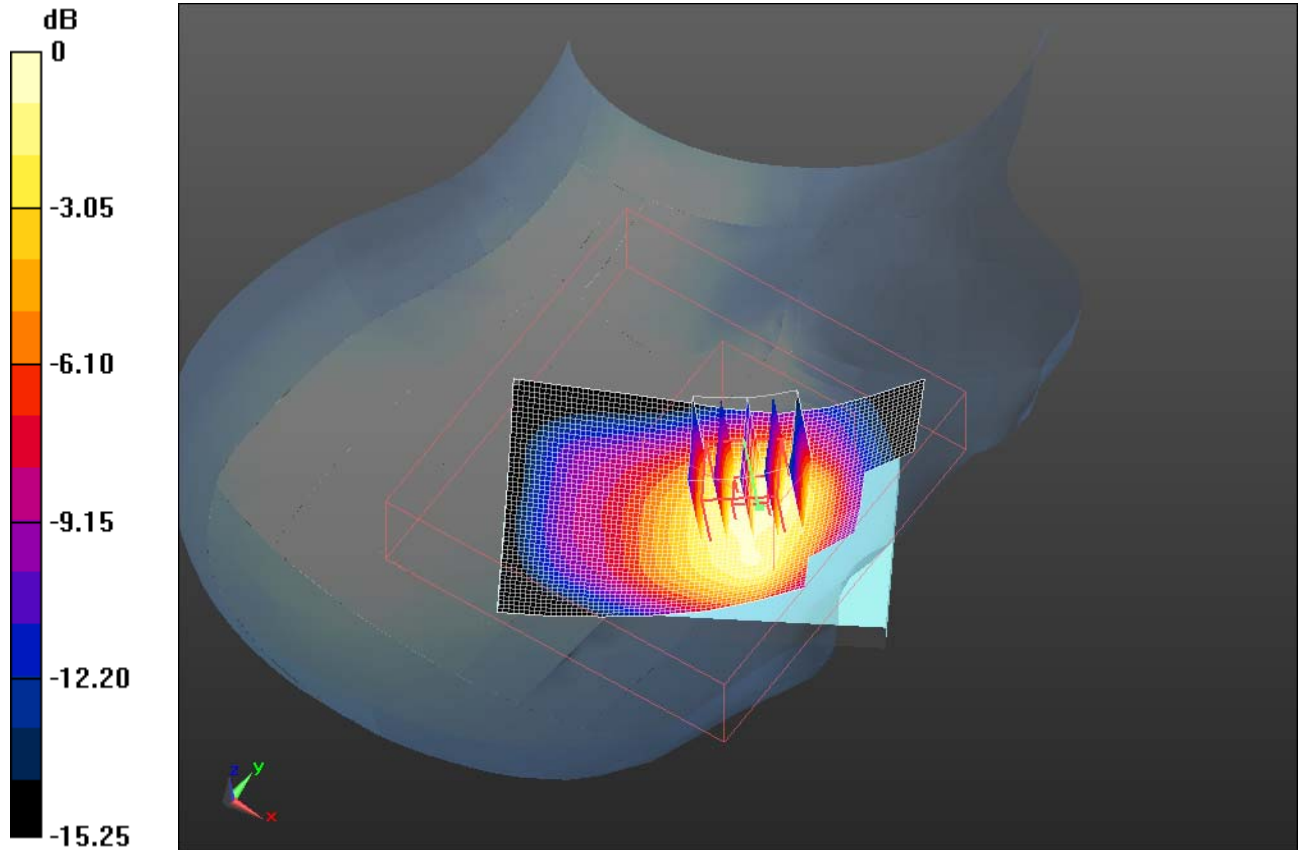
Reference Value = 8.716 V/m; Power Drift = 0.03 dB

Peak SAR (extrapolated) = 1.565 W/kg


**SAR(1 g) = 1.1 mW/g; SAR(10 g) = 0.694 mW/g**

	Document <b>Appendix B for the BlackBerry® Smartphone Model REC71UW/RED71UW SAR Report</b>			Page <b>142(166)</b>
	Author Data <b>Andrew Becker</b>	Dates of Test <b>June 28 – September 16, 2011</b>	Test Report No <b>RTS-5385-1108-74A</b>	FCC ID: <b>L6AREC70UW</b> <b>L6ARED70UW</b>

Info: Interpolated medium parameters used for SAR evaluation.  
Maximum value of SAR (measured) = 1.291 mW/g



0 dB = 1.290mW/g

	Document <b>Appendix B for the BlackBerry® Smartphone Model REC71UW/RED71UW SAR Report</b>			Page <b>143(166)</b>
	Author Data <b>Andrew Becker</b>	Dates of Test <b>June 28 – September 16, 2011</b>	Test Report No <b>RTS-5385-1108-74A</b>	FCC ID: <b>L6AREC70UW</b> <b>L6ARED70UW</b>

Date/Time: 9/14/2011 10:26:08 PM, Date/Time: 9/14/2011 10:31:26 PM

Test Laboratory: RIM Testing Services

## RightHandSide\_UMTS\_band\_IV\_mid\_chan\_amb\_temp\_23.5\_liq\_temp\_2 2.7C

**DUT: BlackBerry Smartphone; Type: Sample ; Serial: 2846E05B**

Communication System: WCDMA FDD IV; Communication System Band: UMTS band IV; Frequency: 1732.6 MHz; Communication System PAR: 0 dB

Medium parameters used (interpolated):  $f = 1732.6$  MHz;  $\sigma = 1.385$  mho/m;  $\epsilon_r = 39.587$ ;  
 $\rho = 1000$  kg/m<sup>3</sup>

Phantom section: Right Section

Measurement Standard: DASYS (IEEE/IEC/1528)

DASY5 Configuration:

- Probe: ES3DV3 - SN3225; ConvF(5.26, 5.26, 5.26); Calibrated: 1/13/2011
- Sensor-Surface: 3mm (Mechanical Surface Detection)
- Electronics: DAE3 Sn472; Calibrated: 3/7/2011
- Phantom: SAM 1; Type: SAM 4.0; Serial: 1076
- Measurement SW: DASY52, Version 52.6 (2); SEMCAD X Version 14.4.4 (2829)

**Configuration/Touch position -/Area Scan (51x81x1):** Measurement grid:  
dx=15mm, dy=15mm

[Info: Interpolated medium parameters used for SAR evaluation.](#)

Maximum value of SAR (interpolated) = 1.334 mW/g

**Configuration/Touch position -/Zoom Scan (5x5x7) (5x5x7)/Cube 0:**

Measurement grid: dx=7.5mm, dy=7.5mm, dz=5mm


Reference Value = 9.635 V/m; Power Drift = 0.02 dB

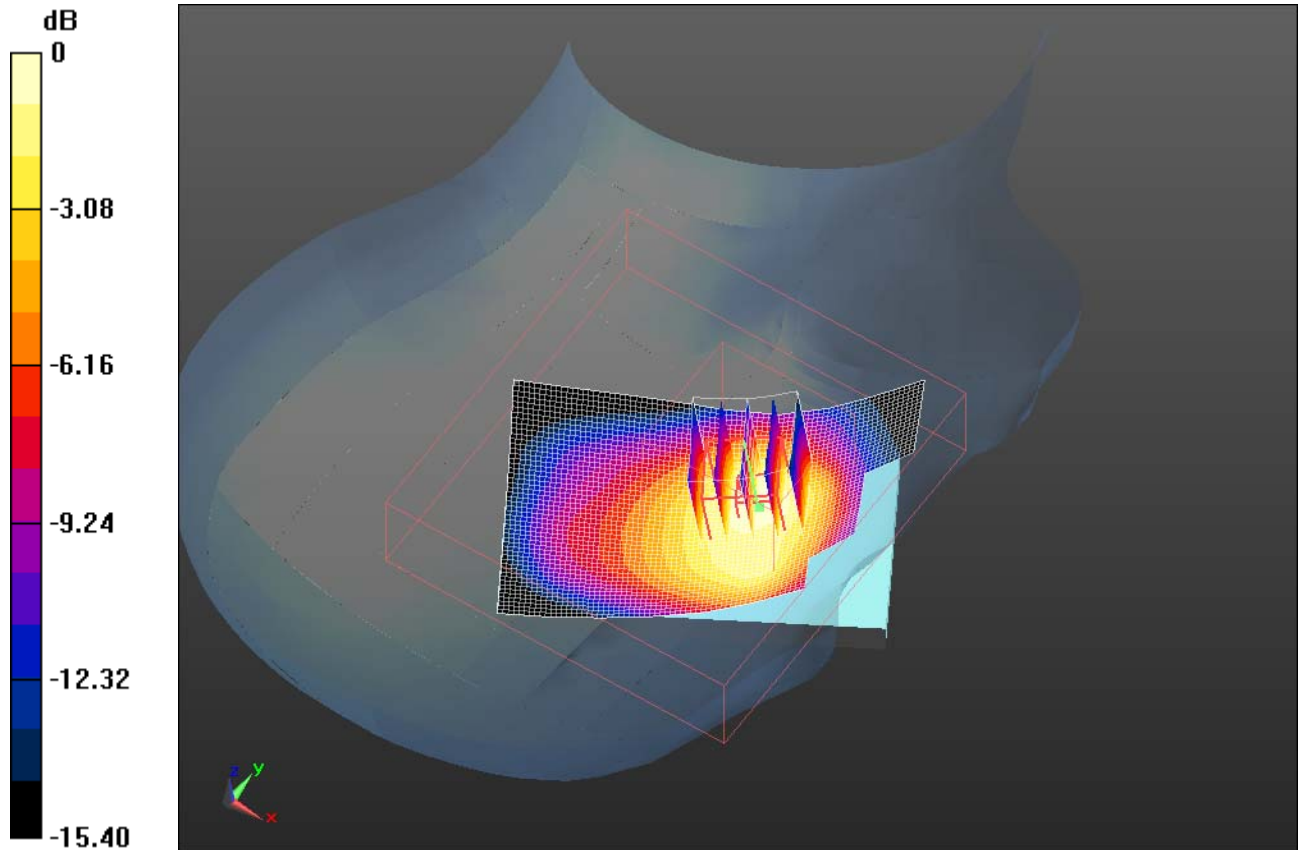
Peak SAR (extrapolated) = 1.576 W/kg

**SAR(1 g) = 1.09 mW/g; SAR(10 g) = 0.678 mW/g**

[Info: Interpolated medium parameters used for SAR evaluation.](#)


Maximum value of SAR (measured) = 1.277 mW/g

	Document <b>Appendix B for the BlackBerry® Smartphone Model REC71UW/RED71UW SAR Report</b>			Page <b>144(166)</b>
	Author Data <b>Andrew Becker</b>	Dates of Test <b>June 28 – September 16, 2011</b>	Test Report No <b>RTS-5385-1108-74A</b>	FCC ID: <b>L6AREC70UW</b> <b>L6ARED70UW</b>



0 dB = 1.280mW/g



	Document <b>Appendix B for the BlackBerry® Smartphone Model REC71UW/RED71UW</b> <b>SAR Report</b>			Page <b>145(166)</b>
	Author Data <b>Andrew Becker</b>	Dates of Test <b>June 28 – September 16, 2011</b>	Test Report No <b>RTS-5385-1108-74A</b>	FCC ID: <b>L6AREC70UW</b> <b>L6ARED70UW</b>

Date/Time: 9/14/2011 11:12:54 PM, Date/Time: 9/14/2011 11:18:12 PM, Date/Time:  
9/14/2011 11:24:24 PM

Test Laboratory: RIM Testing Services

## RightHandSide\_UMTS\_band\_IV\_high\_chan\_amb\_temp\_23.3\_liq\_temp\_22.5C

**DUT: BlackBerry Smartphone; Type: Sample ; Serial: 2846E05B**

Communication System: WCDMA FDD IV; Communication System Band: UMTS band IV; Frequency: 1752.6 MHz; Communication System PAR: 0 dB  
Medium parameters used (interpolated):  $f = 1752.6$  MHz;  $\sigma = 1.406$  mho/m;  $\epsilon_r = 39.498$ ;  $\rho = 1000$  kg/m<sup>3</sup>  
Phantom section: Right Section  
Measurement Standard: DASYS5 (IEEE/IEC/1528)

DASY5 Configuration:

- Probe: ES3DV3 - SN3225; ConvF(5.26, 5.26, 5.26); Calibrated: 1/13/2011
- Sensor-Surface: 3mm (Mechanical Surface Detection)
- Electronics: DAE3 Sn472; Calibrated: 3/7/2011
- Phantom: SAM 1; Type: SAM 4.0; Serial: 1076
- Measurement SW: DASY52, Version 52.6 (2); SEMCAD X Version 14.4.4 (2829)

**Configuration/Touch position -/Area Scan (51x81x1):** Measurement grid:  
dx=15mm, dy=15mm


[Info: Interpolated medium parameters used for SAR evaluation.](#)

Maximum value of SAR (interpolated) = 1.218 mW/g

**Configuration/Touch position -/Zoom Scan (5x5x7) (5x5x7)/Cube 0:**

Measurement grid: dx=7.5mm, dy=7.5mm, dz=5mm  
Reference Value = 10.915 V/m; Power Drift = 0.09 dB  
Peak SAR (extrapolated) = 1.474 W/kg  
**SAR(1 g) = 1.01 mW/g; SAR(10 g) = 0.619 mW/g**

[Info: Interpolated medium parameters used for SAR evaluation.](#)

	Document <b>Appendix B for the BlackBerry® Smartphone Model REC71UW/RED71UW</b> <b>SAR Report</b>			Page <b>146(166)</b>
	Author Data <b>Andrew Becker</b>	Dates of Test <b>June 28 – September 16, 2011</b>	Test Report No <b>RTS-5385-1108-74A</b>	FCC ID: <b>L6AREC70UW</b> <b>L6ARED70UW</b>

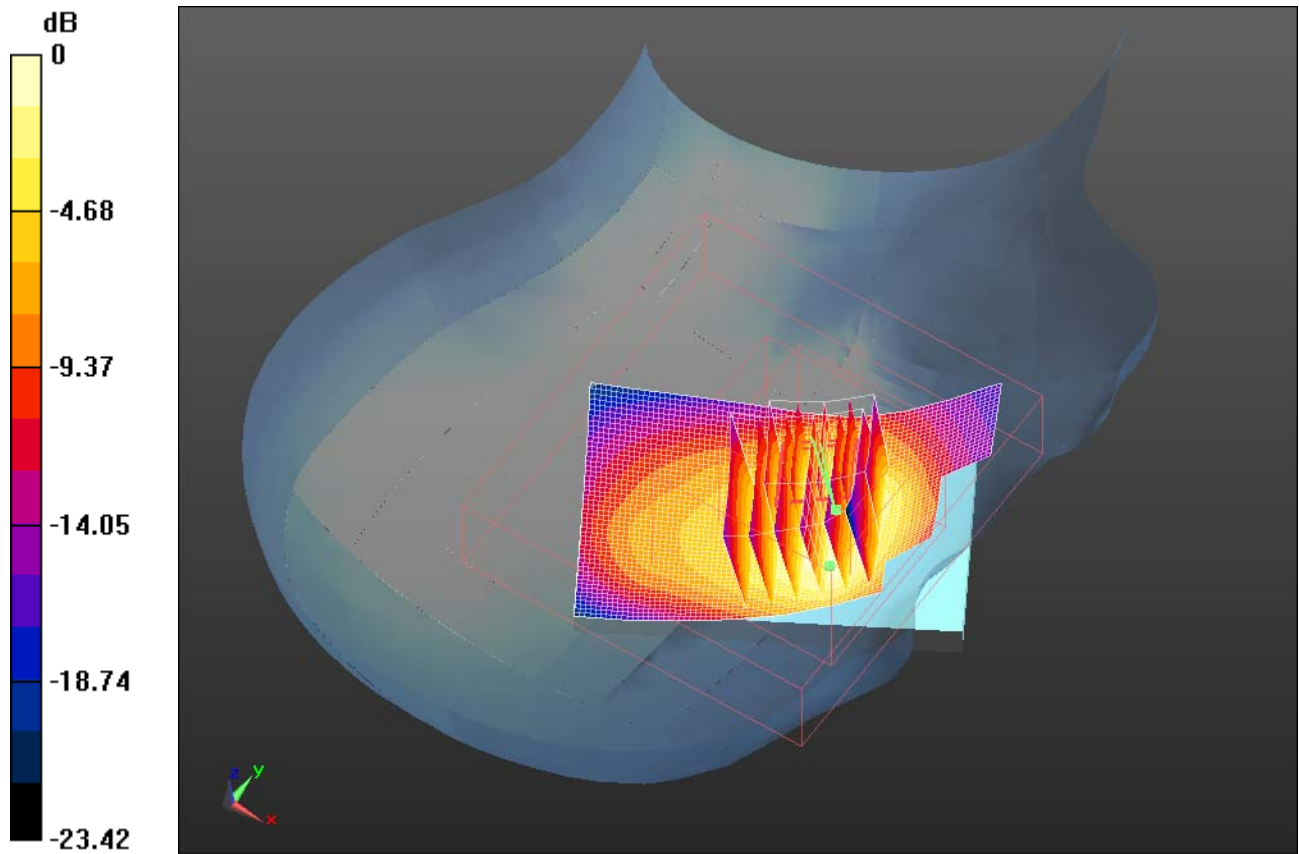
Maximum value of SAR (measured) = 1.183 mW/g

**Configuration/Touch position -/Zoom Scan (5x5x7) 2 (7x6x7)/Cube 0:**


Measurement grid: dx=7.5mm, dy=7.5mm, dz=5mm  
Reference Value = 10.915 V/m; Power Drift = 0.09 dB  
Peak SAR (extrapolated) = 1.492 W/kg  
**SAR(1 g) = 1.02 mW/g; SAR(10 g) = 0.621 mW/g**

[Info: Interpolated medium parameters used for SAR evaluation.](#)

Maximum value of SAR (measured) = 1.194 mW/g



0 dB = 1.190mW/g

	Document <b>Appendix B for the BlackBerry® Smartphone Model REC71UW/RED71UW SAR Report</b>			Page <b>147(166)</b>
	Author Data <b>Andrew Becker</b>	Dates of Test <b>June 28 – September 16, 2011</b>	Test Report No <b>RTS-5385-1108-74A</b>	FCC ID: <b>L6AREC70UW</b> <b>L6ARED70UW</b>

Date/Time: 9/15/2011 1:40:47 AM, Date/Time: 9/15/2011 1:46:06 AM

Test Laboratory: RIM Testing Services

**RightHandSide\_Tilt\_UMTS\_band\_IV\_mid\_chan\_amb\_temp\_23.5\_liq\_temp\_22.7C**

**DUT: BlackBerry Smartphone; Type: Sample ; Serial: 2846E05B**

Communication System: WCDMA FDD IV; Communication System Band: UMTS band IV; Frequency: 1732.6 MHz; Communication System PAR: 0 dB

Medium parameters used (interpolated):  $f = 1732.6$  MHz;  $\sigma = 1.385$  mho/m;  $\epsilon_r = 39.587$ ;  $\rho = 1000$  kg/m<sup>3</sup>

Phantom section: Right Section

Measurement Standard: DASYS (IEEE/IEC/1528)

DASY5 Configuration:

- Probe: ES3DV3 - SN3225; ConvF(5.26, 5.26, 5.26); Calibrated: 1/13/2011
- Sensor-Surface: 3mm (Mechanical Surface Detection)
- Electronics: DAE3 Sn472; Calibrated: 3/7/2011
- Phantom: SAM 1; Type: SAM 4.0; Serial: 1076
- Measurement SW: DASY52, Version 52.6 (2); SEMCAD X Version 14.4.4 (2829)

**Configuration/Touch position -/Area Scan (51x81x1):** Measurement grid: dx=15mm, dy=15mm

[Info: Interpolated medium parameters used for SAR evaluation.](#)

Maximum value of SAR (interpolated) = 0.304 mW/g

**Configuration/Touch position -/Zoom Scan (5x5x7) (6x6x7)/Cube 0:**

Measurement grid: dx=7.5mm, dy=7.5mm, dz=5mm


Reference Value = 13.085 V/m; Power Drift = 0.06 dB

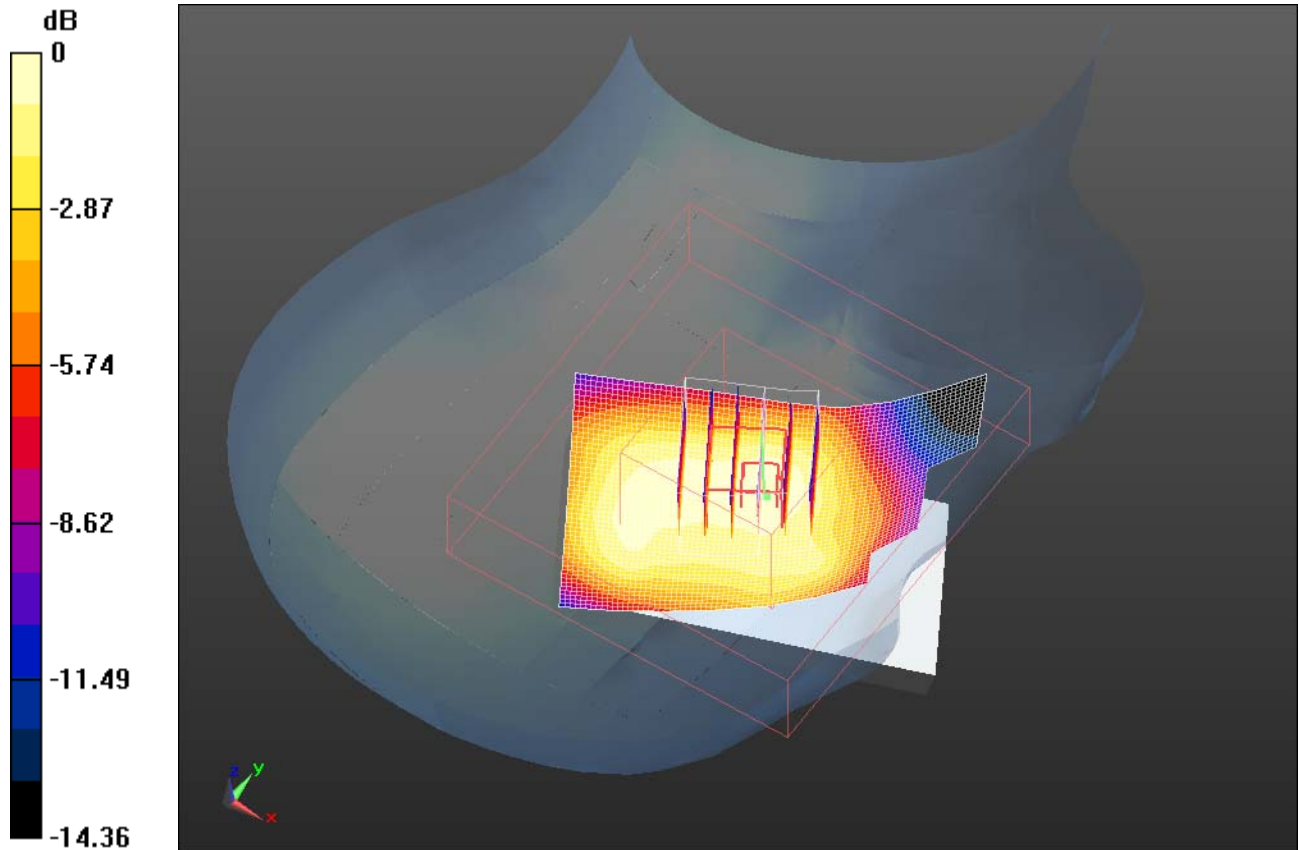
Peak SAR (extrapolated) = 0.368 W/kg

**SAR(1 g) = 0.257 mW/g; SAR(10 g) = 0.172 mW/g**

[Info: Interpolated medium parameters used for SAR evaluation.](#)


Maximum value of SAR (measured) = 0.295 mW/g

	Document <b>Appendix B for the BlackBerry® Smartphone Model REC71UW/RED71UW SAR Report</b>			Page <b>148(166)</b>
	Author Data <b>Andrew Becker</b>	Dates of Test <b>June 28 – September 16, 2011</b>	Test Report No <b>RTS-5385-1108-74A</b>	FCC ID: <b>L6AREC70UW</b> <b>L6ARED70UW</b>



0 dB = 0.300mW/g

0 dB = 1.300mW/g

	Document <b>Appendix B for the BlackBerry® Smartphone Model REC71UW/RED71UW SAR Report</b>			Page <b>149(166)</b>
	Author Data <b>Andrew Becker</b>	Dates of Test <b>June 28 – September 16, 2011</b>	Test Report No <b>RTS-5385-1108-74A</b>	FCC ID: <b>L6AREC70UW</b> <b>L6ARED70UW</b>

Date/Time: 9/15/2011 12:27:05 AM

Test Laboratory: RIM Testing Services

## Volume\_Scan\_RightHandSide\_UMTS\_band\_IV\_low\_chan\_amb\_temp\_2 3.5\_liq\_temp\_22.7C

**DUT: BlackBerry Smartphone; Type: Sample ; Serial: 2846E05B**

Communication System: WCDMA FDD IV; Communication System Band: UMTS band IV; Frequency: 1712.4 MHz; Communication System PAR: 0 dB  
Medium parameters used (interpolated):  $f = 1712.4$  MHz;  $\sigma = 1.368$  mho/m;  $\epsilon_r = 39.687$ ;  $\rho = 1000$  kg/m<sup>3</sup>  
Phantom section: Right Section  
Measurement Standard: DASYS (IEEE/IEC/1528)

DASY5 Configuration:

- Probe: ES3DV3 - SN3225; ConvF(5.26, 5.26, 5.26); Calibrated: 1/13/2011
- Sensor-Surface: 3mm (Mechanical Surface Detection)
- Electronics: DAE3 Sn472; Calibrated: 3/7/2011
- Phantom: SAM 1; Type: SAM 4.0; Serial: 1076
- Measurement SW: DASYS2, Version 52.6 (2); SEMCAD X Version 14.4.4 (2829)

### **Configuration/Touch position - Volume Scan/Volume Scan**

**(13x15x7)/Cube 0:** Measurement grid: dx=7.5mm, dy=7.5mm, dz=5mm


Reference Value = 9.489 V/m; Power Drift = 0.06 dB

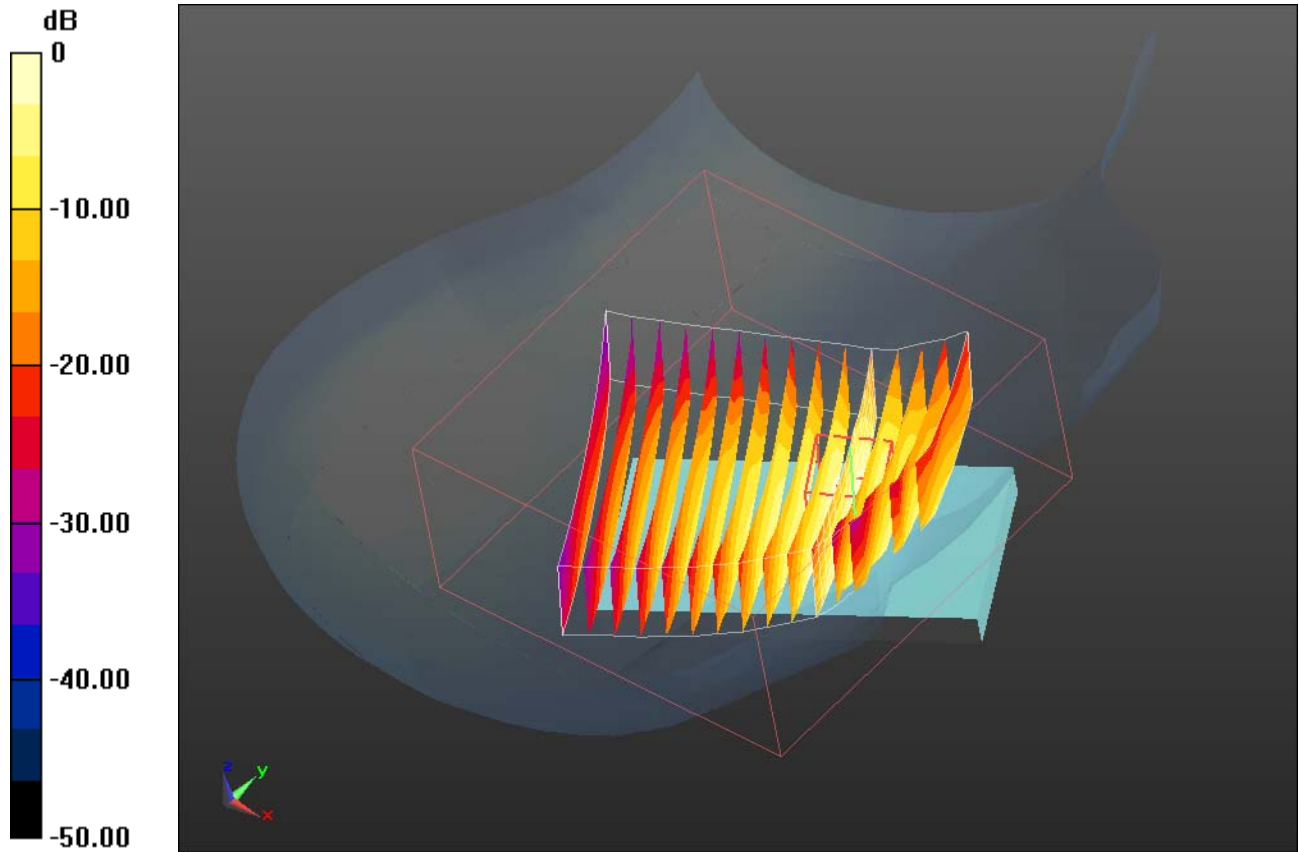
Peak SAR (extrapolated) = 1.591 W/kg

**SAR(1 g) = 1.12 mW/g; SAR(10 g) = 0.685 mW/g**


[Info: Interpolated medium parameters used for SAR evaluation.](#)

Maximum value of SAR (measured) = 1.279 mW/g

	Document <b>Appendix B for the BlackBerry® Smartphone Model REC71UW/RED71UW SAR Report</b>			Page <b>150(166)</b>
	Author Data <b>Andrew Becker</b>	Dates of Test <b>June 28 – September 16, 2011</b>	Test Report No <b>RTS-5385-1108-74A</b>	FCC ID: <b>L6AREC70UW</b> <b>L6ARED70UW</b>



0 dB = 1.280mW/g

	Document <b>Appendix B for the BlackBerry® Smartphone Model REC71UW/RED71UW</b> <b>SAR Report</b>			Page <b>151(166)</b>
	Author Data <b>Andrew Becker</b>	Dates of Test <b>June 28 – September 16, 2011</b>	Test Report No <b>RTS-5385-1108-74A</b>	FCC ID: <b>L6AREC70UW</b> <b>L6ARED70UW</b>

Date/Time: 9/14/2011 6:43:27 PM, Date/Time: 9/14/2011 6:48:37 PM

Test Laboratory: RIM Testing Services

## LeftHandSide\_UMTS\_band\_IV\_low\_chan\_amb\_temp\_22.3\_liq\_temp\_22.1C

**DUT: BlackBerry Smartphone; Type: Sample ; Serial: 2846E05B**

Communication System: WCDMA FDD IV; Communication System Band: UMTS band IV; Frequency: 1712.4 MHz; Communication System PAR: 0 dB  
Medium parameters used (interpolated):  $f = 1712.4$  MHz;  $\sigma = 1.368$  mho/m;  $\epsilon_r = 39.687$ ;  $\rho = 1000$  kg/m<sup>3</sup>  
Phantom section: Left Section  
Measurement Standard: DASYS (IEEE/IEC/1528)

DASY5 Configuration:

- Probe: ES3DV3 - SN3225; ConvF(5.26, 5.26, 5.26); Calibrated: 1/13/2011
- Sensor-Surface: 3mm (Mechanical Surface Detection)
- Electronics: DAE3 Sn472; Calibrated: 3/7/2011
- Phantom: SAM 1; Type: SAM 4.0; Serial: 1076
- Measurement SW: DASY52, Version 52.6 (2); SEMCAD X Version 14.4.4 (2829)

**Configuration/Touch position -/Area Scan (51x81x1):** Measurement grid: dx=15mm, dy=15mm

[Info: Interpolated medium parameters used for SAR evaluation.](#)

Maximum value of SAR (interpolated) = 1.547 mW/g


**Configuration/Touch position -/Zoom Scan (5x5x7) (6x6x7)/Cube 0:**

Measurement grid: dx=7.5mm, dy=7.5mm, dz=5mm

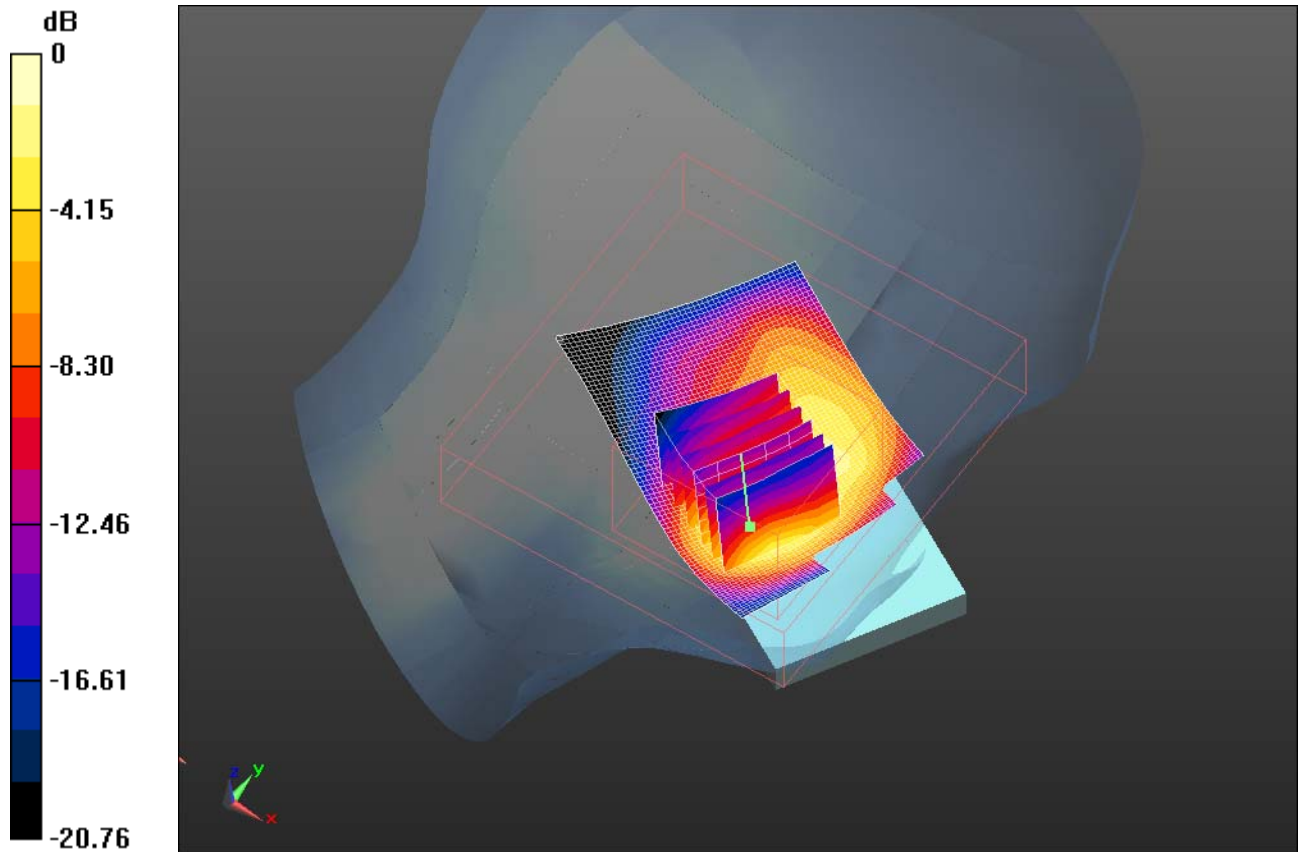
Reference Value = 8.217 V/m; Power Drift = 0.04 dB

Peak SAR (extrapolated) = 2.277 W/kg

**SAR(1 g) = 1.32 mW/g; SAR(10 g) = 0.736 mW/g**


	Document <b>Appendix B for the BlackBerry® Smartphone Model REC71UW/RED71UW SAR Report</b>			Page <b>152(166)</b>
	Author Data <b>Andrew Becker</b>	Dates of Test <b>June 28 – September 16, 2011</b>	Test Report No <b>RTS-5385-1108-74A</b>	FCC ID: <b>L6AREC70UW</b> <b>L6ARED70UW</b>

Info: Interpolated medium parameters used for SAR evaluation.  
Maximum value of SAR (measured) = 1.625 mW/g



0 dB = 1.630mW/g



	Document <b>Appendix B for the BlackBerry® Smartphone Model REC71UW/RED71UW SAR Report</b>			Page <b>153(166)</b>
	Author Data <b>Andrew Becker</b>	Dates of Test <b>June 28 – September 16, 2011</b>	Test Report No <b>RTS-5385-1108-74A</b>	FCC ID: <b>L6AREC70UW</b> <b>L6ARED70UW</b>

Date/Time: 9/14/2011 6:22:38 PM, Date/Time: 9/14/2011 6:27:49 PM

Test Laboratory: RIM Testing Services

## LeftHandSide\_UMTS\_band\_IV\_mid\_chan\_amb\_temp\_22.9\_liq\_temp\_22 .1C

**DUT: BlackBerry Smartphone; Type: Sample ; Serial: 2846E05B**

Communication System: WCDMA FDD IV; Communication System Band: UMTS band IV; Frequency: 1732.6 MHz; Communication System PAR: 0 dB

Medium parameters used (interpolated):  $f = 1732.6$  MHz;  $\sigma = 1.385$  mho/m;  $\epsilon_r = 39.587$ ;  
 $\rho = 1000$  kg/m<sup>3</sup>

Phantom section: Left Section

Measurement Standard: DASYS (IEEE/IEC/1528)

DASY5 Configuration:

- Probe: ES3DV3 - SN3225; ConvF(5.26, 5.26, 5.26); Calibrated: 1/13/2011
- Sensor-Surface: 3mm (Mechanical Surface Detection)
- Electronics: DAE3 Sn472; Calibrated: 3/7/2011
- Phantom: SAM 1; Type: SAM 4.0; Serial: 1076
- Measurement SW: DASYS2, Version 52.6 (2); SEMCAD X Version 14.4.4 (2829)

**Configuration/Touch position -/Area Scan (51x81x1):** Measurement grid:  
dx=15mm, dy=15mm

[Info: Interpolated medium parameters used for SAR evaluation.](#)

Maximum value of SAR (interpolated) = 1.627 mW/g

**Configuration/Touch position -/Zoom Scan (5x5x7) (6x6x7)/Cube 0:**

Measurement grid: dx=7.5mm, dy=7.5mm, dz=5mm


Reference Value = 8.876 V/m; Power Drift = 0.04 dB

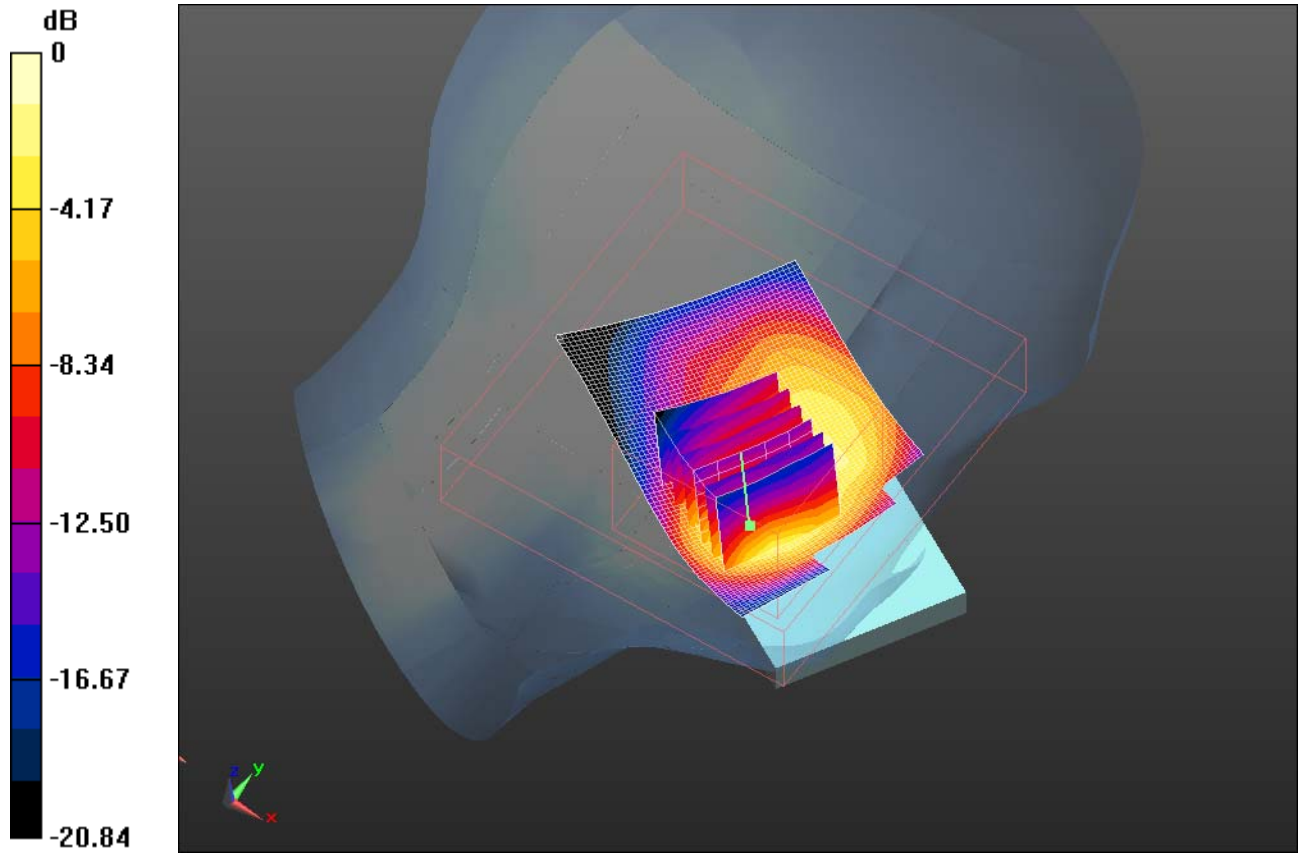
Peak SAR (extrapolated) = 2.418 W/kg

**SAR(1 g) = 1.39 mW/g; SAR(10 g) = 0.765 mW/g**


[Info: Interpolated medium parameters used for SAR evaluation.](#)

Maximum value of SAR (measured) = 1.710 mW/g

	Document <b>Appendix B for the BlackBerry® Smartphone Model REC71UW/RED71UW SAR Report</b>			Page <b>154(166)</b>
	Author Data <b>Andrew Becker</b>	Dates of Test <b>June 28 – September 16, 2011</b>	Test Report No <b>RTS-5385-1108-74A</b>	FCC ID: <b>L6AREC70UW</b> <b>L6ARED70UW</b>



0 dB = 1.710mW/g

	Document <b>Appendix B for the BlackBerry® Smartphone Model REC71UW/RED71UW SAR Report</b>			Page <b>155(166)</b>
	Author Data <b>Andrew Becker</b>	Dates of Test <b>June 28 – September 16, 2011</b>	Test Report No <b>RTS-5385-1108-74A</b>	FCC ID: <b>L6AREC70UW</b> <b>L6ARED70UW</b>

Date/Time: 9/14/2011 5:27:16 PM, Date/Time: 9/14/2011 5:32:27 PM

Test Laboratory: RIM Testing Services

## LeftHandSide\_UMTS\_band\_IV\_high\_chan\_amb\_temp\_22.8\_liq\_temp\_2 2.0C

**DUT: BlackBerry Smartphone; Type: Sample ; Serial: 2846E05B**

Communication System: WCDMA FDD IV; Communication System Band: UMTS band IV; Frequency: 1752.6 MHz; Communication System PAR: 0 dB  
Medium parameters used (interpolated):  $f = 1752.6$  MHz;  $\sigma = 1.406$  mho/m;  $\epsilon_r = 39.498$ ;  
 $\rho = 1000$  kg/m<sup>3</sup>  
Phantom section: Left Section  
Measurement Standard: DASYS (IEEE/IEC/1528)

DASY5 Configuration:


- Probe: ES3DV3 - SN3225; ConvF(5.26, 5.26, 5.26); Calibrated: 1/13/2011
- Sensor-Surface: 3mm (Mechanical Surface Detection)
- Electronics: DAE3 Sn472; Calibrated: 3/7/2011
- Phantom: SAM 1; Type: SAM 4.0; Serial: 1076
- Measurement SW: DASYS2, Version 52.6 (2); SEMCAD X Version 14.4.4 (2829)

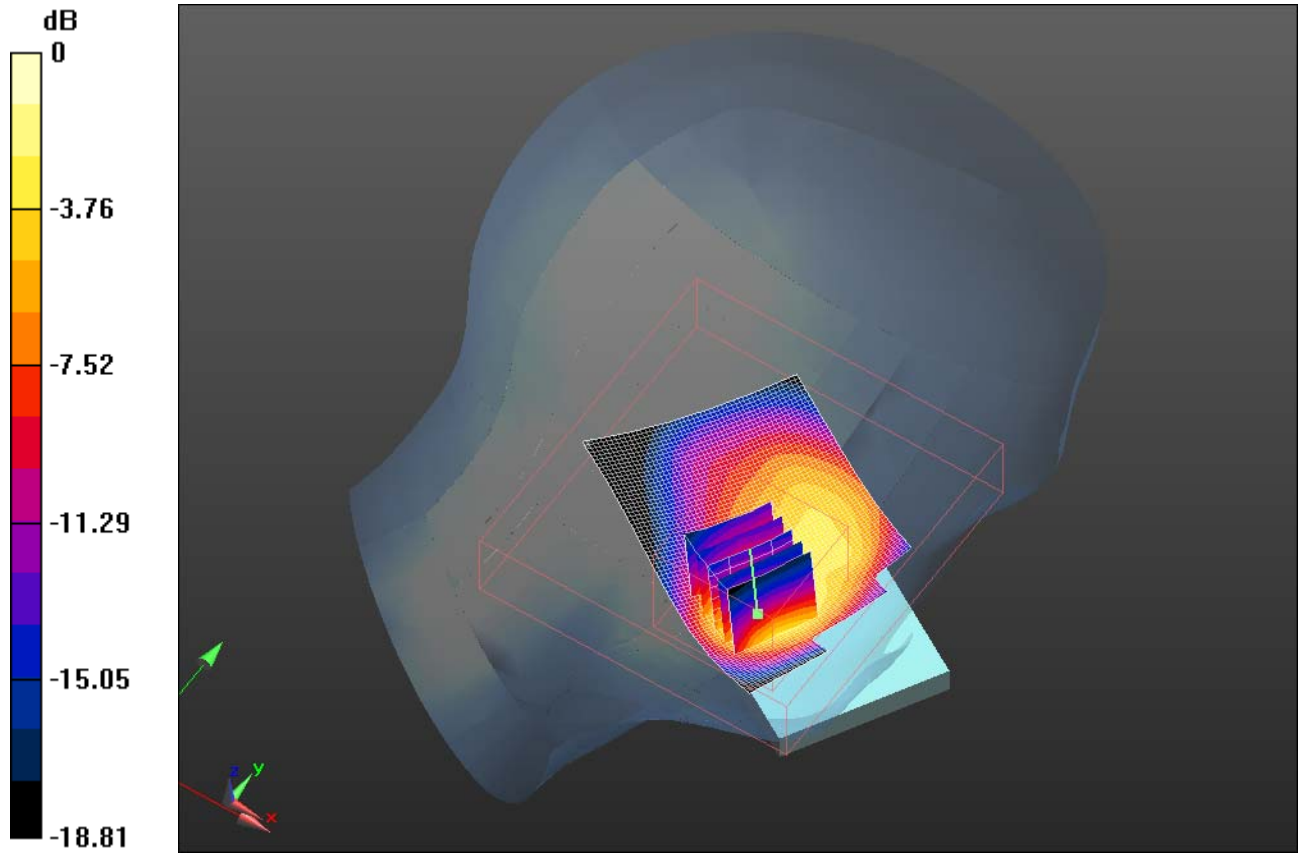
**Configuration/Touch position -/Area Scan (51x81x1):** Measurement grid:  
dx=15mm, dy=15mm

[Info: Interpolated medium parameters used for SAR evaluation.](#)  
Maximum value of SAR (interpolated) = 1.682 mW/g


**Configuration/Touch position -/Zoom Scan (5x5x7) (5x5x7)/Cube 0:**  
Measurement grid: dx=7.5mm, dy=7.5mm, dz=5mm  
Reference Value = 9.993 V/m; Power Drift = -0.13 dB  
Peak SAR (extrapolated) = 2.512 W/kg  
**SAR(1 g) = 1.42 mW/g; SAR(10 g) = 0.765 mW/g**

[Info: Interpolated medium parameters used for SAR evaluation.](#)  
Maximum value of SAR (measured) = 1.797 mW/g

	Document <b>Appendix B for the BlackBerry® Smartphone Model REC71UW/RED71UW SAR Report</b>			Page <b>156(166)</b>
	Author Data <b>Andrew Becker</b>	Dates of Test <b>June 28 – September 16, 2011</b>	Test Report No <b>RTS-5385-1108-74A</b>	FCC ID: <b>L6AREC70UW</b> <b>L6ARED70UW</b>



0 dB = 1.800mW/g

	Document <b>Appendix B for the BlackBerry® Smartphone Model REC71UW/RED71UW SAR Report</b>			Page <b>157(166)</b>
	Author Data <b>Andrew Becker</b>	Dates of Test <b>June 28 – September 16, 2011</b>	Test Report No <b>RTS-5385-1108-74A</b>	FCC ID: <b>L6AREC70UW</b> <b>L6ARED70UW</b>

Date/Time: 9/14/2011 9:39:08 PM, Date/Time: 9/14/2011 9:44:18 PM

Test Laboratory: RIM Testing Services

## LeftHandSide\_Tilt\_UMTS\_band\_IV\_mid\_chan\_amb\_temp\_23.5\_liq\_tem p\_22.7C

**DUT: BlackBerry Smartphone; Type: Sample ; Serial: 2846E05B**

Communication System: WCDMA FDD IV; Communication System Band: UMTS band IV; Frequency: 1732.6 MHz; Communication System PAR: 0 dB

Medium parameters used (interpolated):  $f = 1732.6$  MHz;  $\sigma = 1.385$  mho/m;  $\epsilon_r = 39.587$ ;  
 $\rho = 1000$  kg/m<sup>3</sup>

Phantom section: Left Section

Measurement Standard: DASYS (IEEE/IEC/1528)

DASY5 Configuration:

- Probe: ES3DV3 - SN3225; ConvF(5.26, 5.26, 5.26); Calibrated: 1/13/2011
- Sensor-Surface: 3mm (Mechanical Surface Detection)
- Electronics: DAE3 Sn472; Calibrated: 3/7/2011
- Phantom: SAM 1; Type: SAM 4.0; Serial: 1076
- Measurement SW: DASY52, Version 52.6 (2); SEMCAD X Version 14.4.4 (2829)

**Configuration/Touch position -/Area Scan (51x81x1):** Measurement grid:  
dx=15mm, dy=15mm

[Info: Interpolated medium parameters used for SAR evaluation.](#)

Maximum value of SAR (interpolated) = 0.424 mW/g

**Configuration/Touch position -/Zoom Scan (5x5x7) (5x5x7)/Cube 0:**

Measurement grid: dx=7.5mm, dy=7.5mm, dz=5mm


Reference Value = 11.950 V/m; Power Drift = 0.01 dB

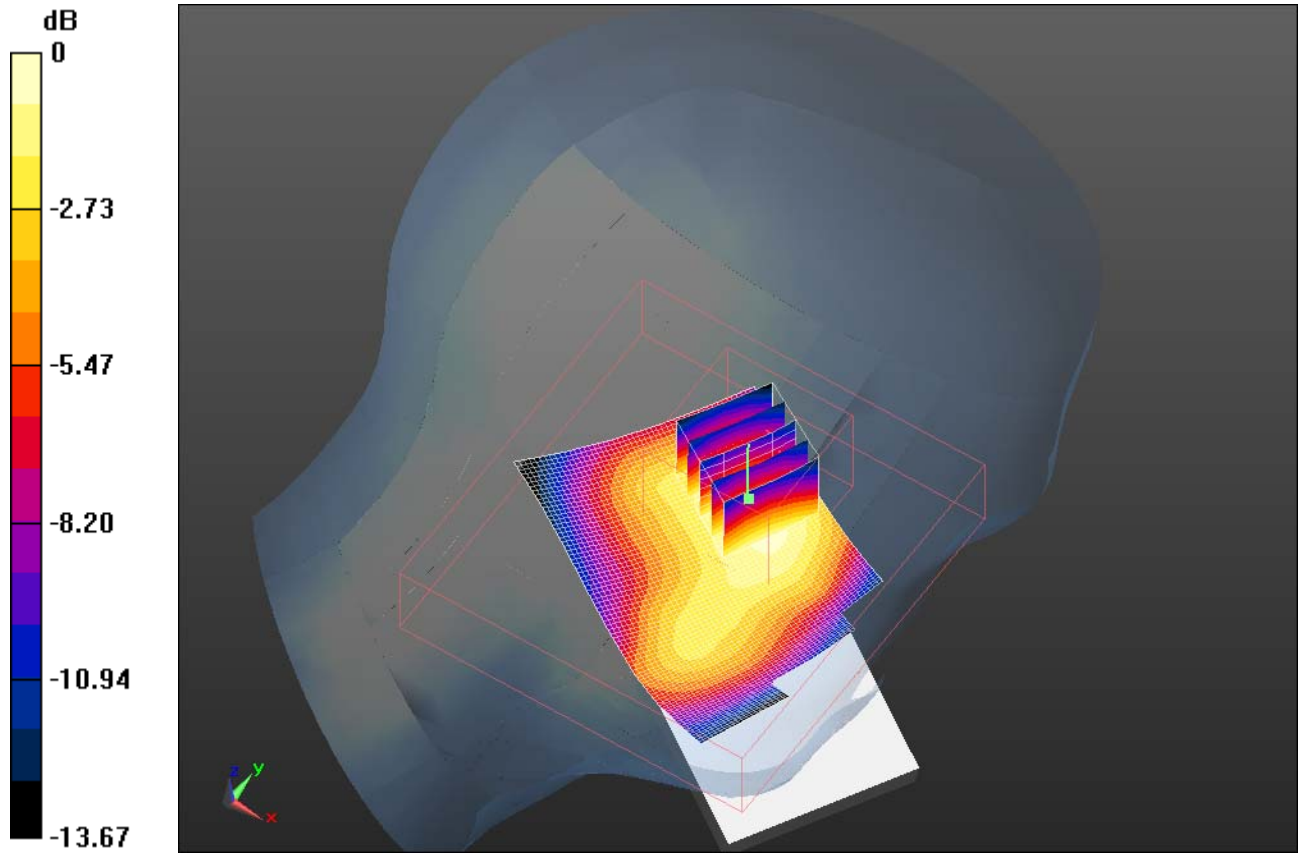
Peak SAR (extrapolated) = 0.524 W/kg

**SAR(1 g) = 0.352 mW/g; SAR(10 g) = 0.225 mW/g**


[Info: Interpolated medium parameters used for SAR evaluation.](#)

Maximum value of SAR (measured) = 0.408 mW/g

	Document <b>Appendix B for the BlackBerry® Smartphone Model REC71UW/RED71UW SAR Report</b>			Page <b>158(166)</b>
	Author Data <b>Andrew Becker</b>	Dates of Test <b>June 28 – September 16, 2011</b>	Test Report No <b>RTS-5385-1108-74A</b>	FCC ID: <b>L6AREC70UW</b> <b>L6ARED70UW</b>



0 dB = 0.410mW/g

	Document <b>Appendix B for the BlackBerry® Smartphone Model REC71UW/RED71UW</b> <b>SAR Report</b>			Page <b>159(166)</b>
	Author Data <b>Andrew Becker</b>	Dates of Test <b>June 28 – September 16, 2011</b>	Test Report No <b>RTS-5385-1108-74A</b>	FCC ID: <b>L6AREC70UW</b> <b>L6ARED70UW</b>

Date/Time: 9/14/2011 8:47:23 PM

Test Laboratory: RIM Testing Services

## Volume\_Scan\_LeftHandSide\_UMTS\_band\_IV\_high\_chan\_amb\_temp\_2 2.3\_liq\_temp\_22.0C

**DUT: BlackBerry Smartphone; Type: Sample ; Serial: 2846E05B**

Communication System: WCDMA FDD IV; Communication System Band: UMTS band IV; Frequency: 1752.6 MHz; Communication System PAR: 0 dB

Medium parameters used (interpolated):  $f = 1752.6$  MHz;  $\sigma = 1.406$  mho/m;  $\epsilon_r = 39.498$ ;  $\rho = 1000$  kg/m<sup>3</sup>

Phantom section: Left Section

Measurement Standard: DASYS (IEEE/IEC/1528)

DASY5 Configuration:

- Probe: ES3DV3 - SN3225; ConvF(5.26, 5.26, 5.26); Calibrated: 1/13/2011
- Sensor-Surface: 3mm (Mechanical Surface Detection)
- Electronics: DAE3 Sn472; Calibrated: 3/7/2011
- Phantom: SAM 1; Type: SAM 4.0; Serial: 1076
- Measurement SW: DASY52, Version 52.6 (2); SEMCAD X Version 14.4.4 (2829)

### **Configuration/Touch position - Volume Scan/Volume Scan**

**(13x15x7)/Cube 0:** Measurement grid:  $dx=7.5$ mm,  $dy=7.5$ mm,  $dz=5$ mm

Reference Value = 9.813 V/m; Power Drift = -0.01 dB

Peak SAR (extrapolated) = 2.549 W/kg

**SAR(1 g) = 1.47 mW/g; SAR(10 g) = 0.783 mW/g**

[Info: Interpolated medium parameters used for SAR evaluation.](#)

Maximum value of SAR (measured) = 1.718 mW/g

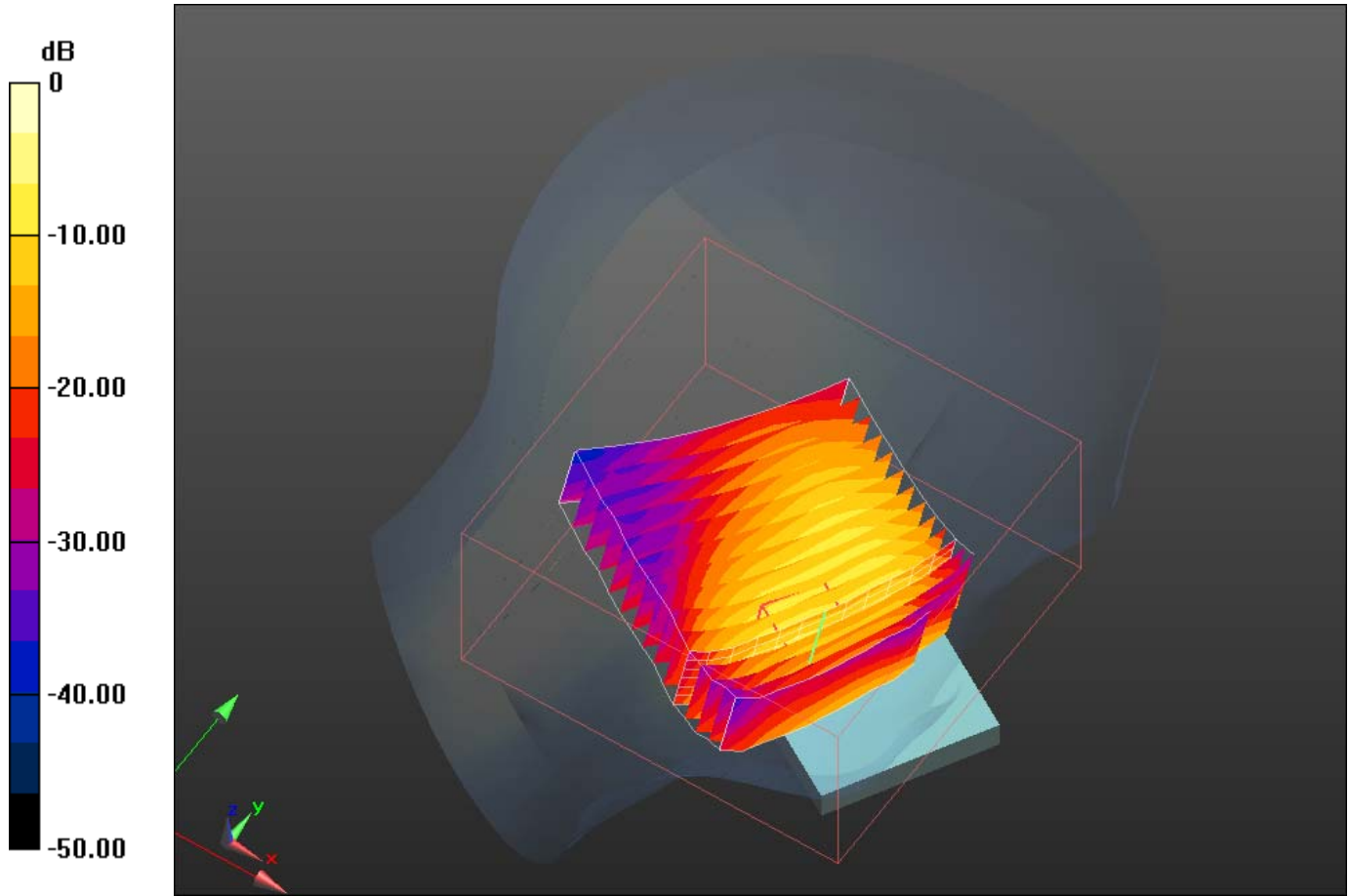
Author Data  
**Andrew Becker**

Dates of Test  
**June 28 – September 16, 2011**

Test Report No  
**RTS-5385-1108-74A**


FCC ID:  
**L6AREC70UW**  
**L6ARED70UW**

IC ID  
**2503A-REC70UW**  
**2503A-RED70UW**



0 dB = 1.720mW/g



	Document <b>Appendix B for the BlackBerry® Smartphone Model REC71UW/RED71UW SAR Report</b>			Page <b>161(166)</b>
	Author Data <b>Andrew Becker</b>	Dates of Test <b>June 28 – September 16, 2011</b>	Test Report No <b>RTS-5385-1108-74A</b>	FCC ID: <b>L6AREC70UW</b> <b>L6ARED70UW</b>

## Multi-Band Average SAR\_RHT\_UMTS band IV\_802.11b

### Multi-Band Configurations:

#### DASY Configuration for Configuration/Touch position - Volume Scan/Volume Scan:

Date/Time: 9/15/2011 12:27:05 AM

Test Laboratory: RIM Testing Services

File Name:

[Volume Scan RightHandSide UMTS band IV low chan amb temp 23.5 liq temp 22.7C.da52:0](#)

**DUT: BlackBerry Smartphone; Type: Sample ; Serial: 2846E05B**

Communication System: WCDMA FDD IV; Communication System Band: UMTS band IV; Frequency: 1712.4 MHz; Communication System PAR: 0 dB

Medium parameters used (interpolated):  $f = 1712.4$  MHz;  $\sigma = 1.368$  mho/m;  $\epsilon_r = 39.687$ ;  $\rho = 1000$  kg/m<sup>3</sup>

Phantom section: Right Section

Measurement Standard: DASY5 (IEEE/IEC/1528)

- Probe: ES3DV3 - SN3225; ConvF(5.26, 5.26, 5.26); Calibrated: 1/13/2011
- Sensor-Surface: 3mm (Mechanical Surface Detection)
- Electronics: DAE3 Sn472; Calibrated: 3/7/2011
- Phantom: SAM 1; Type: SAM 4.0; Serial: 1076
- Measurement SW: DASY52, Version 52.6 (2)

#### DASY Configuration for Configuration/Touch position - Volume Scan/Volume Scan:

Date/Time: 9/7/2011 10:54:50 PM

Test Laboratory: RIM Testing Services


File Name:

[Volume Scan RightHandSide 802.11b mid chan amb temp 23.5 liq temp 23.2C.da52:0](#)

**DUT: BlackBerry Smartphone; Type: Sample ; Serial: 27DD7A26**

Communication System: 802.11 b (2450); Frequency: 2437 MHz; Duty Cycle: 1:1

Medium: 2450MHz Head Medium parameters used (interpolated):  $f = 2437$  MHz;  $\sigma = 1.863$  mho/m;  $\epsilon_r = 38.106$ ;  $\rho = 1000$  kg/m<sup>3</sup>

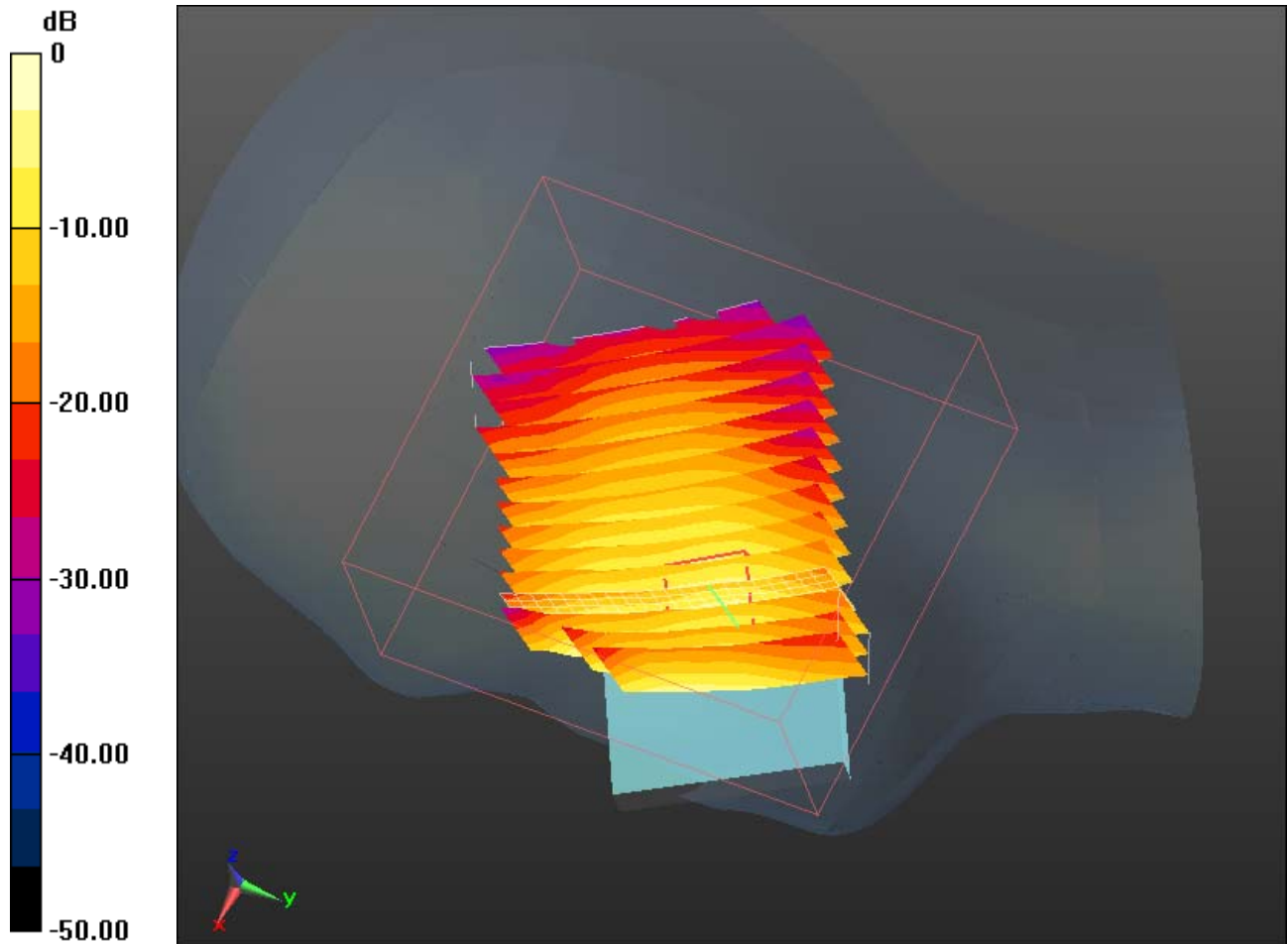
	Document <b>Appendix B for the BlackBerry® Smartphone Model REC71UW/RED71UW SAR Report</b>			Page <b>162(166)</b>
	Author Data <b>Andrew Becker</b>	Dates of Test <b>June 28 – September 16, 2011</b>	Test Report No <b>RTS-5385-1108-74A</b>	FCC ID: <b>L6AREC70UW</b> <b>L6ARED70UW</b>

Phantom section: Right Section  
Measurement Standard: DASYS (IEEE/IEC/1528)


- Probe: ES3DV3 - SN3225; ConvF(4.6, 4.6, 4.6); Calibrated: 1/13/2011
- Sensor-Surface: 3mm (Mechanical Surface Detection)
- Electronics: DAE3 Sn472; Calibrated: 3/7/2011
- Phantom: SAM 1; Type: SAM 4.0; Serial: 1076
- Measurement SW: DASYS2, Version 52.6 (2)

**Multi Band Result:**

**SAR(1 g) = 1.24 mW/g; SAR(10 g) = 0.762 mW/g**  
Maximum value of SAR (interpolated) = 1.782 mW/g



0 dB = 1.780mW/g

	Document <b>Appendix B for the BlackBerry® Smartphone Model REC71UW/RED71UW SAR Report</b>			Page <b>163(166)</b>
	Author Data <b>Andrew Becker</b>	Dates of Test <b>June 28 – September 16, 2011</b>	Test Report No <b>RTS-5385-1108-74A</b>	FCC ID: <b>L6AREC70UW</b> <b>L6ARED70UW</b>

## Multi-Band Average SAR\_LHT\_UMTS band IV\_802.11b\_BT

### Multi-Band Configurations:

#### DASY Configuration for Configuration/Touch position - Volume Scan/Volume Scan:

Date/Time: 9/14/2011 8:47:23 PM

Test Laboratory: RIM Testing Services

File Name:

[Volume Scan LeftHandSide UMTS band IV high chan amb temp 22.3 liq temp 2 2.0C.da52:0](#)

**DUT: BlackBerry Smartphone; Type: Sample ; Serial: 2846E05B**

Communication System: WCDMA FDD IV; Frequency: 1752.6 MHz; Duty Cycle: 1:1

Medium: HSL1800 Medium parameters used (interpolated):  $f = 1752.6 \text{ MHz}$ ;  $\sigma = 1.406 \text{ mho/m}$ ;  $\epsilon_r = 39.498$ ;  $\rho = 1000 \text{ kg/m}^3$

Phantom section: Left Section

Measurement Standard: DASY5 (IEEE/IEC/1528)

- Probe: ES3DV3 - SN3225; ConvF(5.26, 5.26, 5.26); Calibrated: 1/13/2011
- Sensor-Surface: 3mm (Mechanical Surface Detection)
- Electronics: DAE3 Sn472; Calibrated: 3/7/2011
- Phantom: SAM 1; Type: SAM 4.0; Serial: 1076
- Measurement SW: DASY52, Version 52.6 (2)

---

#### DASY Configuration for Configuration/Touch position - Volume Scan/Volume Scan:

Date/Time: 9/7/2011 7:44:27 PM


Test Laboratory: RIM Testing Services

File Name:

[Volume Scan LeftHandSide 802.11b mid chan amb temp 23.8 liq temp 23.2C.da5 2:0](#)

**DUT: BlackBerry Smartphone; Type: Sample ; Serial: 27DD7A26**

Communication System: 802.11 b (2450); Frequency: 2437 MHz; Duty Cycle: 1:1

	Document <b>Appendix B for the BlackBerry® Smartphone Model REC71UW/RED71UW SAR Report</b>			Page <b>164(166)</b>
	Author Data <b>Andrew Becker</b>	Dates of Test <b>June 28 – September 16, 2011</b>	Test Report No <b>RTS-5385-1108-74A</b>	FCC ID: <b>L6AREC70UW</b> <b>L6ARED70UW</b>

Medium: HSL2450 Medium parameters used (interpolated):  $f = 2437$  MHz;  $\sigma = 1.863$  mho/m;  $\epsilon_r = 38.106$ ;  $\rho = 1000$  kg/m<sup>3</sup>  
Phantom section: Left Section  
Measurement Standard: DASY5 (IEEE/IEC/1528)

- Probe: ES3DV3 - SN3225; ConvF(4.6, 4.6, 4.6); Calibrated: 1/13/2011
- Sensor-Surface: 3mm (Mechanical Surface Detection)
- Electronics: DAE3 Sn472; Calibrated: 3/7/2011
- Phantom: SAM 1; Type: SAM 4.0; Serial: 1076
- Measurement SW: DASY52, Version 52.6 (2)

---

### **DASY Configuration for Configuration/Touch position Volume Scan/Volume Scan:**

Date/Time: 9/8/2011 12:39:33 PM  
Test Laboratory: RIM Testing Services  
File Name:

[Volume Scan LeftHandSide Bluetooth high chan amb temp 24.4 liq temp 22.6C.d a52:0](#)

**DUT: BlackBerry Smartphone; Type: Sample ; Serial: 27DD7A26**

Communication System: Bluetooth; Frequency: 2480 MHz; Duty Cycle: 1:1  
Medium: HSL2450 Medium parameters used:  $f = 2480$  MHz;  $\sigma = 1.914$  mho/m;  $\epsilon_r = 37.887$ ;  $\rho = 1000$  kg/m<sup>3</sup>  
Phantom section: Left Section  
Measurement Standard: DASY5 (IEEE/IEC/1528)

- Probe: ES3DV3 - SN3225; ConvF(4.6, 4.6, 4.6); Calibrated: 1/13/2011
- Sensor-Surface: 3mm (Mechanical Surface Detection)
- Electronics: DAE3 Sn472; Calibrated: 3/7/2011
- Phantom: SAM 1; Type: SAM 4.0; Serial: 1076
- Measurement SW: DASY52, Version 52.6 (2)

---

### **Multi Band Result:**

**SAR(1 g) = 1.55 mW/g; SAR(10 g) = 0.851 mW/g**  
Maximum value of SAR (interpolated) = 2.581 mW/g

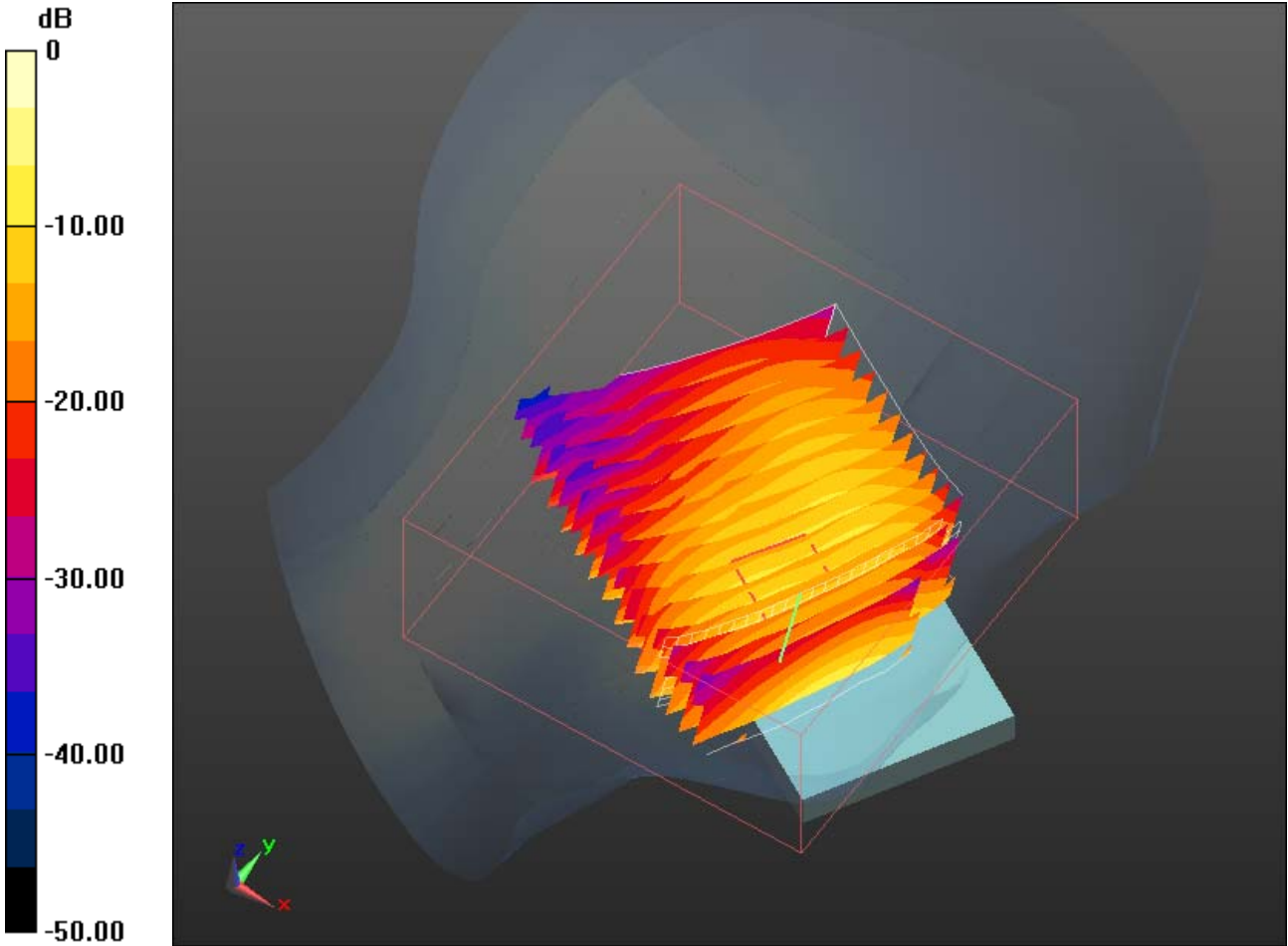
Author Data  
**Andrew Becker**

Dates of Test  
**June 28 – September 16, 2011**


Test Report No  
**RTS-5385-1108-74A**

FCC ID:  
**L6AREC70UW**  
**L6ARED70UW**

IC ID  
**2503A-REC70UW**  
**2503A-RED70UW**



0 dB = 2.580mW/g

	Document <b>Appendix B for the BlackBerry® Smartphone Model REC71UW/RED71UW SAR Report</b>			Page <b>166(166)</b>
	Author Data <b>Andrew Becker</b>	Dates of Test <b>June 28 – September 16, 2011</b>	Test Report No <b>RTS-5385-1108-74A</b>	FCC ID: <b>L6AREC70UW</b> <b>L6ARED70UW</b>

**Z axis plot for the worst case head configuration:**

